



PROVINCE OF THE EASTERN CAPE  
IPHONDO LEMPUMA KOLONI  
PROVINSIE OOS-KAAP


# Provincial Gazette Igazethi Yephondo Provinsiale Koerant

Vol. 22

BISHO/  
KING WILLIAM'S TOWN, 20 JANUARY 2015

**No. 3327**  
(Extraordinary)

**We all have the power to prevent AIDS**



**AIDS  
HELPLINE**

**0800 012 322**

DEPARTMENT OF HEALTH

**Prevention is the cure**

*N.B. The Government Printing Works will not be held responsible for the quality of "Hard Copies" or "Electronic Files" submitted for publication purposes*



**IMPORTANT NOTICE**

The Government Printing Works will not be held responsible for faxed documents not received due to errors on the fax machine or faxes received which are unclear or incomplete. Please be advised that an "OK" slip, received from a fax machine, will not be accepted as proof that documents were received by the GPW for printing. If documents are faxed to the GPW it will be the sender's responsibility to phone and confirm that the documents were received in good order.

Furthermore the Government Printing Works will also not be held responsible for cancellations and amendments which have not been done on original documents received from clients.

**CONTENTS • INHOUD***No.**Page  
No.    Gazette  
          No.***PROVINCIAL NOTICE**

2 Eastern Cape Adjustments Appropriation Act (2/2014): For General Information .....	3	3327
--	---	------

---

**PROVINCIAL NOTICE**

---


**No. 2****OFFICE OF THE PREMIER  
EASTERN CAPE ADJUSTMENTS APPROPRIATION  
ACT 2014, ACT NO. 2 OF 2014**

It is hereby published for general information that the Premier of the Province of the Eastern Cape has assented to the above-mentioned Act.

**PROVINCE OF THE EASTERN CAPE**

**ADJUSTMENTS APPROPRIATION ACT, 2014  
(EASTERN CAPE)**

*Act No 2 of 2014*

<p><b>BILL</b> <b>PROVINCE OF THE EASTERN CAPE</b> <b>Assented To in Terms of Section</b> <b>121 R.W. Section 123, 124 And 127</b> <b>OF Act 108 OF 1996</b></p> <p>..... <b>Signature</b> </p> <p>..... <b>Date</b> <b>G.P. MASUANE</b></p> <p>..... <b>Full Names</b></p> <p><b>TITLE PREMIER- <del>ACTING</del> PREMIER</b> <i>(Delete whichever is not applicable)</i></p> <p><b>(NOTE: ON THE DATE HEREOF, ENGLISH IS THE ONLY OFFICIAL LANGUAGE OF THE PROVINCE)</b></p>
---

ACT NO 2 OF 2014 (EC) ADJUSTMENTS APPROPRIATION ACT, 2014 (EASTERN CAPE)

## ACT

To appropriate amounts of money for the requirements of the Province of the Eastern Cape for the Financial year ending 31 March 2015 and to provide for matters incidental thereto.

BE IT ENACTED by the Legislature of the Province of the Eastern Cape, as follows:-

Appropriation of amounts of money for the requirements of the Province of the Eastern Cape.

1. Subject to the provisions of the Public Finance Management Act, 1999 (Act No. 1 of 1999), there is hereby appropriated adjusted amounts of money from and to the Departments into and out of the Provincial Revenue Fund for the requirements of the Province of the Eastern Cape in respect of the financial year ending 31 March 2015, the adjusted amount of **R467,617 (four hundred and sixty seven million six hundred and seventeen thousand)** as shown in the schedule hereto.

### Short title

2. This Act is called the Adjustments Appropriation Act, 2014 (Eastern Cape).

## ACT NO 2 OF 2014 (EC) ADJUSTMENTS APPROPRIATION ACT, 2014 (EASTERN CAPE)

## ADJUSTMENTS APPROPRIATION ACT, 2014 (EASTERN CAPE)

## SCHEDULE PER DEPARTMENT

VOTE	DEPARTMENT	AMOUNT R'000
1	Office of the Premier	18,630
2	Provincial Legislature	29,093
3	Health	170,031
4	Social Development	(2,240)
5	Roads and Public Works	-
6	Education	348,439
7	Cooperative Governance and Traditional Affairs	11,143
8	Rural Development and Agrarian Reform	3,315
9	Economic Development, Environmental Affairs and Tourism	(111,000)
10	Transport	35,571
11	Human Settlements	-
12	Provincial Treasury	(45,550)
14	Sports, Recreation, Arts and Culture	5,190
15	Safety and Liaison	4,995
	<b>TOTAL</b>	<b>467,617</b>

Annexure A - Details of 2014/15 Adjustment Estimates

Details of Vote		Details of appropriation 2014/15						
No.	Title	Total per Vote and Main Division	Current Payments			Transfers and Subsidies	Payments for Capital Assets	Payments for Financial Assets
			Compensation of Employees	Goods and Services	Other			
		R'000	R'000	R'000	R'000	R'000	R'000	R'000
1	<b>Office of the Premier</b>	18 630	14 735	(14 308)	-	11 288	6 915	-
	<i>Aim:</i>							
	<i>To ensure responsive, integrated and sustainable service delivery to all in the Eastern Cape through strategic leadership, critical interventions and coordinated effective provincial governance.</i>							
	<b>1. Administration</b>	16 518	3 343	3 015	-	7 156	3 004	-
	<i>Aim:</i>							
	<i>To render efficient and effective corporate services and operations support to facilitate the achievement of the OTP's mandate.</i>							
	<i>Of which</i>							
	Compensation of Employees		3 343					
	Goods and Services			3 015				
	Departmental agencies and accounts							
	Non-profit Institutions							
	Households					7 156		
	Buildings and other fixed structures							
	Machinery and equipment						3 004	
	Software and other intangible assets							
	<b>2. Institutional Building and Transformation</b>	(19 086)	2 476	(25 473)	-	-	3 911	-
	<i>Aim:</i>							
	<i>To provide institutional development and organisational support services to ensure that the provincial government has sufficient capacity to effectively and efficiently deliver on its mandate.</i>							
	<i>Of which</i>							
	Compensation of Employees		2 476					
	Goods and Services			(25 473)				
	Non-profit Institutions							
	Households							
	Buildings and other fixed structures							
	Machinery and equipment						3 911	
	Software and other intangible assets							
	<b>3. Policy and Governance</b>	13 647	6 613	2 902	-	4 132	-	-
	<i>Aim:</i>							
	<i>To ensure the monitoring and evaluation of performance of the provincial government, and the coordination of provincial policies and planning.</i>							
	<i>Of which</i>							
	Compensation of Employees		6 613					
	Goods and Services			2 902				
	Departmental agencies and accounts					4 090		
	Households					42		
	Machinery and equipment							
	Software and other intangible assets							
	<b>4. Executive Support Services</b>	7 551	2 303	5 248	-	-	-	-
	<i>Aim:</i>							
	<i>To provide effective and efficient Executive support services to the Premier, the Executive Council, OTP and other Executive Structures of the Provincial Government.</i>							
	<i>Of which</i>							
	Compensation of Employees		2 303					
	Goods and Services			5 248				
	Departmental agencies and accounts							
	Households							
	Machinery and equipment							
	Software and other intangible assets							

Details of Vote		Details of appropriation 2014/15						
No.	Title	Total per Vote and Main Division	Current Payments			Transfers and Subsidies	Payments for Capital Assets	Payments for Financial Assets
			Compensation of Employees	Goods and Services	Other			
2	<b>Provincial Legislature</b>	<b>29 093</b>	-	<b>5 620</b>	-	<b>23 473</b>	-	-
	<i>Aim:</i> <i>The Eastern Cape Legislature strives to deepen democracy, promote development and build a better life for all through law-making, effective public participation and vigorous oversight.</i>							
	<b>1. Administration</b>	<b>4 036</b>	-	<b>4 036</b>	-	-	-	-
	<i>Aim:</i> <i>Provides political and administrative leadership to the Legislature to strengthen provincial, national and international relations.</i>							
	<i>Of which</i>							
	Compensation of Employees							
	Goods and Services			<b>4 036</b>				
	Machinery and equipment							
	Software and other intangible assets							
	<b>2. Facilities for Members and Political Parties</b>	<b>22 572</b>	-	<b>2 700</b>	-	<b>19 872</b>	-	-
	<i>Aim:</i> <i>To render administrative support services to political office-bearers and MPLs with regard to facilities and benefits.</i>							
	<i>Of which</i>							
	Compensation of Employees							
	Goods and Services			<b>2 700</b>				
	Non-profit institutions					<b>19 872</b>		
	Machinery and equipment							
	<b>3. Parliamentary Services</b>	<b>(1 116)</b>	-	<b>(1 116)</b>	-	-	-	-
	<i>Aim:</i> <i>To strengthen strategic management for the division's effectiveness, improve management, access and sharing of information; improve parliamentary support for an effective oversight function of the Legislature; and improve parliamentary support for effective public education.</i>							
	<i>Of which</i>							
	Compensation of Employees							
	Goods and Services			<b>(1 116)</b>				
	<b>4. Members' Salaries (Direct Charge)</b>	<b>3 601</b>	-	-	-	<b>3 601</b>	-	-
	<i>Aim:</i> <i>To provide for the salaries of all members of the Legislature, including the Speaker</i>							
	<i>Of which</i>							
	Households		-			<b>3 601</b>		



No.	Title	Total per Vote and Main Division	Details of appropriation 2014/15					
			Current Payments			Transfers and Subsidies	Payments for Capital Assets	Payments for Financial Assets
			Compensation of Employees	Goods and Services	Other			
3	<b>Health</b>	<b>170 031</b>	<b>39 206</b>	<b>(22 946)</b>	<b>-</b>	<b>143 362</b>	<b>10 409</b>	<b>-</b>
	<i>Aim: To provide and ensure accessible comprehensive integrated services in the Eastern Cape, emphasizing the primary health care approach, optimally utilising all resources to enable all its present and future generations to enjoy health and quality of life.</i>							
	<b>1. Administration</b>	<b>31 797</b>	<b>20 847</b>	<b>(19 294)</b>	<b>-</b>	<b>1 792</b>	<b>28 452</b>	<b>-</b>
	<i>Aim: To conduct the strategic management and overall administration of the Department of Health.</i>							
	<i>Of which</i>							
	Compensation of Employees		20 847					
	Goods and Services			(19 294)				
	Interest on land							
	Provinces and Municipalities							
	Public corporations and private enterprises							
	Households					1 792		
	Machinery and equipment						28 452	
	Software and intangible assets							
	<b>2. District Health Services</b>	<b>81 004</b>	<b>95 686</b>	<b>(95 257)</b>	<b>-</b>	<b>76 737</b>	<b>3 838</b>	<b>-</b>
	<i>Aim: To render Primary Health Care Services and District Hospital Services.</i>							
	<i>Of which</i>							
	Compensation of Employees		95 686					
	Goods and Services			(95 257)				
	Provinces and Municipalities					6 796		
	Departmental agencies and accounts							
	Higher education institutions							
	Households					69 941		
	Buildings and other fixed structures							
	Machinery and equipment						3 838	
	<b>3. Emergency Medical Services</b>	<b>92 505</b>	<b>90 594</b>	<b>(30 818)</b>	<b>-</b>	<b>-</b>	<b>32 729</b>	<b>-</b>
	<i>Aim: To provide for the rendering of pre-hospital emergency medical services including inter-hospital transfers and planned patient transport.</i>							
	<i>Of which</i>							
	Compensation of Employees		90 594					
	Goods and Services			(30 818)				
	Provinces and Municipalities							
	Public corporations and private enterprises							
	Households							
	Buildings and other fixed structures							
	Machinery and equipment						32 729	
	<b>4. Provincial Hospital Services</b>	<b>(54 578)</b>	<b>(76 767)</b>	<b>(26 762)</b>	<b>-</b>	<b>47 951</b>	<b>1 000</b>	<b>-</b>
	<i>Aim: Delivery of hospital services, which are accessible, appropriate, effective and provide general specialist services, including a specialized rehabilitation service, as well as a platform for training health professionals and research.</i>							
	<i>Of which</i>							
	Compensation of Employees		(76 767)					
	Goods and Services			(26 762)				
	Provinces and Municipalities							
	Departmental agencies and accounts							
	Public corporations and private enterprises							
	Households					47 951		
	Buildings and other fixed structures						2 000	
	Machinery and equipment						(1 000)	
	<b>5. Central Hospital Services</b>	<b>10 334</b>	<b>1 896</b>	<b>7 659</b>	<b>-</b>	<b>(10 900)</b>	<b>11 679</b>	<b>-</b>
	<i>Aim: To provide tertiary health services and create a platform for the training of health workers.</i>							
	<i>Of which</i>							
	Compensation of Employees		1 896					
	Goods and Services			7 659				
	Households					(10 900)		
	Buildings and other fixed structures						6 000	
	Machinery and equipment						5 679	

Details of Vote		Details of appropriation 2014/15						
No.	Title	Total per Vote and Main Division	Current Payments			Transfers and Subsidies	Payments for Capital Assets	Payments for Financial Assets
			Compensation of Employees	Goods and Services	Other			
	<b>6. Health Sciences and Training</b>	<b>5 666</b>	<b>(81 311)</b>	<b>74 389</b>	<b>-</b>	<b>27 441</b>	<b>(14 853)</b>	<b>-</b>
	<i>Alm: Rendering of training and development opportunities for actual and potential employees of the department.</i>							
	<i>Of which</i>							
	Compensation of Employees		(81 311)					
	Goods and Services			74 389				
	Departmental agencies and accounts					(27 192)		
	Universities and technikons							
	Households					54 633		
	Buildings and other fixed structures							
	Machinery and equipment						(14 853)	
	<b>7. Health Care Support Services</b>	<b>3 303</b>	<b>(3 739)</b>	<b>6 601</b>	<b>-</b>	<b>341</b>	<b>100</b>	<b>-</b>
	<i>Alm: To render support services required by the department to realise its aims.</i>							
	<i>Of which</i>							
	Compensation of Employees		(3 739)					
	Goods and Services			6 601				
	Departmental agencies and accounts							
	Households					341		
	Machinery and equipment						100	
	<b>8. Health Facilities Development &amp; Maintenance</b>	<b>-</b>	<b>(8 000)</b>	<b>60 536</b>	<b>-</b>	<b>-</b>	<b>(52 536)</b>	<b>-</b>
	<i>Alm: To provide new health facilities, upgrades and maintains existing facilities.</i>							
	<i>Of which</i>							
	Compensation of Employees		(8 000)					
	Goods and Services			60 536				
	Households							
	Departmental agencies and accounts							
	Buildings and other fixed structures						(72 536)	
	Machinery and Equipment						20 000	

N <sup>o</sup> .	Title	Total per Vote and Main Division	Details of appropriation 2014/15					
			Current Payments			Transfers and Subsidies	Payments for Capital Assets	Payments for Financial Assets
			Compensation of Employees	Goods and Services	Other			
<b>4</b>	<b>Social Development</b>	<b>(2 240)</b>	<b>292</b>	<b>3 261</b>	<b>-</b>	<b>(8 083)</b>	<b>2 290</b>	<b>-</b>
	<i>Aim: To improve the quality of life and social well-being of the poor and vulnerable with a special focus on women, children, older persons, youth and people with disabilities through integrated developmental social services.</i>							
	<b>1. Administration</b>	<b>(4 379)</b>	<b>(2 972)</b>	<b>(5 108)</b>	<b>-</b>	<b>-</b>	<b>3 701</b>	<b>-</b>
	<i>Aim: Provides strategic management and support services at all levels of the department at both provincial and district levels.</i>							
	<i>Of which</i>							
	Compensation of Employees		(2 972)					
	Goods and Services			(5 108)				
	Interest and rent on land							
	Non-profit Institutions							
	Buildings and other fixed structures							
	Machinery and Equipment							3 701
	Software and other intangible assets							
	<b>2. Social Welfare Services</b>	<b>32 213</b>	<b>31 350</b>	<b>3 250</b>	<b>-</b>	<b>-</b>	<b>(2 387)</b>	<b>-</b>
	<i>Aim: Provides integrated developmental social welfare services to the poor and vulnerable in partnership with stakeholders and civil society organisations.</i>							
	<i>Of which</i>							
	Compensation of Employees		31 350					
	Goods and Services			3 250				
	Provinces and Municipalities							
	Non-profit Institutions							
	Households							
	Buildings and other fixed structure							(3 000)
	Machinery and Equipment							613
	<b>3. Children and Families</b>	<b>(102 983)</b>	<b>(102 983)</b>	<b>2 500</b>	<b>-</b>	<b>(2 500)</b>	<b>-</b>	<b>-</b>
	<i>Aim: Provides comprehensive child and family care and support services to communities in partnership with stakeholders and civil society organisations.</i>							
	<i>Of which</i>							
	Compensation of Employees		(102 983)					
	Goods and Services			2 500				
	Non-profit Institutions					(2 500)		
	Households							
	Machinery and equipment							
	Software and other intangible assets							
	<b>4. Restorative Services</b>	<b>71 633</b>	<b>74 897</b>	<b>2 619</b>	<b>-</b>	<b>(5 583)</b>	<b>(300)</b>	<b>-</b>
	<i>Aim: Provides integrated developmental social welfare services to the poor and vulnerable in partnership with stakeholders and civil society organisations.</i>							
	<i>Of which</i>							
	Compensation of Employees		74 897					
	Goods and Services			2 619				
	Non-profit Institutions					(5 583)		
	Households							
	Machinery and equipment							(300)
	Software and other intangible assets							
	<b>5. Development and Research</b>	<b>1 276</b>	<b>-</b>	<b>-</b>	<b>-</b>	<b>-</b>	<b>1 276</b>	<b>-</b>
	<i>Aim: Provides sustainable development programmes which facilitate the empowerment of communities based on empirical research and demographic information.</i>							
	<i>Of which</i>							
	Compensation of Employees							
	Goods and Services							
	Non-profit Institutions							
	Households							
	Machinery and equipment							1 276
	Software and other intangible assets							

No.	Details of Vote Title	Total per Vote and Main Division	Details of appropriation 2014/15					
			Current Payments			Transfers and Subsidies	Payments for Capital Assets	Payments for Financial Assets
			Compensation of Employees	Goods and Services	Other			
5	<b>Roads and Public Works</b>	-	(55 684)	170 236	-	25 594	(140 146)	-
	<i>Aim: The aim of the department is to be a custodian of provincial government immovable assets and a provider of sustainable Infrastructure resulting in socio-economic reforms, sector transformation and development.</i>							
	<b>1. Administration</b>	34 234	(46 368)	69 602	-	11 000	-	-
	<i>Aim: To provide administrative, strategic, financial and corporate support services in order to ensure that it delivers on its mandate in an integrated, efficient, effective and sustainable manner.</i>							
	<i>Of which</i>							
	Compensation of Employees		(46 368)					
	Goods and Services			69 602				
	Universities and technikons							
	Households					11 000		
	Buildings and other fixed structures							
	Machinery and equipment						(1 000)	
	Software and other intangible assets						1 000	
	<b>2. Public Works Infrastructure</b>	(7 204)	(5 760)	(3 444)	-	10 000	(8 000)	-
	<i>Aim: To provide a balanced and equitable provincial government building infrastructure by promoting accessibility that is sustainable, integrated and environmentally sensitive, which supports economic development and social empowerment. It plans, regulates and facilitates the provision of government buildings Infrastructure through co-operation with local authorities.</i>							
	<i>Of which</i>							
	Compensation of Employees		(5 760)					
	Goods and Services			(3 444)				
	Interest and rent on land							
	Provinces and Municipalities							
	Households					10 000		
	Buildings and other fixed structures						(8 000)	
	Machinery and equipment							
	Software and other intangible assets							
	<b>3. Transport Infrastructure</b>	(18 818)	(594)	111 755	-	4 594	(134 573)	-
	<i>Aim: To provide a balanced and equitable provincial road network, including the upgrading of surfaced roads, and the construction, rehabilitation and maintenance of roads, causeways and bridges.</i>							
	<i>Of which</i>							
	Compensation of Employees		(594)					
	Goods and Services			111 755				
	Departmental agencies and accounts							
	Provinces and municipalities					4 000		
	Public corporations and private enterprises							
	Households					594		
	Buildings and other fixed structures						(130 273)	
	Machinery and Equipment						(10 881)	
	Software and other intangible assets						6 581	
	<b>4: Expanded Public Works Programme</b>	(8 212)	(2 962)	(7 677)	-	-	2 427	-
	<i>Aim: To manage the implementation of programmes and strategies that lead to the development and empowerment of communities and contractors (including management and co-ordination of EPWP). The Programme also provides Provincial Inter-Sectoral coordination services; advisory and technical assistance to implementing agencies; monitors and evaluates the implementation of EPWP; and facilitate the development, capacitation and empowerment of emerging contractors, suppliers and manufacturers; monitor and evaluate the implementation and adherence norms and standards set of CIDB.</i>							
	<i>Of which</i>							
	Compensation of Employees		(2 962)					
	Goods and Services			(7 677)				
	Provinces and Municipalities							
	Non-profit institutions							
	Households							
	Buildings and other fixed structures						2 977	
	Machinery and equipment						(550)	

No.	Title	Total per Vote and Main Division	Details of appropriation 2014/15					
			Current Payments			Transfers and Subsidies	Payments for Capital Assets	Payments for Financial Assets
			Compensation of Employees	Goods and Services	Other			
6	<b>Education</b>	348 439	393 362	(129 655)	-	90 487	(5 755)	-
	<i>Aim: To implement appropriate and relevant educational programmes through quality teaching and learning, mobilizing community and stakeholder support through participation as well as institutionalizing a culture of accountability at all levels of the department.</i>							
	<b>1. Administration</b>	(547)	(8 399)	7 011	-	-	841	-
	<i>Aim: To provide overall management of the education system in accordance with the National Education Policy Act and other policies/ legislation.</i>							
	<i>Of which</i>							
	Compensation of Employees		(8 399)					
	Goods and Services			7 011				
	Provinces and Municipalities							
	Non-profit Institutions							
	Households							
	Buildings and other fixed structures							
	Machinery and equipment						841	
	Software and other intangible assets							
	<b>2. Public Ordinary School Education</b>	361 563	421 589	(131 014)	-	72 000	(1 012)	-
	<i>Aim: To provide for public ordinary schools from grades 1 to 12 in accordance with the current legislation.</i>							
	<i>Of which</i>							
	Compensation of Employees		421 589					
	Goods and Services			(131 014)				
	Provinces and Municipalities							
	Non-profit Institutions					(10 000)		
	Households					82 000		
	Buildings and other fixed structures							
	Machinery and Equipment							(1 012)
	<b>3. Independent Schools</b>	(953)	-	-	-	(953)	-	-
	<i>Aim: To support independent schools by ensuring timeous and orderly registration of independent schools which are evaluated and monitored and their capacity is developed to ensure the effective functioning.</i>							
	<i>Of which</i>							
	Non - profit institutions					(953)		
	<b>4. Public Special Schools</b>	(3 000)	-	(3 000)	-	-	-	-
	<i>Aim: To provide compulsory public education in special schools</i>							
	<i>Of which</i>							
	Compensation of Employees							
	Goods and Services			(3 000)				
	Provinces and Municipalities							
	Non-profit Institutions							
	Households							
	Buildings and other fixed structures							
	Machinery and equipment							
	<b>5. Further Education and Training</b>	-	(19 440)	-	-	19 440	-	-
	<i>Aim: To provide Further Education and Training(FET) at public FET colleges in accordance with the FET act.</i>							
	<i>Of which</i>							
	Compensation of Employees		(19 440)					
	Goods and Services							
	Provinces and Municipalities							
	Non-profit Institutions					19 440		
	Households							
	Buildings and other fixed structures							
	<b>6. Adult Basic Education</b>	(1 560)	-	(1 560)	-	-	-	-
	<i>Aim: To implement the national government initiative to afford adults the chance to improve their level of literacy and numeracy. Thus, the aim is to provide adults and eliminate adult illiteracy, improve average levels of education attainment, and learners who are outside of the school going age with basic education.</i>							
	<i>Of which</i>							
	Compensation of Employees							
	Goods and Services			(1 560)				
	Provinces and Municipalities							
	Machinery and equipment							
	Buildings and other fixed structures							

Details of Vote		Details of appropriation 2014/15						
No.	Title	Total per Vote and Main Division	Current Payments			Transfers and Subsidies	Payments for Capital Assets	Payments for Financial Assets
			Compensation of Employees	Goods and Services	Other			
	<b>7. Early Childhood Development</b>	<b>(10 000)</b>	<b>-</b>	<b>(10 000)</b>	<b>-</b>	<b>-</b>	<b>-</b>	<b>-</b>
<i>Aim:</i>	<i>Provides Early Childhood Development (ECD) in grade R.</i>							
	<i>Of which</i>							
	Compensation of Employees							
	Goods and Services			(10 000)				
	Non-profit Institutions							
	Buildings and other fixed structures							
	Machinery and Equipment							
	<b>8. Infrastructure Development</b>	<b>-</b>	<b>-</b>	<b>5 584</b>	<b>-</b>	<b>-</b>	<b>(5 584)</b>	<b>-</b>
<i>Aim:</i>	<i>To provide and maintain infrastructure facilities for administration and schools.</i>							
	<i>Of which</i>							
	Compensation of Employees							
	Goods and Services			5 584				
	Non-profit Institutions							
	Buildings and other fixed structures						(5 584)	
	Machinery and Equipment							
	Software and other intangible assets							
	<b>9. Auxilliary and Associated Services</b>	<b>2 936</b>	<b>(388)</b>	<b>3 324</b>	<b>-</b>	<b>-</b>	<b>-</b>	<b>-</b>
<i>Aim:</i>	<i>To provide education institutions as a whole with training and support.</i>							
	<i>Of which</i>							
	Compensation of Employees		(388)					
	Goods and Services			3 324				
	Provinces and Municipalities							
	Departmental agencies and accounts							
	Non-profit Institutions							
	Households							
	Buildings and other fixed structures							
	Machinery and Equipment							

No.	Title	Total per Vote and Main Division	Details of appropriation 2014/15					
			Current Payments			Transfers and Subsidies	Payments for Capital Assets	Payments for Financial Assets
			Compensation of Employees	Goods and Services	Other			
7	<b>Co-operative Governance and Traditional Affairs</b>	<b>11 143</b>	<b>7 050</b>	<b>(1 816)</b>	<b>-</b>	<b>3 450</b>	<b>2 459</b>	<b>-</b>
	<i>Aim: To promote a developmental local state and traditional institutions that are accountable, focused on citizen's priorities; capable of delivering high-quality services consistently and sustainably through cooperative governance and participatory democracy.</i>							
	<b>1. Administration</b>	<b>5 991</b>	<b>(1 000)</b>	<b>2 692</b>	<b>-</b>	<b>3 050</b>	<b>1 249</b>	<b>-</b>
	<i>Aim: To provide overall management in the department in accordance with all applicable acts and policies.</i>							
	<i>Of which</i>							
	Compensation of Employees		(1 000)					
	Goods and Services			2 692				
	Provinces and Municipalities							
	Departmental agencies and accounts							
	Non-profit organisations							
	Households					3 050		
	Machinery and equipment						935	
	Software and other intangible assets						314	
	<b>2. Local Governance</b>	<b>4 624</b>	<b>8 300</b>	<b>(3 776)</b>	<b>-</b>	<b>-</b>	<b>100</b>	<b>-</b>
	<i>Aim: To promote and facilitate viable and sustainable local governance.</i>							
	<i>Of which</i>							
	Compensation of Employees		8 300					
	Goods and Services			(3 776)				
	Provinces and Municipalities							
	Foreign gov't. and international organisations							
	Machinery and equipment						100	
	<b>3. Development and Planning</b>	<b>504</b>	<b>-</b>	<b>(1 791)</b>	<b>-</b>	<b>-</b>	<b>2 295</b>	<b>-</b>
	<i>Aim: To render support services regarding integrated planning development in municipalities.</i>							
	<i>Of which</i>							
	Compensation of Employees							
	Goods and Services			(1 791)				
	Provinces and Municipalities							
	Buildings and other fixed structures						2 085	
	Machinery and equipment						210	
	<b>4. Traditional Institutional Management</b>	<b>(600)</b>	<b>(250)</b>	<b>435</b>	<b>-</b>	<b>400</b>	<b>(1 185)</b>	<b>-</b>
	<i>Aim: To promote and facilitate viable and sustainable traditional institutions.</i>							
	<i>Of which</i>							
	Compensation of Employees		(250)					
	Goods and Services			435				
	Provinces and Municipalities							
	Households					400		
	Buildings and other fixed structures						(1 200)	
	Machinery and equipment						15	
	<b>5. House of Traditional Leaders</b>	<b>624</b>	<b>-</b>	<b>624</b>	<b>-</b>	<b>-</b>	<b>-</b>	<b>-</b>
	<i>Aim: To exercise oversight; participate in the promulgation of legislation by the Provincial Legislature; and oversee service delivery by government departments and municipalities on matters of African culture, customs, traditions and the general economic and developmental welfare of traditional communities.</i>							
	<i>Of which</i>							
	Compensation of Employees							
	Goods and Services			624				
	Households							
	Buildings and other fixed structures							
	Machinery and equipment							

No.	Details of Vote Title	Total per Vote and Main Division	Details of appropriation 2014/15					
			Current Payments			Transfers and Subsidies	Payments for Capital Assets	Payments for Financial Assets
			Compensation of Employees	Goods and Services	Other			
8	<b>Rural Development and Agrarian Reform</b>	<b>3 315</b>	<b>(2 670)</b>	<b>(3 806)</b>	<b>-</b>	<b>11 900</b>	<b>(2 109)</b>	<b>-</b>
	<i>Aim:</i> To promote, support and coordinate Rural Development and Agrarian Reform Interventions to reduce poverty and underdevelopment through job creation, integrated food security programmes, and equitable participation in development by all rural communities.							
	<b>1. Administration</b>	<b>3 173</b>	<b>(3 376)</b>	<b>15</b>	<b>-</b>	<b>8 000</b>	<b>(1 466)</b>	<b>-</b>
	<i>Aim:</i> To manage and formulate policy directives and priorities, and to ensure there is appropriate support service to all programmes with regard to finance, personnel, information, communication and procurement.							
	<i>Of which</i>							
	Compensation of Employees		(3 376)					
	Goods and Services			15				
	Provinces and Municipalities							
	Households					8 000		
	Machinery and equipment						(1 466)	
	<b>2. Sustainable Resources Management</b>	<b>(7 225)</b>	<b>(3 472)</b>	<b>(1 697)</b>	<b>-</b>	<b>-</b>	<b>(2 056)</b>	<b>-</b>
	<i>Aim:</i> To provide agricultural support services to farmers in order to ensure sustainable development and management of agricultural resources.							
	<i>Of which</i>							
	Compensation of Employees		(3 472)					
	Goods and Services			(1 697)				
	Provinces and Municipalities							
	Buildings and other fixed structures						(1 400)	
	Machinery and equipment						(656)	
	<b>3. Farmers Support and Development Services</b>	<b>665</b>	<b>316</b>	<b>(5 496)</b>	<b>-</b>	<b>-</b>	<b>5 845</b>	<b>-</b>
	<i>Aim:</i> To provide support to farmers through agricultural development programmes.							
	<i>Of which</i>							
	Compensation of Employees		316					
	Goods and Services			(5 496)				
	Provinces and Municipalities							
	Public corporations and private enterprises							
	Non-profit institutions							
	Households							
	Buildings and other fixed structures						1 288	
	Machinery and equipment						4 557	
	<b>4. Veterinary Services</b>	<b>(1 927)</b>	<b>(1 021)</b>	<b>(2 254)</b>	<b>-</b>	<b>-</b>	<b>1 348</b>	<b>-</b>
	<i>Aim:</i> To provide veterinary services to clients in order to ensure healthy animals, safe animal products and the welfare of South Africans.							
	<i>Of which</i>							
	Compensation of Employees		(1 021)					
	Goods and Services			(2 254)				
	Households							
	Cultivated Assets							
	Buildings and other fixed structures							
	Machinery and equipment						1 348	
	Biological Assets							
	<b>5. Research and Technology Development Services</b>	<b>5 266</b>	<b>4 266</b>	<b>64</b>	<b>-</b>	<b>-</b>	<b>936</b>	<b>-</b>
	<i>Aim:</i> To render expert and needs based research, as well as development and technology transfer services impacting on development objectives.							
	<i>Of which</i>							
	Compensation of Employees		4 266					
	Goods and Services			64				
	Households							
	Departmental agencies and accounts							
	Machinery and equipment						936	
	<b>6. Agricultural Economics Services</b>	<b>(1 497)</b>	<b>173</b>	<b>(2 808)</b>	<b>-</b>	<b>-</b>	<b>1 138</b>	<b>-</b>
	<i>Aim:</i> To provide timely and relevant agricultural economic services to the sector in support of sustainable agricultural and agri-business development to increase economic growth.							
	<i>Of which</i>							
	Compensation of Employees		173					
	Goods and Services			(2 808)				
	Departmental agencies and accounts							
	Households							
	Machinery and equipment						1 138	



Details of Vote		Details of appropriation 2014/15						
No.	Title	Total per Vote and Main Division	Current Payments			Transfers and Subsidies	Payments for Capital Assets	Payments for Financial Assets
			Compensation of Employees	Goods and Services	Other			
	<b>7. Structured Agricultural Education and Training</b>	<b>9 513</b>	<b>(153)</b>	<b>6 000</b>	<b>-</b>	<b>7 900</b>	<b>(4 234)</b>	<b>-</b>
Aim:	<i>To facilitate and provide structured agricultural education and training in line with the Agricultural Education and Training Strategy to all participants in the agricultural sector in order to establish a knowledgeable, prosperous and competitive sector.</i>							
	<i>Of which</i>							
	Compensation of Employees		(153)					
	Goods and Services			6 000				
	Provinces and Municipalities							
	Non-profit Institutions					7 900		
	Departmental agencies and accounts							
	Households							
	Buildings and other fixed structures						(4 234)	
	Machinery and equipment							
	Cultivated assets							
	<b>8. Rural Development Coordination</b>	<b>(4 653)</b>	<b>597</b>	<b>2 370</b>	<b>-</b>	<b>(4 000)</b>	<b>(3 620)</b>	<b>-</b>
Aim:	<i>To develop, plan, and monitor rural development coordination of the various departments and organize social facilitation in relation to community priorities and organizational structures.</i>							
	<i>Of which</i>							
	Compensation of Employees		597					
	Goods and Services			2 370				
	Provinces and Municipalities							
	Departmental agencies and accounts					(4 000)		
	Non-profit Institutions							
	Households							
	Buildings and other fixed structures						(4 100)	
	Machinery and Equipment						480	

No.	Title	Total per Vote and Main Division	Details of appropriation 2014/15					
			Current Payments			Transfers and Subsidies	Payments for Capital Assets	Payments for Financial Assets
			Compensation of Employees	Goods and Services	Other			
9	<b>Economic Development, Environmental Affairs and Tourism</b>	<b>(111 000)</b>	<b>12 230</b>	<b>(17 097)</b>	<b>-</b>	<b>(107 327)</b>	<b>1 194</b>	<b>-</b>
	<i>Aim:</i> To lead economic and environmental management in the Eastern Cape.							
	<b>1. Administration</b>	<b>5 698</b>	<b>8 730</b>	<b>(5 726)</b>	<b>-</b>	<b>1 500</b>	<b>1 194</b>	<b>-</b>
	<i>Aim:</i> To provide leadership, strategic management in accordance with legislation, regulations, policies, and ensures appropriate support service to all other programmes.							
	<i>Of which</i>							
	Compensation of Employees		8 730					
	Goods and Services			(5 726)				
	Departmental agencies and accounts							
	Non-profit Institutions							
	Households					1 500		
	Machinery and equipment						1 194	
	<b>2. Economic Development and Tourism</b>	<b>(116 600)</b>	<b>2 500</b>	<b>(8 050)</b>	<b>-</b>	<b>(111 050)</b>	<b>-</b>	<b>-</b>
	<i>Aim:</i> To administer sustainable economic policies and developing appropriate strategies to promote business development and job creation. The overall goal of the programme is to sustain economic development through policies and partnership.							
	<i>Of which</i>							
	Compensation of Employees		2 500					
	Goods and Services			(8 050)				
	Provinces and Municipalities					(2 150)		
	Departmental agencies and accounts					(110 700)		
	Public corporations and private enterprises					450		
	Higher Education Institutions							
	Non-profit Institutions					1 350		
	Households							
	Machinery and equipment							
	<b>3. Environmental Affairs</b>	<b>(98)</b>	<b>1 000</b>	<b>(3 321)</b>	<b>-</b>	<b>2 223</b>	<b>-</b>	<b>-</b>
	<i>Aim:</i> To administer environmental policies that are cascaded from national level. The portfolio is also responsible for developing strategies in line with the mandate of the department. Importantly, the component regulates developments and biodiversity through instruments such as environmental impact assessments, compliance and enforcement.							
	<i>Of which</i>							
	Compensation of Employees		1 000					
	Goods and Services			(3 321)				
	Provinces and Municipalities					1 623		
	Departmental agencies and accounts					600		
	Public corporations and private enterprises							
	Households							
	Machinery and equipment							


No.	Title	Total per Vote and Main Division	Details of appropriation 2014/15					
			Current Payments			Transfers and Subsidies	Payments for Capital Assets	Payments for Financial Assets
			Compensation of Employees	Goods and Services	Other			
10	<b>Transport</b>	35 571	(9 322)	42 114	-	4 800	(2 021)	-
	<i>Aim: To provide, facilitate, develop, regulate and enhance a safe, affordable and reliable multi-modal transport system which is integrated with land uses to ensure optimal mobility of people and goods in support of socio-economic growth and development in the province of the Eastern Cape.</i>							
	<b>1. Administration</b>	4 088	(6 920)	6 710	-	1 350	2 948	-
	<i>Aim: To provide the department with the overall management, administrative, strategic, financial and corporate support services in order to ensure that it delivers on its mandate in an integrated, efficient, effective, and sustainable manner.</i>							
	<i>Of which</i>							
	Compensation of Employees		(6 920)					
	Goods and Services			6 710				
	Departmental agencies and accounts							
	Public corporations and private enterprises							
	Households					1 350		
	Buildings and other fixed structures							
	Machinery and Equipment						2 948	
	<b>2. Transport Infrastructure</b>	(1 000)	-	(1 000)	-	-	-	-
	<i>Aim: To plan for the provision of transport services, facilities and infrastructure including provision of support and co-ordination of the Integrated Transport Planning at the local sphere.</i>							
	<i>Of which</i>							
	Compensation of Employees							
	Goods and Services			(1 000)				
	Departmental agencies and accounts							
	Public corporations and private enterprises							
	Households							
	Buildings and other fixed structures							
	Machinery and Equipment							
	<b>3. Transport Operation</b>	36 134	2 349	32 404	-	1 350	31	-
	<i>Aim: To plan, regulate and facilitate the provision of public transport services and Infrastructure through own provincial resources and through cooperation with local authorities, as well as the private sector in order to enhance the mobility of all communities.</i>							
	<i>Of which</i>							
	Compensation of Employees		2 349					
	Goods and Services			32 404				
	Provinces and Municipalities							
	Departmental Agencies and Accounts					500		
	Public Corporations and Private Enterprises					500		
	Households					350		
	Buildings and other fixed structures							
	Machinery and equipment						31	
	<b>4. Transport Regulation</b>	(3 651)	(4 751)	4 000	-	2 100	(5 000)	-
	<i>Aim: To ensure adequate road safety engineering on provincial roads and ensure that all vehicles registered in the province are licensed each year and that all drivers are appropriately authorised to drive their vehicles while also promoting road safety awareness.</i>							
	<i>Of which</i>							
	Compensation of employees		(4 751)					
	Goods and Services			4 000				
	Households					2 100		
	Buildings and other fixed structures							
	Machinery and equipment						(5 000)	
	<b>5. Community Based Programme</b>	-	-	-	-	-	-	-
	<i>Aim: To ensure delivery of accessible services through integrated, socially just, developmental and empowering processes in order to improve the quality of life of communities within the province by way of community development programmes.</i>							
	<i>Of which</i>							
	Compensation of employees							
	Goods and Services							
	Households							
	Buildings and other fixed structures							
	Machinery and equipment							

Details of Vote		Details of appropriation 2014/15						
No.	Title	Total per Vote and Main Division	Current Payments			Transfers and Subsidies	Payments for Capital Assets	Payments for Financial Assets
			Compensation of Employees	Goods and Services	Other			
11	<b>Human Settlements</b>	-	1 438	(2 384)	-	946	-	-
	<i>Aim:</i> To provide quality, integrated and sustainable human settlements that create choices of quality living environments for people of the EC.							
	<b>1. Administration</b>	(800)	-	(905)	-	105	-	-
	<i>Aim:</i> To provide overall management in the Department in accordance with all applicable Acts and policies.							
	<i>Of which</i>							
	Compensation of Employees							
	Goods and Services			(905)				
	Interest on land							
	Households					105		
	Machinery and equipment							
	<b>2. Housing Planning and Research</b>	(317)	-	(317)	-	-	-	-
	<i>Aim:</i> To facilitate and undertake housing delivery planning.							
	<i>Of which</i>							
	Compensation of Employees							
	Goods and Services			(317)				
	Households							
	<b>3. Housing Development</b>	1 243	1 438	(1 036)	-	841	-	-
	<i>Aim:</i> To provide individual subsidies and housing opportunities to beneficiaries in accordance with the housing policy.							
	<i>Of which</i>							
	Compensation of Employees		1 438					
	Goods and Services			(1 036)				
	Interest and rent on land							
	Provinces and Municipalities							
	Households					841		
	Machinery and Equipment							
	Payment for financial assets							
	<b>4. Housing Asset Management</b>	(126)	-	(126)	-	-	-	-
	<i>Aim:</i> To provide for the effective management of housing.							
	<i>Of which</i>							
	Compensation of Employees							
	Goods and Services			(126)				
	Households							
	Machinery and Equipment							

Details of Vote		Details of appropriation 2014/15						
No.	Title	Total per Vote and Main Division	Current Payments			Transfers and Subsidies	Payments for Capital Assets	Payments for Financial Assets
			Compensation of Employees	Goods and Services	Other			
12	<b>Provincial Treasury</b>	(45 550)	(35 687)	(15 104)	-	3 948	1 293	-
	<i>Aim: To provide strategic and technical leadership in the allocation, management and utilisation of financial resources in order to improve the quality of life in the province.</i>							
	<b>1. Administration</b>	(26 682)	(14 232)	(13 802)	-	1 455	(103)	-
	<i>Aim: To provide leadership and strategic management and appropriate support services to all other programmes.</i>							
	<i>Of which</i>							
	Compensation of Employees		(14 232)					
	Goods and Services			(13 802)				
	Provinces and Municipalities					(1)		
	Departmental Agencies and Accounts					877		
	Households					579		
	Machinery and equipment						(68)	
	Software and other intangible assets						(35)	
	<b>2. Sustainable Resource Management</b>	(11 179)	(13 643)	1 574	-	890	-	-
	<i>Aim: To ensure allocative efficacy through budget preparations, infrastructure budgeting, expenditure monitoring, economic analysis and fiscal policy to all provincial departments, municipalities and public entities.</i>							
	<i>Of which</i>							
	Compensation of Employees		(13 643)					
	Goods and Services			1 574				
	Provinces and Municipalities							
	Households					890		
	<b>3. Asset &amp; Liability Management</b>	(2 707)	(3 245)	(2 154)	-	1 296	1 396	-
	<i>Aim: To facilitate the effective and efficient management of assets, liabilities and financial systems management.</i>							
	<i>Of which</i>							
	Compensation of Employees		(3 245)					
	Goods and Services			(2 154)				
	Interest and rent on land							
	Provinces and Municipalities							
	Households					1 296		
	Machinery and Equipment						1 396	
	<b>4. Financial Governance</b>	(4 982)	(4 567)	(722)	-	307	-	-
	<i>Aim: To ensure compliance and accountability with all forms of financial management norms and standards and provides transversal internal audit services (TIAS) to all departments.</i>							
	<i>Of which</i>							
	Compensation of Employees		(4 567)					
	Goods and Services			(722)				
	Provinces and Municipalities							
	Households					307		

Details of Vote		Details of appropriation 2014/15						
No.	Title	Total per Vote and Main Division	Current Payments			Transfers and Subsidies	Payments for Capital Assets	Payments for Financial Assets
			Compensation of Employees	Goods and Services	Other			
14	<b>Sports, Recreation, Arts and Culture</b>	<b>5 190</b>	<b>3 081</b>	<b>21 169</b>	<b>-</b>	<b>(60)</b>	<b>(19 000)</b>	<b>-</b>
	<i>Aim: To develop and promote sport, recreation, arts and culture for spiritual, intellectual, physical and material advancement of the people of the Eastern Cape.</i>							
	<b>1. Administration</b>	<b>5 624</b>	<b>(682)</b>	<b>5 375</b>	<b>-</b>	<b>(1 193)</b>	<b>2 124</b>	<b>-</b>
	<i>Aim: To provide political leadership and administrative support to the department and an enabling environment for strategic direction in interpreting the political mandate.</i>							
	<i>Of which</i>							
	Compensation of Employees		(682)					
	Goods and services			5 375				
	Provinces and Municipalities							
	Departmental agencies and accounts							
	Households					(1 193)		
	Buildings and other fixed structures							
	Machinery and equipment						2 124	
	<b>2. Cultural Affairs</b>	<b>(1 020)</b>	<b>(1 451)</b>	<b>215</b>	<b>-</b>	<b>386</b>	<b>(170)</b>	<b>-</b>
	<i>Aim: Responsible for actualizing and maximizing the preservation, conservation, promotion and development of arts and culture, museums and heritage and the provision of language services.</i>							
	<i>Of which</i>							
	Compensation of Employees		(1 451)					
	Goods and Services			215				
	Departmental agencies and accounts							
	Universities and Technikons							
	Non-profit Institutions							
	Households					386		
	Building and other fixed structures						(799)	
	Machinery and equipment						449	
	Heritage sites						180	
	<b>3. Libraries and Archives</b>	<b>1 768</b>	<b>5 962</b>	<b>13 928</b>	<b>-</b>	<b>35</b>	<b>(18 157)</b>	<b>-</b>
	<i>Aim: To promote access to information, developing and sustaining a reading culture; regularising good records keeping and preservation of provincial heritage and social memory.</i>							
	<i>Of which</i>							
	Compensation of Employees		5 962					
	Goods and Services			13 928				
	Provinces and Municipalities							
	Non-profit Institutions							
	Households					35		
	Buildings and other fixed structures						(19 307)	
	Machinery and equipment						1 150	
	<b>4. Sports and Recreation</b>	<b>(1 182)</b>	<b>(748)</b>	<b>1 651</b>	<b>-</b>	<b>712</b>	<b>(2 797)</b>	<b>-</b>
	<i>Aim: To develop, promote and coordinate sport and recreation activities in the province.</i>							
	<i>Of which</i>							
	Compensation of Employees		(748)					
	Goods and Services			1 651				
	Provinces and Municipalities							
	Non-profit Institutions							
	Households					712		
	Buildings and other fixed structures						(3 000)	
	Machinery and equipment						203	

Details of Vote		Details of appropriation 2014/15						
No.	Title	Total per Vote and Main Division	Current Payments			Transfers and Subsidies	Payments for Capital Assets	Payments for Financial Assets
			Compensation of Employees	Goods and Services	Other			
15	<b>Safety and Liaison</b>	4 995	2 790	1 076	2	(180)	1 307	-
	<i>Aim: To make the Eastern Cape the leading province in providing a safe and secure environment that supports growth and development through liaison with the relevant stakeholders.</i>							
	<b>1. Administration</b>							
	<i>Aim: To promote a professional, competitive and customer focused work environment.</i>	3 977	1 317	1 367	-	(180)	1 473	-
	<i>Of which</i>							
	Compensation of Employees		1 317					
	Goods and services			1 367				
	Households					(180)		
	Machinery and equipment						1 473	
	<b>2. Civilian Oversight</b>	1 389	1 339	105	-	-	(55)	-
	<i>Aim: To exercise oversight function with regard to law enforcement agencies in the province.</i>							
	<i>Of which</i>							
	Compensation of Employees		1 339					
	Goods and Services			105				
	Machinery and equipment						(55)	
	<b>3. Crime Prevention and Community Police Relations</b>	(371)	134	(396)	2	-	(111)	-
	<i>Aim: Promote good relations between the police and the community through the facilitation of social crime prevention programmes and enhance community safety in the Eastern Cape.</i>							
	<i>Of which</i>							
	Compensation of Employees		134					
	Goods and services			(396)				
	Interest and rent on land				2			
	Machinery and equipment						(111)	
	<b>Total for all Votes</b>	<b>467 617</b>	<b>370 821</b>	<b>36 360</b>	<b>2</b>	<b>203 598</b>	<b>(143 164)</b>	<b>-</b>

**CERTIFIED AS CORRECT AS PASSED BY THE PROVINCIAL LEGISLATURE**  
  
**SECRETARY TO PROVINCIAL LEGISLATURE**

**NOTICE – CHANGE OF TELEPHONE NUMBERS: GOVERNMENT PRINTING WORKS**

As the mandated government security printer, providing world class security products and services, Government Printing Works has adopted some of the highly innovative technologies to best serve its customers and stakeholders. In line with this task, Government Printing Works has implemented a new telephony system to ensure most effective communication and accessibility. As a result of this development, our telephone numbers will change with effect from 3 February 2014, starting with the Pretoria offices.

The new numbers are as follows:

- Switchboard : 012 748 6001/6002
- Advertising : 012 748 6205/6206/6207/6208/6209/6210/6211/6212
- Publications Enquiries : 012 748 6052/6053/6058 [GeneralEnquiries@gpw.gov.za](mailto:GeneralEnquiries@gpw.gov.za)
  - Maps : 012 748 6061/6065 [BookShop@gpw.gov.za](mailto:BookShop@gpw.gov.za)
  - Debtors : 012 748 6060/6056/6064 [PublicationsDebtors@gpw.gov.za](mailto:PublicationsDebtors@gpw.gov.za)
  - Subscription : 012 748 6054/6055/6057 [Subscriptions@gpw.gov.za](mailto:Subscriptions@gpw.gov.za)
- SCM : 012 748 6380/6373/6218
- Debtors : 012 748 6236/6242
- Creditors : 012 748 6246/6274

Please consult our website at [www.gpwonline.co.za](http://www.gpwonline.co.za) for more contact details.

The numbers for our provincial offices in Polokwane, East London and Mmabatho will not change at this stage.