


**THE PROVINCE OF
GAUTENG**



**DIE PROVINSIE
GAUTENG**

Provincial Gazette Extraordinary Buitengewone Provinsiale Koerant

Selling price • Verkoopprijs: **R2,50**
Other countries • Buitelands: **R3,25**


Vol. 11

PRETORIA, 21 DECEMBER
DESEMBER 2005

No. 547

We all have the power to prevent AIDS

AIDS
affects
us all



A
new
struggle

**AIDS
HELPLINE**

0800 012 322

DEPARTMENT OF HEALTH

Prevention is the cure



05547

9771682452005

CONTENTS • INHOUD

No.

Page *Gazette*
No. *No.*

GENERAL NOTICE


4928	Division of Revenue Act (3/2005): Allocation to Municipalities	3	547
------	--	---	-----

GENERAL NOTICE

NOTICE 4928 OF 2005

DEPARTMENT OF FINANCE AND ECONOMIC AFFAIRS

In accordance with section 17(1) of the Division of Revenue Act, 2005, (Act No.3 of 2005) I hereby give notice the recommended division of allocations set out in the attached schedule Adjusted allocation for 2005/06 financial year which are to be transferred to municipalities according to the transfer mechanism set out in the schedule and for the purposes and conditions set out therein.



P. Mashatile
MEC: Finance and Economic Affairs

Local Government HIV/AIDS Grant	
Transferring department	Department of Local Government
Measurable outputs	<ul style="list-style-type: none"> • Institutional Capacity building for HIV/AIDS units in Municipalities. • Internal Workplace programs and plans to be strengthened. • Advocacy and awareness around HIV/AIDS prevention, health care and social support. • Annual door-to-door education campaigns. • Development of Indigent Burial Policy Framework/Tool as part of the package of services for indigent burials as a guideline for municipalities. • Payment of subsidy for HIV/AIDS indigent burials in Municipalities. • Planning and co-ordination across municipalities in Gauteng.
Conditions of Grants	<ul style="list-style-type: none"> • Metro and District Municipalities are to submit business plans yearly to Department of Local Government. • Business plans to focus on: <ul style="list-style-type: none"> -capacity building of HIV units -internal workplace plans -HIV prevention, care and social support -education campaigns -Indigent Burial Policy and Support subsidy • Business plans to be analysed by the Department of Local Government. • Transfer of funds effected after approval of business plans.
Allocation criteria	<ul style="list-style-type: none"> • Allocations are made to beneficiary municipalities based on identified priorities as per submitted and agreed business plans and under the following headings: <ol style="list-style-type: none"> 1. Capacity building <ol style="list-style-type: none"> (a) internally (workplace programme) <ul style="list-style-type: none"> ○ retain and develop staff ○ provide training, debriefing, conferences for municipal workers ○ access to VCT ○ District workplace indaba (b) Community capacity building <ul style="list-style-type: none"> ○ Sectors and community training ○ Strengthen Local AIDS Councils 2. Public Education (Campaigns). 3. Support indigent burial. 4. Research (Situational analysis).
Monitoring system	<ul style="list-style-type: none"> • Monthly, quarterly and annual reports, both financial and narrative, as stipulated in the Division of Revenue Act, Act 1 of 2005.
Past performance	<ul style="list-style-type: none"> • Municipalities have benefited from these grants and supplied financial and narrative reports.
Projected life	<ul style="list-style-type: none"> • This is a current and ongoing National and Provincial programme. • It is envisaged that the duration of the implementation of projects will be for the financial year 2005/2006.
Reason not incorporated in Equitable share	The distribution of the HIV/ AIDS incidents in Gauteng differs from the Equitable Share Distribution
Payment schedule	November 2005

Local Economic Development	
Transferring department	Department of Finance and Economic
Purpose of Allocation	<ul style="list-style-type: none"> • Supplement funding for LED programme in selected areas in Ekurhuleni Metropolitan Municipality
Measurable outputs	<ul style="list-style-type: none"> • Industrial Hives in Duduza, Katlehong and Thokoza • Agricultural Development in Eastern Region • Construction Network in Duduza • African Business Development in Katlehong • African Business Development in Katlehong
Conditions of grant	<ul style="list-style-type: none"> • Funds to be used solely for the purposes of the Industrial Hives in Duduza, Katlehong and Thokoza • Agriculture Development in the Eastern Region • Costruction Network in Duduza • African Business development in Katlehong • Alignment with the Provincial Cooperative Strategy
Allocation criteria	<ul style="list-style-type: none"> • Economic regeneration through Local Economic Development initiatives
Monitoring system	<ul style="list-style-type: none"> • Financial Reports • Quarterly reports on the progress of the projects as well as expenditure will be submitted • Quarterly Assessment and immediate interventions are carried out through the Cooperatives forum hosted by LED department • A yearly evaluation is planned from 2007 onwards • A review process is also in place linked to visits and assessments
Budget on which transfer is shown	<ul style="list-style-type: none"> • The amounts to be transferred is in programme 4 Economic and Development Planning ad is a rollover from 2004/2005
Past performance	<ul style="list-style-type: none"> • Economic decline • Required support of promise • Increase ability to increase LED initiatives
Projected life	<ul style="list-style-type: none"> • LED programme commenced in 2003 and is 3 year programme • Ongoing aftercare and review of cooperatives will commence fully 2007 and 2008
Capacity and Preparedness of the Transferring of Dept	<ul style="list-style-type: none"> • The programme is located in LED dept, the planning and execution is LED core work linked to the policy and strategy adopted by Council • This grant is for supplementary areas and an enhancement to the programme. • The LED dept is well placed to carry out the necessary financial and project functions • It is well staffed and the programme design has been carried out internally by the head of LED • In addition the programme has developed partnership with DBSA and Dora Tamana Cooperative centre through the Labour Job Creation Trust
Payment schedule	<ul style="list-style-type: none"> • The funds will be transferred in as single transactions; November 2005

Category	DC	Number	Municipality	Local Economic Development						Local Government/RWA/DA					
				Retrofund Financial Year			Municipal Financial Year			Municipal Financial Year			Municipal Financial Year		
				Main Allocation	Additional Allocation	Revised Allocation	Main Allocation	Additional Allocation	Revised Allocation	Main Allocation	Additional Allocation	Revised Allocation	Main Allocation	Additional Allocation	Revised Allocation
		2005/06 (R100)	2005/06 (R100)	2005/06 (R100)	2005/06 (R100)	2005/06 (R100)	2005/06 (R100)	2005/06 (R100)	2005/06 (R100)	2005/06 (R100)	2005/06 (R100)	2005/06 (R100)	2005/06 (R100)	2005/06 (R100)	2005/06 (R100)
GAUTENG															
A	East Rand		Erasmusdal			1 800									
A	Johannesburg		City of Johannesburg												
A	Pretoria		City of Tshwane												
B	CBDC2	GT081	Holding for Treatment												
B	CBDC2	CBLC2	Krugersdorp												
C	CBDC2	CBDC2	Maboneng												
Total Metro Council District (CBDC2)						1 800									
B	DC22	GT121	Enkeldo												
B	DC22	GT122	Middel												
B	DC22	GT123	Leerd												
C	DC22	DC22	Southey												
Total Southey District															
B	CBDC8	GT111	Mogale City												
B	CBDC8	GT112	Panthers												
B	CBDC8	GT114	Westonville												
B	CBDC8	CBLC8	Meridale												
DWA	CBDC8	DWA41	Sterfontein												
C	CBDC8	CBDC8	West Rand												
Total West Rand District (CBDC8)															
Unallocated by municipality															
Provincial Total						1 800		1 800		1 800		1 800		24 198	24 198

National Financial Year		Municipal Financial Year	
2005/06 (R'000)	2005/06 (R'000)	2005/06 (R'000)	2005/06 (R'000)
Man Allocation	Revised Allocation	Man Allocation	Revised Allocation
6 683	6 683	6 683	6 683
5 558	5 558	5 558	5 558
4 558	4 558	4 558	4 558
3 312	3 312	3 312	3 312
3 312	3 312	3 312	3 312
2 383	2 383	2 383	2 383
2 383	2 383	2 383	2 383
3 504	3 504	3 504	3 504
3 504	3 504	3 504	3 504
25 898	25 898	25 898	25 898

