

**THE PROVINCE OF
GAUTENG**



**DIE PROVINSIE
GAUTENG**

**Provincial Gazette Extraordinary
Buitengewone Provinsiale Koerant**

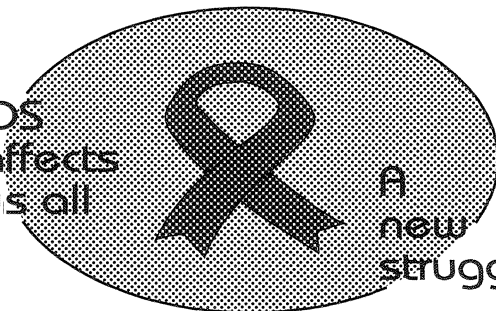
Vol. 19

**PRETORIA, 6 DECEMBER 2013
DESEMBER 2013**

No. 357

We all have the power to prevent AIDS

**AIDS
affects
us all**



**A
new
struggle**

Prevention is the cure

**AIDS
HELPLINE**

0800 012 322

DEPARTMENT OF HEALTH

N.B. The Government Printing Works will not be held responsible for the quality of "Hard Copies" or "Electronic Files" submitted for publication purposes



IMPORTANT NOTICE

The Government Printing Works will not be held responsible for faxed documents not received due to errors on the fax machine or faxes received which are unclear or incomplete. Please be advised that an "OK" slip, received from a fax machine, will not be accepted as proof that documents were received by the GPW for printing. If documents are faxed to the GPW it will be the sender's responsibility to phone and confirm that the documents were received in good order.

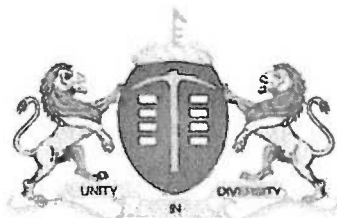
Furthermore the Government Printing Works will also not be held responsible for cancellations and amendments which have not been done on original documents received from clients.

CONTENTS

<i>No.</i>		<i>Page No.</i>	<i>Gazette No.</i>
	GENERAL NOTICE		
3450	Division of Revenue Act, 2013: Recommended adjusted allocations for the 2013/14 financial year	3	357

GENERAL NOTICE

NOTICE 3450 OF 2013




GAUTENG PROVINCE
PROVINCIAL TREASURY
REPUBLIC OF SOUTH AFRICA

GAUTENG PROVINCIAL TREASURY

In accordance with Section 29 of the Division of Revenue Act of 2013, I hereby give notice of the recommended adjusted allocations for the 2013/14 financial year as set out in the attached schedules. These allocations will be received by institutions listed in this gazette according to the transfer mechanism set out by the relevant department.

Mandla Nkomfe
MEC: Finance
Date: 4/12/13



GAUTENG PROVINCE

PROVINCIAL TREASURY
REPUBLIC OF SOUTH AFRICA

**ADJUSTMENT BUDGET ALLOCATIONS TO SCHOOLS AND
HOSPITALS IN GAUTENG PROVINCE IN TERMS OF SECTION 29
OF THE 2013 DIVISION OF REVENUE ACT**

FRAMEWORK FOR THE ALLOCATIONS TO PUBLIC SCHOOLS

NAME OF ALLOCATION	TRANSFERS TO SCHOOLS
Transferring Provincial Department	<ul style="list-style-type: none"> • Gauteng Department of Education
Purpose/Programme Description	<ul style="list-style-type: none"> • Programme 2: Public Ordinary School Education To provide ordinary education from Grades 1 to 12, in accordance with the South African schools Act. • Programme 3: Independent School Education To support Independent Schools in accordance with the South African Schools Act, 1996. • Programme 4: Education in Special Schools To provide compulsory public education in Special Schools in accordance with the South African Schools Act, 1996 and White Paper 6 on inclusive education. • Programme 5: Further Education and Training To provide Further Education and Training (FET) at public FET colleges in accordance with the FET Act. • Programme 6: ABET To provide Adult Basic Education and Training (ABET) in accordance with the Adult Basic Education Act • Programme 7: Early Child Education To provide Early Childhood Education (ECD) at the Grade R and earlier levels in accordance with White Paper 5.
Measurable Outputs	<ul style="list-style-type: none"> • Increased pass rates in Grade 12 • Improved reading and mathematical skills of learners at primary level • Increased access to Learners with Special Education Needs (LSEN) and to ensure that these learners are correctly placed • Improved quality assurance and assessment in FET institutions.
Conditions	<ul style="list-style-type: none"> • Public Ordinary Schools, Grade R and Special Schools must comply with South African Schools Act and submit Audited Financial Statements • Independent Schools must comply with South African Schools act and Provincial Regulations and post registration requirements as well as with the subsidy requirements • Further Education and Training Colleges must comply with the Further Education and Training Act and national norms and standard. • ABET centre must comply with the Adult Basic Education Act
Allocation Criteria	<ul style="list-style-type: none"> • Funds utilisation rate (Learner per capita) • Operational needs
Source of Allocation	<ul style="list-style-type: none"> • Equitable share • Conditional grant
Monitoring Mechanisms in place	<ul style="list-style-type: none"> • Submission of quarterly reports and regular Management meetings.

Public Ordinary Schools	EMIS Number	Name of School	Primary/Secondary	Section 2021	District	No. of Educators	No. of non-Educators	No. of Learners	Main Appropriation	Adjustment	2013/14	
											Adjusted Appropriation	
	700310045	ACTONVILLE PRIMARY SCHOOL	Primary School	21 EN	21 EN	30	9	1163	597 415	(10 100)	587 315	
	700260018	ASTON MANOR PRIMARY SCHOOL	Primary School	21 EN	21 EN	19	4	830	421 675	(2 525)	419 150	
	700212288	BAFSPONTEIN PRIMARY FARM SCHOOL	Primary School	21 EN	21 EN	9	2	351	338 350	(265 009)	73 341	
	700400277	BARCELONA PRIMARY SCHOOL	Primary School	20 EN	20 EN	46	12	1790	1 701 660	(1 666 650)	35 000	
	700211276	BEKEKAYO PRIMARY FARM SCHOOL	Secondary School	21 EN	21 EN	10	5	236	241 390	(191 811)	49 579	
	700310151	BENONI HIGH SCHOOL	Secondary School	21 EN	21 EN	53	11	1534	803 455	(28 785)	774 670	
	700310052	BENONI PRIMARY SCHOOL	Primary School	21 EN	21 EN	27	8	1042	541 360	(103 525)	437 835	
	700310920	BHEKIMFUNDO PRIMARY SCHOOL	Primary School	21 EN	21 EN	24	6	666	965 460	(882 119)	73 341	
	700260026	BIRCH ACRES PRIMARY SCHOOL	Primary School	21 EN	21 EN	25	6	1054	534 795	(499 795)	35 000	
	700260020	BOITUMELONG SECONDARY SCHOOL	Secondary School	21 EN	21 EN	50	12	1372	1 427 130	(1 019 595)	407 535	
	700260038	BOJELONG PRIMARY SCHOOL	Primary School	21 EN	21 EN	23	6	983	472 512	(3 872)	468 640	
	700260046	BOKOMOSO SECONDARY SCHOOL	Secondary School	21 EN	21 EN	51	13	1299	1 576 630	(1 529 051)	49 579	
	700400245	CHIEF LUTHULI PRIMARY SCHOOL	Primary School	20 EN	20 EN	35	5	1505	1 467 530	70 560	1 538 090	
	700310087	DAVEYTON INTERMEDIATE SCHOOL	Secondary School	21 EN	21 EN	21	6	788	1 260 480	(733 069)	527 411	
	700310995	DINOTO TECHNICAL SECONDARY SCHOOL	Secondary School	21 EN	21 EN	31	7	862	1 067 770	(562 907)	504 869	
	700260703	ECALENI PRIMARY SCHOOL	Primary School	21 EN	21 EN	24	6	896	468 540	(61 014)	397 526	
	700160390	EDENGLEN HIGH SCHOOL	Secondary School	21 EN	21 EN	15	3	534	766 690	(332 084)	434 606	
	700160408	EDENGLEN PRIMARY SCHOOL	Primary School	21 EN	21 EN	52	11	1449	573 680	(121 200)	452 480	
	700160416	EDEWALE HIGH SCHOOL	Secondary School	21 EN	21 EN	29	8	1103	604 465	(206 545)	397 940	
	700260729	EMMANGWENI PRIMARY SCHOOL	Primary School	21 EN	21 EN	29	7	1282	1 367 540	(932 230)	435 310	
	700260745	ENDULWENI PRIMARY SCHOOL	Primary School	21 EN	21 EN	31	7	1404	985 760	50 400	1 036 160	
	700260752	ENTSHOALANGA PRIMARY SCHOOL	Primary School	21 EN	21 EN	26	6	900	701 578	(298 083)	403 495	
	700310870	EPHES MAMKEL SECONDARY SCHOOL	Secondary School	21 EN	21 EN	38	12	1369	1 440 260	(999 395)	440 865	
	700310590	ETWATWA SECONDARY SCHOOL	Secondary School	21 EN	21 EN	43	10	1332	1 076 660	(537 320)	539 340	
	700260028	GAHLANSO PRIMARY SCHOOL	Primary School	21 EN	21 EN	19	5	722	838 300	(281 285)	557 015	
	700260109	HOERSKOOI BIRCHLEIGH	Secondary School	21 EN	21 EN	27	6	788	686 800	(39 390)	647 410	
	700260125	HOERSKOOI KEMPTON PARK	Secondary School	21 EN	21 EN	42	10	1165	803 960	(439 350)	364 610	
	700311100	HULWAZI SECONDARY SCHOOL	Secondary School	21 EN	21 EN	27	6	938	1 937 180	(1 212 000)	725 180	
	700160655	HURLYVALE PRIMARY SCHOOL	Primary School	21 EN	21 EN	60	13	1896	490 860	(40 400)	450 460	
	700260936	IKUSASA COMPREHENSIVE SCHOOL	Secondary School	21 EN	21 EN	24	6	969	1 371 580	(1 163 520)	208 060	
	700260877	INQAYIZIVLE SECONDARY SCHOOL	Secondary School	21 EN	21 EN	50	13	1400	1 035 418	(640 508)	394 910	
	700260983	IXINWENI PRIMARY SCHOOL	Primary School	21 EN	21 EN	56	12	1912	1 080 700	(674 175)	406 525	
	700260990	IPONTSHE PRIMARY SCHOOL	Primary School	21 EN	21 EN	26	8	1040	988 790	(400 465)	588 325	
	700311126	ISAAC MAKAU PRIMARY SCHOOL	Primary School	21 EN	21 EN	26	7	955	441 370	20 160	461 530	
	700260919	BEKELO PRIMARY SCHOOL	Primary School	21 EN	21 EN	12	3	448	1 059 460	(559 540)	499 920	
	700260943	ISZIBA PRIMARY SCHOOL	Primary School	21 EN	21 EN	28	7	1081	1 117 660	(644 380)	473 280	
	700260976	JIVANA SECONDARY SCHOOL	Secondary School	21 EN	21 EN	28	8	1089	1 938 190	(23 200)	1 914 990	
	700311183	KGOTHALONG PRIMARY SCHOOL	Primary School	21 EN	21 EN	20	5	774	424 200	20 160	444 360	
	700260984	KHATI LAMPING PRIMARY SCHOOL	Primary School	21 EN	21 EN	13	2	417	738 310	40 320	778 630	
	700260992	KHULA SIZWE PRIMARY SCHOOL	Primary School	21 EN	21 EN	19	5	722	741 340	40 320	781 660	
	700311682	KINGSWAY INTERMEDIATE SCHOOL	Secondary School	21 EN	21 EN	21	6	717	1 219 070	(607 749)	611 321	
	700400247	KINGSWAY SECONDARY SCHOOL	Secondary School	20 EN	20 EN	35	8	1126	862 540	40 320	902 860	
	700160846	KLOPPERPARK PRIMARY SCHOOL	Primary School	21 EN	21 EN	20	5	818	713 060	30 240	743 300	
	700311209	KUZIMISELA PRIMARY SCHOOL	Primary School	21 EN	21 EN	20	7	1104	811 030	40 320	851 350	
	700260372	LAERSKOOI JEUGPARK PRIMARY SCHOOL	Primary School	21 EN	21 EN	17	5	644	583 880	(558 880)	35 000	
	700260406	LAERSKOOI KRUISIG	Primary School	21 EN	21 EN	16	3	869	469 145	(175 235)	293 910	
	700160978	LAERSKOOI M DE WET PRIMARY SCHOOL	Primary School	21 EN	21 EN	23	5	873	199 980	(20 220)	179 760	
	700260414	LAERSKOOI MOOIFONTEIN PRIMARY SCHOOL	Primary School	21 EN	21 EN	24	6	909	596 405	(340 370)	256 035	
	700260422	LAERSKOOI NOBEL	Primary School	21 EN	21 EN	12	3	419	474 195	(284 869)	189 326	
	700260430	LAERSKOOI VAN RIEBECKPARK	Primary School	21 EN	21 EN	25	3	1025	542 675	(102 010)	440 665	

EMIS Number	Name of School	Section 20/21	District	No. of Educators	No. of non-Educators	No. of Learners	Main Appropriation	Adjustment	Adjusted Appropriation
700161000	JAERSKOOLO WESTWOOD	21 EN	21 EN	27	7	1025	271 185	(59 590)	211 595
700311288	LESIBA SECONDARY SCHOOL	21 EN	21 EN	22	6	847	1 639 230	(1 051 410)	587 820
700310960	LIVERPOOL SECONDARY SCHOOL	21 EN	21 EN	15	4	525	634 785	(138 875)	495 910
700311290	MABUYA SECONDARY SCHOOL	21 EN	21 EN	55	13	1685	1 691 750	(1 374 105)	317 645
700311316	MAGALELAGASE PRIMARY SCHOOL	21 EN	21 EN	40	10	1204	764 570	(417 130)	347 440
700261032	MARHULANA PRIMARY SCHOOL	21 EN	21 EN	50	12	1614	587 820	(70 195)	517 625
700261040	MASHONGOMONG PRIMARY SCHOOL	21 EN	21 EN	20	5	720	841 330	(428 909)	412 421
700261057	MASIQHAKAZE SECONDARY SCHOOL	21 EN	21 EN	17	5	586	663 875	(346 260)	317 615
700261065	MASISEBENZE COMPREHENSIVE SCHOOL	21 EN	21 EN	25	19	914	1 154 573	(726 838)	427 735
700261068	MODULOPO PRIMARY SCHOOL	21 EN	21 EN	65	16	2128	906 000	40 320	946 320
700261115	MORITING PRIMARY SCHOOL	21 EN	21 EN	7	3	269	870 620	(262 600)	608 020
700261123	MVELAPHANDA PRIMARY SCHOOL	21 EN	21 EN	26	6	901	649 430	30 240	679 670
700260471	NORKEM PARK HIGH SCHOOL	21 EN	21 EN	23	6	888	760 025	(32 825)	727 200
700260497	NORKEM PARK PRIMARY SCHOOL	21 EN	21 EN	19	5	640	575 195	(194 942)	380 253
700311415	NGUBELA PRIMARY SCHOOL	21 EN	21 EN	49	11	1491	480 760	20 160	500 920
700400351	PHOMOLONG PRIMARY NO.2	20 EN	20 EN	27	7	949	1 016 060	50 400	1 066 460
700260985	PHOMOLONG PRIMARY SCHOOL	21 EN	21 EN	20	5	700	1 177 660	(267 660)	910 000
700400138	PHOMOLONG SECONDARY SCHOOL	21 EN	21 EN	39	9	1237	2 051 310	(1 154 430)	896 880
700261149	PHUTHUMANI PRIMARY SCHOOL	21 EN	21 EN	28	8	1118	998 890	(352 480)	646 410
700161348	PRINROSE PRIMARY SCHOOL	21 EN	21 EN	25	7	990	592 870	(212 100)	380 770
700261694	REAGILE PRIMARY SCHOOL	21 EN	21 EN	28	7	1069	1 430 160	(942 754)	487 406
700260133	RHODESFIELD TECHNICAL HIGH SCHOOL	21 EN	21 EN	24	6	869	628 220	(17 770)	610 450
700310714	RYNFIELD PRIMARY SCHOOL	21 EN	21 EN	30	7	1125	468 640	(433 640)	35 000
700261164	SAFFOLA PRIMARY SCHOOL	21 EN	21 EN	40	9	1141	192 910	10 080	202 990
700312883	SAZAKHELA PRIMARY SCHOOL	21 EN	21 EN	26	7	883	2 044 240	(1 091 521)	952 719
700261180	SEDBENG PRIMARY SCHOOL	21 EN	21 EN	22	5	866	722 150	(172 205)	549 945
700261198	SECTLOANA PRIMARY SCHOOL	21 EN	21 EN	6	3	276	976 670	(579 791)	396 879
700261206	SHUKUMANI PRIMARY SCHOOL	21 EN	21 EN	53	13	2073	549 440	18 685	568 125
700311498	SIBONELI PRIMARY SCHOOL	21 EN	21 EN	21	5	743	569 840	20 160	610 000
700311506	SIPHETHU PRIMARY SCHOOL	21 EN	21 EN	28	7	929	1 050 400	(474 195)	576 205
700261214	SIPHWE PRIMARY SCHOOL	21 EN	21 EN	15	2	581	1 239 270	(793 355)	445 915
700260562	SIR PIERRE VAN RYNEVELD HIGH SCHOOL	21 EN	21 EN	19	5	778	669 325	(274 117)	415 208
700261222	SIZWE SECONDARY SCHOOL	21 EN	21 EN	29	8	1061	1 021 110	(837 666)	183 424
700311522	SOLOMON MOTLANA PRIMARY SCHOOL	21 EN	21 EN	32	8	1211	511 080	20 160	531 220
700311530	SOZIZWE PRIMARY SCHOOL	21 EN	21 EN	46	10	1301	385 620	10 080	395 700
700261305	TEMBISA SECONDARY SCHOOL	21 EN	21 EN	12	3	298	1 021 550	(235 770)	785 780
700400117	TEMBISA WEST SECONDARY SCHOOL	21 EN	21 EN	23	6	911	1 203 920	(142 410)	1 061 510
700261347	THUTHUKA PRIMARY SCHOOL	21 EN	21 EN	29	8	1147	804 970	40 320	845 290
700261362	TUTO-KE-MATLA COMPREHENSIVE SCHOOL	21 EN	21 EN	70	16	2036	992 003	(324 988)	667 005
700261370	TLAMATLANA PRIMARY SCHOOL	21 EN	21 EN	37	8	1180	1 375 620	(654 580)	721 040
700261388	TLHAKANANG PRIMARY SCHOOL	21 EN	21 EN	67	14	1649	492 880	(191 900)	300 980
700310913	TOM NEWBY SCHOOL	21 EN	21 EN	35	10	1321	773 660	(313 605)	460 055
700261396	TSHEPSA PRIMARY SCHOOL	21 EN	21 EN	21	5	725	44 440	10 080	54 520
700261404	UKUKHULA PRIMARY SCHOOL	21 EN	21 EN	25	7	940	897 890	40 320	938 210
700311605	UMNYANE PRIMARY SCHOOL	21 EN	21 EN	21	7	694	1 012 020	(259 804)	752 216
700261438	UMTHAMBEKA PRIMARY SCHOOL	21 EN	21 EN	31	2	54	1 885 670	(1 005 960)	879 710
700400236	WINNIE MANDELA PRIMARY SCHOOL	20 EN	20 EN	21	5	855	1 468 540	70 560	1 539 100
700310864	WORDSWORTH HIGH SCHOOL	21 EN	21 EN	28	7	785	497 425	(461 538)	35 887
700261479	ZITIKENI SECONDARY SCHOOL	21 EN	21 EN	26	11	1371	2 545 200	(1 553 360)	991 820
700340380	ABRAM HLOPIE PRIMARY SCHOOL	21 ES	21 ES	18	5	677	1 845 270	(1 408 142)	439 128
700340408	ALAFANG SECONDARY SCHOOL	21 ES	21 ES	87	21	2186	1 992 670	70 560	1 663 230

EWS Number	Name of School	Primary/Secondary	Section 2021	District	No. of Educators	No. of non-Educators	No. of Learners	Main Appropriation	Adjustment	Adjusted Appropriation
700340083	ALBERTON HIGH SCHOOL	Secondary School	21 ES		20	6	773	619 635	(584 635)	35 000
700340109	ALBERTON PRIMARY SCHOOL	Secondary School	21 ES		48	13	1817	551 460	(209 575)	341 885
700340117	ALBERVIEW PRIMARY SCHOOL	Primary School	21 ES		29	6	889	508 515	(40 905)	468 610
700161026	ALSTON PRIMARY SCHOOL	Primary School	21 ES		47	11	1543	590 850	(296 435)	294 415
700161695	BOPANG-KGOTSO PRIMARY SCHOOL	Primary School	21 ES		28	7	1122	1 353 400	(856 047)	497 353
700340133	BRACKENHURST PRIMARY SCHOOL	Primary School	21 ES		28	7	1228	644 885	(329 455)	315 430
700400242	BUHLE PARK PRIMARY SCHOOL	Primary School	20 ES		54	12	1619	1 255 430	60 480	1 315 910
700340463	BUHLEBUZILE SECONDARY SCHOOL	Secondary School	21 ES		35	9	1370	1 778 510	(1 182 888)	595 622
700340471	CATHULA PRIMARY SCHOOL	Primary School	21 ES		46	10	1165	1 053 430	(486 820)	566 610
700340497	CHIVRIKANI PRIMARY SCHOOL	Primary School	21 ES		31	8	1304	706 714	(210 804)	495 910
700340621	DE BRUYN PRIMARY SCHOOL	Primary School	21 ES		27	8	1022	790 530	40 320	831 150
700160317	DINWIDDIE HIGH SCHOOL	Secondary School	21 ES		37	11	1306	613 575	(15 150)	598 425
700160010	DROMMEDARIS PRIMARY SCHOOL	Primary School	21 ES		35	8	1480	895 718	(895 718)	
700340547	DUKATHOLE PRIMARY SCHOOL	Primary School	21 ES		19	6	710	226 240	10 080	236 320
700340026	EDENPARK SECONDARY SCHOOL	Secondary School	21 ES		21	5	825	1 513 990	(843 228)	670 762
700340562	EKETSANG SECONDARY SCHOOL	Secondary School	21 ES		52	0	1704	661 517	(253 477)	408 040
700160028	EKURHULENI PRIMARY SCHOOL	Primary School	21 ES		8	4	180	1 189 360	60 480	1 250 060
700340570	ENCOCHOYINI PRIMARY SCHOOL	Primary School	21 ES		46	10	1154	1 159 480	(442 380)	717 100
700161752	ERASMUS MOHARENG SECONDARY SCHOOL	Secondary School	21 ES		29	8	1188	777 590	(222 090)	555 500
700161778	FORTUNE KUENE PRIMARY SCHOOL	Primary School	21 ES		47	13	1462	1 218 060	(801 435)	416 625
700340604	FUMANA SECONDARY SCHOOL	Secondary School	20 ES		38	11	1247	2 480 360	70 560	2 550 920
700161794	GRACELAND EDUCATION CENTRE	Secondary School	21 ES		17	4	766	1 714 980	70 560	1 785 540
700340284	GREENFIELDS PRIMARY SCHOOL	Primary School	21 ES		39	8	1096	1 445 310	(823 150)	622 160
700400137	GREENFIELDS SECONDARY SCHOOL	Secondary School	21 ES		15	5	878	1 559 840	(1 584 840)	35 000
700340646	HLEZIPHU PRIMARY SCHOOL	Primary School	21 ES		21	6	672	771 840	(384 810)	386 830
700340190	HOERSKOOLO DINAMIKA	Secondary School	21 ES		41	11	1594	447 430	(4 040)	443 390
700160564	HOERSKOOLO DR E.G. JANSEN	Secondary School	21 ES		52	12	1628	654 480	(654 480)	
700340661	IGANGASI PRIMARY SCHOOL	Primary School	21 ES		16	5	585	627 519	(140 912)	486 607
700161802	ILUNGE SECONDARY SCHOOL	Secondary School	21 ES		18	10	1248	1 177 680	(732 250)	445 430
700340679	INTOKOZO PRIMARY SCHOOL	Primary School	21 ES		28	6	705	739 320	(336 635)	402 685
700340695	IZIBUKO PRIMARY SCHOOL	Primary School	21 ES		57	11	1468	1 017 070	(386 630)	630 240
700161836	JONGIMUNDO PRIMARY SCHOOL	Primary School	21 ES		32	7	873	573 680	(278 255)	295 425
700340703	KABELO PRIMARY SCHOOL	Primary School	21 ES		35	7	1119	930 210	(574 185)	356 025
700400354	KATLEHONG PRIMARY SCHOOL	Primary School	21 ES		31	8	1197	1 315 020	(580 922)	734 098
700340711	KATLEHONG SECONDARY SCHOOL	Secondary School	21 ES		31	6	848	1 526 110	(1 085 245)	440 865
700400248	KATLEHONG SECONDARY SCHOOL NO. 2	Secondary School	21 ES		42	12	1120	1 301 890	(736 795)	565 095
700341694	KATLEHONG TECHNICAL SECONDARY SCHOOL	Secondary School	21 ES		19	5	766	809 914	(428 751)	381 163
700340729	KEKETSO PRIMARY SCHOOL	Primary School	21 ES		28	7	1051	710 030	4 614	714 644
700340760	KHEHEKILE PRIMARY SCHOOL	Primary School	21 ES		49	12	1346	866 580	40 320	906 900
700340794	KUMALO PRIMARY SCHOOL	Primary School	21 ES		45	10	1376	923 140	50 400	973 540
700161877	KUTLOANONG PRIMARY SCHOOL	Primary School	21 ES		19	5	699	688 920	30 240	719 160
700340802	KWADUKATOLE COMPREHENSIVE SCHOOL	Secondary School	21 ES		21	6	883	1 789 720	70 560	1 860 280
700160960	LAERSKOOLO LEONDALE PARALLELO MEDIUM	Primary School	21 ES		22	4	809	709 525	(320 675)	388 850
700340299	LAERSKOOLO LEONDALE PARALLELO MEDIUM	Primary School	21 ES		22	5	818	585 800	(165 135)	420 665
700340307	LAERSKOOLO RANDHART	Primary School	21 ES		24	6	906	515 605	(121 364)	394 241
700160964	LAERSKOOLO VAN DYK	Primary School	21 ES		35	5	845	610 545	(303 627)	306 918
700340810	LANDULUWAZI COMPREHENSIVE SCHOOL	Secondary School	21 ES		24	7	904	1 486 820	70 560	1 557 380
700161273	LEEUWPORT PRIMARY SCHOOL	Primary School	21 ES		29	8	1113	461 570	(199 602)	261 968
700340836	LERATADIMA PRIMARY SCHOOL	Primary School	21 ES		26	7	990	1 490 760	(793 860)	696 900
700340844	LETHUKUTHULA SECONDARY SCHOOL	Secondary School	21 ES		32	6	1249	1 676 800	(1 220 080)	456 720
700161883	LETHULUWAZI COMPREHENSIVE SCHOOL	Secondary School	21 ES		14	4	412	1 333 200	(771 135)	562 065

EMIS Number	Name of School	Primary/Secondary	Section 2021	District	No. of Educators	No. of non-Educators	No. of Learners	Main Appropriation	Adjustment	Adjusted Appropriation
700340869	LUNGSANI PRIMARY SCHOOL	Primary School	21 ES	21 ES	30	7	1131	1 680 540	(1 180 680)	499 860
700341107	MAGAGULA PRIMARY SCHOOL	Primary School	21 ES	21 ES	68	12	1373	486 620	20 160	506 780
700340877	MATJIBULO PRIMARY SCHOOL	Primary School	21 ES	21 ES	11	2	457	1 099 880	(881 630)	218 250
700162271	MAMPUDI PRIMARY SCHOOL	Primary School	21 ES	21 ES	35	7	1566	1 776 950	(1 416 443)	360 507
700341164	MANZINI PRIMARY SCHOOL	Primary School	21 ES	21 ES	54	14	1630	1 094 840	(221 767)	873 073
700340885	MAPHANZELA PRIMARY SCHOOL	Primary School	21 ES	21 ES	44	10	1274	885 870	(586 397)	299 473
700161901	MASITHWALISANE SECONDARY SCHOOL	Secondary School	21 ES	21 ES	14	4	566	1 646 300	70 560	1 716 860
700340983	MATSEDISO PRIMARY SCHOOL	Primary School	21 ES	21 ES	29	8	1149	949 400	50 400	999 800
700340901	MOGOBENG PRIMARY SCHOOL	Primary School	21 ES	21 ES	42	11	1630	1 275 630	60 480	1 336 110
700340919	MOHAUNG PRIMARY SCHOOL	Primary School	21 ES	21 ES	28	8	1176	800 930	(487 500)	313 430
700340927	MOHLODI PRIMARY SCHOOL	Primary School	21 ES	21 ES	26	9	810	701 950	30 240	732 190
700340943	MONDE PRIMARY SCHOOL	Primary School	21 ES	21 ES	23	6	911	1 513 960	70 560	1 584 520
700340950	MONTIC PRIMARY FACTORY SCHOOL	Primary School	21 ES	21 ES	51	12	1678	769 620	(249 098)	520 522
700340988	MORUJANENG PRIMARY SCHOOL	Primary School	21 ES	21 ES	25	6	926	1 264 520	(804 465)	460 055
700340984	MPLISWENI SECONDARY SCHOOL	Secondary School	21 ES	21 ES	30	8	1167	1 049 390	50 400	1 099 790
700340992	MPONTSHENG SECONDARY SCHOOL	Secondary School	21 ES	21 ES	22	6	741	376 730	20 160	396 890
700341008	MUTINGATI PRIMARY SCHOOL	Primary School	21 ES	21 ES	38	3	1400	925 160	40 320	965 480
700161927	NAGENG PRIMARY SCHOOL	Primary School	20 ES	20 ES	18	4	776	1 000 910	(110 930)	889 980
700161950	NEW COMET PRIMARY MINE SCHOOL	Primary School	21 ES	21 ES	51	9	1254	740 330	40 320	780 650
700341024	NOKULUNGA PRIMARY SCHOOL	Primary School	21 ES	21 ES	45	16	922	1 494 800	(983 680)	511 120
700341032	NQUBEKA PRIMARY SCHOOL	Primary School	21 ES	21 ES	22	7	727	683 874	(321 006)	372 067
700341057	NTLUTHUKO PRIMARY SCHOOL	Primary School	21 ES	21 ES	11	3	396	928 190	40 320	968 510
700340034	OPELWEG PRIMARY SCHOOL	Primary School	21 ES	21 ES	24	24	821	2 303 810	(2 042 535)	261 275
700340067	PALMRIDGE SECONDARY SCHOOL	Secondary School	21 ES	21 ES	25	5	968	409 555	(374 555)	35 000
700161083	PARKDENE PRIMARY SCHOOL	Primary School	21 ES	21 ES	19	5	706	707 000	30 240	737 240
700341073	PHEISANT FOLLY PRIMARY FARM SCHOOL	Primary School	20 ES	20 ES	30	6	1391	500 960	20 160	521 120
700341081	PHUMELELA PRIMARY SCHOOL	Primary School	21 ES	21 ES	37	10	1328	1 678 620	(1 006 133)	672 487
700341099	PHUMLANI SECONDARY SCHOOL	Secondary School	20 ES	20 ES	65	13	2311	1 840 220	(1 489 190)	351 030
700400213	PHUMULA GARDENS SECONDARY SCHOOL	Secondary School	20 ES	20 ES	21	5	821	1 765 480	70 560	1 836 040
700162347	PHUMULA PRIMARY SCHOOL	Primary School	21 ES	21 ES	24	6	665	882 740	(468 135)	414 605
700161968	POLOKEGONG PRIMARY SCHOOL	Primary School	21 ES	21 ES	26	6	939	781 740	(445 915)	335 825
700341156	REAHLE PRIMARY SCHOOL	Primary School	20 ES	20 ES	20	5	756	1 812 950	(1 343 133)	469 817
700342090	REALEBOHA PRIMARY SCHOOL	Primary School	21 ES	21 ES	41	14	1059	1 087 770	(1 052 770)	35 000
700161976	REBONTSHENG PRIMARY SCHOOL	Primary School	21 ES	21 ES	13	5	406	1 482 880	(1 003 239)	479 641
700160069	REIGER PARK NO. 2 SECONDARY SCHOOL	Secondary School	21 ES	21 ES	48	11	1736	601 426	(333 869)	267 557
700160077	REIGER PARK PRIMARY SCHOOL	Primary School	21 ES	21 ES	54	6	1774	1 103 930	(1 068 930)	35 000
700162016	RONDEBULT SECONDARY SCHOOL	Secondary School	20 ES	20 ES	47	12	1698	1 011 010	40 320	1 051 330
700400326	RONDEBULT SECONDARY SCHOOL	Secondary School	20 ES	20 ES	21	5	779	429 250	20 160	449 410
700341206	SAMSON PRIMARY SCHOOL	Primary School	21 ES	21 ES	22	5	744	653 470	(618 470)	35 000
700341222	SEKGUTLONG PRIMARY SCHOOL	Primary School	21 ES	21 ES	47	12	1732	1 024 140	50 400	1 074 540
700341230	SETISING PRIMARY SCHOOL	Primary School	21 ES	21 ES	28	7	1052	665 950	30 240	696 190
700341263	SIMUNYE PRIMARY SCHOOL	Primary School	21 ES	21 ES	30	8	1151	1 487 730	(896 576)	591 154
700341297	SONQOBA PRIMARY SCHOOL	Primary School	21 ES	21 ES	27	6	1220	618 625	(49 259)	569 366
700161521	SUNWARD PARK HIGH SCHOOL	Secondary School	21 ES	21 ES	32	8	886	981 820	50 400	1 032 220
700342014	TAMAHO PRIMARY SCHOOL	Primary School	21 ES	21 ES	29	3	1361	1 489 750	70 560	1 560 310
700162057	THABANG PRIMARY SCHOOL	Primary School	21 ES	21 ES	12	2	341	1 214 020	(869 510)	344 510
700341339	THABO NTSAKO PRIMARY SCHOOL	Primary School	21 ES	21 ES	18	4	665	1 113 020	(689 559)	423 461
700341321	THABOTONA PRIMARY FARM SCHOOL	Primary School	21 ES	21 ES	27	7	1006	1 171 800	(646 070)	525 730
700341883	THEMBALETHU PRIMARY SCHOOL	Primary School	21 ES	21 ES	19	5	656	1 316 030	(1 228 266)	87 764
700341347	THOKO THABA SECONDARY SCHOOL	Secondary School	21 ES	21 ES	39	10	1409	308 050	10 080	318 130
700341354	THOKOZA PRIMARY SCHOOL	Primary School	21 ES	21 ES	41	10	1229	1 329 160	(433 544)	895 616
700162283	THULASIZNE PRIMARY SCHOOL	Primary School	21 ES	21 ES	41	10	1220			

EMIS Number	Name of School	Primary/Secondary	Section 2021	District	No. of Educators	No. of non-Educators	No. of Learners	Main Appropriation	Adjustment	Adjusted Appropriation
700341362	THULISA PRIMARY SCHOOL	Primary School	21 ES		29	8	987	727 200	(111 000)	616 100
700341040	THUTOPELE SECONDARY SCHOOL	Secondary School	21 ES		37	6	1186	1 730 130	(331 869)	1 398 261
700341370	THUSETSONG SECONDARY SCHOOL	Secondary School	21 ES		29	7	1142	1 313 000	60 480	1 373 480
700341404	TSHABALALA PRIMARY SCHOOL	Primary School	21 ES		30	8	1173	960 510	50 400	1 010 910
700341412	TSHWARAGANO PRIMARY SCHOOL	Primary School	21 ES		46	4	1264	801 940	40 320	842 260
700341438	UKHANYISO PRIMARY SCHOOL	Primary School	21 ES		10	3	252	660 540	30 240	690 780
700341446	UMKHATHIWE PRIMARY SCHOOL	Primary School	21 ES		27	7	1302	966 570	(826 584)	139 986
700341453	UMTHOLO PRIMARY SCHOOL	Primary School	20 ES		19	5	737	1 759 420	(930 808)	828 612
700341461	UMZAMO PRIMARY SCHOOL	Primary School	21 ES		75	16	2251	621 150	(146 341)	474 809
700341503	NUMBENI PRIMARY SCHOOL	Primary School	21 ES		44	9	1354	936 270	1 832	938 102
700162305	WINDMILL PARK PRIMARY SCHOOL	Primary School	21 ES		27	5	1004	1 424 200	70 560	1 504 760
700400139	WINDMILL PARK SECONDARY SCHOOL	Secondary School	20 ES		23	5	805	1 628 120	70 560	1 698 680
700341511	WINILE SECONDARY SCHOOL	Secondary School	20 ES		24	24	689	1 762 450	70 560	1 833 010
700162107	ZIMELE PRIMARY SCHOOL	Primary School	21 ES		24	6	934	983 840	50 400	1 044 240
700341537	ZONKIZIWE PRIMARY SCHOOL KATLEHONG	Primary School	21 ES		45	10	1656	1 790 730	70 560	1 861 290
700400122	ZONKIZIWE SECONDARY SCHOOL	Secondary School	20 ES		18	6	582	1 250 380	60 480	1 310 860
700350025	ALPAPARK SECONDARY SCHOOL	Secondary School	20 GE		43	11	1628	935 280	40 320	975 590
700400398	AMOS MAPHANGA SECONDARY	Secondary School	20 GE		24	2	1034	687 910	30 240	728 150
700350561	ASSER MALOKA SECONDARY SCHOOL	Secondary School	21 GE		40	10	1453	1 407 940	(1 372 940)	35 000
700310892	E.B. MYATAZA SECONDARY SCHOOL	Secondary School	21 GE		55	12	1885	1 035 250	(1 000 250)	35 000
700310888	BAFO CHIKO PRIMARY SCHOOL	Primary School	21 GE		56	13	1233	710 030	30 240	740 270
700310886	BAKAGETSE INTERMEDIATE SCHOOL	Secondary School	21 GE		24	6	850	484 900	20 160	515 060
700350579	BOCHABELA PRIMARY FARM SCHOOL	Primary School	21 GE		51	9	1323	54 540	10 080	64 620
700350595	BONGANI PRIMARY FARM SCHOOL	Primary School	21 GE		32	8	1207	351 480	(316 480)	35 000
700310938	BULHEBEMUNDO SECONDARY SCHOOL	Secondary School	21 GE		48	11	1355	1 962 430	70 560	2 032 990
700310837	CAIPHUS NYOKA SECONDARY SCHOOL	Secondary School	21 GE		38	11	1006	1 229 170	50 400	1 279 570
700400217	DALPARK SECONDARY SCHOOL	Secondary School	20 GE		13	5	466	764 770	30 240	815 010
700310961	DAN PHARASI PRIMARY SCHOOL	Primary School	21 GE		29	6	1143	1 329 160	(1 290 760)	38 380
700350629	DAN RADEBE PRIMARY SCHOOL	Primary School	21 GE		3	2	38	1 220 080	60 480	1 280 560
700310979	DAVEY SECONDARY SCHOOL	Secondary School	21 GE		10	4	354	1 103 930	50 400	1 154 330
700350645	DUDUZA PRIMARY SCHOOL	Primary School	21 GE		40	9	1246	1 206 850	50 400	1 257 350
700310101	DR HARRY GNALJA SECONDARY SCHOOL	Secondary School	21 GE		24	2	1088	291 890	10 080	301 970
700310119	DUMEHEZI INTERMEDIATE SCHOOL	Primary School	21 GE		23	6	753	686 800	30 240	717 040
700350660	EDALINGEBA PRIMARY SCHOOL	Primary School	21 GE		62	15	1979	676 700	30 240	706 940
70031027	EKUKHANYENI PRIMARY SCHOOL	Primary School	21 GE		43	12	1212	866 580	40 320	906 900
700350676	EMZIMKHULU PRIMARY SCHOOL	Primary School	21 GE		15	1	755	498 940	(463 940)	35 000
700310493	ENKANGALA PRIMARY SCHOOL	Primary School	21 GE		33	8	1295	448 440	20 160	468 600
700350686	ESIBONELWESHLE SECONDARY SCHOOL	Secondary School	21 GE		29	8	1192	1 365 520	60 480	1 426 000
700400249	ETWATWA EXTENSION 13 SECONDARY SCHOOL	Secondary School	20 GE		34	9	1066	1 058 460	50 400	1 108 860
700400216	ETWATWA EXTENSION 31 SECONDARY SCHOOL	Secondary School	20 GE		43	0	1090	1 300 880	60 480	1 361 360
70031068	FUNUKUHANYA PRIMARY SCHOOL	Primary School	21 GE		17	6	654	886 780	40 320	927 100
70031076	GEORGE MBLASE PRIMARY SCHOOL	Primary School	21 GE		15	4	531	749 420	30 240	779 660
700350798	GORANGANG PRIMARY SCHOOL	Primary School	21 GE		15	4	413	314 110	10 080	324 190
70031084	GUGULESIZWE PRIMARY SCHOOL	Primary School	21 GE		47	10	1305	431 270	(396 270)	35 000
700350736	HAPPINESS PRIMARY SCHOOL	Primary School	21 GE		33	8	1078	694 880	(659 880)	35 000
70031092	HB NYATHI SECONDARY SCHOOL	Secondary School	21 GE		17	4	666	1 407 940	(854 279)	553 661
700310359	HOERSKOOL STOFFBERG	Secondary School	21 GE		10	3	314	426 725	(218 047)	208 678
700311118	INKATHA KAZULU PRIMARY SCHOOL	Primary School	21 GE		12	4	464	826 180	(357 540)	468 640
700350769	JAMES NKOSI PRIMARY SCHOOL	Primary School	21 GE		46	10	1400	1 446 320	70 560	1 516 880
700350777	JOB MASEKO PRIMARY SCHOOL	Primary School	21 GE		50	9	1443	908 000	40 320	948 320
70031159	JUS MALAZA PRIMARY SCHOOL	Primary School	21 GE		48	10	1151	666 600	(75 446)	591 154

EMIS Number	Name of School	Primary/Secondary	Section 2021	District	No. of Educators	No. of non-Educators	No. of Learners	Main Appropriation	Adjustment	Adjusted Appropriation
70031167	KATLEGO INTERMEDIATE SCHOOL	Secondary School	21 GE		37	10	939	906 980		474 195
700350793	KENNETH MASEKELA SECONDARY SCHOOL	Secondary School	21 GE		25	5	706	1 697 810	70 560	1 768 370
70031175	KGALEMA PRIMARY SCHOOL	Primary School	21 GE		29	7	731	1 116 050	50 400	1 166 450
70031181	KGOLAGANO PRIMARY SCHOOL	Primary School	21 GE		22	0	857	1 351 380	70 560	1 421 940
700350801	KHANGEZILE PRIMARY SCHOOL	Primary School	21 GE		16	0	566	315 120	10 080	325 200
70031191	KHOMBINDLELA PRIMARY SCHOOL	Primary School	21 GE		36	10	1354	669 610	40 320	909 930
700400223	KWA-THEMA EXTENSION 7 SECONDARY SCHOOL	Secondary School	20 GE		11	11	1582	1 155 440	50 400	1 205 840
700350835	KWA-THEMA PRIMARY SCHOOL	Primary School	20 GE		23	6	863	1 018 080	50 400	1 068 480
700350843	LABAN MOTLHABI COMPREHENSIVE SCHOOL	Primary School	21 GE		19	5	609	689 810	40 320	930 130
700312140	LANGAVILLE PRIMARY SCHOOL	Primary School	21 GE		15	6	880	1 472 580	70 560	1 543 140
700400234	LANGAVILLE PRIMARY SCHOOL NO. 2	Primary School	20 GE		22	6	941	1 339 260	60 480	1 399 740
700311217	LEBONE PRIMARY SCHOOL	Primary School	21 GE		17	5	687	1 123 120	50 400	1 173 520
700311233	LERUTLE PRIMARY SCHOOL	Primary School	21 GE		20	20	742	1 001 920	50 400	1 052 320
700311241	LESABE PRIMARY SCHOOL	Primary School	21 GE		18	5	695	421 170	20 160	441 330
700311266	LETSHA PRIMARY SCHOOL	Primary School	21 GE		17	5	619	278 760	10 080	288 840
700311274	LETSHIE PRIMARY SCHOOL	Primary School	21 GE		20	4	687	933 240	40 320	973 560
700311308	MADINGOANE PRIMARY SCHOOL	Primary School	21 GE		21	5	991	744 370	30 240	774 610
700311332	MANDLETHU PRIMARY SCHOOL	Primary School	21 GE		33	5	1202	1 093 830	50 400	1 144 230
700311340	MANGOSUTHU PRIMARY SCHOOL	Primary School	21 GE		29	7	1066	730 230	30 240	760 470
700350882	MASIMINI PRIMARY SCHOOL	Primary School	21 GE		28	8	1052	647 410	30 240	677 650
700311357	MATYOTENGA COMBINED	Primary School	21 GE		33	8	1359	426 220	20 160	446 380
700311373	MELODI PRIMARY SCHOOL	Primary School	21 GE		27	7	1001	1 159 480	60 480	1 219 960
700311381	MICHAEL ZULU PRIMARY SCHOOL	Primary School	21 GE		15	5	472	1 102 920	60 480	1 163 400
700350900	MILUSO PRIMARY SCHOOL	Secondary School	21 GE		10	2	261	911 020	40 320	951 340
700311395	MOSHOSHOE PRIMARY SCHOOL	Primary School	21 GE		22	6	675	888 800	40 320	929 120
700311407	NCHABELENG PRIMARY SCHOOL	Primary School	21 GE		60	14	1626	791 840	40 320	832 160
700350834	NKIROD NDEBELE SECONDARY SCHOOL	Secondary School	20 GE		18	4	643	1 273 610	60 480	1 334 090
700350942	NKUMULO SECONDARY SCHOOL	Secondary School	21 GE		30	7	1202	1 491 770	70 560	1 562 330
700350967	NOMNEKANE PRIMARY SCHOOL	Primary School	21 GE		36	8	1350	784 770	40 320	825 090
700350975	NTOKZWENI PRIMARY SCHOOL	Primary School	21 GE		32	7	1101	859 510	40 320	899 830
700311423	NTSIKANA PRIMARY SCHOOL	Primary School	21 GE		22	6	900	650 440	30 240	680 680
700311431	PHANDIMFUNDO SECONDARY SCHOOL	Secondary School	21 GE		63	14	1655	1 663 470	70 560	1 734 030
700311448	PHULAMANI PRIMARY SCHOOL	Primary School	21 GE		22	5	880	985 760	50 400	1 036 160
700351015	QEDUSIZI PRIMARY SCHOOL	Primary School	21 GE		28	7	740	876 670	40 320	916 990
700351023	REDUMELETSWE PRIMARY SCHOOL	Secondary School	20 GE		34	8	999	922 130	40 320	962 450
700311456	RESHOGOFADITSE SECONDARY SCHOOL	Secondary School	20 GE		32	6	990	1 125 140	50 400	1 175 540
700311464	RIVONI SECONDARY SCHOOL	Secondary School	21 GE		41	8	1345	1 735 160	70 560	1 805 740
700311472	ROLIHLAHLA PRIMARY SCHOOL	Primary School	21 GE		25	6	667	1 159 480	60 480	1 219 960
700351031	ROSEVIEW PRIMARY SCHOOL	Primary School	20 GE		47	11	1355	1 298 460	60 480	1 358 940
700351049	SAKHELWE PRIMARY SCHOOL	Primary School	20 GE		21	5	821	494 900	20 160	515 060
700351064	SECHABA PRIMARY SCHOOL	Primary School	21 GE		24	6	868	300 980	10 080	311 060
700311480	SHADRACK MBAMBO PRIMARY SCHOOL	Primary School	21 GE		25	8	1108	1 012 020	50 400	1 062 420
700351080	SIBONISWE PRIMARY SCHOOL	Primary School	21 GE		52	13	1530	1 242 300	60 480	1 302 780
700311514	SIPHUMELELE PRIMARY SCHOOL	Primary School	21 GE		34	9	1066	446 420	20 160	466 580
700351106	SITHEMBISO PRIMARY SCHOOL	Primary School	21 GE		35	6	875	375 720	20 160	395 880
700311514	SIZNESETHU PRIMARY SCHOOL	Primary School	20 GE		26	26	939	722 150	40 320	762 470
700351114	SIZNESETHU PRIMARY SCHOOL	Primary School	21 GE		23	6	849	677 710	30 240	707 950
700400153	TANDI ELEANOR SIBEKO SECONDARY SCHOOL	Secondary School	20 GE		34	9	1044	946 360	40 320	986 680
700351148	THEMBALIKAZULU PRIMARY SCHOOL	Primary School	21 GE		16	4	387	488 840	10 080	498 920
700311282	THEMBULILE PRIMARY SCHOOL	Primary School	21 GE		10	3	304	1 717 000	70 560	1 787 560

EMIS Number	Name of School	Primary/Secondary	Section 2021	District	No. of Educators	No. of non-Educators	No. of Learners	Main Appropriation	Adjustment	Adjusted Appropriation
70031548	THOLUWAZI SECONDARY SCHOOL	Secondary School	21 GE	21	6	769	1 497 830	70 560	1 568 390	
70031555	THOPODI PRIMARY SCHOOL	Primary School	21 GE	34	10	950	1 025 150	50 400	1 075 550	
700351171	TLAKULA SECONDARY SCHOOL	Secondary School	21 GE	12	5	400	1 268 560	60 480	1 329 040	
70031571	TSAKANE PRIMARY SCHOOL	Primary School	21 GE	10	0	406	699 930	30 240	730 170	
70031589	TSAKANE SECONDARY SCHOOL	Secondary School	20 GE	18	5	847	1 825 070	70 560	1 895 630	
70031597	TSHIPNOTO INTERMEDIATE	Primary School	21 GE	18	5	679	1 292 800	60 480	1 353 280	
700351197	TSIMONG PRIMARY SCHOOL	Primary School	21 GE	27	6	774	1 741 110	40 320	1 781 430	
700351205	UMSOBOMU PRIMARY SCHOOL	Primary School	21 GE	24	6	751	436 320	20 160	456 480	
700311682	VEZUKHONO SECONDARY SCHOOL	Secondary School	21 GE	30	7	924	1 580 650	70 560	1 651 210	
700351338	VUKUNGE PRIMARY FARM SCHOOL	Primary School	21 GE	19	5	720	1 104 940	30 240	1 135 180	
700311654	VUYANI PRIMARY SCHOOL	Primary School	21 GE	34	8	961	1 002 930	50 400	1 053 330	
700351282	ZAKHANI PRIMARY SCHOOL	Primary School	21 GE	14	4	389	955 460	50 400	1 005 860	
700351288	ZAMANI PRIMARY SCHOOL	Primary School	21 GE	46	12	1 673	884 760	40 320	925 080	
700311845	ZAMUKHANYO PRIMARY SCHOOL	Primary School	21 GE	21	5	807	1 362 490	70 560	1 433 050	
700351286	ZINUTHHELE SECONDARY SCHOOL	Secondary School	21 GE	45	10	1 381	1 016 060	40 320	1 056 380	
700351304	ZIMISELE SECONDARY SCHOOL	Secondary School	21 GE	27	7	1 015	1 002 930	40 320	1 043 250	
700351312	ZITHEMBENI PRIMARY SCHOOL	Primary School	21 GE	31	8	689	701 950	30 240	732 190	
700351312	ZITHEMBENI PRIMARY SCHOOL	Primary School	21 GN	39	9	1 210	1 206 950	60 480	1 267 430	
700351312	ZITHEMBENI PRIMARY SCHOOL	Primary School	21 GN	39	9	1 210	1 206 950	60 480	1 267 430	
700211334	CHIPA-TABANE SECONDARY SCHOOL	Secondary School	21 GN	57	13	1 691	1 760 430	70 560	1 830 990	
700211692	CHOKOE PRIMARY SCHOOL	Primary School	21 GN	34	9	1 231	1 228 160	60 480	1 288 640	
700211359	DAN KUTUMELA SECONDARY SCHOOL	Secondary School	21 GN	28	8	418	1 684 880	70 560	1 755 440	
700211367	EMATSHENI PRIMARY FARM SCHOOL	Primary School	21 GN	28	8	800	168 670	10 080	178 750	
700240671	FANJAN PRIMARY FARM SCHOOL	Primary School	21 GN	28	7	1 027	1 263 510	60 480	1 323 990	
700251181	HLABELELA PRIMARY SCHOOL	Primary School	21 GN	38	11	1 143	1 050 040	10 080	1 060 120	
700251181	HLABELELA PRIMARY SCHOOL	Primary School	21 GN	38	11	1 143	1 050 040	10 080	1 060 120	
700251181	HLABELELA PRIMARY SCHOOL	Primary School	21 GN	38	11	1 143	1 050 040	10 080	1 060 120	
700251181	HLABELELA PRIMARY SCHOOL	Primary School	21 GN	38	11	1 143	1 050 040	10 080	1 060 120	
700211441	KGORO PRIMARY SCHOOL	Primary School	21 GN	33	8	937	1 147 360	60 480	1 207 840	
700211488	KNOPPIESFONTEIN PRIMARY FARM SCHOOL	Primary School	21 GN	19	5	660	102 010	10 080	112 090	
700220731	KUTUMELA-MOLEFI INTM. FARM SCHOOL	Secondary School	21 GN	33	9	1 230	547 420	20 160	567 580	
700240879	LEEUWONTEIN PRIMARY FARM SCHOOL	Primary School	21 GN	5	3	155	270 680	10 080	280 760	
700221281	LESEDI SECONDARY SCHOOL	Primary School	21 GN	35	8	1 300	536 310	20 160	556 470	
700920538	LINGITJHUDU SECONDARY SCHOOL	Secondary School	21 GN	5	3	77	1 010 000	40 320	1 050 320	
700211482	LUCKY PRIMARY FARM SCHOOL	Primary School	21 GN	33	8	904	65 650	10 080	75 730	
700251537	MADIBATLOU MIDDLE SCHOOL	Secondary School	21 GN	21	5	556	1 283 710	60 480	1 344 190	
700921692	MAHLENGA SECONDARY SCHOOL	Secondary School	21 GN	22	7	703	352 490	20 160	372 650	
700922237	MANDI-OMSOBO PRIMARY SCHOOL	Primary School	21 GN	27	6	723	402 990	20 160	423 150	
700924381	MKHAMBI PRIMARY SCHOOL	Primary School	21 GN	30	8	1 144	307 040	10 080	317 120	
700400155	MPUMELELO SECONDARY SCHOOL	Secondary School	21 GN	13	3	537	1 052 420	50 400	1 102 820	
700210013	ONVERWACHT PRIMARY SCHOOL	Primary School	21 GN	21	5	639	1 213 010	60 480	1 273 490	
700211623	RETHABISENG PRIMARY SCHOOL	Primary School	21 GN	19	3	811	1 648 320	70 560	1 718 880	
700256447	SEBENG PRIMARY SCHOOL	Primary School	21 GN	20	4	439	1 315 020	70 560	1 385 580	
700925447	SHILUZINE PRIMARY SCHOOL	Primary School	21 GN	20	4	866	1 318 050	60 480	1 378 530	
700924602	SIKHULISILE PRIMARY SCHOOL	Primary School	21 GN	6	2	252	1 258 460	60 480	1 318 940	
700921428	STUHLWEI SECONDARY SCHOOL	Secondary School	21 GN	7	2	270	656 500	30 240	686 740	
700400414	STEVE BIKOVILLE SECONDARY SCHOOL	Secondary School	20 GN	19	4	550	493 690	20 160	514 050	
700922475	STRAUSS SECONDARY SCHOOL	Secondary School	21 GN	28	7	1 007	1 138 270	50 400	1 188 670	
700211706	THERESO PRIMARY FARM SCHOOL	Secondary School	21 GN	4	2	62	106 050	10 080	116 130	
700211722	UKUTHULA PRIMARY FARM SCHOOL	Primary School	21 GN	33	5	1 442	90 900	10 080	100 980	
700211755	VEZULWAZI PRIMARY SCHOOL	Primary School	21 GN	11	2	355	998 490	40 320	1 038 810	
700211771	WAGENDRIFF PRIMARY FARM SCHOOL	Primary School	21 GN	14	0	370	102 010	10 080	112 090	

EMIS Number	Name of School	Primary/Secondary	Section 2021	District	No of Educators	No of non-Educators	No. of Learners	Main Appropriation	Adjustment	Adjusted Appropriation
70021189	WOZANIBONE INTERM FARM SCHOOL	Secondary School	21 GN	GN	8	2	297	408 040	10 080	418 120
70026047	ZVUSENI PRIMARY SCHOOL	Primary School	21 GN	GN	34	6	932	718 110	30 240	748 350
70025189	ATHOLANG PRIMARY SCHOOL	Primary School	21 GW	GW	9	2	323	689 930	30 240	720 170
700251231	BOPELO INTERMEDIATE SCHOOL	Primary School	20 GW	GW	37	10	1235	468 840	20 160	488 800
700251264	BOSELE PUBLIC INTERMEDIATE SCHOOL	Primary School	21 GW	GW	34	8	1285	686 800	30 240	717 040
700270645	BRANDVLEI PRIMARY FARM SCHOOL	Primary School	21 GW	GW	41	8	1187	576 710	20 160	596 870
700270652	BULELANI PRIMARY SCHOOL	Primary School	21 GW	GW	21	4	616	939 300	40 320	979 620
700251306	DIE POORT PRIMARY FARM SCHOOL	Primary School	21 GW	GW	26	6	1201	67 670	10 080	77 750
700251314	DIPHALANE PRIMARY SCHOOL	Primary School	21 GW	GW	4	2	97	1 354 410	60 480	1 414 890
700270694	EKUPHAKAMENI PRIMARY MINE SCHOOL	Primary School	21 GW	GW	25	18	888	286 840	10 080	296 920
700251389	ENTUTUKUMENI PRIMARY SCHOOL	Primary School	21 GW	GW	4	2	99	915 060	40 320	955 380
700251397	FJ KLIPPERS PRIMARY FARM SCHOOL	Primary School	20 GW	GW	15	4	393	72 720	10 080	82 800
700300471	GREENSPARK PRIMARY SCHOOL	Primary School	21 GW	GW	36	10	1165	656 500	30 240	686 740
700270736	HLANGABEZA PRIMARY SCHOOL	Primary School	21 GW	GW	39	7	1485	1 135 240	50 400	1 185 640
700271495	HLANGANANI PRIMARY SCHOOL	Primary School	21 GW	GW	13	3	427	1 105 950	40 320	1 146 270
700270769	IPELENG PRIMARY SCHOOL	Secondary School	21 GW	GW	33	3	822	861 530	40 320	901 850
700270793	ISIQALO PRIMARY SCHOOL	Primary School	21 GW	GW	16	1	662	1 102 920	50 400	1 153 320
700400047	ITHUTENG SECONDARY SCHOOL	Secondary School	21 GW	GW	20	3	639	1 442 280	70 560	1 512 840
700271072	IZANOKHANYO PRIMARY SCHOOL	Primary School	21 GW	GW	28	8	1018	823 150	30 240	853 390
700270801	KAMOHELO PUBLIC SCHOOL	Primary School	21 GW	GW	31	6	967	1 215 030	60 480	1 275 510
700270819	KGOTHALANG SECONDARY SCHOOL	Secondary School	21 GW	GW	33	5	836	903 950	40 320	944 270
700251520	KHASELHLE PRIMARY SCHOOL	Primary School	21 GW	GW	29	7	799	1 357 440	60 480	1 417 920
700251520	KHULULEKANI PRIMARY SCHOOL	Primary School	21 GW	GW	69	12	1533	1 720 030	70 560	1 790 590
700251520	KID MAPONYA PRIMARY SCHOOL	Primary School	21 GW	GW	56	12	1535	1 230 760	60 480	1 291 240
700307049	KOKOSI PRIMARY SCHOOL	Primary School	21 GW	GW	40	9	1012	1 226 140	60 480	1 286 620
700251546	KWAGAFONTEIN PRIMARY FARM SCHOOL	Primary School	21 GW	GW	29	3	922	279 770	10 080	289 850
700250696	LAERSKOOI HEKPOORT	Primary School	21 GW	GW	46	12	1553	157 560	10 080	167 640
700251751	LESEGO PRIMARY SCHOOL	Primary School	20 GW	GW	6	2	176	838 300	40 320	878 620
700270850	LETSATSI PRIMARY MINE SCHOOL	Secondary School	21 GW	GW	21	5	812	1 680 840	70 560	1 751 400
700252667	LODIRILE SECONDARY SCHOOL	Secondary School	21 GW	GW	30	6	982	1 356 430	60 480	1 416 910
700400202	LUKHANYO HIGH SCHOOL	Secondary School	20 GW	GW	3	1	553	489 850	20 160	510 010
700250876	MABLWONG INTERMEDIATE SCHOOL	Secondary School	20 GW	GW	29	9	1104	384 810	20 160	404 970
700252452	MADIBA SECONDARY SCHOOL	Secondary School	21 GW	GW	12	2	511	1 529 140	70 560	1 599 700
700270882	MALERATO PRIMARY SCHOOL	Primary School	20 GW	GW	16	2	759	1 038 280	50 400	1 088 680
700251611	MAGALESBURG STATE SCHOOL	Primary School	21 GW	GW	15	4	570	1 089 600	50 400	1 140 000
700251637	MALONEY'S EYE PRIMARY FARM SCHOOL	Primary School	21 GW	GW	32	7	1108	254 520	10 080	264 600
700270900	MAPUTLE PRIMARY SCHOOL	Primary School	21 GW	GW	31	8	1071	955 460	40 320	995 780
700400379	MASHUDU PRIMARY	Primary School	20 GW	GW	29	8	1069	824 160	40 320	864 480
700251678	MATLA COMBINED SCHOOL	Secondary School	21 GW	GW	22	5	862	1 084 740	50 400	1 135 140
700270918	MATLAPANEING PRIMARY SCHOOL	Primary School	21 GW	GW	19	4	865	881 730	40 320	922 050
700251686	MATLHASEDI PRIMARY SCHOOL	Primary School	21 GW	GW	52	4	1693	956 470	40 320	996 790
700270926	MBULELO PRIMARY SCHOOL	Primary School	21 GW	GW	21	6	712	942 330	40 320	982 650
700270942	MOHLAKANO PRIMARY SCHOOL	Primary School	21 GW	GW	39	9	1301	901 930	40 320	942 250
700270959	MCHLAKENG PUBLIC SCHOOL	Primary School	21 GW	GW	13	2	355	542 370	20 160	562 530
700252445	MPEHE-THUTO PRIMARY SCHOOL	Primary School	21 GW	GW	36	9	967	831 230	40 320	871 550
700270983	NAYABOSWA PRIMARY SCHOOL	Primary School	21 GW	GW	29	7	975	1 433 190	50 400	1 483 590
700252841	PATRICK MASHEGO PRIMARY SCHOOL	Primary School	21 GW	GW	59	14	1813	1 523 080	70 560	1 593 640
700270981	PHAHAMA SECONDARY SCHOOL	Secondary School	21 GW	GW	31	7	918	1 541 260	70 560	1 611 820
700271007	PHANDULWAZI PRIMARY SCHOOL	Primary School	21 GW	GW	20	7	951	657 510	30 240	687 750
700251769	PHATUDI PRIMARY SCHOOL	Primary School	21 GW	GW	33	7	987	1 224 120	60 480	1 284 600
700271015	PHORORONG PRIMARY SCHOOL	Primary School	21 GW	GW	23	6	860	1 010 000	40 320	1 050 320

EMIS Number	Name of School	Primary/Secondary	Section 2021	District	No of Educators	No of non-Educators	No. of Lemmas	Main Appropriation	Adjustment	Adjusted Appropriation
700251785	RAND GOLD PRIMARY FARM SCHOOL	Primary School	20	GW	27	7	922	182 810	10 080	192 890
700270025	RANDFONTEIN SECONDARY SCHOOL	Secondary School	21	GW	12	4	513	1 138 270	50 400	1 188 670
700931778	REAKGOMA PRIMARY SCHOOL	Primary School	21	GW	27	7	1026	1 028 180	50 400	1 078 580
700271528	RELEBOGILE SECONDARY SCHOOL	Secondary School	21	GW	55	10	1597	1 224 120	50 400	1 274 520
700934044	RETLILLE PRIMARY SCHOOL	Primary School	21	GW	21	4	832	1 380 670	60 480	1 441 150
700271031	ROOIPORT PRIMARY FARM SCHOOL	Primary School	21	GW	46	9	1592	324 210	10 080	334 290
700251835	SCHAUMBURG COMBINED SCHOOL	Secondary School	20	GW	17	4	480	753 460	30 240	783 700
700271049	SEATILE PRIMARY SCHOOL	Primary School	21	GW	30	3	1264	1 109 990	50 400	1 160 390
700271056	SEDMOSANG PRIMARY SCHOOL	Primary School	21	GW	28	6	791	1 015 050	50 400	1 065 450
700271064	BETHOLELA PRIMARY SCHOOL	Primary School	21	GW	43	9	1207	518 130	20 160	538 290
700251884	BETLOLAMTHE PRIMARY SCHOOL	Primary School	20	GW	30	8	1120	512 670	20 160	592 830
700400120	SIMUNYE SECONDARY SCHOOL	Secondary School	20	GW	38	3	1264	1 268 860	60 480	1 329 340
700251926	SMARTKOP VALLEY PRIMARY FARM SCHOOL	Primary School	21	GW	35	2	1325	315 120	10 080	325 200
700271502	T. M. LETHAKE SECONDARY SCHOOL	Secondary School	21	GW	17	4	513	1 258 460	60 480	1 318 940
700251934	TARLTON PRIMARY FARM SCHOOL	Primary School	21	GW	17	3	527	524 190	20 160	544 350
700251975	THEMBILE PRIMARY SCHOOL	Primary School	21	GW	22	3	779	1 135 240	50 400	1 185 640
700251983	THUSONG PRIMARY SCHOOL	Primary School	21	GW	17	4	555	983 840	50 400	1 044 240
700252784	THUTHUZAKANI PRIMARY SCHOOL	Primary School	21	GW	21	4	805	1 452 360	70 560	1 522 920
700270371	THUTO BOKAMOSO PRIMARY SCHOOL	Primary School	21	GW	29	7	1074	241 390	10 080	251 470
700932124	THUTO KITSO SECONDARY SCHOOL	Secondary School	21	GW	26	6	951	1 224 120	50 400	1 274 520
700251981	THUTO LEFA SECONDARY SCHOOL	Secondary School	21	GW	14	4	526	1 388 750	60 480	1 449 230
700270934	THUTO LEHAKWE SECONDARY SCHOOL (EX MERCER PRIVATE)	Secondary School	21	GW	17	4	524	1 510 960	70 560	1 581 520
700270033	TOEKOMSRUS PRIMARY SCHOOL	Primary School	21	GW	42	13	1151	1 177 660	60 480	1 238 140
700252015	TSAKANI PRIMARY SCHOOL	Primary School	21	GW	40	9	1203	954 450	40 320	994 770
700252023	TSHOITSEGA PUBLIC SCHOOL	Primary School	21	GW	10	2	312	969 600	50 400	1 020 000
700271130	TSHIBOGA PRIMARY SCHOOL	Primary School	21	GW	38	10	1231	1 183 720	40 320	1 224 040
700271148	TSWASONG SECONDARY SCHOOL	Secondary School	21	GW	14	4	517	1 480 660	70 560	1 551 220
700271155	TSWELELO PRIMARY SCHOOL	Primary School	21	GW	33	6	1130	857 490	40 320	897 810
700252054	UNITY PRIMARY SCHOOL	Primary School	21	GW	26	7	968	942 330	40 320	982 650
700932331	WEDELA PRIMARY SCHOOL	Primary School	21	GW	8	3	301	680 740	30 240	710 980
700932332	WEDELA TECHNICAL SECONDARY SCHOOL	Secondary School	21	GW	38	2	1159	709 020	30 240	739 260
700252114	WEST RAND PRIMARY MINE SCHOOL	Primary School	21	GW	47	11	1369	982 730	40 320	1 023 050
700271205	WESTERN AREA PRIMARY MINE SCHOOL	Primary School	21	GW	41	11	1376	268 660	10 080	278 740
700932347	XHOBANI PRIMARY SCHOOL	Primary School	21	GW	31	7	970	719 120	30 240	749 360
700121210	ALTMONT TECHNICAL HIGH SCHOOL	Secondary School	21	GW	23	6	997	1 035 250	50 400	1 085 650
700110528	AURORA GIRLS HIGH SCHOOL	Secondary School	21	GW	24	5	964	618 120	30 240	648 360
700110536	BASANI PRIMARY SCHOOL	Primary School	21	GW	50	11	1501	1 280 680	60 480	1 341 160
700121236	BHUKULANI SECONDARY SCHOOL	Secondary School	21	JC	34	7	834	492 880	20 160	513 040
700120014	BOEKENHOUT PRIMARY SCHOOL	Primary School	21	JC	25	6	921	1 190 790	50 400	1 241 190
700110577	BUSISWE PRIMARY SCHOOL	Primary School	21	JC	18	2	666	346 430	10 080	356 510
700120022	CAVENDISHSTRAAT PRIMARY SCHOOL	Primary School	21	JC	38	2	1053	1 342 290	60 480	1 402 770
700132043	DALIWONGA SECONDARY SCHOOL	Secondary School	21	JC	8	2	290	1 296 840	60 480	1 357 320
700110577	DIKGABANE PRIMARY SCHOOL	Primary School	21	JC	24	6	760	444 400	20 160	464 560
700121269	DIKWANKWETLA PRIMARY SCHOOL	Primary School	21	JC	27	4	1067	691 850	30 240	722 090
700105885	DONALDSON PRIMARY SCHOOL	Primary School	21	JC	17	5	593	957 480	40 320	997 800
700105893	DODI PRIMARY SCHOOL	Primary School	21	JC	38	6	803	247 450	10 080	257 530
700132094	DONALDSON PRIMARY SCHOOL	Primary School	21	JC	15	11	1190	861 530	40 320	901 850
700110601	DR BW VILAKAZI SECONDARY SCHOOL	Secondary School	21	JC	39	10	1205	569 640	20 160	589 800
700110619	EBUHLIENI PRIMARY SCHOOL	Primary School	21	JC	10	3	330	1 182 710	70 560	1 253 270

EMIS Number	Name of School	Primary/Secondary	Section 2021	District	No of Educators	No of non-Educators	No. of Learners	Main Appropriation	Adjustment	Adjusted Appropriation
700121277	EKUPHUMELENI PRIMARY SCHOOL	Primary School	21 JC	JC	9	2	354	500 960	20 160	521 120
700120030	ELDOMANE PRIMARY SCHOOL	Primary School	21 JC	JC	31	8	1184	1 189 780	50 400	1 240 180
700120071	ELDORADO PARK PRIMARY SCHOOL	Primary School	21 JC	JC	13	3	478	949 400	40 320	989 720
700121285	EMADLEWENI PRIMARY SCHOOL	Primary School	21 JC	JC	24	7	945	266 640	10 080	276 720
700110635	EMATHAENI PRIMARY SCHOOL	Primary School	21 JC	JC	8	3	192	281 590	10 080	271 670
700110643	EMDENI SECONDARY SCHOOL	Secondary School	21 JC	JC	21	4	876	958 490	40 320	998 810
700132175	EMISEBENI JUNIOR PRIMARY SCHOOL	Primary School	21 JC	JC	14	3	534	303 000	10 080	313 080
700110650	EMISEN PRIMARY SCHOOL	Primary School	21 JC	JC	45	10	1300	535 300	30 240	565 540
700110658	ENKANYEZINI PRIMARY SCHOOL	Primary School	21 JC	JC	30	7	1098	316 130	10 080	326 210
700121319	ENTANDWENI PRIMARY SCHOOL	Primary School	21 JC	JC	13	4	535	1 089 560	60 480	1 150 070
700110676	ESTHEBENI PRIMARY SCHOOL	Primary School	21 JC	JC	29	8	1090	581 760	30 240	612 000
700120113	EW HOBBS PRIMARY SCHOOL	Primary School	21 JC	JC	37	7	1147	659 976	20 160	680 136
700252833	FARANANI PRIMARY SCHOOL	Primary School	21 JC	JC	37	12	1378	1 587 720	70 560	1 658 280
700120139	FLORIDALAAN PRIMARY SCHOOL	Primary School	21 JC	JC	12	3	384	1 121 000	50 400	1 171 500
700110692	FONTANUS COMPREHENSIVE SECONDARY SCHOOL	Secondary School	21 JC	JC	12	2	307	624 160	30 240	654 420
700402024	FREEDOM PARK PRIMARY SCHOOL	Primary School	21 JC	JC	12	3	518	1 671 550	70 560	1 742 110
700400063	FREEDOM PRIMARY SCHOOL	Primary School	21 JC	JC	8	2	302	1 643 270	70 560	1 713 830
700120170	HEERENGRACHT PRIMARY SCHOOL	Primary School	21 JC	JC	41	12	1566	837 290	40 320	877 610
700110726	HITKANI PRIMARY SCHOOL	Primary School	21 JC	JC	32	10	1231	825 170	40 320	865 490
700121350	HLAKANIPANI PRIMARY SCHOOL	Primary School	21 JC	JC	35	9	1370	588 630	30 240	619 070
700121362	IBHONGO SECONDARY SCHOOL	Secondary School	21 JC	JC	25	7	920	856 480	40 320	896 800
700110734	IGUGU PRIMARY SCHOOL	Primary School	21 JC	JC	15	3	608	187 860	10 080	197 940
700132282	KWIEZI PRIMARY SCHOOL	Primary School	21 JC	JC	13	2	313	292 900	10 080	302 980
700111435	IMPUMELELO JUNIOR PRIMARY SCHOOL	Primary School	21 JC	JC	22	5	840	128 270	10 080	138 350
700121418	ISIPHO PRIMARY SCHOOL	Primary School	21 JC	JC	24	6	944	187 860	10 080	197 940
700132290	ISEKO PRIMARY SCHOOL	Primary School	21 JC	JC	29	5	848	405 070	20 160	425 170
700110759	ISULILE PRIMARY SCHOOL	Primary School	21 JC	JC	17	3	607	1 135 240	50 400	1 185 640
700132308	ITEKENG PRIMARY SCHOOL	Primary School	21 JC	JC	2	2	66	505 000	20 160	525 160
700110775	ITEMOGELE PRIMARY SCHOOL	Primary School	21 JC	JC	37	5	1106	1 032 220	50 400	1 082 620
700121434	JABAVULOS PRIMARY SCHOOL	Primary School	21 JC	JC	34	7	1199	153 520	10 080	163 600
700110791	KARABO PRIMARY SCHOOL	Primary School	21 JC	JC	5	2	285	223 210	10 080	233 290
700110809	KGATELOPELE PRIMARY SCHOOL	Primary School	21 JC	JC	10	3	365	296 940	10 080	307 020
700121467	KHOLWANI PRIMARY SCHOOL	Primary School	21 JC	JC	22	6	844	382 790	20 160	402 950
700110825	KHOTOSO PRIMARY SCHOOL	Primary School	21 JC	JC	4	3	215	171 700	10 080	181 780
700110833	KHULANI PRIMARY SCHOOL	Primary School	21 JC	JC	15	3	467	311 080	10 080	321 160
700110841	KHUTHALA PRIMARY SCHOOL	Primary School	21 JC	JC	7	2	173	248 460	10 080	258 540
700110866	KING ZWELITHINI PRIMARY SCHOOL	Primary School	21 JC	JC	13	3	340	364 510	10 080	374 590
700120188	KUPSPRUIT-WES SECONDARY SCHOOL	Secondary School	21 JC	JC	28	8	1054	967 680	40 320	1 008 000
700120186	KLIPTOWN PRIMARY SCHOOL	Primary School	21 JC	JC	13	3	498	654 480	30 240	684 720
700110510	KWADEKENDJALE SECONDARY SCHOOL	Secondary School	21 JC	JC	8	2	136	1 209 960	50 400	1 260 360
700120202	LAKEVIEW PRIMARY SCHOOL	Primary School	21 JC	JC	8	2	260	728 210	30 240	758 450
700120212	LANGEVALE SECONDARY SCHOOL	Secondary School	21 JC	JC	8	2	300	1 467 530	70 560	1 538 090
700110874	LAVELA SECONDARY SCHOOL	Secondary School	21 JC	JC	11	3	401	1 322 950	60 480	1 383 430
700121475	LEIHO PRIMARY SCHOOL	Primary School	21 JC	JC	5	3	190	308 050	10 080	318 130
700110882	LEITSHIBOLO PRIMARY SCHOOL	Primary School	21 JC	JC	10	3	297	346 430	10 080	356 510
700132381	LEKANG PRIMARY SCHOOL	Primary School	21 JC	JC	13	3	529	468 940	20 160	489 100
700121481	LETARE SECONDARY SCHOOL	Secondary School	21 JC	JC	42	10	1449	977 860	40 320	1 018 000
700121509	LILYDALE PRIMARY SCHOOL	Primary School	21 JC	JC	25	6	987	272 700	10 080	282 780

EMIS Number	Name of School	Section 2021	District	No of Educators	No of non-Educators	No. of Learners	Main Appropriation	Adjustment	Adjusted Appropriation
700110924	LO ITEKILE PRIMARY SCHOOL	21 JC	JC	24	7	936	238 360	10 080	248 440
700132431	LOBONE SECONDARY SCHOOL	21 JC	JC	18	4	1019	211 090	10 080	221 170
700110940	LUMELANG PRIMARY SCHOOL	21 JC	JC	42	10	1416	406 020	20 160	426 180
700110957	LUYOLO PRIMARY SCHOOL	21 JC	JC	41	6	1187	322 190	10 080	332 270
700121525	MAFORIMPHALELE COMPREHENSIVE SCHOOL	21 JC	JC	10	2	306	572 670	20 160	592 830
700110973	MAMBO PRIMARY SCHOOL	20 JC	JC	10	4	349	304 010	10 080	314 090
700110989	MAPETLA HIGH SCHOOL	21 JC	JC	15	3	464	1 092 820	50 400	1 143 220
700111005	MARA PRIMARY SCHOOL	21 JC	JC	21	0	822	284 820	20 160	304 980
700111021	MERAKEE PRIMARY SCHOOL	21 JC	JC	7	2	226	344 410	10 080	354 490
700120246	MILNERTON PRIMARY SCHOOL	21 JC	JC	13	7	212	785 780	40 320	826 100
700120253	MISSOURILAN SECONDARY SCHOOL	21 JC	JC	12	3	383	1 508 940	70 560	1 579 500
700132498	MNOCUBE SECONDARY SCHOOL	21 JC	JC	9	2	294	634 280	30 240	664 520
700121558	MOCHECHONONO PRIMARY SCHOOL	21 JC	JC	19	4	586	240 380	10 080	250 460
700111082	MCHATO PRIMARY SCHOOL	21 JC	JC	8	2	305	182 610	10 080	172 690
700132522	MCHLODING PRIMARY SCHOOL	21 JC	JC	37	8	1125	70 700	10 080	80 780
700132548	MOKOROTLO PRIMARY SCHOOL	21 JC	JC	26	2	302	307 040	10 080	317 120
700132555	MOLAIISA PRIMARY SCHOOL	21 JC	JC	18	5	813	438 340	20 160	458 500
700121574	MOLETSANE SECONDARY SCHOOL	21 JC	JC	26	6	1116	1 227 150	50 400	1 277 550
700111070	MONTSHIWA PRIMARY SCHOOL	21 JC	JC	43	10	1453	318 150	10 080	328 230
700111088	MORITING PRIMARY SCHOOL	21 JC	JC	24	9	454	400 970	20 160	421 130
700132571	MORRIS ISAACSON SECONDARY SCHOOL	21 JC	JC	6	2	418	1 284 720	60 480	1 345 200
700121590	MOTJOLI PRIMARY SCHOOL	21 JC	JC	5	2	179	400 970	20 160	421 130
700111096	MOTSANEENG PRIMARY SCHOOL	21 JC	JC	5	2	137	216 140	10 080	226 220
700111104	MVELEDZANDIVHO PRIMARY SCHOOL	21 JC	JC	2	2	90	804 970	40 320	845 290
700121616	MXOLISI PRIMARY SCHOOL	21 JC	JC	9	3	305	242 400	10 080	252 480
700111112	NALEDI SECONDARY SCHOOL	21 JC	JC	16	3	453	747 400	30 240	777 640
700111138	NGHUNGHUNYANI COMPREHENSIVE	21 JC	JC	28	11	1669	817 050	30 240	847 290
700121632	NKHOLI PRIMARY SCHOOL	21 JC	JC	10	3	334	369 660	10 080	379 740
700132639	NKA THUTO PRIMARY SCHOOL	21 JC	JC	46	11	1207	478 740	20 160	498 900
700121640	NONTO PRIMARY SCHOOL	21 JC	JC	26	8	796	209 070	10 080	219 150
700111153	PHIRI PRIMARY SCHOOL	21 JC	JC	35	3	337	454 500	20 160	474 660
700111179	PHUTHALUSHAKA PRIMARY SCHOOL	21 JC	JC	7	2	1016	1 047 370	50 400	1 097 770
700111195	PRUDENS SECONDARY SCHOOL	21 JC	JC	27	4	563	395 920	20 160	416 080
700121723	REUTLWILE JUNIOR SECONDARY SCHOOL	21 JC	JC	25	5	841	389 960	20 160	410 120
700112237	SEANA MARENA SECONDARY SCHOOL	21 JC	JC	4	2	97	1 377 640	60 480	1 438 120
70011245	SEDIATHUTO PRIMARY SCHOOL	20 JC	JC	13	6	434	94 940	10 080	105 020
700121731	SEFIKA PRIMARY SCHOOL	21 JC	JC	18	4	426	721 140	30 240	751 380
700112252	SEKANONTOME SECONDARY SCHOOL	20 JC	JC	22	6	819	734 270	30 240	764 510
700121749	SEKWATI PRIMARY SCHOOL	21 JC	JC	42	12	1245	157 560	10 080	167 640
700112260	SENAONANE SECONDARY SCHOOL	21 JC	JC	28	6	1015	1 475 610	70 560	1 546 170
700132636	SHALOMMANNE PRIMARY SCHOOL	21 JC	JC	16	4	415	260 560	10 080	270 640
700112278	SIBONGILE PRIMARY SCHOOL	21 JC	JC	53	13	1469	672 660	30 240	702 900
700112266	SIWULELENI PRIMARY SCHOOL	21 JC	JC	25	6	1023	564 590	10 080	574 670
700121756	SIVAJUMA PRIMARY SCHOOL	21 JC	JC	43	3	414	200 960	10 080	211 070
700132669	SIZAWANI PRIMARY SCHOOL	21 JC	JC	43	12	1258	488 840	20 160	509 000
700113328	TETELO SECONDARY SCHOOL	21 JC	JC	19	5	718	1 271 590	60 480	1 332 070

EMIS Number	Name of School	Primary/Secondary	Section 2021	District	No of Educators	No of non-Educators	No. of Learners	2013/14		Adjusted Appropriation
								Main Appropriation	Adjustment	
70011336	THABA TSEHELO PRIMARY SCHOOL	Primary School	21 JC	21 JC	24	7	763	323 200	10 080	333 280
70011351	THATHANI PRIMARY SCHOOL	Primary School	21 JC	21 JC	47	13	1245	365 530	20 160	375 690
70011914	THOLIFUNDO PRIMARY SCHOOL	Primary School	21 JC	21 JC	9	2	888 800	40 320	40 320	529 120
700132159	THUBELHLE INTERMEDIATE SCHOOL	Secondary School	21 JC	21 JC	44	10	1305	364 910	10 080	404 990
70011385	THULANI PRIMARY SCHOOL	Primary School	21 JC	21 JC	49	10	1455	569 640	30 240	599 880
700121814	THUSANANG PRIMARY SCHOOL	Primary School	21 JC	21 JC	15	4	559	450 460	20 160	470 620
70011393	TAKENI PRIMARY SCHOOL	Primary School	21 JC	21 JC	6	3	194	321 180	10 080	331 260
700133181	TALHATLOGANG JUNIOR SECONDARY SCHOOL	Secondary School	21 JC	21 JC	43	4	478	936 270	40 320	976 590
700121830	TLOHOHELO PRIMARY SCHOOL	Primary School	21 JC	21 JC	40	8	1671	333 300	10 080	343 380
700133207	TSEBELISANONG PRIMARY SCHOOL	Primary School	21 JC	21 JC	9	2	322	269 870	10 080	299 950
700133215	TSHEDWOSHO-MEHLALENG PRIM	Primary School	21 JC	21 JC	35	9	805	324 210	10 080	334 290
700114119	TSHLIDZI PRIMARY SCHOOL	Primary School	21 JC	21 JC	9	2	353	525 200	20 160	545 360
700121855	USINDISO PRIMARY SCHOOL	Primary School	21 JC	21 JC	39	10	1232	462 880	20 160	513 040
700133264	VUKANI PRIMARY SCHOOL	Primary School	21 JC	21 JC	12	4	334	556 510	30 240	586 750
700133280	VUKAZENZELE PRIMARY SCHOOL	Primary School	21 JC	21 JC	16	4	539	291 860	10 080	301 970
70011443	VUSISIZWE PRIMARY SCHOOL	Primary School	21 JC	21 JC	12	4	438	642 360	30 240	672 600
700114450	VUWANI SECONDARY SCHOOL	Secondary School	21 JC	21 JC	9	3	308	1 570 550	70 560	1 641 110
70011468	ZIBAMBELE PRIMARY SCHOOL	Primary School	21 JC	21 JC	32	9	1165	580 750	30 240	610 990
700114476	ZOLA PRIMARY SCHOOL	Primary School	21 JC	21 JC	32	8	1139	539 340	20 160	559 500
700152009	ALEXANDRA SECONDARY SCHOOL	Secondary School	21 JE	21 JE	8	2	236	1 787 700	70 560	1 858 260
700150011	ALLANRIDGE SECONDARY SCHOOL	Secondary School	21 JE	21 JE	8	2	302	2 408 850	70 560	2 479 410
700260653	BONWELONG PRIMARY SCHOOL	Primary School	21 JE	21 JE	18	4	645	1 608 930	70 560	1 679 490
700152041	BOVET PRIMARY SCHOOL	Primary School	21 JE	21 JE	53	13	1461	1 322 060	60 480	1 382 570
700152058	CARTER PRIMARY SCHOOL	Primary School	21 JE	21 JE	30	7	849	1 066 860	50 400	1 117 260
700152082	DR.KNAK PRIMARY SCHOOL	Primary School	21 JE	21 JE	30	7	883	1 142 310	50 400	1 192 710
700400080	DR.MATHOLE MOTSHEKA PRIMARY SCHOOL	Primary School	21 JE	21 JE	18	4	693	1 469 850	70 560	1 570 410
70040205	DRAKE KOKA PRIMARY SCHOOL	Primary School	21 JE	21 JE	14	3	497	1 561 460	70 560	1 632 020
700152090	EAST BANK HIGH SCHOOL	Secondary School	21 JE	21 JE	43	12	1548	1 769 520	70 560	1 840 080
700260695	EBOMINI PRIMARY SCHOOL	Primary School	21 JE	21 JE	28	8	1156	2 273 510	70 560	2 344 070
700261701	EBONY PARK PRIMARY SCHOOL	Primary School	21 JE	21 JE	34	8	920	2 136 150	70 560	2 206 710
700152108	EKUKHANYISWENI PRIMARY SCHOOL	Primary School	21 JE	21 JE	20	4	737	1 088 480	50 400	1 108 880
700152116	EMFUNDISWENI PRIMARY SCHOOL	Primary School	21 JE	21 JE	23	3	841	1 119 060	50 400	1 169 460
700260760	EQUINISWENI SECONDARY SCHOOL	Secondary School	21 JE	21 JE	22	6	874	2 445 210	70 560	2 515 770
700130344	FAIRVIEW JUNIOR SCHOOL	Primary School	21 JE	21 JE	31	7	1138	520 150	20 160	540 310
700400206	GIDEON RAMBUWANI PRIMARY SCHOOL	Primary School	21 JE	21 JE	15	3	544	1 229 170	60 480	1 289 650
700152132	GORDON PRIMARY SCHOOL	Primary School	21 JE	21 JE	20	4	749	982 730	60 480	1 043 210
700152140	IKAGE PRIMARY SCHOOL	Primary School	21 JE	21 JE	58	16	2309	1 125 140	60 480	1 185 620
700152173	ITHUTE PRIMARY SCHOOL	Primary School	21 JE	21 JE	60	16	2055	1 273 610	60 480	1 334 090
700400009	IVORY PARK SECONDARY SCHOOL	Secondary School	21 JE	21 JE	28	8	1012	1 230 180	60 480	1 290 660
700260688	IVORY PARK PRIMARY SCHOOL	Primary School	21 JE	21 JE	27	5	1074	2 193 720	70 560	2 264 280
700400402	J.B. MATABANE SECONDARY SCHOOL	Secondary School	20 JE	20 JE	72	0	2292	1 784 670	70 560	1 855 230
700400078	KAALFONTein PRIMARY SCHOOL	Primary School	21 JE	21 JE	16	3	592	1 106 960	50 400	1 157 360
700400347	KAALFONTein SECONDARY SCHOOL	Secondary School	21 JE	21 JE	21	4	673	1 834 160	70 560	1 904 720
700261719	KANANA PRIMARY SCHOOL	Primary School	21 JE	21 JE	15	6	841	1 530 150	70 560	1 600 710
700152207	KWABHEKILANGA SECONDARY SCHOOL	Secondary School	21 JE	21 JE	33	9	1312	2 382 660	70 560	2 453 220
700401590	MAPHUTHA SECONDARY SCHOOL	Secondary School	21 JE	21 JE	33	7	965	1 619 030	70 560	1 689 590
700400076	MAYIBUYE PRIMARY SCHOOL	Primary School	21 JE	21 JE	26	7	946	1 362 490	60 480	1 422 970
700261081	MIKATEKA PRIMARY SCHOOL	Primary School	21 JE	21 JE	16	13	1826	1 945 260	70 560	2 015 820
700152264	MINERVA SECONDARY SCHOOL	Secondary School	21 JE	21 JE	30	4	549	2 085 650	70 560	2 156 210
700400079	MPUMELELO PRIMARY SCHOOL	Primary School	21 JE	21 JE	38	10	1220	1 400 870	60 480	1 461 350
700400079	MPUMELELO PRIMARY SCHOOL	Primary School	21 JE	21 JE	38	13	1115	2 272 500	70 560	2 343 060

EMIS Number	Name of School	Primary/Secondary	Section 2021	District	No. of Educators	No. of non-Educators	No. of Learners	Main Appropriation	Adjustment	Adjusted Appropriation
70026989	P. S. TSOSANE PRIMARY SCHOOL	Primary School	21 JE		33	9	1216	1 843 250	70 950	1 913 810
700152298	PHOLOSHO PRIMARY SCHOOL	Primary School	21 JE		34	8	1314	952 430	40 320	992 750
700400128	PONELOPE ORACLE SECONDARY SCHOOL	Secondary School	21 JE		40	11	1687	1 220 080	50 400	1 270 480
700152314	REALO SECONDARY SCHOOL	Secondary School	21 JE		57	15	2032	1 801 840	70 950	1 972 400
700281107	REBONWE PRIMARY SCHOOL	Primary School	21 JE		37	12	1314	2 000 910	70 950	2 071 370
700152322	RIVERSANDS PRIMARY FARM SCHOOL	Primary School	20 JE		55	15	2092	640 340	30 240	670 980
700400399	SEDI LAKA PRIMARY SCHOOL	Primary School	20 JE		49	0	1779	1 036 260	50 400	1 086 660
700152330	SEFKENG PRIMARY SCHOOL	Primary School	21 JE		17	4	550	484 900	20 160	505 060
700152355	SKEEN PRIMARY SCHOOL	Primary School	21 JE		20	4	787	1 227 150	60 480	1 287 630
700400115	TSOLOSO YA AFRICA SECONDARY SCHOOL	Secondary School	20 JE		33	7	1033	1 525 100	70 950	1 595 660
700400400	TSWELOPELE SECONDARY SCHOOL	Secondary School	20 JE		56	11	1690	870 620	40 320	910 940
700261420	UMQHELE SECONDARY SCHOOL	Secondary School	21 JE		48	13	1937	1 919 000	70 950	1 989 950
700152421	ZENZELE PRIMARY SCHOOL	Primary School	21 JE		15	4	579	1 249 370	60 480	1 309 850
700131605	AB XUMA PRIMARY SCHOOL	Primary School	21 JUN		39	7	1077	768 960	30 240	799 200
700140392	BAPEDI PRIMARY SCHOOL	Primary School	21 JUN		36	7	1141	520 150	20 160	540 310
700121228	BATSOGLE PRIMARY SCHOOL	Primary School	21 JUN		12	3	428	284 820	10 080	294 900
700131953	BETHANTH COMBINED	Primary School	21 JUN		12	4	538	278 760	20 160	298 920
700152333	BLAIR ATHOLL PRIMARY FARM SCHOOL	Primary School	21 JUN		21	6	821	580 750	20 160	600 910
700140400	BOEPAKITSO PRIMARY SCHOOL	Primary School	21 JUN		18	4	545	873 660	40 320	913 970
700131961	BONA COMPREHENSIVE SCHOOL	Secondary School	21 JUN		20	5	802	762 990	30 240	793 230
700140418	BOPANANG PRIMARY SCHOOL	Primary School	21 JUN		17	4	655	414 100	20 160	434 260
700140426	BOPASENATLA SECONDARY SCHOOL	Secondary School	21 JUN		53	15	1576	602 970	20 160	623 130
700400179	COSMO CITY JUNIOR PRIMARY SCHOOL	Primary School	21 JUN		37	8	1276	1 224 120	60 480	1 284 600
700400178	COSMO CITY PRIMARY NO 1 SCHOOL	Primary School	21 JUN		18	5	816	1 041 310	50 400	1 091 710
700400180	COSMO CITY SECONDARY SCHOOL	Secondary School	20 JUN		15	4	522	870 620	40 320	910 940
700400391	COSMO CITY SECONDARY SCHOOL NO.3	Secondary School	20 JUN		8	5	297	905 970	40 320	946 290
700400012	COSMO CITY WEST PRIMARY SCHOOL	Primary School	20 JUN		34	8	1200	1 295 630	60 480	1 356 310
700133470	CROWN REEF PRIMARY MINE SCHOOL	Primary School	21 JUN		11	2	260	342 390	10 080	352 470
700140434	DIEPDALE SECONDARY SCHOOL	Secondary School	21 JUN		16	3	602	802 950	30 240	833 190
700400010	DIEPSLOOT COMBINED SCHOOL	Secondary School	21 JUN		19	5	687	1 434 200	70 950	1 504 760
700400423	DIEPSLOOT PRIMARY SCHOOL	Primary School	20 JUN		19	5	1078	1 318 060	60 480	1 378 530
700400424	DIEPSLOOT SECONDARY SCHOOL NO. 2	Secondary School	20 JUN		23	5	876	865 570	40 320	905 890
700400149	DIEPSLOOT WEST SECONDARY SCHOOL	Secondary School	20 JUN		31	7	780	970 610	40 320	1 010 930
700132068	DITAU PRIMARY SCHOOL	Primary School	21 JUN		14	0	394	297 960	10 080	308 030
700132076	DITAWANA PRIMARY SCHOOL	Primary School	21 JUN		18	5	558	488 040	20 160	428 200
700140442	DUMEZWENI PRIMARY SCHOOL	Primary School	21 JUN		27	7	970	490 860	20 160	511 020
700140467	EKUTHULENI PRIMARY SCHOOL	Primary School	21 JUN		18	5	732	707 000	30 240	737 240
700140475	ELITHENI PRIMARY SCHOOL	Primary School	21 JUN		28	8	1112	143 420	10 080	153 500
700130310	EMWARENTIA PRIMARY SCHOOL	Primary School	21 JUN		29	8	927	254 015	60 480	314 495
700121301	EMSHUKANTAMBO SECONDARY SCHOOL	Secondary School	21 JUN		22	6	854	1 318 060	60 480	1 378 530
700140517	FIDELITAS COMPREHENSIVE S.	Primary School	21 JUN		27	6	1113	309 060	10 080	319 140
700140515	FIDELITAS COMPREHENSIVE S.	Primary School	21 JUN		26	2	984	1 191 800	50 400	1 242 200
700140525	FONS LUMINIS SECONDARY SCHOOL	Secondary School	21 JUN		10	2	329	1 387 740	60 480	1 448 220
700140611	GR HARRIS PRIMARY SCHOOL	Primary School	21 JUN		18	3	746	360 570	10 080	370 650
700140558	IKANENG PRIMARY SCHOOL	Primary School	21 JUN		23	7	854	1 041 310	50 400	1 091 710
700140590	INKENKWEZI PRIMARY SCHOOL	Primary School	21 JUN		23	6	864	1 315 020	60 480	1 375 500
700140608	IPLOKENG PRIMARY SCHOOL	Primary School	21 JUN		10	3	280	549 440	20 160	569 600
700152161	ITHELE-ZENZELE COMPREHENSIVE SCHOOL	Secondary School	21 JUN		26	3	795	940 310	40 320	980 630
700132332	JOB RATHIBE PRIMARY SCHOOL	Secondary School	21 JUN		33	8	1289	860 520	40 320	900 840
700140616	JIS MPANZA PRIMARY SCHOOL	Primary School	21 JUN		29	8	1089	327 240	10 080	337 320

EMIS Number	Name of School	Primary/Secondary	Section 20/21	District	No. of Educators	No. of non-Educators	No. of Learners	Main Appropriation	Adjustment	Adjusted Appropriation
700121459	KHANDUBUHLE PRIMARY SCHOOL	Primary School	21 JN		44	10	1238	235 330	10 080	245 410
700140640	KHOMANANI PRIMARY SCHOOL	Primary School	21 JN		17	5	618	838 300	40 320	878 620
700159223	KWENA MOLAPO COMPREHENSIVE FARM SCHOOL	Secondary School	21 JN		10	3	333	989 800	40 320	1 030 120
700140228	LAERSKOOI CLAREMONT	Primary School	21 JN		33	7	868	748 410	30 240	778 650
700132389	LERATONG PRIMARY SCHOOL	Primary School	21 JN		32	9	1318	601 980	30 240	632 220
700132407	LERESCHE PRIMARY SCHOOL	Primary School	21 JN		15	2	620	405 010	20 160	425 170
700400421	LON PARK PRIMARY	Primary School	20 JN		15	5	527	483 790	20 160	503 950
700132449	LOPENTSE GIRLS HIGH SCHOOL	Secondary School	21 JN		51	12	911	966 570	40 320	1 006 890
700132456	LUKHLOWENI PRIMARY SCHOOL	Primary School	21 JN		24	6	849	541 380	20 160	561 520
700121517	LULAMA PRIMARY SCHOOL	Primary School	21 JN		37	9	1071	295 930	10 080	306 010
700140756	MADIBANE COMPREHENSIVE SCHOOL	Secondary School	21 JN		9	3	392	281 790	10 080	291 870
700140764	MANGWELLE PRIMARY SCHOOL	Primary School	21 JN		22	3	224	326 230	10 080	336 310
700152157	MASAKHANE, TSWELELOPELE FS-EX IMPUMELELO ZANDSPRUIT	Primary School	21 JN		22	6	794	835 270	40 320	875 590
700121541	MDELWA HLONGWANE PRIMARY SCHOOL	Primary School	21 JN		30	6	892	670 640	30 240	700 880
700152827	MUSENGA VHADZINU PRIMARY SCHOOL	Primary School	20 JN		21	5	708	1 411 980	60 480	1 472 460
700121608	MUSI COMPREHENSIVE	Secondary School	21 JN		16	4	527	1 114 030	50 400	1 164 430
700152454	MUZOMUHLE	Primary School	21 JN		25	6	975	2 033 130	70 560	2 103 690
700140948	NAMEDI SECONDARY SCHOOL	Secondary School	21 JN		16	5	652	909 000	40 320	949 320
700140855	NANDI PRIMARY SCHOOL	Primary School	21 JN		17	4	667	364 610	10 080	374 690
700141200	NEWCLARE PRIMARY SCHOOL	Primary School	21 JN		23	6	849	1 047 370	50 400	1 097 770
700132670	ORLANDO SECONDARY SCHOOL	Secondary School	21 JN		16	4	644	1 498 840	70 560	1 569 400
700232074	PARADISE BEND PRIMARY SCHOOL	Primary School	21 JN		10	4	443	1 092 820	50 400	1 143 220
700121673	PAUL MOSAKA PRIMARY SCHOOL	Primary School	21 JN		12	3	303	670 640	30 240	700 880
700121707	PIWVILLE PRIMARY SCHOOL	Primary School	21 JN		9	2	319	325 220	10 080	335 300
700121715	PROGRESS COMPREHENSIVE SCHOOL	Secondary School	21 JN		16	9	863	1 361 480	70 560	1 432 020
700140889	QHOGOSHEANE PRIMARY SCHOOL	Primary School	21 JN		19	5	750	354 510	10 080	364 590
700400237	RESHOMILE PRIMARY SCHOOL	Primary School	20 JN		31	8	722	1 188 780	50 400	1 240 180
700140103	RIVERLEA PRIMARY SCHOOL	Primary School	21 JN		26	8	974	947 380	40 320	987 700
700140111	RIVERLEA SECONDARY SCHOOL	Secondary School	21 JN		39	10	1412	940 310	40 320	980 630
700132802	SELEKELA SECONDARY SCHOOL	Secondary School	21 JN		21	6	822	957 480	40 320	997 800
700132910	SELOPE-HEMA PRIMARY SCHOOL	Primary School	21 JN		32	7	970	435 310	20 160	455 470
700400210	SGODIPHOLA SECONDARY SCHOOL	Secondary School	21 JN		24	4	1094	847 390	40 320	887 710
700152363	ST ANSGAR'S COMBINED SCHOOL	Secondary School	21 JN		8	3	258	885 770	40 320	926 090
700141192	T. C. ESTERHUYSEN PRIMARY SCHOOL	Primary School	21 JN		10	3	365	639 330	30 240	669 570
700121738	THABA-JABULA SECONDARY SCHOOL	Secondary School	21 JN		20	4	658	1 227 150	50 400	1 277 550
700140982	THABISILE PRIMARY SCHOOL	Primary School	21 JN		9	3	314	354 510	10 080	364 590
700133132	THEMBALHLE PRIMARY SCHOOL	Primary School	21 JN		51	11	1287	782 750	40 320	823 070
700121806	THEMBU PRIMARY SCHOOL	Primary School	21 JN		11	5	330	331 280	10 080	341 360
700400211	TRISANO - MMOGO JUNIOR SECONDARY SCHOOL	Primary School	21 JN		24	5	811	1 284 720	60 480	1 345 200
700141028	TYANI PRIMARY SCHOOL	Secondary School	21 JN		55	12	1500	307 040	10 080	317 120
700121848	TSEBEDISANO PRIMARY SCHOOL	Primary School	21 JN		27	7	975	637 310	30 240	667 550
700411650	VULAMAZIBUKO PRIMARY SCHOOL	Primary School	21 JN		19	4	511	383 900	10 080	403 980
700121863	WELZIBUKO PRIMARY SCHOOL	Primary School	21 JN		28	9	1134	343 400	10 080	353 480
700141226	WILHELMINA HOSKINS PRIMARY SCHOOL	Primary School	21 JN		34	8	902	600 950	30 240	631 190
700121671	WINNIE-NGWEKAZI PRIMARY SCHOOL	Primary School	21 JN		20	0	692	819 110	40 320	859 430
700152413	WITKOPPEN COMBINED FARM SCHOOL	Primary School	21 JN		32	6	1012	918 090	40 320	958 410
700133306	ZAKHENI PRIMARY SCHOOL	Primary School	21 JN		11	3	350	346 430	20 160	366 590
700400422	ZANDSPRUIT PRIMARY SCHOOL	Primary School	20 JN		32	8	1065	774 670	30 240	804 910
700133314	ZIFUHELENI JUNIOR SECONDARY (COMB. PRIMARY) SCHOOL	Secondary School	21 JN		32	9	1232	1 020 100	40 320	1 060 420
700133322	ZITHATHELE PRIMARY SCHOOL	Primary School	21 JN		25	6	761	1 155 440	60 480	1 215 920

EMIS Number	Name of School	Primary/Secondary	Section 20/21	District	No. of Educators	No. of non-Educators	No. of Learners	Main Appropriation	Adjustment	Adjusted Appropriation
700320267	AHANANG INTERMEDIATE SCHOOL	Primary School	21 US	21 US	16	4	589	518 130	30 240	548 370
700330696	AHA-THUTO SECONDARY SCHOOL	Secondary School	21 US	21 US	42	16	1138	1 464 500	70 560	1 535 060
700110072	AZARA SECONDARY SCHOOL	Secondary School	21 US	21 US	9	3	267	1 357 440	60 480	1 417 920
700110015	DALEVIEW PRIMARY SCHOOL	Primary School	21 US	21 US	19	5	650	1 130 190	50 400	1 180 590
700330817	DUZENDELEA PRIMARY FARM SCHOOL	Primary School	21 US	21 US	10	3	346	208 060	10 080	218 140
700111623	ELETHU THEMBA PUBLIC SCHOOL	Secondary School	21 US	21 US	23	6	753	1 682 660	70 560	1 753 220
700110023	ENNERDALE SECONDARY SCHOOL	Secondary School	21 US	21 US	50	0	1386	1 364 510	60 480	1 424 990
700400394	FINE TOWN SECONDARY SCHOOL	Secondary School	21 US	21 US	23	3	808	541 360	20 160	561 520
700110981	FINETOWN PRIMARY SCHOOL	Primary School	21 US	21 US	11	3	402	1 232 200	60 480	1 292 680
700330299	GOVAN MBEKI PRIMARY SCHOOL	Primary School	21 US	21 US	24	5	968	1 276 640	60 480	1 337 120
700400106	IGUGULETHU PRIMARY SCHOOL	Primary School	20 US	20 US	26	7	1223	1 144 330	50 400	1 194 730
700400084	INKULULEKO YESIZWE PRIMARY SCHOOL	Primary School	20 US	20 US	15	8	543	1 136 270	50 400	1 186 670
700331603	INTLONIPHO PRIMARY SCHOOL	Primary School	21 US	21 US	12	12	1250	796 890	40 320	837 210
700330978	ITEMOHENG PRIMARY SCHOOL	Primary School	21 US	21 US	17	5	608	1 012 020	50 400	1 062 420
700331611	JABULILE SECONDARY SCHOOL	Secondary School	21 US	21 US	26	7	954	1 846 300	70 560	1 916 860
700110188	JANCASTER PRIMARY SCHOOL	Primary School	21 US	21 US	28	7	902	1 164 530	50 400	1 214 930
700400086	JANGALIBALLE DUBE PRIMARY SCHOOL	Primary School	20 US	20 US	6	2	202	833 250	40 320	873 570
700331628	LAUS DEO PRIMARY SCHOOL	Primary School	20 US	20 US	43	9	1540	735 260	30 240	765 500
700400208	LEHAE PRIMARY SCHOOL	Primary School	20 US	20 US	7	2	251	894 880	30 240	925 120
70030712	LESEDLA KRESTE ANGLICAN PRIMARY SCHOOL	Primary School	21 US	21 US	8	3	674	1 141 300	60 480	1 201 780
700330968	LESHATA SECONDARY SCHOOL	Secondary School	21 US	21 US	29	7	1804	1 062 520	50 400	1 112 920
700110205	MADIBA PRIMARY SCHOOL	Primary School	21 US	21 US	34	8	1265	1 772 550	70 560	1 843 110
700330865	MADUME PRIMARY SCHOOL	Primary School	21 US	21 US	48	10	1377	868 600	40 320	908 920
700320978	MFUNDO-MTOTTI PRIMARY SCHOOL	Primary School	21 US	21 US	34	8	1157	905 970	50 400	956 370
700116589	MOSES MAREN MISSION TECHNICAL SECONDARY SCHOOL	Secondary School	21 US	21 US	24	6	891	620 140	30 240	650 380
700400030	MOTHO-FOUNDATION PRIMARY SCHOOL	Primary School	21 US	21 US	23	0	826	1 019 080	40 320	1 059 410
700331082	MOYISELA PRIMARY SCHOOL	Primary School	21 US	21 US	57	11	1715	1 531 160	70 560	1 601 720
700331650	MPHETHI MAHLATI SECONDARY SCHOOL	Secondary School	20 US	20 US	28	7	1085	1 831 120	70 560	1 901 680
700331108	NOMIMI PRIMARY SCHOOL	Primary School	21 US	21 US	22	4	790	1 228 140	60 480	1 288 620
700111815	OAKDALE SECONDARY SCHOOL	Secondary School	20 US	20 US	16	4	566	1 390 770	60 480	1 451 250
700111462	OLIFANTSVLEI PRIMARY FARM SCHOOL	Primary School	21 US	21 US	27	6	1105	947 380	40 320	987 700
700331298	POHOFEDI PRIMARY SCHOOL	Primary School	21 US	21 US	21	5	862	1 215 030	60 480	1 275 510
700331168	PUDUMO PRIMARY SCHOOL	Primary School	21 US	21 US	39	8	1586	882 770	30 240	913 010
700400235	QALABOTIJA SECONDARY SCHOOL	Secondary School	20 US	20 US	33	3	861	658 520	30 240	688 760
700331173	QHAKAZANI PRIMARY SCHOOL	Primary School	20 US	20 US	40	10	1442	1 205 940	50 400	1 256 340
700331611	QOOA SECONDARY SCHOOL	Secondary School	20 US	20 US	28	7	1045	988 790	50 400	1 039 190
700331198	QOQISIZWE PRIMARY SCHOOL	Primary School	20 US	20 US	42	14	1773	776 710	30 240	806 950
700331207	RADIPABI PRIMARY SCHOOL	Primary School	21 US	21 US	21	5	862	365 620	10 080	375 700
700331215	RAPHELA SECONDARY SCHOOL	Secondary School	21 US	21 US	25	5	862	945 360	50 400	995 760
700331231	REAMOHETISOE PRIMARY SCHOOL	Primary School	21 US	21 US	25	6	925	1 458 440	50 400	1 508 840
700331249	REFALLETSE PRIMARY SCHOOL	Primary School	21 US	21 US	16	10	1705	1 106 960	50 400	1 157 360
700121004	REGENTS PARK PRIMARY SCHOOL	Primary School	21 US	21 US	15	4	544	289 870	50 400	340 270
700331546	SAKHISIZWE SECONDARY SCHOOL	Secondary School	21 US	21 US	22	6	822	1 125 140	50 400	1 175 540
700331306	SEIPONE PRIMARY SCHOOL	Primary School	21 US	21 US	34	10	1209	610 040	30 240	640 280
700110197	SOUTHVIEW HIGH SCHOOL	Secondary School	21 US	21 US	23	5	1164	1 917 990	70 560	1 988 550
700400077	STEVE BIKO PRIMARY SCHOOL	Primary School	21 US	21 US	33	9	1277	1 175 640	50 400	1 226 040
700331918	STRETFORD EXT B PRIMARY SCHOOL	Primary School	21 US	21 US	13	4	484	472 680	20 160	492 840
700331408	THAMSANQA SECONDARY SCHOOL	Secondary School	21 US	21 US	26	4	984	835 270	40 320	875 590
700331646	THETHA SECONDARY SCHOOL	Secondary School	21 US	21 US	21	5	616	1 571 560	70 560	1 642 120

EMIS Number	Name of School	Primary/Secondary	Section 2021	District	No. of Educators	No. of non-Educators	No. of Learners	2013/14	
								Main Appropriation	Adjusted Appropriation
700321554	THUSA-SETHABA SECONDARY SCHOOL	Secondary School	21 JS	21 JS	30	5	1201	1 388 550	1 429 030
700110908	THUTHUKANI-TSWELOPELE PRIMARY SCHOOL	Primary School	21 JS	21 JS	26	6	921	1 121 100	1 171 500
700331900	THSETSO-BEKEZELA PRIMARY SCHOOL	Primary School	21 JS	21 JS	20	5	768	1 348 350	1 418 910
700331447	THSEPAÑA PRIMARY SCHOOL	Primary School	21 JS	21 JS	28	5	924	1 087 770	1 148 250
700331504	VULANINDLELA SECONDARY SCHOOL	Secondary School	21 JS	21 JS	46	13	1283	1 052 420	1 102 820
700331512	VULINDLELA PRIMARY SCHOOL	Primary School	21 JS	21 JS	16	4	499	1 141 300	1 191 700
700111526	ZAKARIYYA PARK SECONDARY SCHOOL	Secondary School	21 JS	21 JS	29	8	1055	1 849 310	1 919 870
700331561	ZONKIZIWE PRIMARY SCHOOL ORANGE FARM	Primary School	21 JS	21 JS	28	7	1027	948 390	998 790
700131882	ANCHOR COMPREHENSIVE	Secondary School	21 JW	21 JW	24	0	885	790 530	821 070
700251223	BOIKANYO PRIMARY SCHOOL	Primary School	21 JW	21 JW	35	9	1036	622 160	642 320
700251256	BONAMELO PRIMARY SCHOOL	Primary School	21 JW	21 JW	16	5	570	1 342 290	1 402 770
700251272	BOTTOM PRIMARY MINE SCHOOL	Primary School	20 JW	20 JW	26	7	945	639 330	669 570
700400082	BRAAMFISHERVILLE PRIMARY SCHOOL	Primary School	20 JW	20 JW	23	6	861	1 327 140	1 387 620
700251348	DR MARY MALAHELA PRIMARY SCHOOL	Primary School	21 JW	21 JW	16	4	415	249 470	259 550
700251355	DSJ PRIMARY SCHOOL	Primary School	21 JW	21 JW	22	6	882	673 570	703 910
700251363	DURBAN DEEP PRIMARY SCHOOL	Primary School	21 JW	21 JW	51	12	1497	976 670	1 016 990
700140459	DZATA PRIMARY SCHOOL	Primary School	21 JW	21 JW	41	8	1281	233 310	243 390
700132167	EMADWALENI SECONDARY SCHOOL	Secondary School	21 JW	21 JW	16	4	620	529 240	549 400
700140483	EMELANG PRIMARY SCHOOL	Primary School	21 JW	21 JW	46	10	1458	531 260	551 420
700140491	EMPUMALANGA PRIMARY SCHOOL	Primary School	21 JW	21 JW	37	10	1321	646 100	676 640
700140609	EMZIWUBU PRIMARY SCHOOL	Primary School	21 JW	21 JW	27	9	1098	337 340	347 420
700251371	ENKOLWENI PRIMARY SCHOOL	Primary School	21 JW	21 JW	36	9	1397	426 220	446 380
700133860	ESYALWINI SECONDARY SCHOOL	Secondary School	21 JW	21 JW	25	6	917	451 470	471 630
700251405	FORTE SECONDARY SCHOOL	Secondary School	21 JW	21 JW	38	10	887	1 583 680	1 654 240
700251413	GEORGE KHOSA SECONDARY SCHOOL	Secondary School	21 JW	21 JW	31	3	1069	1 388 750	1 449 230
700400121	HARRY GWALA PRIMARY SCHOOL	Primary School	20 JW	20 JW	32	4	1907	1 388 750	1 449 230
700252056	HECTOR PETERSON PRIMARY SCHOOL	Primary School	21 JW	21 JW	53	13	1841	1 121 100	1 171 500
700140541	HLABANGANE PRIMARY SCHOOL	Primary School	21 JW	21 JW	23	7	1042	263 510	273 690
700400221	KUSASALETHU SECONDARY SCHOOL	Secondary School	20 JW	20 JW	35	9	1342	1 046 360	1 096 760
700140574	INDONI JUNIOR SECONDARY SCHOOL	Secondary School	21 JW	21 JW	17	4	566	480 760	500 920
700140582	INKONJANE JUNIOR SECONDARY SCHOOL	Secondary School	21 JW	21 JW	33	8	1336	223 210	233 290
700251462	THEMBALIHLE PRIMARY SCHOOL	Primary School	21 JW	21 JW	26	7	1033	281 890	301 970
700400214	JIB MARKS PRIMARY SCHOOL	Primary School	20 JW	20 JW	32	8	1039	1 457 430	1 527 990
700400112	JULIUS SEBOLAI PRIMARY SCHOOL	Primary School	20 JW	20 JW	6	2	217	1 145 340	1 195 740
700140624	KELOKITSO COMPREHENSIVE SCHOOL	Secondary School	21 JW	21 JW	18	6	628	982 730	1 023 050
700140632	KHINDIMUKANI JUNIOR SECONDARY SCHOOL	Secondary School	21 JW	21 JW	25	8	960	1 287 750	1 348 230
700252809	KLIP VALLEY PRIMARY SCHOOL	Primary School	20 JW	20 JW	15	4	508	1 251 790	1 322 270
700140655	KWA-MAHLOBO SECONDARY SCHOOL	Secondary School	21 JW	21 JW	13	2	654	448 440	468 600
700132373	KWA-NTSIKANA JUNIOR SECONDARY SCHOOL	Secondary School	21 JW	21 JW	23	5	564	297 950	308 030
700140673	KWA-PHALO PRIMARY SCHOOL	Primary School	21 JW	21 JW	10	3	339	244 420	254 500
700140707	LE DELEPUTSOA PRIMARY SCHOOL	Primary School	21 JW	21 JW	59	13	1481	1 304 920	1 365 400
700140715	LETSIBOGO SECONDARY SCHOOL	Secondary School	21 JW	21 JW	29	8	534	269 670	279 750
700251629	LETLILE PRIMARY SCHOOL	Primary School	20 JW	20 JW	12	3	476	440 360	460 520
700251650	MAKHORANE PRIMARY SCHOOL	Primary School	21 JW	21 JW	9	3	236	489 550	479 710
700140772	MASEKHENE PRIMARY SCHOOL	Primary School	21 JW	21 JW	41	9	1411	217 160	227 230
700140780	MATSELSO SECONDARY SCHOOL	Secondary School	21 JW	21 JW	33	9	1096	1 037 270	1 077 590
700252007	MAYIBUYE PRIMARY SCHOOL	Primary School	21 JW	21 JW	35	8	1087	1 588 530	1 639 090

EMIS Number	Name of School	Primary/Secondary	Section 20/21	District	No. of Educators	No of non-Educators	No. of Learners	2013/14		
								Main Appropriation	Adjustment	Adjusted Appropriation
700131946	MBUYISA MAKHUBU PRIMARY SCHOOL	Primary School	20	JW	8	2	190	406 020	20 160	426 180
700140947	MEADOWLANDS PRIMARY SCHOOL	Primary School	21	JW	36	7	1007	366 530	10 080	376 610
700140806	MEADOWLANDS SECONDARY SCHOOL	Secondary School	20	JW	1248	10	1115 040	50 400	50 400	1 165 440
700140814	MOKGOME SECONDARY SCHOOL	Secondary School	21	JW	20	5	420	857 490	40 320	897 810
700132963	MOLEMO PRIMARY SCHOOL	Primary School	21	JW	10	3	279	412 080	20 160	432 240
700140830	MORUTA THUTO PRIMARY SCHOOL	Primary School	21	JW	8	2	233	370 670	20 160	390 830
700400113	MOSES KOTANE PRIMARY SCHOOL	Primary School	20	JW	20	6	823	1 082 720	50 400	1 133 120
700132957	MZAMO PRIMARY SCHOOL	Primary School	21	JW	15	3	697	196 950	10 080	207 030
700400116	OBEID MOSIANE PRIMARY SCHOOL	Primary School	20	JW	24	5	746	1 360 470	60 480	1 420 950
700132888	ORLANDO WEST SECONDARY SCHOOL	Secondary School	21	JW	15	4	543	651 450	30 240	681 690
700140871	PALESA PRIMARY SCHOOL	Primary School	21	JW	15	3	637	452 480	20 160	472 640
700121699	PHAKAMANI PRIMARY SCHOOL	Primary School	21	JW	23	5	711	465 510	20 160	475 670
700132704	PHEFENI SECONDARY SCHOOL	Secondary School	21	JW	22	5	831	534 280	20 160	554 440
700251777	PJ SIMELANE SECONDARY SCHOOL	Secondary School	21	JW	19	4	705	1 373 600	60 480	1 434 080
700400220	RAYMOND MHLABA SECONDARY SCHOOL	Secondary School	20	JW	8	2	274	967 560	40 320	1 007 900
700140897	REBONGME PRIMARY SCHOOL	Primary School	21	JW	42	8	1108	387 840	20 160	408 000
700140905	RISHLE PRIMARY SCHOOL	Primary School	21	JW	15	3	433	533 280	20 160	553 440
700251819	SAMUEL MANGALA PRIMARY SCHOOL	Primary School	20	JW	31	4	1093	262 600	10 080	272 680
700132894	SAPBUSO PRIMARY SCHOOL	Primary School	21	JW	9	2	216	562 570	20 160	582 730
700251850	SEBETSA-O-THEMOPUTISO	Secondary School	21	JW	35	10	1012	1 448 340	60 480	1 508 820
700251876	SENYAMO PRIMARY SCHOOL	Primary School	21	JW	10	3	360	423 190	20 160	443 350
700132944	SHOMANG PRIMARY SCHOOL	Primary School	21	JW	39	10	1498	572 670	30 240	602 910
700140954	SIVELLE PRIMARY SCHOOL	Primary School	21	JW	10	4	447	490 860	20 160	511 020
700400240	SIYABONGA SECONDARY SCHOOL	Secondary School	20	JW	9	2	360	1 102 920	50 400	1 153 320
700133108	THABANENG PRIMARY SCHOOL	Primary School	21	JW	44	9	1190	600 950	30 240	631 190
700251942	THABANG PRIMARY SCHOOL	Primary School	21	JW	31	10	820	392 860	20 160	413 020
700133116	THABISANG PRIMARY SCHOOL	Primary School	21	JW	11	3	420	472 680	20 160	492 840
700140970	THAKHISA PRIMARY SCHOOL	Primary School	21	JW	10	2	378	265 630	10 080	275 710
700251987	THATHEZAKHO LP. SCHOOL	Primary School	21	JW	30	7	1093	515 100	20 160	535 260
700141317	THEMBALETHU PRIMARY SCHOOL	Primary School	21	JW	6	2	189	721 140	30 240	751 380
700140996	THOBEKA PRIMARY SCHOOL	Primary School	21	JW	38	10	1445	677 710	30 240	707 950
700133165	THULASIZWE PRIMARY SCHOOL	Secondary School	21	JW	38	6	635	1 046 360	50 400	1 096 760
700141002	THUTOLORE SECONDARY SCHOOL	Secondary School	21	JW	12	2	440	83 630	10 080	93 710
700141036	TYMISENI PRIMARY SCHOOL	Primary School	21	JW	28	8	1106	1 019 090	40 320	1 059 410
700141044	THOKOMELO PRIMARY SCHOOL	Primary School	21	JW	12	4	429	137 360	30 240	167 600
700141069	TOTOMENG PRIMARY SCHOOL	Primary School	21	JW	18	5	539	198 970	10 080	209 050
700228295	TSHEPISONG PRIMARY SCHOOL	Primary School	20	JW	52	11	1336	1 311 960	60 480	1 372 470
700141085	TSHRELETISO PRIMARY SCHOOL	Primary School	21	JW	42	9	1344	457 530	20 160	477 690
700140822	TSIETSI MASHINI PRIMARY SCHOOL	Primary School	21	JW	31	8	1129	362 590	20 160	382 750
700141093	TSGANG PRIMARY SCHOOL	Primary School	21	JW	31	9	1006	183 920	10 080	204 000
700141101	TSUMBEDZO PRIMARY SCHOOL	Primary School	21	JW	11	3	360	272 700	10 080	282 780
700141119	TSWELELANG PRIMARY SCHOOL	Primary School	21	JW	25	6	998	343 400	10 080	353 480
700141127	TUMANG PRIMARY SCHOOL	Primary School	21	JW	14	4	531	719 120	30 240	749 360
700141156	TUMELO PRIMARY SCHOOL	Primary School	21	JW	33	9	1195	245 430	10 080	255 510
700133462	UVUYO PRIMARY SCHOOL	Primary School	21	JW	14	3	560	665 590	30 240	695 830
700141143	VERITAS SECONDARY SCHOOL	Secondary School	20	JW	39	9	1386	272 700	10 080	282 780
700133266	VEZOKUHLE PRIMARY SCHOOL	Primary School	21	JW	11	2	432	588 630	30 240	598 870
700400238	WISEMAN CELE SECONDARY SCHOOL	Secondary School	20	JW	31	7	1150	1 143 320	50 400	1 193 720
700141166	WK WAPONYANE PRIMARY SCHOOL	Primary School	21	JW	16	1	578	539 340	20 160	559 500
700340465	BONEHA PRIMARY SCHOOL	Primary School	21	SE	13	2	465	863 550	40 320	903 870
700359063	EFFORT PRIMARY FARM SCHOOL	Primary School	21	SE	16	5	555	163 620	10 080	173 700

EMIS Number	Name of School	Primary/Secondary	Section 2021	District	No. of Educators	No. of non-Educators	No. of Learners	Main Appropriation	Adjustment	Adjusted Appropriation
700330837	EMMANUEL PRIMARY SCHOOL	Primary School	21 SE	19	4	708	563 560	30 240	281314	593 820
700340396	FOUNTAIN FIVE PRIMARY SCHOOL	Primary School	21 SE	18	5	699	1 046 360	50 400		1 096 760
700330860	ISIZWE-SET JHABA SECONDARY SCHOOL	Secondary School	21 SE	8	3	323	545 400	20 160		565 560
700330922	KGOMOCO PRIMARY SCHOOL	Primary School	21 SE	5	3	206	818 100	40 320		858 420
700340786	KUDJUNG MIDDLE SCHOOL	Secondary School	21 SE	9	3	364	168 870	10 080		198 950
700400151	LAKESIDE ESTATE PRIMARY SCHOOL	Secondary School	21 SE	30	8	1039	1 135 240	50 400		1 185 640
700330928	LEBOWA PRIMARY SCHOOL	Primary School	21 SE	66	15	1768	261 590	10 080		271 670
700330936	LEHLASEDI PRIMARY SCHOOL	Primary School	21 SE	15	3	576	578 730	30 240		608 970
700330944	LEKGA SHANDU SECONDARY SCHOOL	Secondary School	21 SE	40	8	1009	1 012 020	40 320		1 052 340
700340778	MASIZAKHE PRIMARY SCHOOL	Primary School	21 SE	39	8	1013	147 460	10 080		157 540
700331017	MAITSE STEYN PRIMARY SCHOOL	Primary School	21 SE	28	6	744	644 380	30 240		674 620
700330498	MEYERTON PRIMARY SCHOOL	Primary School	21 SE	22	4	561	535 263	60 480		595 743
700331041	MICHAEL RUA INTERMEDIATE FARM	Secondary School	21 SE	16	5	495	700 940	30 240		731 180
700331074	MOHLOI SECONDARY SCHOOL	Secondary School	21 SE	34	3	1004	1 336 230	60 480		1 396 710
700400226	NEW RATANDA SECONDARY SCHOOL	Secondary School	20 SE	43	11	1260	1 076 660	50 400		1 127 060
700331124	PAFONTEIN INTERMEDIATE	Secondary School	21 SE	7	3	368	365 620	20 160		385 780
700341131	QHAQHOLLA PRIMARY SCHOOL	Primary School	21 SE	16	4	568	901 930	40 320		942 250
700342056	RATANDA PRIMARY SCHOOL	Primary School	21 SE	19	5	690	1 145 340	50 400		1 195 740
700331223	RATASET JHABA PRIMARY FARM SCHOOL	Primary School	21 SE	22	6	869	144 430	10 080		154 510
700331280	RUSOORD INTERMEDIATE SCHOOL	Secondary School	21 SE	9	2	290	267 650	10 080		277 730
700330019	RUST-TERVAAL COMBINED	Secondary School	21 SE	16	4	666	1 041 310	50 400		1 091 710
700331314	SELIBA PRIMARY SCHOOL	Primary School	21 SE	21	4	832	1 076 660	50 400		1 127 060
700341271	SITHOKOMELE PRIMARY SCHOOL	Primary School	21 SE	12	2	455	380 770	20 160		400 930
700331348	SKANSDAM PRIMARY FARM SCHOOL	Primary School	21 SE	23	5	697	1 156 440	50 400		1 206 840
700331363	SPRINGFIELD JNR SECONDARY SCHOOL	Secondary School	21 SE	26	6	1052	287 650	10 080		297 730
700331413	THUTO LORE SECONDARY SCHOOL	Secondary School	21 SE	15	2	262	680 740	30 240		710 980
700341388	TIKELO PRIMARY FARM SCHOOL	Primary School	21 SE	36	9	541	902 940	40 320		943 260
700321679	TSOARANANG PRIMARY SCHOOL	Primary School	21 SE	4	2	950	113 120	10 080		123 200
700331462	TSOELOPELE PRIMARY SCHOOL	Primary School	21 SE	16	5	566	993 840	50 400		1 044 240
700341485	VAAALDAM PRIMARY FARM SCHOOL	Primary School	21 SE	24	6	897	452 480	20 160		472 640
700331456	VUKUZAKHE PRIMARY SCHOOL	Primary School	21 SE	39	7	1140	141 400	10 080		151 480
700331520	VUYO PRIMARY SCHOOL	Primary School	21 SE	18	5	527	250 480	10 080		260 560
700320275	ATLEHANG PRIMARY SCHOOL	Primary School	21 SW	42	6	859	381 780	20 160		401 940
700320283	BAFOKENG PRIMARY SCHOOL	Primary School	21 SW	42	9	1236	475 710	20 160		495 870
700320291	BARAGE PRIMARY FARM SCHOOL	Primary School	21 SW	4	2	163	260 580	10 080		270 660
700320309	BATLUNG INTERMEDIATE SCHOOL	Primary School	21 SW	10	2	305	249 470	10 080		259 550
700320937	BEVERLY HILLS SECONDARY SCHOOL	Secondary School	21 SW	23	6	845	1 503 890	70 560		1 574 450
700400325	BOTUMELO SECONDARY SCHOOL	Secondary School	21 SW	30	8	1089	977 680	40 320		1 018 000
700400355	BOPHELONG PRIMARY SCHOOL	Primary School	21 SW	39	10	1331	1 122 110	50 400		1 172 510
700320358	BOTEBOT-ISEBO SECONDARY SCHOOL	Secondary School	20 SW	9	1	267	1 168 570	50 400		1 218 970
700320366	BOTLEHADI PRIMARY SCHOOL	Primary School	21 SW	33	7	973	1 408 950	60 480		1 469 430
700320374	BULA SELA PRIMARY SCHOOL	Primary School	21 SW	18	5	601	708 010	30 240		738 250
700320382	BULADITSHABA PRIMARY SCHOOL	Primary School	21 SW	11	3	284	526 210	20 160		546 370
700400031	CHIEF BAMBATA PRIMARY SCHOOL	Primary School	21 SW	37	9	1025	1 361 480	60 480		1 421 960
700320432	DINKOKENG SECONDARY SCHOOL	Secondary School	21 SW	25	7	1031	926 170	40 320		966 490
700321927	DINKOKENG PRIMARY FARM SCHOOL	Primary School	21 SW	11	3	367	361 480	10 080		371 560
700320440	DR MHLAPO INTERMEDIATE SCHOOL	Primary School	21 SW	39	10	1534	754 470	30 240		784 710
700320465	EKULULENI PRIMARY SCHOOL	Primary School	21 SW	39	8	1103	389 860	40 320		827 110
700320473	ELITE PRIMARY SCHOOL	Primary School	21 SW	30	8	1103	389 860	20 160		410 020

EMIS Number	Name of School	Primary/Secondary	Section 2021	District	No. of Educators	No. of non-Educators	No. of Learners	2013/14		
								Main Appropriation	Adjusted Appropriation	
700320507	EMANZINI PRIMARY SCHOOL	Primary School	21 SW	21 SW	9	15	323	828 200	40 320	868 520
700400021	EMULENI PRIMARY SCHOOL	Primary School	21 SW	21 SW	16	7	7	1 100 900	50 400	1 151 300
700320515	ESOKWAZI SECONDARY SCHOOL	Secondary School	21 SW	21 SW	32	9	804	1 703 870	70 860	1 774 730
700320952	EVATON PRIMARY SCHOOL	Primary School	21 SW	21 SW	4	3	99	1 401 880	70 950	1 472 830
700320523	FADIMEHA PRIMARY SCHOOL	Primary School	21 SW	21 SW	26	2	1015	315 120	10 080	325 200
700320549	FUKAMA PRIMARY SCHOOL	Primary School	21 SW	21 SW	14	2	534	470 660	20 160	490 820
700320556	FUNDULWAZI SECONDARY SCHOOL	Secondary School	21 SW	21 SW	8	2	138	1 451 370	60 480	1 511 850
700320580	KOKOBETSENG PRIMARY SCHOOL	Primary School	21 SW	21 SW	228	2	1 552 370	1 552 370	70 850	1 623 220
700320598	IMUNDO MIDDLE SCHOOL	Primary School	21 SW	21 SW	61	11	1448	705 980	30 240	736 220
700320614	IPHAHLOLENG INTERMEDIATE SCHOOL	Primary School	21 SW	21 SW	28	6	921	545 400	30 240	575 640
700320622	IPHAKHOLENG INTERMEDIATE SCHOOL	Primary School	21 SW	21 SW	32	8	1073	659 530	30 240	689 770
700320630	ITSEBENG PRIMARY SCHOOL	Primary School	21 SW	21 SW	30	30	1127	644 380	30 240	674 620
700320648	JABULANI THABANG PRIMARY SCHOOL	Primary School	21 SW	21 SW	47	13	1342	709 020	30 240	739 260
700320663	JET NTEO SECONDARY SCHOOL	Secondary School	21 SW	21 SW	14	3	474	830 220	30 240	860 460
700320671	JORDAN SECONDARY SCHOOL	Secondary School	21 SW	21 SW	20	6	689	947 380	40 320	987 700
700320689	KATLEHO-IMPUMELELO SECONDARY SCHOOL	Secondary School	21 SW	21 SW	14	4	497	1 185 740	50 400	1 236 140
700320697	KGOKARE SECONDARY SCHOOL	Secondary School	21 SW	21 SW	39	8	1318	561 560	20 160	581 720
700320705	KHUNDANA PRIMARY SCHOOL	Primary School	21 SW	21 SW	28	7	923	540 360	20 160	560 520
700320713	KHUTLO-THARO SECONDARY SCHOOL	Secondary School	21 SW	21 SW	9	2	334	1 236 240	50 400	1 286 640
700320721	KITSO PRIMARY SCHOOL	Primary School	21 SW	21 SW	17	5	727	590 850	30 240	621 090
700320719	LAERSKOOLO KALABAS-POINTEIN	Primary School	21 SW	21 SW	29	0	903	70 700	10 080	80 780
700320143	LAERSKOOLO PARKSIG	Primary School	21 SW	21 SW	11	3	518	588 830	30 240	619 070
700320754	LAKESIDE SECONDARY SCHOOL	Secondary School	21 SW	21 SW	37	7	957	1 191 600	50 400	1 242 000
700320788	LEBOHANG SECONDARY SCHOOL	Secondary School	21 SW	21 SW	32	7	941	876 680	40 320	917 000
700400110	LEEMAMOKOTULI PRIMARY SCHOOL	Primary School	21 SW	21 SW	44	10	1206	238 360	10 080	248 440
700320804	LEFIKA PRIMARY SCHOOL	Primary School	21 SW	21 SW	21	4	514	760 530	40 320	800 850
700320838	LESEDI-LA-THUTO PRIMARY SCHOOL	Primary School	21 SW	21 SW	37	10	1518	1 021 110	50 400	1 071 510
700321331	LETSEMA-LIMA PRIMARY SCHOOL	Primary School	21 SW	21 SW	18	4	719	1 178 670	50 400	1 229 070
700320846	LETSEMENG PRIMARY SCHOOL	Primary School	21 SW	21 SW	15	4	500	1 279 670	60 480	1 340 150
700320953	LETSHOGO PRIMARY SCHOOL	Primary School	21 SW	21 SW	16	6	677	933 240	40 320	973 560
700320979	LIBOELLENG PRIMARY SCHOOL	Primary School	21 SW	21 SW	20	5	710	482 780	20 160	502 940
700320987	MAGASELA PRIMARY SCHOOL	Primary School	21 SW	21 SW	26	6	806	813 050	40 320	853 370
700320985	MAHARENG SECONDARY SCHOOL	Secondary School	21 SW	21 SW	30	8	945	1 173 620	50 400	1 224 020
700320993	MAKAPANE PRIMARY SCHOOL	Primary School	21 SW	21 SW	45	8	1074	885 770	40 320	926 090
700320991	MAKGETHE PRIMARY SCHOOL	Primary School	21 SW	21 SW	18	5	537	834 260	40 320	874 580
700320960	MAXEKE SECONDARY SCHOOL	Secondary School	21 SW	21 SW	54	4	575	1 487 730	70 860	1 558 590
700320812	MODISHU LEKASHU PRIMARY SCHOOL	Primary School	21 SW	21 SW	54	12	1248	181 800	10 080	191 880
700321018	MOGOGODI PRIMARY SCHOOL	Primary School	21 SW	21 SW	17	4	697	263 610	10 080	273 690
700321026	MOHALADITOE SECONDARY SCHOOL	Secondary School	21 SW	21 SW	15	5	692	669 530	30 240	720 070
700321042	MOJALA-THUTO PRIMARY SCHOOL	Primary School	21 SW	21 SW	11	0	380	761 440	40 320	791 760
700321067	MOLOANTOJA PRIMARY SCHOOL	Primary School	21 SW	21 SW	20	6	609	1 100 900	50 400	1 151 300
700321075	MONTOSI PRIMARY SCHOOL	Primary School	21 SW	21 SW	3	3	75	323 200	10 080	333 280
700321083	MOPHOLOSI SECONDARY SCHOOL	Secondary School	21 SW	21 SW	24	7	864	978 680	40 320	1 019 010
700321091	MOGHAKA SECONDARY SCHOOL	Secondary School	21 SW	21 SW	29	7	1093	386 630	10 080	396 710
700321109	MOSHATE SECONDARY SCHOOL	Secondary School	21 SW	21 SW	32	8	1119	1 077 570	50 400	1 128 070
700321117	MOSIOA PRIMARY SCHOOL	Primary School	21 SW	21 SW	20	0	592	327 240	10 080	337 320
700321125	MOTLOTLO PRIMARY SCHOOL	Primary School	21 SW	21 SW	19	6	646	480 760	20 160	500 920
700321133	MOTSEWAPALE PRIMARY SCHOOL	Primary School	21 SW	21 SW	13	3	480	191 900	10 080	201 980
700321141	MOINISWA PRIMARY SCHOOL	Primary School	21 SW	21 SW	36	8	1197	1 002 930	50 400	1 053 330
700321158	MTHOMBOHWAZI PRIMARY SCHOOL	Primary School	21 SW	21 SW	27	6	874	585 800	30 240	616 040
700321174	NONEDIBA PRIMARY SCHOOL	Primary School	21 SW	21 SW	7	2	211	275 730	10 080	285 810

EMIS Number	Name of School	Primary/Secondary	Section 2021	District	No. of Educators	No. of non-Educators	No. of Learners	Main Appropriation	Adjustment	Adjusted Appropriation
70321208	NTSELE PRIMARY SCHOOL	Primary School	21 SW		22	4	699	904 960	40 320	945 280
70321224	PHAHAMANG PRIMARY SCHOOL	Primary School	21 SW		32	25	1219	690 940	30 240	721 080
70321232	PHAMEHLO PRIMARY SCHOOL	Primary School	21 SW		26	7	833	482 780	20 160	502 940
70321240	PHEHELLO PRIMARY SCHOOL	Primary School	21 SW		28	7	1013	947 380	40 320	987 700
70321257	PHEPANE PRIMARY SCHOOL	Primary School	21 SW		12	4	470	514 090	20 160	534 250
70321265	PHUTHULLA PRIMARY SCHOOL	Primary School	21 SW		21	5	798	625 190	30 240	655 430
70321273	PTSENG PRIMARY SCHOOL	Primary School	21 SW		25	6	885	582 570	30 240	612 810
70321281	POELANO SECONDARY SCHOOL	Secondary School	21 SW		20	4	876	1 203 920	50 400	1 254 320
70400404	POLOKONG PRIMARY SCHOOL	Primary School	20 SW		48	10	1454	757 500	40 320	797 820
70321307	REDIZNE SECONDARY SCHOOL	Secondary School	21 SW		8	2	224	1 279 670	60 480	1 340 150
70321315	QHOWENG PRIMARY SCHOOL	Primary School	21 SW		25	7	612	950 410	40 320	990 730
70321349	QWELANG PRIMARY SCHOOL	Primary School	21 SW		20	5	740	1 062 520	50 400	1 112 920
70321356	RADIFEU PRIMARY FARM SCHOOL	Primary School	21 SW		31	7	1087	222 200	10 080	232 280
70321364	RAMOLELE COMBINED	Secondary School	21 SW		10	3	328	224 220	10 080	234 300
70321372	RAMOSUKULA PRIMARY SCHOOL	Primary School	21 SW		29	5	915	328 250	10 080	338 330
70321380	RESIDENSIA SECONDARY SCHOOL	Secondary School	21 SW		14	4	453	1 388 550	60 480	1 449 030
70321398	RUTASET JHABA SECONDARY SCHOOL	Secondary School	21 SW		34	8	1022	1 435 210	60 480	1 495 690
70321406	SAPPHIRE SECONDARY SCHOOL	Secondary School	21 SW		8	2	352	1 384 710	60 480	1 445 190
70321422	SEEISO PRIMARY SCHOOL	Primary School	21 SW		28	8	927	1 222 100	60 480	1 282 580
70321430	SEHOPOTOSO SECONDARY SCHOOL	Secondary School	21 SW		15	4	566	774 670	30 240	804 910
70321455	SETJHABA-SOHE SECONDARY SCHOOL	Secondary School	21 SW		8	2	257	748 410	30 240	778 650
70321463	SETLABO JHHA PRIMARY SCHOOL	Primary School	21 SW		25	6	888	1 227 150	60 480	1 287 630
70321471	SWIVE PRIMARY SCHOOL	Primary School	21 SW		24	6	825	320 170	10 080	330 250
70321489	SVUISE PRIMARY SCHOOL	Primary School	21 SW		21	6	833	681 850	40 320	722 170
70321497	SIZANANI THUSANANG COMPREHENSIVE SCHOOL	Secondary School	21 SW		18	5	638	886 480	40 320	926 800
70321505	TANDUKWAZI SECONDARY SCHOOL	Secondary School	21 SW		26	6	935	1 505 910	70 560	1 576 470
70321513	THABENG PRIMARY SCHOOL	Primary School	21 SW		12	3	520	1 053 430	50 400	1 103 830
70321521	THARABOLLO SECONDARY SCHOOL	Secondary School	21 SW		17	4	595	1 315 020	60 480	1 375 500
70321562	THUTHUKANI PRIMARY SCHOOL	Primary School	21 SW		15	4	607	256 540	10 080	266 620
70321570	THUTO-TIRO COMPREHENSIVE	Secondary School	21 SW		33	7	1227	1 084 840	50 400	1 135 240
70321588	TJHABATSAI PRIMARY SCHOOL	Primary School	21 SW		18	6	848	624 180	30 240	654 420
70321596	TLHOLE INTERMEDIATE SCHOOL	Primary School	21 SW		32	8	969	683 670	30 240	713 910
70321604	TOKELO SECONDARY SCHOOL	Secondary School	21 SW		59	10	1234	945 360	40 320	985 680
70321646	TSHEDISO PRIMARY SCHOOL	Primary School	21 SW		28	7	908	456 520	20 160	476 680
70321638	TSHPEPO-THEMBA SECONDARY SCHOOL	Secondary School	21 SW		8	3	206	1 008 900	40 320	1 049 220
70321653	TSHIRELA PRIMARY SCHOOL	Primary School	21 SW		6	2	265	856 480	40 320	896 800
70321661	TSHITSO PRIMARY SCHOOL	Secondary School	21 SW		9	3	336	290 880	10 080	300 960
70321695	TSOKOLABANE PRIMARY SCHOOL	Primary School	21 SW		42	10	1274	385 520	10 080	406 000
70321703	TSOLO SECONDARY SCHOOL	Secondary School	21 SW		49	11	1390	1 525 100	70 560	1 595 660
70321711	UBUHLE PRIMARY SCHOOL	Primary School	21 SW		45	11	1367	466 620	20 160	486 780
70321737	ZITHA PRIMARY SCHOOL	Primary School	21 SW		30	9	980	382 880	20 160	403 040
70321745	ZITHULELE PRIMARY SCHOOL	Primary School	21 SW		26	7	700	375 720	10 080	385 800
700910011	ADAM MASEBE SECONDARY SCHOOL	Secondary School	21 TN		23	7	738	1 139 260	50 400	1 189 660
70240587	AMOGELANG SECONDARY SCHOOL	Secondary School	21 TN		34	9	1170	1 221 080	50 400	1 271 480
70240556	BAXOXELE PRIMARY SCHOOL	Primary School	21 TN		16	4	737	1 018 060	50 400	1 068 460
700910158	BOITSHPEPO SECONDARY SCHOOL	Secondary School	21 TN		27	7	913	900 920	40 320	941 240
700910169	BOKAMOSO HIGH SCHOOL	Secondary School	21 TN		48	11	1446	743 360	30 240	773 600
70240614	DC MARIVATE JUNIOR SECONDARY SCHOOL	Secondary School	21 TN		41	10	1283	791 840	30 240	822 080
700910287	DILOPYE PRIMARY SCHOOL	Primary School	21 TN		29	7	894	462 580	20 160	482 740
70240663	ENTOKOZWENI PRIMARY SCHOOL	Primary School	21 TN		17	5	601	432 280	20 160	452 440
700910367	FATLHOGANG PRIMARY SCHOOL	Primary School	21 TN		19	5	668	868 600	40 320	908 920

EIMS Number	Name of School	Primary/Secondary	Section 2021	District	No. of Educators	No. of non-Educators	No. of Learners	2013/14	
								Main Appropriation	Adjusted Appropriation
70040207	HAMMANSKRAAL PRIMARY SCHOOL	Primary School	20	TN	28	7	908	1 576 510	70 560
70040207	HAMMANSKRAAL SECONDARY SCHOOL	Secondary School	20	TN	13	4	438	1 230 180	50 400
700910494	HANS KEKANA SECONDARY SCHOOL	Secondary School	21	TN	15	4	571	1 391 780	60 460
700910514	HOSEA KEKANA SECONDARY SCHOOL	Secondary School	21	TN	12	3	322	948 390	40 320
700910588	TITRELENG PRIMARY SCHOOL	Primary School	21	TN	43	10	1230	795 860	40 320
700910652	KEKANA PRIMARY SCHOOL	Primary School	21	TN	28	8	1009	811 030	40 320
700910680	KGITSE-YA-TSIE PRIMARY SCHOOL	Primary School	21	TN	22	6	1030	936 270	40 320
700910686	KGOMBA PRIMARY SCHOOL	Primary School	21	TN	22	6	592	773 660	30 240
700240770	KGOMOTSO SECONDARY SCHOOL	Secondary School	21	TN	30	6	880	692 860	30 240
700240804	KHENSANI PRIMARY SCHOOL	Primary School	21	TN	27	5	653	950 410	50 400
700240820	KODUMELA PRIMARY SCHOOL	Primary School	21	TN	26	5	827	1 072 520	10 060
700240838	KOKOTLA JUNIOR SECONDARY SCHOOL	Secondary School	21	TN	36	7	1052	1 072 520	50 400
700240853	KONDELEJANI PRIMARY SCHOOL	Primary School	21	TN	26	5	846	998 890	40 320
700910777	KUDUBE PRIMARY SCHOOL	Primary School	21	TN	15	3	383	801 940	40 320
700910822	LEBELO PRIMARY SCHOOL	Primary School	21	TN	30	6	950	1 129 180	50 400
700910825	LEBONENG PRIMARY SCHOOL	Primary School	21	TN	9	3	280	546 410	20 160
700910836	LEFOFA PRIMARY SCHOOL	Primary School	21	TN	20	5	750	861 530	40 320
700910887	LETHAMAGA SECONDARY SCHOOL	Secondary School	21	TN	26	6	827	793 860	30 240
700910926	LORATONG PRIMARY SCHOOL	Primary School	21	TN	41	7	764	770 630	40 320
700910952	MABU-A-TLOU PRIMARY SCHOOL	Primary School	21	TN	26	5	1011	937 280	40 320
700910978	MADISONG PRIMARY SCHOOL	Primary School	21	TN	6	2	221	575 700	20 160
700240911	MAFUMBUKA PRIMARY SCHOOL	Primary School	21	TN	32	8	1027	1 215 030	60 480
700914036	MAGGAKE PRIMARY SCHOOL	Primary School	21	TN	19	3	900	920 110	40 320
700911026	MAGGETSE SECONDARY SCHOOL	Secondary School	21	TN	14	3	488	1 221 090	50 400
700240929	MAKHOSINI COMBINED SECONDARY SCHOOL	Secondary School	21	TN	7	3	349	1 087 870	50 400
700911112	MAROKOLONG PRIMARY SCHOOL	Primary School	21	TN	28	6	1046	1 109 990	50 400
700911115	MAROTOLA PRIMARY SCHOOL	Primary School	21	TN	26	6	926	870 620	40 320
700914026	MASAKHANE PRIMARY SCHOOL	Primary School	21	TN	18	5	550	1 088 860	50 400
700240960	MEZELO SECONDARY SCHOOL	Secondary School	20	TN	18	5	746	512 070	20 160
700240978	MMABANA PRIMARY SCHOOL	Primary School	20	TN	13	4	519	661 550	30 240
700911225	MMAMOTSE PRIMARY SCHOOL	Primary School	21	TN	12	3	338	787 600	30 240
700911238	MMATSO PRIMARY SCHOOL	Primary School	21	TN	18	4	791	912 030	40 320
700911257	MODILATI SECONDARY SCHOOL	Secondary School	21	TN	15	3	590	1 156 450	50 400
700911289	MODITELA PRIMARY SCHOOL	Primary School	21	TN	41	10	1455	1 246 340	50 400
700914035	MOKONYAMA PRIMARY SCHOOL	Primary School	21	TN	17	4	619	716 090	30 240
700240984	MOKONYAMA PRIMARY SCHOOL	Secondary School	21	TN	15	3	603	1 137 260	60 480
700911336	MOLEFE MOOKE PRIMARY SCHOOL	Primary School	21	TN	23	6	904	643 370	30 240
700911354	MOSALEDI PRIMARY SCHOOL	Primary School	21	TN	16	5	696	869 610	40 320
700911424	MOTJIBOSANE PRIMARY SCHOOL	Primary School	21	TN	32	10	1228	689 830	30 240
700911446	MOTSHGOFADINA PRIMARY SCHOOL	Primary School	21	TN	9	2	413	770 530	40 320
700911487	NAVO PRIMARY SCHOOL	Primary School	21	TN	22	3	538	577 720	30 240
700241016	NGHUNCHEKO PRIMARY SCHOOL	Primary School	21	TN	13	5	819	861 530	40 320
700240374	NORTHIDGE PRIMARY SCHOOL	Primary School	21	TN	17	5	670	541 360	30 240
700911541	NTSWANE SECONDARY SCHOOL	Secondary School	21	TN	10	4	300	402 990	10 060
700241042	ONDERSTEFORT PRIMARY SCHOOL	Primary School	20	TN	20	5	795	1 828 810	10 060
700911589	P.H.L. MORAKA SECONDARY SCHOOL	Secondary School	21	TN	31	8	953	825 170	30 240
700911626	PHALESANI PRIMARY SCHOOL	Primary School	21	TN	30	8	1135	816 060	40 320
700241083	PHUMZILE PRIMARY SCHOOL	Primary School	21	TN	25	7	881	341 380	10 060
700241125	PULAMADIBOGO PRIMARY SCHOOL	Primary School	21	TN	43	9	1075	1 095 950	50 400
700241133	RAKANA PRIMARY SCHOOL	Primary School	21	TN	41	9	1073	887 790	40 320
700911709	RAKGOTSO SECONDARY SCHOOL	Secondary School	21	TN	29	8	1112	1 001 920	40 320
700911713	RAMABELLE PRIMARY SCHOOL	Primary School	21	TN	24	7	856	983 740	40 320

EMIS Number	Name of School	Primary/Secondary	Section 2021	District	No. of Educators	No. of non-Educators	No. of Learners	Main Appropriation	Adjustment	Adjusted Appropriation
700911754	RAPELEGO PRIMARY SCHOOL	Primary School	21 TN	TN	27	8	1012	981 720	50 400	1 032 120
700911767	RATSEPO SECONDARY SCHOOL	Secondary School	21 TN	TN	25	4	536	1 173 620	50 400	1 224 020
700911852	REDIRILE PRIMARY SCHOOL	Primary School	21 TN	TN	22	6	779	1 072 620	50 400	1 123 020
700919000	REFENTISE PRIMARY SCHOOL	Primary School	20 TN	TN	26	7	884	561 560	30 240	591 800
700911799	REFITLHILE PRIMARY SCHOOL	Primary School	21 TN	TN	41	10	1216	508 030	20 160	528 190
700911829	RENEILWE PRIMARY SCHOOL	Primary School	21 TN	TN	38	10	1138	511 060	20 160	531 220
700241208	RHULANI PRIMARY SCHOOL	Secondary School	21 TN	TN	31	12	1139	483 860	20 160	514 050
700241216	RIVONINGO PRIMARY SCHOOL	Primary School	21 TN	TN	19	4	632	1 070 600	50 400	1 121 000
700241224	RS MALULEKE PRIMARY SCHOOL	Primary School	21 TN	TN	18	6	721	241 390	10 080	251 470
700241240	SEDIBA-SA-TSEBO PRIMARY SCHOOL	Primary School	21 TN	TN	21	6	728	848 400	40 320	888 720
700241257	SEETSA-KWEDI PRIMARY SCHOOL	Primary School	21 TN	TN	12	4	550	1 251 390	60 480	1 311 870
700911931	SEKAMPANENG PRIMARY SCHOOL	Primary School	21 TN	TN	17	4	595	1 028 180	50 400	1 078 580
700911946	SELANG PRIMARY SCHOOL	Primary School	21 TN	TN	23	6	840	145 440	10 080	155 520
700241265	SEMPHATO PRIMARY SCHOOL	Secondary School	21 TN	TN	28	7	1082	958 480	40 320	998 810
700241273	SENTHIBELE SENIOR SECONDARY SCHOOL	Primary School	21 TN	TN	24	6	587	434 300	20 160	454 460
700911971	BERO TO MATSHEHLA PRIMARY SCHOOL	Secondary School	21 TN	TN	5	2	173	1 223 110	50 400	1 273 510
700241307	SOSHANGUVE SECONDARY SCHOOL	Primary School	21 TN	TN	30	7	743	1 029 190	40 320	1 069 510
700912018	ST CAMILLUS PRIMARY SCHOOL	Primary School	21 TN	TN	27	7	1088	770 630	40 320	810 950
700240697	ST FRANCIS PRIMARY SCHOOL	Primary School	21 TN	TN	25	6	1017	925 160	40 320	965 480
700241349	THAKGALANG JUNIOR SECONDARY SCHOOL	Secondary School	21 TN	TN	20	5	803	1 147 360	50 400	1 197 760
700241380	TAMOKO PRIMARY SCHOOL	Primary School	21 TN	TN	9	3	316	741 340	40 320	781 660
700912139	TIPFUXENI SECONDARY SCHOOL	Secondary School	21 TN	TN	27	7	1043	1 068 580	50 400	1 118 980
700241422	TOMARIE PRIMARY FARM SCHOOL	Primary School	21 TN	TN	32	8	953	64 640	10 080	74 720
700912205	TSEBE NTLHA PRIMARY SCHOOL	Primary School	21 TN	TN	26	6	995	741 340	30 240	771 580
700241497	UBUHLE-BEZWE JUNIOR SECONDARY SCHOOL	Secondary School	21 TN	TN	41	8	1180	284 820	10 080	294 900
700241605	UTHANDO PRIMARY SCHOOL	Primary School	21 TN	TN	11	4	393	1 172 810	60 480	1 233 290
700241513	VUKANI PRIMARY SCHOOL	Primary School	21 TN	TN	28	7	1047	648 420	30 240	678 660
700220525	AGNES CHIDI PRIMARY SCHOOL	Primary School	21 TS	TS	13	4	451	365 620	20 160	385 780
700231514	BANARENG PRIMARY SCHOOL	Primary School	21 TS	TS	7	2	232	853 450	40 320	893 770
700231522	BATHABILE PRIMARY FARM SCHOOL	Primary School	21 TS	TS	22	5	892	1 059 590	50 400	1 110 000
700231530	BATHOKWA PRIMARY SCHOOL	Primary School	21 TS	TS	32	8	1243	427 230	20 160	447 390
700220558	BOHLABAT SATSI PRIMARY SCHOOL	Primary School	21 TS	TS	25	6	946	236 340	10 080	246 420
700220566	BOIKGANTSHO PRIMARY SCHOOL	Primary School	21 TS	TS	5	2	146	825 170	40 320	865 490
700221474	BONA LESEDI SECONDARY SCHOOL	Secondary School	21 TS	TS	35	8	949	1 591 760	70 560	1 662 320
700231553	BUD MBELLE PRIMARY SCHOOL	Primary School	21 TS	TS	36	9	1089	604 990	30 240	635 230
700220574	BULA-DIKGORO PRIMARY SCHOOL	Primary School	21 TS	TS	7	2	252	1 194 830	50 400	1 245 230
700231605	DAVID HELLEN PETA SECONDARY SCHOOL	Secondary School	21 TS	TS	27	7	981	866 580	40 320	906 900
700220590	DR IM MONARE PRIMARY SCHOOL	Primary School	21 TS	TS	21	7	789	366 530	10 080	386 610
700231639	EDWARD PHATUD SECONDARY SCHOOL	Secondary School	21 TS	TS	31	8	1101	1 256 440	60 480	1 316 920
700220608	EMASANGWENE PRIMARY SCHOOL	Primary School	21 TS	TS	27	0	985	1 537 220	50 400	1 587 620
700220616	EMHUNZINI PRIMARY SCHOOL	Primary School	21 TS	TS	12	3	445	541 360	30 240	571 600
700220624	EZAZI PRIMARY SCHOOL	Primary School	21 TS	TS	18	4	640	431 270	20 160	451 430
700220654	F.F. RIBERO PRIMARY SCHOOL (EX NTSI-HABLOKO):197	Primary School	21 TS	TS	22	7	688	319 160	10 080	329 240
700231670	FLAVIUS MAREKA SECONDARY SCHOOL	Secondary School	21 TS	TS	10	2	257	578 730	30 240	608 970
700230029	HILLSIDE PRIMARY SCHOOL	Primary School	21 TS	TS	34	9	1223	1 134 230	50 400	1 184 630
700230037	HIMALAYA SECONDARY SCHOOL	Secondary School	21 TS	TS	9	3	374	446 925	40 320	487 245
700211409	IRENE MIDDLE FARM SCHOOL	Primary School	21 TS	TS	23	6	854	1 124 130	50 400	1 174 530
700231779	ISAAC MORE PRIMARY SCHOOL	Primary School	21 TS	TS	33	8	1163	490 860	20 160	511 020
700220699	J KEKAMA SECONDARY SCHOOL	Secondary School	21 TS	TS	29	7	889	341 380	10 080	351 460
700220707	MAFTA MAHLANGU SECONDARY SCHOOL	Secondary School	21 TS	TS	9	3	361	984 850	40 320	1 025 170
			21 TS	TS	44	10	1206	1 184 730	50 400	1 235 130

EMIS Number	Name of School	Primary/Secondary	Section 2021	District	No of Educators	No of non-Educators	No. of Learners	Main Appropriation	Adjustment	Adjusted Appropriation	
										2013/14	
700221507	JANI KOTILOLO PRIMARY SCHOOL (NELLIMAPIUS PRIMARY SCHOOL NO. 3)	Primary School	21 TS		34	9	1058	1 240 280	60 480	1 300 760	1 300 760
700220715	KHUTHALANI SECONDARY SCHOOL	Secondary School	20 TS		12	10	444	888 600	40 320	908 920	908 920
700230060	LAUDJUM PRIMARY SCHOOL	Primary School	21 TS		31	9	1540	409 050	40 320	449 370	449 370
700221380	LEGORA PRIMARY SCHOOL	Primary School	21 TS		14	4	597	2 139 180	70 560	2 209 740	2 209 740
700220749	LEHLABILE SECONDARY SCHOOL	Secondary School	21 TS		27	7	1075	1 302 900	60 480	1 363 380	1 363 380
700231878	MABAFAENG PRIMARY SCHOOL	Primary School	21 TS		36	2	1492	540 350	20 160	560 510	560 510
700231884	MAHLAHE PRIMARY SCHOOL	Primary School	21 TS		8	2	288	918 090	40 320	958 410	958 410
700212283	MAHLASEDI - MASANA PRIMARY SCHOOL	Primary School	21 TS		21	5	680	1 766 490	70 560	1 837 050	1 837 050
700231902	MAKGATHO PRIMARY SCHOOL	Primary School	21 TS		30	5	746	542 370	30 240	572 610	572 610
700231910	MAGWARRANENG PRIMARY SCHOOL	Primary School	21 TS		31	6	1082	385 620	20 160	405 780	405 780
700220772	MAMELODI SECONDARY SCHOOL	Secondary School	20 TS		26	7	1039	1 371 590	60 480	1 432 070	1 432 070
700231936	MAREMATLOU PRIMARY SCHOOL	Primary School	21 TS		21	6	861	324 210	10 080	334 290	334 290
700231944	MASIZANI PRIMARY SCHOOL	Primary School	21 TS		18	5	729	718 110	30 240	748 350	748 350
700231951	MATSEKE PRIMARY SCHOOL	Primary School	21 TS		29	5	1001	272 700	10 080	282 780	282 780
70021482	MEETSE-A-BOPHELO	Primary School	21 TS		22	6	927	2 385 420	70 560	2 455 980	2 455 980
700220865	MODIRI TECHNICAL SCHOOL	Secondary School	21 TS		35	9	1289	588 530	20 160	578 690	578 690
700220863	MOGALE PRIMARY SCHOOL	Primary School	21 TS		43	10	1666	1 151 400	60 480	1 211 880	1 211 880
700220871	MONONGONG PRIMARY SCHOOL	Primary School	21 TS		34	7	924	374 710	20 160	394 870	394 870
700220889	MORAKOMA PRIMARY SCHOOL	Primary School	21 TS		11	3	478	254 520	10 080	264 600	264 600
700220897	MORETELE PRIMARY SCHOOL	Primary School	21 TS		33	9	1361	391 880	20 160	412 040	412 040
700228905	MOTHEO PRIMARY SCHOOL	Primary School	21 TS		44	9	1634	440 360	20 160	460 520	460 520
700232017	MOTSWEDING PRIMARY SCHOOL	Primary School	21 TS		20	5	728	687 910	30 240	728 150	728 150
700220913	MVELEDZO PRIMARY SCHOOL	Primary School	21 TS		22	6	859	349 460	10 080	359 540	359 540
700228947	NDIMA PRIMARY SCHOOL	Primary School	21 TS		27	6	996	670 640	30 240	700 880	700 880
700221432	NELLIMAPIUS PRIMARY SCHOOL	Primary School	21 TS		22	6	892	1 462 480	70 560	1 533 040	1 533 040
700400088	NELLIMAPIUS SECONDARY SCHOOL	Secondary School	21 TS		36	9	1403	1 656 400	30 240	1 686 640	1 686 640
700232041	NVWA MHINGA PRIMARY SCHOOL	Primary School	21 TS		23	0	827	485 910	20 160	516 070	516 070
700220939	NVWA-VANGANI PRIMARY SCHOOL	Primary School	21 TS		20	6	794	418 140	20 160	438 300	438 300
700400329	OLEVENHOUTBOSCH PRIMARY	Primary School	20 TS		29	8	1028	917 080	40 320	957 400	957 400
700221515	PFUNZO NDI TSHEDZA PRIMARY SCHOOL	Primary School	21 TS		29	8	1134	1 447 330	70 560	1 517 890	1 517 890
700220970	PHELADINAKENE PRIMARY SCHOOL	Primary School	21 TS		31	6	1047	439 350	20 160	459 510	459 510
700232124	PHELINDABA SECONDARY SCHOOL	Secondary School	21 TS		17	7	426	1 167 560	50 400	1 217 960	1 217 960
700232132	PHILENA MIDDLE FARM SCHOOL	Secondary School	21 TS		21	6	949	1 167 560	50 400	1 217 960	1 217 960
700232661	PHUTHADISHABA PRIMARY SCHOOL	Primary School	21 TS		44	12	1661	1 620 040	70 560	1 690 600	1 690 600
70021440	RAMAHALE PRIMARY SCHOOL	Primary School	21 TS		8	2	295	1 025 150	50 400	1 075 550	1 075 550
700221002	REFENTSE PRIMARY SCHOOL	Primary School	21 TS		69	19	1667	525 200	20 160	545 360	545 360
700400330	REPFAFOGILE SECONDARY SCHOOL	Secondary School	21 TS		25	6	490	1 139 280	50 400	1 189 680	1 189 680
700232223	SAJURIDGE SECONDARY SCHOOL	Secondary School	21 TS		8	2	278	1 344 310	60 480	1 404 790	1 404 790
700232231	SEAPARANWE PRIMARY SCHOOL	Primary School	21 TS		17	3	405	817 090	40 320	857 410	857 410
700221077	SHIRINDA PRIMARY SCHOOL	Primary School	21 TS		19	5	676	343 400	10 080	353 480	353 480
700221093	SIKHANYISE PRIMARY SCHOOL	Primary School	21 TS		9	2	383	422 180	20 160	442 340	442 340
700221085	SINDWONYE PRIMARY SCHOOL	Primary School	21 TS		28	7	1090	288 960	10 080	309 040	309 040
700221028	STANZA BOPAPE SECONDARY SCHOOL	Secondary School	21 TS		52	12	875	1 409 960	60 480	1 470 440	1 470 440
700400075	STEVIE TSWETE SECONDARY SCHOOL	Secondary School	21 TS		31	8	1205	1 114 030	50 400	1 164 430	1 164 430
700232272	THOHO-YA-NDOU PRIMARY SCHOOL	Primary School	21 TS		52	12	880	462 480	20 160	472 640	472 640
700221150	TSHIMOLLO PRIMARY SCHOOL	Primary School	21 TS		16	4	542	356 930	20 160	377 090	377 090
700221168	TUMTHOMBO PRIMARY SCHOOL	Primary School	21 TS		41	10	1534	306 030	10 080	316 110	316 110
700221184	VJAKFONTEIN SECONDARY SCHOOL	Secondary School	21 TS		24	4	903	860 520	40 320	900 840	900 840
700221192	VUKANI MAWETHU SECONDARY SCHOOL	Secondary School	21 TS		38	8	967	1 088 780	50 400	1 139 180	1 139 180
700221523	VUKALZENZELE PRIMARY SCHOOL	Primary School	21 TS		41	12	1569	1 430 160	70 560	1 500 720	1 500 720
700212287	WALTER SISULU PRIMARY SCHOOL	Primary School	21 TS		54	12	1524	1 356 430	60 480	1 416 910	1 416 910
700232306	WALTON-JAMESON PRIMARY SCHOOL	Primary School	21 TS		57	8	746	651 450	30 240	681 690	681 690

EMIS Number	Name of School	Primary/Secondary	Section 2021	District	No of Educators	No of non-Educators	No. of Learners	2013/14		
								Main Appropriation	Adjusted Appropriation	
700221200	ZAKHELE PRIMARY SCHOOL	Primary School	21 TS	634	23	7	634	345 420	10 080	355 500
700221218	ZAMINTUHLIKO PRIMARY SCHOOL	Primary School	21 TS	855	37	7	855	396 930	20 160	417 090
700240499	A RE THABENG PRIMARY SCHOOL	Primary School	21 TW	55	55	6	755	532 270	20 160	552 430
700910007	ABEL MOTSHOANE SECONDARY SCHOOL	Secondary School	20 TW	15	15	4	525	346 430	30 240	376 670
700400380	AMANDASIG SECONDARY SCHOOL	Secondary School	21 TW	26	26	6	1029	1 422 080	70 560	1 492 640
700240515	AYANDA PRIMARY SCHOOL	Primary School	21 TW	40	15	3	495	915 060	40 320	955 380
700910624	BACHANA MOKWENA PRIMARY SCHOOL	Primary School	21 TW	40	40	11	1073	474 700	20 160	494 860
700241610	BOKAMOSO PRIMARY SCHOOL	Primary School	21 TW	47	47	13	1522	1 308 960	60 480	1 369 440
700240598	CENTRAL SECONDARY SCHOOL	Secondary School	21 TW	10	10	3	328	960 510	40 320	1 000 830
700910253	D.A. MOKOMA SECONDARY SCHOOL	Secondary School	21 TW	12	12	4	347	268 660	10 080	278 740
700910276	DIKGAKOLOGO PRIMARY SCHOOL	Primary School	21 TW	8	8	2	303	1 283 510	70 560	1 354 070
700241109	DIMAKATISO PRIMARY SCHOOL	Primary School	21 TW	45	45	11	1246	921 120	40 320	961 440
700910314	DITSHABA PRIMARY SCHOOL	Primary School	21 TW	34	34	9	1281	380 770	20 160	400 930
700910326	DR. A.T. MORESELE SECONDARY SCHOOL	Secondary School	21 TW	11	11	3	481	713 060	30 240	743 300
700914251	DR. MOTSUJUYANE SECONDARY SCHOOL	Secondary School	21 TW	43	43	9	1154	1 255 430	60 480	1 315 910
700910350	EDWIN MOKUSI PRIMARY SCHOOL	Primary School	21 TW	33	33	9	933	530 250	20 160	550 410
700910355	EMA PRIMARY SCHOOL	Primary School	21 TW	31	31	8	1089	803 960	40 320	844 280
700914249	FR. SMANGALISO MKHATSHWA SECONDARY SCHOOL	Secondary School	21 TW	50	50	10	1306	889 510	40 320	930 130
700240713	FUMKILE SECONDARY SCHOOL	Secondary School	21 TW	29	29	0	1012	793 860	30 240	824 100
700910398	GALEBOE MIDDLE SCHOOL	Primary School	21 TW	14	14	0	518	426 220	20 160	446 380
700241652	GONTSE PRIMARY SCHOOL	Primary School	21 TW	32	32	8	770	1 201 900	60 480	1 262 380
700910479	HL SETALENTON SECONDARY SCHOOL	Secondary School	21 TW	15	15	3	401	680 840	30 240	711 080
700240747	HLOMPHANG SECONDARY SCHOOL	Secondary School	21 TW	12	12	1	294	1 232 200	50 400	1 282 600
700910512	HOLY TRINITY SECONDARY SCHOOL	Secondary School	21 TW	41	41	9	1143	944 350	40 320	984 670
700910553	I.R. LESOLANG SECONDARY SCHOOL	Secondary School	21 TW	12	12	4	319	1 085 750	50 400	1 136 150
700910524	IKABENG PRIMARY SCHOOL	Primary School	21 TW	10	10	3	404	421 170	20 160	441 330
700910631	IKELENG PRIMARY SCHOOL	Primary School	21 TW	15	15	3	568	1 254 420	60 480	1 314 900
700910574	ITSENG PRIMARY SCHOOL	Primary School	21 TW	25	25	7	979	980 610	50 400	1 041 210
700241602	ITUMELENG MADIBA PRIMARY SCHOOL	Primary School	20 TW	38	38	11	1423	1 164 530	50 400	1 214 930
700240788	KGADIME MATSEPE SECONDARY SCHOOL	Secondary School	21 TW	28	28	6	922	1 282 800	60 480	1 343 280
700910761	KOPA DILALELO PRIMARY SCHOOL	Primary School	21 TW	25	25	6	884	487 630	20 160	507 990
700910780	KULANI PRIMARY SCHOOL	Primary School	21 TW	13	13	4	442	782 750	40 320	823 070
700240681	KUTUNG PRIMARY SCHOOL	Primary School	21 TW	34	34	11	1122	522 170	20 160	542 330
700910794	L.G. HOLELE SECONDARY SCHOOL	Secondary School	21 TW	39	39	10	1223	768 510	30 240	798 850
700910824	LEBOGANG PRIMARY SCHOOL	Primary School	21 TW	26	26	6	743	548 430	20 160	568 590
700240897	LESEDI POTLANA PRIMARY SCHOOL	Primary School	21 TW	43	43	10	1100	812 940	20 160	832 360
700241844	LESEDI PRIMARY SCHOOL	Primary School	21 TW	41	41	8	1038	1 262 300	60 480	1 322 980
700910895	LETLOTLO PRIMARY SCHOOL	Primary School	21 TW	20	20	5	464	767 900	30 240	797 740
700400154	LOTUS GARDENS PRIMARY SCHOOL	Primary School	20 TW	50	50	10	1383	1 244 320	60 480	1 304 800
700910937	LOWE PRIMARY SCHOOL	Primary School	21 TW	28	28	7	907	514 080	20 160	534 250
700914252	LUCAS MOTSHABANDISI SECONDARY SCHOOL	Secondary School	21 TW	47	47	10	1254	575 700	20 160	595 860
700910953	M. H. BALOYI SECONDARY SCHOOL	Secondary School	21 TW	30	30	8	918	945 960	40 320	986 680
700910961	MABOPANE SECONDARY SCHOOL	Secondary School	21 TW	38	38	8	1120	844 360	40 320	884 680
700911001	MAHLWARENG PRIMARY SCHOOL	Primary School	21 TW	10	10	3	423	1 069 580	50 400	1 119 980
700910657	MANAMELONG PRIMARY SCHOOL	Primary School	21 TW	32	32	7	1247	1 083 730	50 400	1 134 130
700911084	MAPEVANE PRIMARY SCHOOL	Primary School	21 TW	26	26	6	983	530 250	20 160	550 410
700911114	MAKOPENG PRIMARY SCHOOL	Primary School	21 TW	27	27	7	1109	603 960	30 240	634 220
700911120	MARULA PRIMARY SCHOOL	Primary School	21 TW	38	38	8	981	566 510	30 240	621 150
700240937	MATHAGA PRIMARY SCHOOL	Primary School	21 TW	39	39	9	1264	710 030	30 240	740 270

EMIS Number	Name of School	Primary/Secondary	Section 2021	District	No of Educators	No of non-Educators	No. of Learners	Main Appropriation	Adjustment	Adjusted Appropriation
700240952	MEETSENG PRIMARY SCHOOL	Primary School	21 TW	TW	13	4	477	821 130	40 320	861 450
700911167	MERAFENG PRIMARY SCHOOL	Primary School	21 TW	TW	16	3	828	563 990	30 240	593 820
700911205	MLOKOTWA DUBE PRIMARY SCHOOL	Primary School	21 TW	TW	15	3	490	797 900	40 320	838 220
700911263	MODIRI SECONDARY SCHOOL	Secondary School	21 TW	TW	27	7	740	1 293 870	60 480	1 354 290
700911268	MODISELE PRIMARY SCHOOL	Primary School	21 TW	TW	38	10	1512	774 870	40 320	814 990
700911388	MORULA VIEW PRIMARY SCHOOL	Primary School	21 TW	TW	10	3	335	558 550	30 240	588 770
700911498	NGAKA MASEKO SECONDARY SCHOOL	Secondary School	21 TW	TW	14	4	529	949 400	40 320	989 720
700911481	NICK MPISHE SECONDARY SCHOOL	Secondary School	21 TW	TW	7	2	253	877 690	40 320	918 010
700911556	NM TSUENE HIGH SCHOOL	Secondary School	21 TW	TW	29	8	1091	273 710	10 080	283 790
700911520	NONG PRIMARY SCHOOL	Primary School	21 TW	TW	24	6	880	466 620	20 160	486 780
700911609	PELTONA PRIMARY SCHOOL	Primary School	21 TW	TW	22	6	805	1 033 230	40 320	1 073 550
700911638	PHILEMON MONTSHO PRIMARY SCHOOL	Primary School	21 TW	TW	30	7	1015	1 101 910	60 480	1 162 390
700241081	PHUTHANANG PRIMARY SCHOOL	Primary School	21 TW	TW	22	6	805	814 060	40 320	854 380
700911703	RADINEO PRIMARY SCHOOL	Primary School	21 TW	TW	12	2	408	365 820	20 160	385 780
700241828	REBETSWE PRIMARY SCHOOL	Primary School	21 TW	TW	32	6	1218	1 323 100	60 480	1 383 580
700914265	REATLEGILE PRIMARY SCHOOL	Primary School	21 TW	TW	20	5	755	793 860	40 320	834 180
700911794	REFALOTISE PRIMARY SCHOOL	Primary School	21 TW	TW	15	4	619	1 069 590	50 400	1 119 990
700911798	REFLUME PRIMARY SCHOOL	Primary School	21 TW	TW	6	2	197	991 620	50 400	1 042 220
700241158	REFITHULE PELE PRIMARY SCHOOL NO 1	Primary School	21 TW	TW	25	6	843	1 457 430	70 560	1 527 990
700911807	REIMLOTSEWANE PRIMARY SCHOOL	Primary School	21 TW	TW	13	3	668	784 770	40 320	825 090
700241190	REHOMILE PRIMARY SCHOOL	Primary School	21 TW	TW	12	8	422	633 270	30 240	663 510
700911471	REKOPANTSE PRIMARY SCHOOL	Secondary School	21 TW	TW	19	5	796	988 890	40 320	1 029 210
700241166	RODNEY MOKOENA PREPARATORY SCHOOL	Primary School	21 TW	TW	12	1	407	1 262 500	60 480	1 322 980
700241232	RUABOHLALE JUNIOR SECONDARY SCHOOL	Secondary School	21 TW	TW	15	3	534	1 245 330	50 400	1 295 730
700913618	SEAGENG MIDDLE SCHOOL	Secondary School	21 TW	TW	21	5	668	874 660	40 320	914 980
700911990	SELELO PRIMARY SCHOOL	Primary School	21 TW	TW	30	0	1284	1 046 360	50 400	1 096 760
700241753	SHALOM PRIMARY SCHOOL	Primary School	21 TW	TW	14	3	557	970 610	50 400	1 021 010
700911994	SIAMISANG PRIMARY SCHOOL	Primary School	21 TW	TW	19	5	613	958 490	50 400	1 008 890
700241761	SINQOBBILE PRIMARY SCHOOL	Primary School	21 TW	TW	32	7	878	1 209 980	60 480	1 270 460
700912016	SOSHANGANI PRIMARY SCHOOL	Primary School	21 TW	TW	44	9	897	524 190	30 240	554 430
700400239	SOSHANGUVE SOUTH SECONDARY SCHOOL	Secondary School	21 TW	TW	30	6	1045	1 184 730	50 400	1 235 130
700241315	SOSHANGUVE TECHNICAL SECONDARY SCHOOL	Secondary School	20 TW	TW	28	8	1021	1 089 790	50 400	1 140 190
700912039	SUNVALLEY PRIMARY SCHOOL	Primary School	21 TW	TW	17	3	443	602 970	30 240	633 210
700912108	THULAGANYO PRIMARY SCHOOL	Primary School	21 TW	TW	17	4	606	916 070	40 320	956 390
700912133	TIDIMALONG PRIMARY SCHOOL	Primary School	21 TW	TW	22	5	562	864 560	40 320	904 880
700913626	TIM MODISE PRIMARY SCHOOL	Primary School	21 TW	TW	16	4	585	418 140	20 160	438 300
700241398	TIPFUXENI PRIMARY SCHOOL	Primary School	21 TW	TW	18	6	784	666 600	30 240	696 840
700912187	TLOTLOMPHO PRIMARY SCHOOL	Primary School	21 TW	TW	42	10	1267	299 970	10 080	310 050
700910678	TOKYO SEXWALE PRIMARY SCHOOL	Primary School	21 TW	TW	18	4	834	856 480	40 320	896 800
700912280	TSIBOGO PRIMARY SCHOOL	Primary School	21 TW	TW	15	4	542	444 400	20 160	464 560
700912270	TSWAINING SECONDARY SCHOOL	Secondary School	21 TW	TW	33	7	848	789 820	30 240	820 060
700241521	VUKOSI PRIMARY SCHOOL	Primary School	21 TW	TW	33	7	633	1 359 450	70 560	1 429 010
700912338	WINTERVELDT HIGH SCHOOL	Secondary School	21 TW	TW	29	7	724	1 262 500	30 240	1 292 740
700400393	DR TAMBO PRIMARY SCHOOL	Primary School	20 EN	EN	33	6	818	1 245 330	20 160	1 265 490
700400538	EDEN PARK EXT 15 PRIMARY SCHOOL	Primary School	20 EN	EN	20	5	700	874 660	20 160	894 820
700400542	EDEN-RIDGE HIGH SCHOOL (PALMRIDGE SEC SCHOOL NO 2)	Secondary School	20 ES	ES	40	9	1154		40 320	40 320
700400537	KULUSALETHU PRIMARY SCHOOL (VOSLOORUS EXT 28)	Primary School	20 ES	ES	39	7	1036		10 080	10 080
700400536	KWANELE PRIMARY SCHOOL	Primary School	20 ES	ES	35	8	848		10 080	10 080
700400535	VILLA LISA SECONDARY SCHOOL	Secondary School	20 ES	ES	38	7	1097		40 320	40 320
700400534	PAYNEVILLE PRIMARY SCHOOL	Primary School	20 GE	GE	33	6	946		40 320	40 320

EMIS Number	Name of School	Primary/Secondary	Section 20/21	District	No. of Educators	No. of non-Educators	No. of Learners	Main Appropriation	Adjustment	Adjusted Appropriation
700400219	TSANANE EXTENSION 8 PRIMARY SCHOOL	Primary School	20 SE	20 SE	35	8	970		40 320	40 320
700400516	ZITHOBENI SECONDARY SCHOOL	Secondary School	20 GN	20 GN	12	4	427		10 080	10 080
700400570	KHUTSONG SOUTH PRIMARY SCHOOL	Primary School	20 GW	20 GW	40	9	1224		60 480	60 480
700400524	RIETVALLEI EXTENSION 1 SECONDARY SCHOOL	Secondary School	20 GW	20 GW	15	4	513		10 080	10 080
700400523	RIETVALLEI EXTENSION 3 PRIMARY SCHOOL	Primary School	20 GW	20 GW	16	5	527		20 160	20 160
700400532	GLEN RIDGE PRIMARY SCHOOL	Primary School	20 JC	20 JC	17	6	547		10 080	10 080
700400541	DENVER PRIMARY SCHOOL	Secondary School	20 JE	20 JE	40	9	1142		50 400	50 400
700400540	DENVER SECONDARY SCHOOL	Secondary School	20 JE	20 JE	30	8	749		40 320	40 320
700400533	DULCIE SEPTEMBER PRIMARY SCHOOL	Primary School	20 JE	20 JE	42	9	1292		50 400	50 400
700400521	ORANGE FARM SECONDARY SCHOOL	Secondary School	21 JS	21 JS	12	5	484		10 080	10 080
700400539	SICELI PRIMARY SCHOOL	Primary School	20 JW	20 JW	35	7	1007		40 320	40 320
700400528	KHULA-NOLWAZI PRIMARY SCHOOL	Primary School	21 SE	21 SE	49	9	1534		70 560	70 560
700400525	NEW EERSTERUST SECONDARY SCHOOL	Secondary School	20 TN	20 TN	19	5	670	1 549 340	20 160	1 619 500
700400554	LAEZONIA PRIMARY SCHOOL	Primary School	20 TS	20 TS	24	5	408		10 080	10 080
700400520	MAHUBE VALLEY PRIMARY SCHOOL	Primary School	20 TS	20 TS	32	9	604		20 160	20 160
700400468	OLIVENHOUTBOSSCH SECONDARY SCHOOL	Secondary School	20 TS	20 TS	12	6	447		10 080	10 080
700400529	NELMAPIUS LETHABONG SECONDARY SCHOOL	Secondary School	20 TS	20 TS	35	9	880		40 320	40 320
700400381	ISOSHANGUVE EAST SECONDARY SCHOOL	Secondary School	20 TW	20 TW	36	8	877		30 240	30 240
700132233	FRED CLARK PRIMARY SCHOOL	Primary School	20 JC	20 JC	11	5	525		10 080	10 080
700110113	MEGATONG PRIMARY SCHOOL	Primary School	20 JC	20 JC	25	7	700		10 080	10 080
700340737	KHOLAMORITI PRIMARY SCHOOL	Primary School	20 ES	20 ES	30	8	726		10 080	10 080
700162066	THEMBAKAZI PRIMARY	Primary School	20 ES	20 ES	19	6	650		10 080	10 080
700271163	KAMOGELO PRIMARY SCHOOL	Primary School	20 GW	20 GW	36	8	952		50 400	50 400
700132528	MAKOLA PRIMARY SCHOOL	Primary School	20 JC	20 JC	10	2	318		10 080	10 080
700121533	MATUBENG PRIMARY SCHOOL	Primary School	20 JC	20 JC	30	6	900		10 080	10 080
700211615	REFANO PRIMARY FARM SCHOOL	Secondary School	21 GN	21 GN	9	2	209		10 080	10 080
700110031	LAWLEY PRIMARY SCHOOL	Primary School	21 JS	21 JS	43	11	1153		70 560	70 560
700110718	GAZANKULLU PRIMARY SCHOOL	Primary School	21 JC	21 JC	28	6	1030	659 976	10 080	670 056
								1 117 606 597	(51 101 920)	1 066 504 677

Independent School	Name of School	District	No. of Educators	No. of non-Educators	No. of Learners	Main Appropriation		Adjustments		Adjusted Appropriation
						2013/14	2013/14	2013/14	2013/14	
400130	EKUKHANYENI INDEPENDENT SCHOOL - RAMAPHOSA	ES	24	9	808	5 732 376	(5 732 376)			
212175	OVO SKOOL KLEINFONTEIN	GN	4	1	14	66 216	(66 216)			
134031	WITS TUTORIAL COLLEGE	JE	12	3	165	859 563	(859 563)			
262197	REHOBOT SKOOL	JN	0	0	23	66 511	(66 511)			
131904	BANTORI COLLEGE	JS	0	0	167	870 002	(870 002)			
133900	EKUKHANYENI COMBINED SCHOOL	JS	0	0	2144	15 883 373	(15 658 156)			225 217
400134	SATHYA SAI SCHOOL	JS	11	6	148	1 046 442	(1 046 442)			
331976	VUTOMI HIGH SCHOOL	JS	20	7	611	4 774 591	(4 774 591)			
331652	HENLEY HIGH AND PREPARATORY	SE	25	8	123	217 270	(217 270)			
221480	EASTSIDE INDEPENDENT SCHOOLS (via EASTSIDE IND HIGH	TS	10	2	133	692 876	(692 876)			
231977	MERIDIAN COLLEGE	TS	21	13	233	757 019	(757 019)			
232725	PMT SUNNI SCHOOL	TS	34	7	398	716 334	(716 334)			
232702	ANCHOR CHRISTIAN ACADEMY	TW	10	6	57	107 576	(107 576)			
111343	THE AFRICA HOUSE COLLEGE	JS	14	2	132	658 186	(658 186)			
252304	CROWN CHRISTIAN SCHOOL	JW	24	10	149	438 974	(438 974)			
260596	WINDSOR HOUSE ACADEMY	EN	9	2	112	217 826	(217 826)			
400293	JEPPE EDUCATION CENTRE	JE	25	14	215	1 120 062	(1 120 062)			
						34 225 217	(34 000 000)			225 217

Special Schools	EMIS Number	Name of School	District	Nr. of Educators	Nr. of non-Educators	Nr. of Learners	2013/14		
							Main Appropriation	Adjusted Appropriation	
	331322	SIBONILE SCHOOL FOR THE BLIND	SE	20	27	163	1 893 392	1 500 000	3 393 392
	240689	FILADELFA	TW	80	111	476	5 271 131	1 500 000	6 771 131
	222464	PRINSHOFSKOOL	TW	40	49	332	3 314 438	1 500 000	4 814 438
		Total Transfers to Special Schools					10 478 961	4 500 000	14 978 961

FRAMEWORK FOR THE ALLOCATIONS TO CENTRAL HOSPITALS

NAME OF ALLOCATION	CENTRAL HOSPITALS
Transferring provincial department	<ul style="list-style-type: none"> • Gauteng Department of Health.
Purpose / Programme Description	<ul style="list-style-type: none"> • To provide a highly specialised health care service, a platform for the training of health workers, research and serve as specialist referral centres for regional hospitals and neighbouring provinces.
Measurable outputs	<ul style="list-style-type: none"> • Improved hospital efficiency • Strengthened hospital management and the establishment of hospital boards and their maintenance.
Conditions	<ul style="list-style-type: none"> • Provision of highly specialised health care services • Provide a platform for the training of health workers • To provide referral services for regional hospitals and neighbouring provinces
Allocation criteria	<ul style="list-style-type: none"> • Funds utilisation rate • Operational needs
Source of allocation	<ul style="list-style-type: none"> • Equitable share • Conditional grant
Monitoring mechanisms in place	<ul style="list-style-type: none"> • Monthly reports and regular management meetings.
Estimated life period	<ul style="list-style-type: none"> • This service is of a continuous nature and has no definite life span

NAME of HOSPITAL: Chris Hani Baragwanath
Type: Central Hospital
Hospital budget summary

R thousand	Main appropriation	Adjusted appropriation 2013/14
Receipts		
Transfer receipts from national	2 584 418	2 601 599
Equitable share	1 781 507	1 800 063
Conditional grants	802 911	801 536
<i>Comprehensive HIV and Aids Grant</i>	37 102	35 727
<i>Health Infrastructure Grant</i>	7 247	7 247
<i>Health Professions Training and Development Grant</i>	100 000	100 000
<i>Hospital Revitalisation Grant</i>	17 295	17 295
<i>National Health Insurance Grant</i>		
<i>National Tertiary Services Grant</i>	641 267	641 267
<i>Nursing Colleges and Schools Grant</i>		
Funds from Provincial Own Revenue		
Total receipts	2 584 418	2 601 599
Payments		
Current payments	2 484 894	2 518 156
Compensation of employees	1 971 819	1 857 404
Goods and services	513 075	660 752
<i>of which</i>		
<i>Consultants and professional services</i>	224 543	201 808
<i>Contractors</i>	22 670	26 915
<i>Agency & support/outsourced services</i>	5 000	68 547
<i>Medical supplies</i>	100 497	136 150
<i>Medicine</i>	34 719	42 083
<i>Other (Specify)</i>	125 646	185 249
Interest and rent on land		
Transfers and subsidies to:	2 020	2 032
Municipalities		
Departmental agencies and accounts		12
Higher education institutions		
Foreign governments and international organisations		
Public corporations and private enterprises		
Non-profit institutions		
Households	2 020	2 020
Payments for capital assets	97 504	81 411
Buildings and other fixed structures		11 760
Machinery and equipment	97 504	69 651
Heritage assets		
Specialised military assets		
Biological assets		
Land and sub-soil assets		
Software and other intangible assets		
Payments for financial assets		
Unallocated contingency reserve		
Total Payments	2 584 418	2 601 599
Surplus/(deficit) before financing		
Financing		
Roll-overs		
<i>Other (Specify)</i>		
Surplus/(deficit) after financing		

NAME of HOSPITAL: Charlotte Maxeke

Type: Central Hospital

Hospital budget summary

R thousand	Main appropriation	Adjusted appropriation 2013/14
Receipts		
Transfer receipts from national	1 925 639	2 171 413
Equitable share	945 216	1 194 740
Conditional grants	980 423	976 673
<i>Comprehensive HIV and Aids Grant</i>	33 344	30 594
<i>Health Infrastructure Grant</i>	21 581	20 581
<i>Health Professions Training and Development Grant</i>	100 000	100 000
<i>Hospital Revitalisation Grant</i>		
<i>National Health Insurance Grant</i>		
<i>National Tertiary Services Grant</i>	825 498	825 498
<i>Nursing Colleges and Schools Grant</i>		
Funds from Provincial Own Revenue		
Total receipts	1 925 639	2 171 413
Payments		
Current payments	1 804 229	2 063 765
Compensation of employees	1 395 696	1 410 470
Goods and services	408 533	653 295
<i>of which</i>		
<i>Consultants and professional services</i>	101 812	144 750
<i>Contractors</i>	27 838	25 907
<i>Agency & support/outsourced services</i>	4 677	46 484
<i>Medical supplies</i>	98 677	125 536
<i>Medicine</i>	83 817	108 259
<i>Other (Specify)</i>	91 712	202 359
Interest and rent on land		
Transfers and subsidies to:	1 595	1 595
Municipalities		
Departmental agencies and accounts		
Higher education institutions		
Foreign governments and international organisations		
Public corporations and private enterprises		
Non-profit institutions		
Households	1 595	1 595
Payments for capital assets	119 815	106 053
Buildings and other fixed structures		24 172
Machinery and equipment	119 815	81 881
Heritage assets		
Specialised military assets		
Biological assets		
Land and sub-soil assets		
Software and other intangible assets		
Payments for financial assets		
Unallocated contingency reserve		
Total Payments	1 925 639	2 171 413
Surplus/(deficit) before financing		
Financing		
Roll-overs		
<i>Other (Specify)</i>		
Surplus/(deficit) after financing		

NAME of HOSPITAL: Steve Biko
Type: Central Hospital
Hospital budget summary

R thousand	Main appropriation	Adjusted appropriation 2013/14
Receipts		
Transfer receipts from national	1 521 902	1 631 704
Equitable share	700 744	806 389
Conditional grants	821 158	825 315
<i>Comprehensive HIV and Aids Grant</i>	1 770	1 770
<i>Health Infrastructure Grant</i>		
<i>Health Professions Training and Development Grant</i>	100 000	100 000
<i>Hospital Revitalisation Grant</i>		4 157
<i>National Health Insurance Grant</i>		
<i>National Tertiary Services Grant</i>	719 388	719 388
<i>Nursing Colleges and Schools Grant</i>		
Funds from Provincial Own Revenue		
Total receipts	1 521 902	1 631 704
Payments		
Current payments		
Compensation of employees	1 081 840	1 117 461
Goods and services	364 949	436 960
<i>of which</i>		
<i>Consultants and professional services</i>	83 701	88 738
<i>Contractors</i>	17 059	30 980
<i>Agency & support/outsourced services</i>	7 742	24 620
<i>Medical supplies</i>	85 300	86 239
<i>Medicine</i>	81 590	86 598
<i>Other (Specify)</i>	89 557	119 785
Interest and rent on land		
Transfers and subsidies to:	1 830	1 830
Municipalities		
Departmental agencies and accounts		
Higher education institutions		
Foreign governments and international organisations		
Public corporations and private enterprises		
Non-profit institutions		
Households	1 830	1 830
Payments for capital assets	73 283	75 453
Buildings and other fixed structures		2 170
Machinery and equipment	73 283	73 283
Heritage assets		
Specialised military assets		
Biological assets		
Land and sub-soil assets		
Software and other intangible assets		
Payments for financial assets		
Unallocated contingency reserve		
Total Payments	1 521 902	1 631 704
Surplus/(deficit) before financing		
Financing		
Roll-overs		
<i>Other (Specify)</i>		
Surplus/(deficit) after financing		

NAME of HOSPITAL: DR George Mukhari **Type: Central Hospital****Hospital budget summary**

R thousand	Main appropriation	Adjusted appropriation 2013/14
Receipts		
Transfer receipts from national	1 445 250	1 611 702
Equitable share	691 768	851 320
Conditional grants	753 482	760 382
<i>Comprehensive HIV and Aids Grant</i>	8 901	8 901
<i>Health Infrastructure Grant</i>	10 131	10 270
<i>Health Professions Training and Development Grant</i>	100 000	100 000
<i>Hospital Revitalisation Grant</i>		6 761
<i>National Health Insurance Grant</i>		
<i>National Tertiary Services Grant</i>	634 450	634 450
<i>Nursing Colleges and Schools Grant</i>		
Funds from Provincial Own Revenue		
Total receipts	1 445 250	1 611 702
Payments		
Current payments	1 370 824	1 538 591
Compensation of employees	1 047 267	1 141 166
Goods and services	323 557	397 425
<i>of which</i>		
<i>Consultants and professional services</i>	91 243	96 003
<i>Contractors</i>	14 418	15 002
<i>Agency & support/outsourced services</i>	3 584	12 018
<i>Medical supplies</i>	69 468	86 457
<i>Medicine</i>	42 523	45 549
<i>Other (Specify)</i>	102 321	142 396
Interest and rent on land		
Transfers and subsidies to:	1 240	1 240
Municipalities		
Departmental agencies and accounts		
Higher education institutions		
Foreign governments and international organisations		
Public corporations and private enterprises		
Non-profit institutions		
Households	1 240	1 240
Payments for capital assets	73 186	71 871
Buildings and other fixed structures		6 979
Machinery and equipment	73 186	64 892
Heritage assets		
Specialised military assets		
Biological assets		
Land and sub-soil assets		
Software and other intangible assets		
Payments for financial assets		
Unallocated contingency reserve		
Total Payments	1 445 250	1 611 702
Surplus/(deficit) before financing		
Financing		
Roll-overs		
<i>Other (Specify)</i>		
Surplus/(deficit) after financing		

FRAMEWORK FOR THE ALLOCATIONS TO DISTRICT HOSPITALS

NAME OF ALLOCATION	DISTRICT HOSPITALS
Transferring provincial department	<ul style="list-style-type: none"> • Gauteng Department of Health.
Purpose / Programme Description	<ul style="list-style-type: none"> • To provide basic non-specialised health care services including minor surgeries and serve as a gateway to Regional and Central Hospitals
Measurable outputs	<ul style="list-style-type: none"> • Hospital efficiencies (average length of stay; bed occupancy rate; caesarean section rate and hospital separation)
Conditions	<ul style="list-style-type: none"> • To provide level 1 non-specialised health care services including pharmaceuticals
Allocation criteria	<ul style="list-style-type: none"> • Budget allocations according to the bed capacity and package of services rendered
Source of allocation	<ul style="list-style-type: none"> • Equitable share • Conditional grants for specialised projects, e.g. Anti-Retroviral Treatment (ART) & Tuberculosis (TB)
Monitoring mechanisms in place	<ul style="list-style-type: none"> • Monthly, quarterly and annual reports on management and efficiencies as mandated by the National Department of Health • Various standing committee meetings
Estimated life period	<ul style="list-style-type: none"> • Service is ongoing as long as there is patient need

NAME of HOSPITAL:DR Yusuf Dadoo **Type: District Hospital**

R thousand	Main appropriation	Adjusted appropriation 2013/14
Receipts		
Transfer receipts from national	169 476	183 433
Equitable share	155 464	168 703
Conditional grants	14 012	14 730
<i>Comprehensive HIV and Aids Grant</i>	14 012	14 012
<i>Health Infrastructure Grant</i>		
<i>Health Professions Training and Development Grant</i>		
<i>Hospital Revitalisation Grant</i>		718
<i>National Health Insurance Grant</i>		
<i>National Tertiary Services Grant</i>		
<i>Nursing Colleges and Schools Grant</i>		
Funds from Provincial Own Revenue		
Total receipts	169 476	183 433
Payments		
Current payments	162 433	171 582
Compensation of employees	118 333	121 608
Goods and services	44 100	49 974
<i>of which</i>		
<i>Consultants and professional services</i>	8 499	7 861
<i>Contractors</i>	874	874
<i>Agency & support/outsourced services</i>	1 545	1 945
<i>Medical supplies</i>	10 268	14 839
<i>Medicine</i>	6 753	10 526
<i>Other (Specify)</i>	16 161	13 929
Interest and rent on land		
Transfers and subsidies to:	111	116
Municipalities		
Departmental agencies and accounts		5
Higher education institutions		
Foreign governments and international organisations		
Public corporations and private enterprises		
Non-profit institutions		
Households	111	111
Payments for capital assets	6 932	11 735
Buildings and other fixed structures		8 661
Machinery and equipment	6 932	3 074
Heritage assets		
Specialised military assets		
Biological assets		
Land and sub-soil assets		
Software and other intangible assets		
Payments for financial assets		
Unallocated contingency reserve		
Total Payments	169 476	183 433
Surplus/(deficit) before financing		
Financing		
Roll-overs		
<i>Other (Specify)</i>		
Surplus/(deficit) after financing		

NAME of HOSPITAL: Germiston Bertha Gxowa Type: District Hospital

R thousand	Main appropriation	Adjusted appropriation
	2013/14	
Receipts		
Transfer receipts from national	247 311	237 587
Equitable share	160 816	204 713
Conditional grants	86 495	32 874
<i>Comprehensive HIV and Aids Grant</i>	16 634	16 634
<i>Health Infrastructure Grant</i>		
<i>Health Professions Training and Development Grant</i>		
<i>Hospital Revitalisation Grant</i>	69 861	16 240
<i>National Health Insurance Grant</i>		
<i>National Tertiary Services Grant</i>		
<i>Nursing Colleges and Schools Grant</i>		
Funds from Provincial Own Revenue		
Total receipts	247 311	237 587
Payments		
Current payments	172 317	218 028
Compensation of employees	126 242	143 646
Goods and services	46 075	74 382
<i>of which</i>		
<i>Consultants and professional services</i>	11 012	10 649
<i>Contractors</i>	406	706
<i>Agency & support/outsourced services</i>	3 245	3 745
<i>Medical supplies</i>	10 850	20 451
<i>Medicine</i>	7 872	13 929
<i>Other (Specify)</i>	12 690	24 902
Interest and rent on land		
Transfers and subsidies to:	121	146
Municipalities		
Departmental agencies and accounts		10
Higher education institutions		
Foreign governments and international organisations		
Public corporations and private enterprises		
Non-profit institutions		
Households	121	136
Payments for capital assets	74 873	19 413
Buildings and other fixed structures	69 861	16 401
Machinery and equipment	5 012	3 012
Heritage assets		
Specialised military assets		
Biological assets		
Land and sub-soil assets		
Software and other intangible assets		
Payments for financial assets		
Unallocated contingency reserve		
Total Payments	247 311	237 587
Surplus/(deficit) before financing		
Financing		
Roll-overs		

NAME of HOSPITAL: Heidelberg**Type: District Hospital**

R thousand	Main appropriation	Adjusted appropriation
	2013/14	
Receipts		
Transfer receipts from national	117 181	131 887
Equitable share	102 994	119 459
Conditional grants	14 187	12 428
<i>Comprehensive HIV and Aids Grant</i>	12 187	12 187
<i>Health Infrastructure Grant</i>		
<i>Health Professions Training and Development Grant</i>		
<i>Hospital Revitalisation Grant</i>	2 000	241
<i>National Health Insurance Grant</i>		
<i>National Tertiary Services Grant</i>		
<i>Nursing Colleges and Schools Grant</i>		
Funds from Provincial Own Revenue		
Total receipts	117 181	131 887
Payments		
Current payments	106 355	128 589
Compensation of employees	74 946	81 461
Goods and services	31 409	47 128
<i>of which</i>		
<i>Consultants and professional services</i>	4 391	5 601
<i>Contractors</i>	1 000	1 000
<i>Agency & support/outsourced services</i>	704	1 405
<i>Medical supplies</i>	6 224	10 264
<i>Medicine</i>	8 284	12 284
<i>Other (Specify)</i>	10 806	16 574
Interest and rent on land		
Transfers and subsidies to:	118	123
Municipalities		
Departmental agencies and accounts		5
Higher education institutions		
Foreign governments and international organisations		
Public corporations and private enterprises		
Non-profit institutions		
Households	118	118
Payments for capital assets	10 708	3 175
Buildings and other fixed structures	2 000	1 145
Machinery and equipment	8 708	2 030
Heritage assets		
Specialised military assets		
Biological assets		
Land and sub-soil assets		
Software and other intangible assets		
Payments for financial assets		
Unallocated contingency reserve		
Total Payments	117 181	131 887
Surplus/(deficit) before financing		
Financing		
Roll-overs		
<i>Other (Specify)</i>		
Surplus/(deficit) after financing		

NAME of HOSPITAL: Carletonville
Type: District Hospital

R thousand	Main appropriation	Adjusted appropriation 2013/14
Receipts		
Transfer receipts from national	171 995	183 379
Equitable share	145 876	158 073
Conditional grants	26 119	25 306
<i>Comprehensive HIV and Aids Grant</i>	20 222	20 222
<i>Health Infrastructure Grant</i>		1 980
<i>Health Professions Training and Development Grant</i>		
<i>Hospital Revitalisation Grant</i>	5 897	3 104
<i>National Health Insurance Grant</i>		
<i>National Tertiary Services Grant</i>		
<i>Nursing Colleges and Schools Grant</i>		
Funds from Provincial Own Revenue		
Total receipts	171 995	183 379
Payments		
Current payments	156 985	165 236
Compensation of employees	105 054	106 654
Goods and services	51 931	58 582
<i>of which</i>		
<i>Consultants and professional services</i>	7 208	6 832
<i>Contractors</i>	1 056	687
<i>Agency & support/outsourced services</i>	2 560	2 960
<i>Medical supplies</i>	7 015	11 586
<i>Medicine</i>	17 501	22 030
<i>Other (Specify)</i>	16 591	14 487
Interest and rent on land		
Transfers and subsidies to:	250	260
Municipalities		
Departmental agencies and accounts		10
Higher education institutions		
Foreign governments and international organisations		
Public corporations and private enterprises		
Non-profit institutions		
Households	250	250
Payments for capital assets	14 760	17 883
Buildings and other fixed structures	6 077	11 700
Machinery and equipment	8 683	6 183
Heritage assets		
Specialised military assets		
Biological assets		
Land and sub-soil assets		
Software and other intangible assets		
Payments for financial assets		
Unallocated contingency reserve		
Total Payments	171 995	183 379
Surplus/(deficit) before financing		
Financing		
Roll-overs		
<i>Other (Specify)</i>		
Surplus/(deficit) after financing		

NAME of HOSPITAL: Kopanong**Type: District Hospital**

R thousand	Main appropriation	Adjusted appropriation 2013/14
Receipts		
Transfer receipts from national	207 765	209 865
Equitable share	191 341	185 621
Conditional grants	16 424	24 244
<i>Comprehensive HIV and Aids Grant</i>	14 744	14 744
<i>Health Infrastructure Grant</i>		
<i>Health Professions Training and Development Grant</i>		
<i>Hospital Revitalisation Grant</i>	1 680	9 500
<i>National Health Insurance Grant</i>		
<i>National Tertiary Services Grant</i>		
<i>Nursing Colleges and Schools Grant</i>		
Funds from Provincial Own Revenue		
Total receipts	207 765	209 865
Payments		
Current payments	199 194	194 264
Compensation of employees	136 398	132 497
Goods and services	62 796	61 767
<i>of which</i>		
<i>Consultants and professional services</i>	9 880	7 880
<i>Contractors</i>	800	876
<i>Agency & support/outsourced services</i>	4 015	4 715
<i>Medical supplies</i>	10 352	10 148
<i>Medicine</i>	12 021	12 021
<i>Other (Specify)</i>	25 728	26 127
Interest and rent on land		
Transfers and subsidies to:	145	155
Municipalities		
Departmental agencies and accounts		10
Higher education institutions		
Foreign governments and international organisations		
Public corporations and private enterprises		
Non-profit institutions		
Households	145	145
Payments for capital assets	8 426	15 446
Buildings and other fixed structures	1 680	13 322
Machinery and equipment	6 746	2 124
Heritage assets		
Specialised military assets		
Biological assets		
Land and sub-soil assets		
Software and other intangible assets		
Payments for financial assets		
Unallocated contingency reserve		
Total Payments	207 765	209 865
Surplus/(deficit) before financing		
Financing		
Roll-overs		
<i>Other (Specify)</i>		
Surplus/(deficit) after financing		

NAME of HOSPITAL: Pretoria West **Type: District Hospital**

R thousand	Main appropriation	Adjusted appropriation 2013/14
Receipts		
Transfer receipts from national	140 429	164 329
Equitable share	120 332	141 551
Conditional grants	20 097	22 778
<i>Comprehensive HIV and Aids Grant</i>	13 997	13 997
<i>Health Infrastructure Grant</i>		5 489
<i>Health Professions Training and Development Grant</i>		
<i>Hospital Revitalisation Grant</i>	6 100	3 292
<i>National Health Insurance Grant</i>		
<i>National Tertiary Services Grant</i>		
<i>Nursing Colleges and Schools Grant</i>		
Funds from Provincial Own Revenue		
Total receipts	140 429	164 329
Payments		
Current payments		
Compensation of employees	90 401	97 934
Goods and services	39 126	57 613
<i>of which</i>		
<i>Consultants and professional services</i>	5 771	5 771
<i>Contractors</i>	600	450
<i>Agency & support/outourced services</i>	3 425	3 425
<i>Medical supplies</i>	6 962	11 533
<i>Medicine</i>	6 525	11 927
<i>Other (Specify)</i>	15 843	24 507
Interest and rent on land		
Transfers and subsidies to:	110	130
Municipalities		
Departmental agencies and accounts		5
Higher education institutions		
Foreign governments and international organisations		
Public corporations and private enterprises		
Non-profit institutions		
Households	110	125
Payments for capital assets	10 792	8 652
Buildings and other fixed structures	6 100	6 639
Machinery and equipment	4 692	2 013
Heritage assets		
Specialised military assets		
Biological assets		
Land and sub-soil assets		
Software and other intangible assets		
Payments for financial assets		
Unallocated contingency reserve		
Total Payments	140 429	164 329
Surplus/(deficit) before financing		
Financing		
Roll-overs		
<i>Other (Specify)</i>		
Surplus/(deficit) after financing		

I NAME of HOSPITAL: Odi

Type: District Hospital

Hospital budget summary

R thousand	Main appropriation	Adjusted appropriation 2013/14
Receipts		
Transfer receipts from national	214 319	227 517
Equitable share	196 408	204 756
Conditional grants	17 911	22 761
<i>Comprehensive HIV and Aids Grant</i>	17 649	17 649
<i>Health Infrastructure Grant</i>		
<i>Health Professions Training and Development Grant</i>		
<i>Hospital Revitalisation Grant</i>	262	5 112
<i>National Health Insurance Grant</i>		
<i>National Tertiary Services Grant</i>		
<i>Nursing Colleges and Schools Grant</i>		
Funds from Provincial Own Revenue		
Total receipts	214 319	227 517
Payments		
Current payments	208 683	220 138
Compensation of employees	144 915	147 915
Goods and services	63 768	72 223
<i>of which</i>		
<i>Consultants and professional services</i>	11 842	6 842
<i>Contractors</i>	1 150	650
<i>Agency & support/outsourced services</i>	4 000	4 000
<i>Medical supplies</i>	13 187	14 000
<i>Medicine</i>	14 145	16 145
<i>Other (Specify)</i>	19 444	30 586
Interest and rent on land		
Transfers and subsidies to:	150	155
Municipalities		
Departmental agencies and accounts		5
Higher education institutions		
Foreign governments and international organisations		
Public corporations and private enterprises		
Non-profit institutions		
Households	150	150
Payments for capital assets	5 486	7 224
Buildings and other fixed structures	262	3 010
Machinery and equipment	5 224	4 214
Heritage assets		
Specialised military assets		
Biological assets		
Land and sub-soil assets		
Software and other intangible assets		
Payments for financial assets		
Unallocated contingency reserve		
Total Payments	214 319	227 517
Surplus/(deficit) before financing		
Financing		
Roll-overs		
<i>Other (Specify)</i>		
Surplus/(deficit) after financing		

I NAME of HOSPITAL: Jubilee
Type: District Hospital
Hospital budget summary

R thousand	Main appropriation	Adjusted appropriation 2013/14
Receipts		
Transfer receipts from national	262 463	294 283
Equitable share	233 837	263 802
Conditional grants	28 626	30 481
<i>Comprehensive HIV and Aids Grant</i>	28 626	28 626
<i>Health Infrastructure Grant</i>		
<i>Health Professions Training and Development Grant</i>		
<i>Hospital Revitalisation Grant</i>		1 855
<i>National Health Insurance Grant</i>		
<i>National Tertiary Services Grant</i>		
<i>Nursing Colleges and Schools Grant</i>		
Funds from Provincial Own Revenue		
Total receipts	262 463	294 283
Payments		
Current payments	255 894	284 025
Compensation of employees	182 907	188 475
Goods and services	72 987	95 550
<i>of which</i>		
<i>Consultants and professional services</i>	15 616	14 653
<i>Contractors</i>	1 600	2 400
<i>Agency & support/outsourced services</i>	2 005	2 605
<i>Medical supplies</i>	14 669	23 282
<i>Medicine</i>	15 453	17 921
<i>Other (Specify)</i>	23 644	34 689
Interest and rent on land		
Transfers and subsidies to:	219	239
Municipalities		
Departmental agencies and accounts		5
Higher education institutions		
Foreign governments and international organisations		
Public corporations and private enterprises		
Non-profit institutions		
Households	219	234
Payments for capital assets	6 350	10 019
Buildings and other fixed structures		3 735
Machinery and equipment	6 350	6 284
Heritage assets		
Specialised military assets		
Biological assets		
Land and sub-soil assets		
Software and other intangible assets		
Payments for financial assets		
Unallocated contingency reserve		
Total Payments	262 463	294 283
Surplus/(deficit) before financing		
Financing		
Roll-overs		
<i>Other (Specify)</i>		
Surplus/(deficit) after financing		

NAME of HOSPITAL: Tshwane District Type: District Hospital

R thousand	Main appropriation	Adjusted appropriation 2013/14
Receipts		
Transfer receipts from national	236 165	259 202
Equitable share	193 039	214 525
Conditional grants	43 126	44 677
<i>Comprehensive HIV and Aids Grant</i>	25 126	25 126
<i>Health Infrastructure Grant</i>		
<i>Health Professions Training and Development Grant</i>		
<i>Hospital Revitalisation Grant</i>	18 000	19 551
<i>National Health Insurance Grant</i>		
<i>National Tertiary Services Grant</i>		
<i>Nursing Colleges and Schools Grant</i>		
Funds from Provincial Own Revenue		
Total receipts	236 165	259 202
Payments		
Current payments	202 790	225 990
Compensation of employees	132 010	139 848
Goods and services	70 780	86 142
<i>of which</i>		
<i>Consultants and professional services</i>	13 222	13 559
<i>Contractors</i>	784	398
<i>Agency & support/outsourced services</i>	1 000	4 200
<i>Medical supplies</i>	15 798	17 798
<i>Medicine</i>	20 697	22 697
<i>Other (Specify)</i>	19 279	27 490
Interest and rent on land		
Transfers and subsidies to:	156	166
Municipalities		
Departmental agencies and accounts		10
Higher education institutions		
Foreign governments and international organisations		
Public corporations and private enterprises		
Non-profit institutions		
Households	156	156
Payments for capital assets	33 219	33 046
Buildings and other fixed structures	18 000	29 021
Machinery and equipment	15 219	4 025
Heritage assets		
Specialised military assets		
Biological assets		
Land and sub-soil assets		
Software and other intangible assets		
Payments for financial assets		
Unallocated contingency reserve		
Total Payments	236 165	259 202
Surplus/(deficit) before financing		
Financing		
Roll-overs		
<i>Other (Specify)</i>		
Surplus/(deficit) after financing		

NAME of HOSPITAL: Southrand **Type: District Hospital**

R thousand	Main appropriation	Adjusted appropriation
	2013/14	
Receipts		
Transfer receipts from national	184 794	209 250
Equitable share	165 862	186 054
Conditional grants	18 932	23 196
<i>Comprehensive HIV and Aids Grant</i>	17 515	17 515
<i>Health Infrastructure Grant</i>		
<i>Health Professions Training and Development Grant</i>		
<i>Hospital Revitalisation Grant</i>	1 417	5 681
<i>National Health Insurance Grant</i>		
<i>National Tertiary Services Grant</i>		
<i>Nursing Colleges and Schools Grant</i>		
Funds from Provincial Own Revenue		
Total receipts	184 794	209 250
Payments		
Current payments	175 270	199 439
Compensation of employees	124 914	128 675
Goods and services	50 356	70 764
<i>of which</i>		
<i>Consultants and professional services</i>	9 593	9 629
<i>Contractors</i>	852	1 211
<i>Agency & support/outsourced services</i>	988	1 588
<i>Medical supplies</i>	6 361	12 817
<i>Medicine</i>	11 298	16 896
<i>Other (Specify)</i>	21 264	28 623
Interest and rent on land		
Transfers and subsidies to:	100	105
Municipalities		
Departmental agencies and accounts		5
Higher education institutions		
Foreign governments and international organisations		
Public corporations and private enterprises		
Non-profit institutions		
Households	100	100
Payments for capital assets	9 424	9 706
Buildings and other fixed structures	1 417	5 681
Machinery and equipment	8 007	4 025
Heritage assets		
Specialised military assets		
Biological assets		
Land and sub-soil assets		
Software and other intangible assets		
Payments for financial assets		
Unallocated contingency reserve		
Total Payments	184 794	209 250
Surplus/(deficit) before financing		
Financing		
Roll-overs		
<i>Other (Specify)</i>		
Surplus/(deficit) after financing		

NAME of HOSPITAL: Zola**Type: District Hospital**

R thousand	Main appropriation	Adjusted appropriation 2013/14
Receipts		
Transfer receipts from national	209 820	264 279
Equitable share	192 392	128 496
Conditional grants	17 428	135 783
<i>Comprehensive HIV and Aids Grant</i>	17 428	17 428
<i>Health Infrastructure Grant</i>		
<i>Health Professions Training and Development Grant</i>		
<i>Hospital Revitalisation Grant</i>		118 355
<i>National Health Insurance Grant</i>		
<i>National Tertiary Services Grant</i>		
<i>Nursing Colleges and Schools Grant</i>		
Funds from Provincial Own Revenue		
Total receipts	209 820	264 279
Payments		
Current payments	155 105	162 381
Compensation of employees	39 843	87 040
Goods and services	115 262	75 341
<i>of which</i>		
<i>Consultants and professional services</i>	8 996	8 996
<i>Contractors</i>	1 748	1 748
<i>Agency & support/outsourced services</i>	1 500	1 500
<i>Medical supplies</i>	26 793	11 364
<i>Medicine</i>	25 055	18 868
<i>Other (Specify)</i>	51 170	32 865
Interest and rent on land		
Transfers and subsidies to:	50	15
Municipalities		
Departmental agencies and accounts		10
Higher education institutions		
Foreign governments and international organisations		
Public corporations and private enterprises		
Non-profit institutions		
Households	50	5
Payments for capital assets	54 665	101 883
Buildings and other fixed structures		64 918
Machinery and equipment	54 665	36 965
Heritage assets		
Specialised military assets		
Biological assets		
Land and sub-soil assets		
Software and other intangible assets		
Payments for financial assets		
Unallocated contingency reserve		
Total Payments	209 820	264 279
Surplus/(deficit) before financing		
Financing		
Roll-overs		
<i>Other (Specify)</i>		
Surplus/(deficit) after financing		

FRAMEWORK FOR THE ALLOCATIONS TO GENERAL HOSPITALS

NAME OF ALLOCATION	GENERAL HOSPITALS
Transferring provincial department	<ul style="list-style-type: none"> • Gauteng Department of Health.
Purpose / Programme Description	<ul style="list-style-type: none"> • To provide specialised and general (level 1 and level 2) health care by general specialists assisted by medical officers and other health care practitioners • To train health care practitioners, including registrars and medical internships, community service health care practitioners • To serve as referral centres for district health services
Measurable outputs	<ul style="list-style-type: none"> • Hospital efficiencies (Average length of stay; bed occupancy rate etc) • Strengthened hospital management and • Functional hospital boards
Conditions	<ul style="list-style-type: none"> • To provide level 1 and level 2 health care services including pharmaceuticals and allied care • To provide critical care including emergency and intensive care • To provide training platform as indicated above
Allocation criteria	<ul style="list-style-type: none"> • Budget allocation per operational needs
Source of allocation	<ul style="list-style-type: none"> • Equitable share • Only 2 teaching general hospitals get allocated conditional grant funding
Monitoring mechanisms in place	<ul style="list-style-type: none"> • Monthly, quarterly and annual reports on management and efficiencies as mandated by the National Department of Health • Various standing committee meetings
Estimated life period	<ul style="list-style-type: none"> • Service is ongoing as long as there is patient need

NAME of HOSPITAL: Rahima Moosa **Type: General Hospital****Hospital budget summary**

R thousand	Main appropriation	Adjusted appropriation
	2013/14	
Receipts		
Transfer receipts from national	367,940	431,719
Equitable share	328,667	390,162
Conditional grants	39,273	41,557
<i>Comprehensive HIV and Aids Grant</i>	6,555	6,555
<i>Health Infrastructure Grant</i>		1,032
<i>Health Professions Training and Development Grant</i>	23,202	23,202
<i>Hospital Revitalisation Grant</i>	9,516	10,768
<i>National Health Insurance Grant</i>		
<i>National Tertiary Services Grant</i>		
<i>Nursing Colleges and Schools Grant</i>		
Funds from Provincial Own Revenue		
Total receipts	367,940	431,719
Payments		
Current payments	359,387	416,635
Compensation of employees	305,113	295,088
Goods and services	54,274	121,547
<i>of which</i>		
<i>Consultants and professional services</i>	2,832	7,243
<i>Contractors</i>	1,541	3,889
<i>Agency & support/outsourced services</i>	466	16,178
<i>Medical supplies</i>	15,123	21,252
<i>Medicine</i>	12,722	35,474
<i>Other (Specify)</i>	21,590	37,511
Interest and rent on land		
Transfers and subsidies to:	237	238
Municipalities		
Departmental agencies and accounts		1
Higher education institutions		
Foreign governments and international organisations		
Public corporations and private enterprises		
Non-profit institutions		
Households	237	237
Payments for capital assets	8,316	14,846
Buildings and other fixed structures	132	6,319
Machinery and equipment	8,184	8,527
Heritage assets		
Specialised military assets		
Biological assets		
Land and sub-soil assets		
Software and other intangible assets		
Payments for financial assets		
Unallocated contingency reserve		
Total Payments	367,940	431,719
Surplus/(deficit) before financing		
Financing		
Roll-overs		
<i>Other (Specify)</i>		
Surplus/(deficit) after financing		

NAME of HOSPITAL: Edenvale
Type: General Hospital
Hospital budget summary

R thousand	Main appropriation	Adjusted appropriation 2013/14
Receipts		
Transfer receipts from national	219,596	297,035
Equitable share	190,975	266,620
Conditional grants	28,621	30,415
<i>Comprehensive HIV and Aids Grant</i>	22,291	22,291
<i>Health Infrastructure Grant</i>	6,330	1,500
<i>Health Professions Training and Development Grant</i>		
<i>Hospital Revitalisation Grant</i>		6,624
<i>National Health Insurance Grant</i>		
<i>National Tertiary Services Grant</i>		
<i>Nursing Colleges and Schools Grant</i>		
Funds from Provincial Own Revenue		
Total receipts	219,596	297,035
Payments		
Current payments	212,952	289,596
Compensation of employees	150,058	168,032
Goods and services	62,894	121,564
<i>of which</i>		
<i>Consultants and professional services</i>	14,937	22,173
<i>Contractors</i>	3,441	6,347
<i>Agency & support/outsourced services</i>	53	2,605
<i>Medical supplies</i>	11,486	17,938
<i>Medicine</i>	13,688	17,786
<i>Other (Specify)</i>	19,289	54,715
Interest and rent on land		
Transfers and subsidies to:	440	441
Municipalities		
Departmental agencies and accounts		1
Higher education institutions		
Foreign governments and international organisations		
Public corporations and private enterprises		
Non-profit institutions		
Households	440	440
Payments for capital assets	6,204	6,998
Buildings and other fixed structures	206	4,008
Machinery and equipment	5,998	2,990
Heritage assets		
Specialised military assets		
Biological assets		
Land and sub-soil assets		
Software and other intangible assets		
Payments for financial assets		
Unallocated contingency reserve		
Total Payments	219,596	297,035
Surplus/(deficit) before financing		
Financing		
Roll-overs		
<i>Other (Specify)</i>		
Surplus/(deficit) after financing		

NAME of HOSPITAL: Far East Rand**Type: General Hospital****Hospital budget summary**

R thousand	Main appropriation	Adjusted appropriation 2013/14
Receipts		
Transfer receipts from national	322,378	366,288
Equitable share	287,630	337,646
Conditional grants	34,748	28,642
<i>Comprehensive HIV and Aids Grant</i>	21,337	21,337
<i>Health Infrastructure Grant</i>	13,411	
<i>Health Professions Training and Development Grant</i>		7,305
<i>Hospital Revitalisation Grant</i>		
<i>National Health Insurance Grant</i>		
<i>National Tertiary Services Grant</i>		
<i>Nursing Colleges and Schools Grant</i>		
Funds from Provincial Own Revenue		
Total receipts	322,378	366,288
Payments		
Current payments	307,560	350,259
Compensation of employees	232,189	243,448
Goods and services	75,371	106,811
<i>of which</i>		
<i>Consultants and professional services</i>	14,616	9,173
<i>Contractors</i>	3,000	2,942
<i>Agency & support/outsourced services</i>	337	1,537
<i>Medical supplies</i>	14,333	24,020
<i>Medicine</i>	20,498	24,646
<i>Other (Specify)</i>	22,587	44,493
Interest and rent on land		
Transfers and subsidies to:	307	310
Municipalities		
Departmental agencies and accounts		3
Higher education institutions		
Foreign governments and international organisations		
Public corporations and private enterprises		
Non-profit institutions		
Households	307	307
Payments for capital assets	14,511	15,719
Buildings and other fixed structures	7,508	12,719
Machinery and equipment	7,003	3,000
Heritage assets		
Specialised military assets		
Biological assets		
Land and sub-soil assets		
Software and other intangible assets		
Payments for financial assets		
Unallocated contingency reserve		
Total Payments	322,378	366,288
Surplus/(deficit) before financing		
Financing		
Roll-overs		
<i>Other (Specify)</i>		
Surplus/(deficit) after financing		

NAME of HOSPITAL: Leratong
Type: General hospital
Hospital budget summary

R thousand	Main appropriation	Adjusted appropriation 2013/14
Receipts		
Transfer receipts from national	496,946	562,391
Equitable share	453,108	524,879
Conditional grants	43,838	37,512
<i>Comprehensive HIV and Aids Grant</i>	25,446	25,446
<i>Health Infrastructure Grant</i>	18,392	2,700
<i>Health Professions Training and Development Grant</i>		
<i>Hospital Revitalisation Grant</i>		9,366
<i>National Health Insurance Grant</i>		
<i>National Tertiary Services Grant</i>		
<i>Nursing Colleges and Schools Grant</i>		
Funds from Provincial Own Revenue		
Total receipts	496,946	562,391
Payments		
Current payments	483,804	547,548
Compensation of employees	386,724	392,524
Goods and services	97,080	155,024
<i>of which</i>		
<i>Consultants and professional services</i>	16,499	26,410
<i>Contractors</i>	3,552	3,187
<i>Agency & support/outsourced services</i>	356	1,924
<i>Medical supplies</i>	19,366	45,188
<i>Medicine</i>	18,447	28,833
<i>Other (Specify)</i>	38,860	49,482
Interest and rent on land		
Transfers and subsidies to:	561	562
Municipalities		
Departmental agencies and accounts		1
Higher education institutions		
Foreign governments and international organisations		
Public corporations and private enterprises		
Non-profit institutions		
Households	561	561
Payments for capital assets	12,581	14,281
Buildings and other fixed structures	1,000	10,254
Machinery and equipment	11,581	4,027
Heritage assets		
Specialised military assets		
Biological assets		
Land and sub-soil assets		
Software and other intangible assets		
Payments for financial assets		
Unallocated contingency reserve		
Total Payments	496,946	562,391
Surplus/(deficit) before financing		
Financing		
Roll-overs		
<i>Other (Specify)</i>		
Surplus/(deficit) after financing		

NAME of HOSPITAL: **Natalspruit**Type: **General hospital****Hospital budget summary**

R thousand	Main appropriation	Adjusted appropriation 2013/14
Receipts		
Transfer receipts from national	732,302	820,138
Equitable share	481,741	531,283
Conditional grants	250,561	288,855
<i>Comprehensive HIV and Aids Grant</i>	23,919	23,919
<i>Health Infrastructure Grant</i>		
<i>Health Professions Training and Development Grant</i>		
<i>Hospital Revitalisation Grant</i>	226,642	264,936
<i>National Health Insurance Grant</i>		
<i>National Tertiary Services Grant</i>		
<i>Nursing Colleges and Schools Grant</i>		
Funds from Provincial Own Revenue		
Total receipts	732,302	820,138
Payments		
Current payments	501,605	609,310
Compensation of employees	401,208	420,661
Goods and services	100,397	188,649
<i>of which</i>		
<i>Consultants and professional services</i>	15,527	26,816
<i>Contractors</i>	4,645	2,027
<i>Agency & support/outsourced services</i>	65	2,462
<i>Medical supplies</i>	31,246	49,745
<i>Medicine</i>	25,738	28,511
<i>Other (Specify)</i>	23,176	79,088
Interest and rent on land		
Transfers and subsidies to:	217	218
Municipalities		
Departmental agencies and accounts		1
Higher education institutions		
Foreign governments and international organisations		
Public corporations and private enterprises		
Non-profit institutions		
Households	217	217
Payments for capital assets	230,480	210,610
Buildings and other fixed structures	100,576	112,984
Machinery and equipment	129,904	97,626
Heritage assets		
Specialised military assets		
Biological assets		
Land and sub-soil assets		
Software and other intangible assets		
Payments for financial assets		
Unallocated contingency reserve		
Total Payments	732,302	820,138
Surplus/(deficit) before financing		
Financing		
Roll-overs		
<i>Other (Specify)</i>		
Surplus/(deficit) after financing		

NAME of HOSPITAL: Pholosong
Type: General hospital
Hospital budget summary

R thousand	Main appropriation	Adjusted appropriation 2013/14
Receipts		
Transfer receipts from national	356,913	369,300
Equitable share	302,796	310,339
Conditional grants	54,117	58,961
<i>Comprehensive HIV and Aids Grant</i>	27,124	27,124
<i>Health Infrastructure Grant</i>		1,089
<i>Health Professions Training and Development Grant</i>		
<i>Hospital Revitalisation Grant</i>	26,993	30,748
<i>National Health Insurance Grant</i>		
<i>National Tertiary Services Grant</i>		
<i>Nursing Colleges and Schools Grant</i>		
Funds from Provincial Own Revenue		
Total receipts	356,913	369,300
Payments		
Current payments	285,651	344,934
Compensation of employees	222,633	251,348
Goods and services	63,018	93,586
<i>of which</i>		
<i>Consultants and professional services</i>	9,511	4,470
<i>Contractors</i>	1,200	948
<i>Agency & support/outsourced services</i>	360	1,566
<i>Medical supplies</i>	14,080	35,284
<i>Medicine</i>	20,418	19,271
<i>Other (Specify)</i>	17,449	32,047
Interest and rent on land		
Transfers and subsidies to:	230	231
Municipalities		
Departmental agencies and accounts		1
Higher education institutions		
Foreign governments and international organisations		
Public corporations and private enterprises		
Non-profit institutions		
Households	230	230
Payments for capital assets	71,032	24,135
Buildings and other fixed structures	20,396	21,137
Machinery and equipment	50,636	2,998
Heritage assets		
Specialised military assets		
Biological assets		
Land and sub-soil assets		
Software and other intangible assets		
Payments for financial assets		
Unallocated contingency reserve		
Total Payments	356,913	369,300
Surplus/(deficit) before financing		
Financing		
Roll-overs		
<i>Other (Specify)</i>		
Surplus/(deficit) after financing		

NAME of HOSPITAL: **Sebokeng**Type: **General hospital****Hospital budget summary**

R thousand	Main appropriation	Adjusted appropriation 2013/14
Receipts		
Transfer receipts from national	502,726	453,589
Equitable share	424,121	423,809
Conditional grants	78,605	29,780
<i>Comprehensive HIV and Aids Grant</i>	20,848	20,848
<i>Health Infrastructure Grant</i>		
<i>Health Professions Training and Development Grant</i>		
<i>Hospital Revitalisation Grant</i>	57,757	8,932
<i>National Health Insurance Grant</i>		
<i>National Tertiary Services Grant</i>		
<i>Nursing Colleges and Schools Grant</i>		
Funds from Provincial Own Revenue		
Total receipts	502,726	453,589
Payments		
Current payments	443,923	439,925
Compensation of employees	345,618	317,211
Goods and services	98,305	122,714
<i>of which</i>		
<i>Consultants and professional services</i>	12,495	16,447
<i>Contractors</i>	3,971	2,302
<i>Agency & support/outsourced services</i>	1,110	4,446
<i>Medical supplies</i>	39,631	43,031
<i>Medicine</i>	21,082	28,995
<i>Other (Specify)</i>	20,016	27,493
Interest and rent on land		
Transfers and subsidies to:	416	417
Municipalities		
Departmental agencies and accounts		1
Higher education institutions		
Foreign governments and international organisations		
Public corporations and private enterprises		
Non-profit institutions		
Households	416	416
Payments for capital assets	58,387	13,247
Buildings and other fixed structures	50,746	8,765
Machinery and equipment	7,641	4,482
Heritage assets		
Specialised military assets		
Biological assets		
Land and sub-soil assets		
Software and other intangible assets		
Payments for financial assets		
Unallocated contingency reserve		
Total Payments	502,726	453,589
Surplus/(deficit) before financing		
Financing		
Roll-overs		
<i>Other (Specify)</i>		
Surplus/(deficit) after financing		

NAME of HOSPITAL: Tambo Memorial
Type: General hospital
Hospital budget summary

R thousand	Main appropriation	Adjusted appropriation 2013/14
Receipts		
Transfer receipts from national	471,700	497,892
Equitable share	444,129	466,391
Conditional grants	27,571	31,501
<i>Comprehensive HIV and Aids Grant</i>	14,578	14,578
<i>Health Infrastructure Grant</i>		5,335
<i>Health Professions Training and Development Grant</i>		
<i>Hospital Revitalisation Grant</i>	12,993	11,588
<i>National Health Insurance Grant</i>		
<i>National Tertiary Services Grant</i>		
<i>Nursing Colleges and Schools Grant</i>		
Funds from Provincial Own Revenue		
Total receipts	471,700	497,892
Payments		
Current payments	456,438	478,075
Compensation of employees	374,104	354,938
Goods and services	82,334	123,137
of which		
<i>Consultants and professional services</i>	13,663	8,311
<i>Contractors</i>	3,300	1,366
<i>Agency & support/outsourced services</i>	438	5,566
<i>Medical supplies</i>	22,919	46,441
<i>Medicine</i>	19,201	24,620
<i>Other (Specify)</i>	22,813	36,833
Interest and rent on land		
Transfers and subsidies to:	483	484
Municipalities		
Departmental agencies and accounts		1
Higher education institutions		
Foreign governments and international organisations		
Public corporations and private enterprises		
Non-profit institutions		
Households	483	483
Payments for capital assets	14,779	19,333
Buildings and other fixed structures	3,822	9,241
Machinery and equipment	10,957	10,092
Heritage assets		
Specialised military assets		
Biological assets		
Land and sub-soil assets		
Software and other intangible assets		
Payments for financial assets		
Unallocated contingency reserve		
Total Payments	471,700	497,892
Surplus/(deficit) before financing		
Financing		
Roll-overs		
<i>Other (Specify)</i>		
Surplus/(deficit) after financing		

NAME of HOSPITAL: Mamelodi

Type: General hospital

Hospital budget summary

R thousand	Main appropriation	Adjusted appropriation 2013/14
Receipts		
Transfer receipts from national	280,799	367,436
Equitable share	262,914	340,080
Conditional grants	17,885	27,356
<i>Comprehensive HIV and Aids Grant</i>	13,746	26,296
<i>Health Infrastructure Grant</i>		
<i>Health Professions Training and Development Grant</i>		
<i>Hospital Revitalisation Grant</i>	4,139	1,060
<i>National Health Insurance Grant</i>		
<i>National Tertiary Services Grant</i>		
<i>Nursing Colleges and Schools Grant</i>		
Funds from Provincial Own Revenue		
Total receipts	280,799	367,436
Payments		
Current payments	270,456	347,066
Compensation of employees	191,501	239,519
Goods and services	78,955	107,547
<i>of which</i>		
<i>Consultants and professional services</i>	14,808	14,494
<i>Contractors</i>	3,278	2,177
<i>Agency & support/outsourced services</i>	438	6,489
<i>Medical supplies</i>	24,972	19,684
<i>Medicine</i>	10,000	39,051
<i>Other (Specify)</i>	25,459	25,652
Interest and rent on land		
Transfers and subsidies to:	351	353
Municipalities		
Departmental agencies and accounts		2
Higher education institutions		
Foreign governments and international organisations		
Public corporations and private enterprises		
Non-profit institutions		
Households	351	351
Payments for capital assets	9,992	20,017
Buildings and other fixed structures	4,139	13,660
Machinery and equipment	5,853	6,357
Heritage assets		
Specialised military assets		
Biological assets		
Land and sub-soil assets		
Software and other intangible assets		
Payments for financial assets		
Unallocated contingency reserve		
Total Payments	280,799	367,436
Surplus/(deficit) before financing		
Financing		
Roll-overs		
<i>Other (Specify)</i>		
Surplus/(deficit) after financing		

FRAMEWORK FOR THE ALLOCATIONS TO TERTIARY HOSPITALS

NAME OF ALLOCATION	TERTIARY HOSPITALS
Transferring provincial department	<ul style="list-style-type: none"> • Gauteng Department of Health.
Purpose / Programme Description	<ul style="list-style-type: none"> • To provide specialist and sub-specialist care to a number of regional hospitals. Most care provided will be at level 3 and will require the expertise of teams led by specialists. • The area of speciality include cardiology, cardiothoracic surgery, craniofacial surgery, diagnostic radiology, ENT, endocrinology, geriatrics, haematology, human genetics, infectious diseases, general surgery, orthopaedics, general medicine, paediatrics, obstetrics & gynaecology, radiology and anaesthetics. • There may also be some level 1 services provided within the local sub-district.
Measurable outputs	<ul style="list-style-type: none"> • Hospital efficiencies (Average length of stay; bed occupancy rate etc) • Strengthened hospital management and • Functional hospital boards
Conditions	<ul style="list-style-type: none"> • To provide specialist and sub-specialist care to a number of regional hospitals. • The speciality include cardiology, cardiothoracic surgery, craniofacial surgery, diagnostic radiology, ENT, endocrinology, geriatrics, haematology, human genetics, infectious diseases, general surgery, orthopaedics, general medicine, paediatrics, obstetrics & gynaecology, radiology and anaesthetics. • To provide level 3 health care services and may also be level 1 service provided.
Allocation criteria	<ul style="list-style-type: none"> • Budget allocation per operational needs
Source of allocation	<ul style="list-style-type: none"> • Equitable share • National Tertiary Service Grant • Health Professions Training and Development Grant
Monitoring mechanisms in place	<ul style="list-style-type: none"> • Monthly, quarterly and annual reports on management and efficiencies as mandated by the National Department of Health • Various standing committee meetings
Estimated life period	<ul style="list-style-type: none"> • Service is ongoing as long as there is patient need

NAME of HOSPITAL: Kalafong

Type: Tertiary Hospital

Hospital budget summary

R thousand	Main appropriation	Adjusted appropriation 2013/14
Receipts		
Transfer receipts from national	693,961	815,498
Equitable share	417,554	529,957
Conditional grants	276,407	285,541
<i>Comprehensive HIV and Aids Grant</i>	21,564	20,189
<i>Health Infrastructure Grant</i>		
<i>Health Professions Training and Development Grant</i>	52,000	52,000
<i>Hospital Revitalisation Grant</i>	16,555	27,064
<i>National Health Insurance Grant</i>		
<i>National Tertiary Services Grant</i>	186,288	186,288
<i>Nursing Colleges and Schools Grant</i>		
Funds from Provincial Own Revenue		
Total receipts	693,961	815,498
Payments		
Current payments	644,863	775,482
Compensation of employees	517,663	540,198
Goods and services	127,200	235,284
<i>of which</i>		
<i>Consultants and professional services</i>	40,731	35,101
<i>Contractors</i>	1,100	4,500
<i>Agency & support/outsourced services</i>	110	8,570
<i>Medical supplies</i>	48,157	53,144
<i>Medicine</i>	14,754	40,503
<i>Other (Specify)</i>	22,348	93,466
Interest and rent on land		
Transfers and subsidies to:	998	998
Municipalities		
Departmental agencies and accounts		
Higher education institutions		
Foreign governments and international organisations		
Public corporations and private enterprises		
Non-profit institutions		
Households	998	998
Payments for capital assets	48,100	39,018
Buildings and other fixed structures	20,776	5,421
Machinery and equipment	27,324	33,597
Heritage assets		
Specialised military assets		
Biological assets		
Land and sub-soil assets		
Software and other intangible assets		
Payments for financial assets		
Unallocated contingency reserve		
Total Payments	693,961	815,498
Surplus/(deficit) before financing		
Financing		
Roll-overs		
<i>Other (Specify)</i>		
Surplus/(deficit) after financing		

NAME of HOSPITAL: Tembisa
Type: Tertiary Hospital
Hospital budget summary

R thousand	Main appropriation	Adjusted appropriation 2013/14
Receipts		
Transfer receipts from national	630 358	759 940
Equitable share	411 023	534 631
Conditional grants	219 335	225 309
<i>Comprehensive HIV and Aids Grant</i>	29 871	28 496
<i>Health Infrastructure Grant</i>	4 060	3 817
<i>Health Professions Training and Development Grant</i>	42 000	42 000
<i>Hospital Revitalisation Grant</i>	7 942	15 534
<i>National Health Insurance Grant</i>		
<i>National Tertiary Services Grant</i>	135 462	135 462
<i>Nursing Colleges and Schools Grant</i>		
Funds from Provincial Own Revenue		
Total receipts	630 358	759 940
Payments		
Current payments	585 364	708 027
Compensation of employees	474 834	477 573
Goods and services	110 530	230 454
<i>of which</i>		
<i>Consultants and professional services</i>	21 744	23 318
<i>Contractors</i>	3 357	6 478
<i>Agency & support/outsourced services</i>	418	7 985
<i>Medical supplies</i>	28 389	52 735
<i>Medicine</i>	21 642	71 850
<i>Other (Specify)</i>	34 980	68 088
Interest and rent on land		
Transfers and subsidies to:	609	610
Municipalities		
Departmental agencies and accounts		1
Higher education institutions		
Foreign governments and international organisations		
Public corporations and private enterprises		
Non-profit institutions		
Households	609	609
Payments for capital assets	44 385	51 303
Buildings and other fixed structures	8 576	8 333
Machinery and equipment	35 809	42 970
Heritage assets		
Specialised military assets		
Biological assets		
Land and sub-soil assets		
Software and other intangible assets		
Payments for financial assets		
Unallocated contingency reserve		
Total Payments	630 358	759 940
Surplus/(deficit) before financing		
Financing		
Roll-overs		
<i>Other (Specify)</i>		
Surplus/(deficit) after financing		

NAME of HOSPITAL: Helen Joseph **Type: Tertiary Hospital****Hospital budget summary**

R thousand	Main appropriation	Adjusted appropriation 2013/14
Receipts		
Transfer receipts from national	661 115	800 120
Equitable share	385 656	528 937
Conditional grants	275 459	271 183
<i>Comprehensive HIV and Aids Grant</i>	49 538	45 413
<i>Health Infrastructure Grant</i>	8 733	11 513
<i>Health Professions Training and Development Grant</i>	42 060	42 060
<i>Hospital Revitalisation Grant</i>	11 550	8 619
<i>National Health Insurance Grant</i>		
<i>National Tertiary Services Grant</i>	163 578	163 578
<i>Nursing Colleges and Schools Grant</i>		
Funds from Provincial Own Revenue		
Total receipts	661 115	800 120
Payments		
Current payments	623 787	754 446
Compensation of employees	456 217	480 773
Goods and services	167 570	273 673
<i>of which</i>		
<i>Consultants and professional services</i>	47 426	40 498
<i>Contractors</i>	3 460	6 478
<i>Agency & support/outsourced services</i>	2 121	7 985
<i>Medical supplies</i>	41 635	52 735
<i>Medicine</i>	35 395	71 850
<i>Other (Specify)</i>	37 533	94 127
Interest and rent on land		
Transfers and subsidies to:	310	310
Municipalities		
Departmental agencies and accounts		
Higher education institutions		
Foreign governments and international organisations		
Public corporations and private enterprises		
Non-profit institutions		
Households	310	310
Payments for capital assets	37 018	45 364
Buildings and other fixed structures	14 574	16 354
Machinery and equipment	22 444	29 010
Heritage assets		
Specialised military assets		
Biological assets		
Land and sub-soil assets		
Software and other intangible assets		
Payments for financial assets		
Unallocated contingency reserve		
Total Payments	661 115	800 120
Surplus/(deficit) before financing		
Financing		
Roll-overs		
<i>Other (Specify)</i>		
Surplus/(deficit) after financing		