

***THE PROVINCE OF
GAUTENG***

***DIE PROVINSIE VAN
GAUTENG***

Provincial Gazette Provinsiale Koerant

Selling price • Verkoopprys: **R2.50**
Other countries • Buitelands: **R3.25**

Vol. 26

PRETORIA
3 JUNE 2020
3 JUNIE 2020

No. 91

CONTENTS

Gazette *Page*
No. *No.*

GENERAL NOTICES • ALGEMENE KENNISGEWINGS

425	Gauteng Provincial Treasury: Adjustment Budget Allocations to Schools and Hospitals in Gauteng Province in terms of Section 30 of the 2020 Division of Revenue Bill	91	14
-----	---	----	----

PROCLAMATION • PROKLAMASIE

43	Rand West City Local Municipality Spatial Planning and Land Use Management By-Law, 2017: Erven 16872 and 16873 Mohlakeng Extension 16	91	167
----	---	----	-----

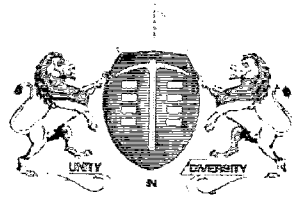
OFFICIAL NOTICES • AMPTELIKE KENNISGEWINGS

2	LostDeeds Registries Act, 1937: Lost or destroyed deed: Portion 34 (a portion of Portion 6) of Lot 13, Edenburg Township, Division Division I.R., the Province of Gauteng	91	168
1	Lost or Destroyed Deed: Portion 34 (a portion of Portion 6) of Lot 13 Edenburg Township, Registration Division I.R., The Province of Gauteng	91	172

LOCAL AUTHORITY NOTICES • PLAASLIKE OWERHEIDS KENNISGEWINGS

642	City of Tshwane Land Use Management By-law, 2016: Erf 212, Clubview.....	91	176
642	Stad van Tshwane Grondgebruik Bestuur Bywet, 2016: Erf 212, Clubview.....	91	177
645	Gauteng Removal of Restrictions Act, 1996 (Act 3 of 1996): Erf 122, Farrar Park Township.....	91	178

GENERAL NOTICES • ALGEMENE KENNISGEWINGS

NOTICE 425 OF 2020


GAUTENG PROVINCE
PROVINCIAL TREASURY
REPUBLIC OF SOUTH AFRICA

GAUTENG PROVINCIAL TREASURY

In accordance with Section 30 of the Division of Revenue Bill of 2019, I hereby give notice of the allocations for the 2020/21 financial year as set out in the attached schedules. These allocations will be received by institutions listed in this gazette according to the transfer mechanism as per attached schedule and for purposes and conditions set out therein.

Ms N. Nkomo-Ralehoko
MEC: Finance

Date: 15/05/2020



GAUTENG PROVINCE

REPUBLIC OF SOUTH AFRICA

**ADJUSTMENT BUDGET ALLOCATIONS TO SCHOOLS AND
HOSPITALS IN GAUTENG PROVINCE IN TERMS OF SECTION 30
OF THE 2020 DIVISION OF REVENUE BILL**

FRAMEWORK FOR THE ALLOCATIONS TO PUBLIC SCHOOLS

NAME OF ALLOCATION	TRANSFERS TO SCHOOLS
Transferring Provincial Department	<ul style="list-style-type: none"> Gauteng Department of Education
Purpose/Programme Description	<ul style="list-style-type: none"> Programme 2: Public Ordinary School Education To provide public ordinary education from Grades 1 to 12, in accordance with the South African schools Act. Programme 3: Independent School Education To support Independent Schools from Grades 1to12 in accordance with the South African Schools Act. Programme 4: Education in Special Schools To provide compulsory public education in Special Schools in accordance with the South African Schools Act and White Paper 6 on inclusive education. Programme 5: Early Child Education To provide Early Childhood Education (ECD) at the Grade R and earlier levels in accordance with White Paper 5.
Measurable Outputs	<ul style="list-style-type: none"> Increased pass rates in Grade 12 Improved reading and mathematical skills of learners at primary level Increased access to Learners with Special Education Needs (LSEN) and to ensure that these learners are correctly placed
Conditions	<ul style="list-style-type: none"> Public Ordinary Schools, Grade R and Special Schools must comply with South African Schools Act and submit Audited Financial Statements Independent Schools must comply with South African Schools act and Provincial Regulations and post registration requirements as well as with subsidy requirements
Allocation Criteria	<ul style="list-style-type: none"> Funds utilisation rate (Learner per capita) Operational needs
Source of Allocation	<ul style="list-style-type: none"> Equitable share Conditional grant
Monitoring Mechanisms in place	<ul style="list-style-type: none"> Submission of quarterly reports and regular Management meetings.

Public Ordinary Schools																			
EMIS number	No.	Name of School	District	EMIS number	Primary Secondary Combined	Quintile	No Fee Status (Yes/No)	Section 21 Status (Yes/No)	Nr of Educators	Nr of non-Educators	Nr. of Learners 2020	Allocation per learner 2020	Main Appropriation	Adjusted Appropriation	Revised estimate	Medium term estimates			
													R'000			R'000			
													2019/20			2020/21	2021/22	2022/23	
700310045	1	ACTONVILLE PRIMARY SCHOOL	EKURHULENI NORTH	700310045 PRIMARY		5	NO	YES	32	16	1 203	735	846	841	841	884	932	976	
700310128	2	ARBOR PRIMARY SCHOOL	EKURHULENI NORTH	700310128 PRIMARY		5	NO	YES	42	6	1 016	735	660	709	709	747	787	824	
700260018	3	ASTON MANOR PRIMARY SCHOOL	EKURHULENI NORTH	700260018 PRIMARY		5	NO	YES	39	5	810	735	581	562	562	595	627	656	
700160184	4	BEDFORDVIEW HIGH SCHOOL	EKURHULENI NORTH	700160184 SECONDARY		5	NO	YES	33	5	915	735	590	647	647	673	709	742	
700400643	5	CHIEF A LUTHULI PARK SECONDARY SCHOOL	EKURHULENI NORTH	700400643 SECONDARY		4	YES	YES	32	2	1 205	1 466	1 575	1 707	1 707	1 767	1 862	1 950	
700160200	6	BEDFORDVIEW PRIMARY SCHOOL	EKURHULENI NORTH	700160200 PRIMARY		5	NO	YES	41	6	951	735	686	666	666	699	737	772	
700311241	7	LESABE PRIMARY SCHOOL	EKURHULENI NORTH	700311241 PRIMARY		4	YES	YES	19	6	606	1 466	844	856	836	893	941	985	
700211276	8	BEHUKAYO PRIMARY FARM SCHOOL	EKURHULENI NORTH	700211276 PRIMARY		1	YES	YES	10	9	198	1 466	274	289	289	290	306	320	
700400699	9	PHOMOLOHO SECONDARY SCHOOL NO. 2	EKURHULENI NORTH	700400699 SECONDARY		3	YES	YES	41	10	1 504	1 466	1 627	2 006	2 006	2 205	2 324	2 433	
700261537	10	MADIBATLOU MIDDLE SCHOOL	EKURHULENI NORTH	700261537 PRIMARY		1	YES	YES	49	27	1 793	1 466	2 410	2 436	2 436	2 629	2 771	2 901	
700400400	11	TSWELOPELE SECONDARY SCHOOL	EKURHULENI NORTH	700400400 SECONDARY		1	YES	YES	43	11	1 169	1 466	1 627	1 674	1 674	1 714	1 807	1 892	
700310151	12	BENONI HIGH SCHOOL	EKURHULENI NORTH	700310151 SECONDARY		5	NO	YES	83	11	1 496	735	1 131	1 061	1 061	1 100	1 159	1 213	
700311027	13	EKURHAYILEHI PRIMARY SCHOOL	EKURHULENI NORTH	700311027 PRIMARY		3	YES	YES	24	18	856	1 466	1 205	1 257	1 207	1 255	1 323	1 385	
700210773	14	LAERSKOOLOLIFANTSFONTEIN	EKURHULENI NORTH	700210773 PRIMARY		5	NO	YES	47	13	1 404	735	930	979	979	1 032	1 088	1 139	
700310177	15	BENONI JUNIOR SCHOOL	EKURHULENI NORTH	700310177 PRIMARY		5	NO	YES	25	12	703	735	434	491	491	517	545	571	
700310052	16	BETIKONI PRIMARY SCHOOL	EKURHULENI NORTH	700310052 PRIMARY		5	NO	YES	32	9	1 140	735	777	792	792	838	883	925	
700400079	17	MIPUMELELO PRIMARY SCHOOL	EKURHULENI NORTH	700400079 PRIMARY		1	YES	YES	47	31	1 695	1 466	2 425	2 458	2 458	2 485	2 619	2 742	
700310194	18	BETIKONI WEST PRIMARY SCHOOL	EKURHULENI NORTH	700310193 PRIMARY		5	NO	YES	27	5	790	735	529	548	548	581	612	641	
700310500	19	BHEKIMFUNDO PRIMARY SCHOOL	EKURHULENI NORTH	700310620 PRIMARY		3	YES	YES	17	5	503	1 466	981	690	690	737	777	814	
700260026	20	BIRCH ACRES PRIMARY SCHOOL	EKURHULENI NORTH	700260026 PRIMARY		5	NO	YES	40	7	1 363	735	952	947	947	1 002	1 056	1 106	
700260020	21	BOITUMELONG SECONDARY SCHOOL	EKURHULENI NORTH	700260020 SECONDARY		4	YES	YES	53	12	1 752	1 466	2 126	2 396	2 396	2 568	2 707	2 834	
700260099	22	BOELCHS PRIMARY SCHOOL	EKURHULENI NORTH	700260038 PRIMARY		4	YES	YES	30	18	995	1 466	1 469	1 387	1 387	1 450	1 538	1 610	
700260646	23	BOKOMOSSO SECONDARY SCHOOL	EKURHULENI NORTH	700260646 SECONDARY		4	YES	YES	48	16	1 296	1 466	1 757	1 788	1 788	1 900	2 003	2 097	
700260059	24	BOJAERO PARK PRIMARY SCHOOL	EKURHULENI NORTH	700260059 PRIMARY		5	NO	YES	32	6	987	735	681	686	686	725	764	800	
700400245	25	CHIEF LUTHULI PRIMARY SCHOOL	EKURHULENI NORTH	700400245 PRIMARY		4	YES	YES	50	27	1 758	1 466	2 428	2 433	2 433	2 577	2 716	2 844	
700260349	26	CHLOCFKOP PRIMARY SCHOOL	EKURHULENI NORTH	700260349 PRIMARY		5	NO	YES	15	11	1 176	735	719	817	817	864	911	954	
700260083	27	CRESSLAW PRIMARY SCHOOL	EKURHULENI NORTH	700260083 PRIMARY		5	NO	YES	38	8	886	735	621	622	622	651	686	718	
700400251	28	CRYSTAL PARK HIGH	EKURHULENI NORTH	700400251 SECONDARY		4	NO	YES	22	8	631	735	423	446	446	464	489	512	
700310050	29	CRYSTAL PARK PRIMARY SCHOOL	EKURHULENI NORTH	700310050 PRIMARY		5	NO	YES	29	6	893	735	609	619	619	666	691	723	
700310087	30	DAVEYTON INTERMEDIATE SCHOOL	EKURHULENI NORTH	700310087 PRIMARY		3	YES	YES	39	24	1 372	1 466	1 962	1 917	1 917	2 011	2 120	2 220	
700160291	31	DAWVIEW HIGH SCHOOL	EKURHULENI NORTH	700160291 SECONDARY		5	NO	YES	29	6	734	735	523	518	518	539	568	596	
700310695	32	DINOTO TECHNICAL SECONDARY SCHOOL	EKURHULENI NORTH	700310695 SECONDARY		3	YES	YES	44	12	1 012	1 466	1 446	1 411	1 411	1 484	1 564	1 638	
700160358	33	DUTHEGANI PRIMARY SCHOOL	EKURHULENI NORTH	700160358 PRIMARY		5	NO	YES	35	5	857	735	628	615	615	630	664	696	
700160382	34	EASTLEIGH PRIMARY SCHOOL	EKURHULENI NORTH	700160382 PRIMARY		5	NO	YES	36	6	1 003	735	694	705	705	737	777	814	
700160390	35	EDENGLIEN HIGH SCHOOL	EKURHULENI NORTH	700160390 SECONDARY		5	NO	YES	72	11	1 514	735	1 082	1 053	1 053	1 113	1 173	1 228	
700160408	36	EDENGLIEN PRIMARY SCHOOL	EKURHULENI NORTH	700160408 PRIMARY		5	NO	YES	53	9	1 250	735	972	876	876	919	969	1 015	
700160416	37	EDENVALE HIGH SCHOOL	EKURHULENI NORTH	700160416 SECONDARY		5	NO	YES	75	8	1 275	735	948	906	906	936	969	1 035	
700260091	38	EDLEEN PRIMARY SCHOOL	EKURHULENI NORTH	700260091 PRIMARY		5	NO	YES	51	8	1 522	735	1 069	1 056	1 056	1 119	1 179	1 234	
700260729	39	EMMANGWENI PRIMARY SCHOOL	EKURHULENI NORTH	700260729 PRIMARY		3	YES	YES	47	24	1 667	1 466	2 441	2 246	2 246	2 444	2 576	2 697	
700260745	40	ENDULWENI PRIMARY SCHOOL	EKURHULENI NORTH	700260745 PRIMARY		1	YES	YES	30	9	933	1 466	1 342	1 297	1 297	1 368	1 442	1 510	
700260752	41	ENTSHOALANGA PRIMARY SCHOOL	EKURHULENI NORTH	700260752 PRIMARY		4	YES	YES	39	25	1 383	1 466	1 988	1 943	1 943	2 027	2 136	2 236	
700310870	42	EPHES MAMLELI SECONDARY SCHOOL	EKURHULENI NORTH	700310870 SECONDARY		3	YES	YES	47	9	1 393	1 466	1 968	1 974	1 974	2 042	2 152	2 253	
700311050	43	ETWATYA SECONDARY SCHOOL	EKURHULENI NORTH	700311050 SECONDARY		3	YES	YES	31	16	1 015	1 466	1 360	1 455	1 455	1 488	1 568	1 642	
700310288	44	FARRARMERE PRIMARY SCHOOL	EKURHULENI NORTH	700310288 PRIMARY		5	NO	YES	36	5	885	735	627	629	629	650	685	717	
700260628	45	GAHLANSO PRIMARY SCHOOL	EKURHULENI NORTH	700260628 PRIMARY		3	YES	YES	32	18	1 167	1 466	1 676	1 617	1 617	1 711	1 803	1 888	
700310284	46	GEKOMBINIERDE SKOOL NOORDERUG	EKURHULENI NORTH	700310284 SECONDARY		5	NO	YES	46	9	933	735	601	644	644	686	723	757	
700260109	47	HOERSKOOLO BIRCHLEIGH	EKURHULENI NORTH	700260109 SECONDARY		5	NO	YES	64	11	1 874	735	1 273	1 307	1 307	1 377	1 451	1 519	
700310318	48	HOERSKOOLO BRAIDOWAG	EKURHULENI NORTH	700310318 SECONDARY		5	NO	YES	40	7	895	735	595	631	631	658	694	727	
700160572	49	HOERSKOOLO EDEWALE	EKURHULENI NORTH	700160572 SECONDARY		5	NO	YES	28	3	598	735	395	429	429	440	464	486	
700160598	50	HOERSKOOLO GOUDRIJF	EKURHULENI NORTH	700160598 SECONDARY		5	NO	YES	28	7	549	735	394	392	392	404	426	446	
700310326	51	HOERSKOOLO HAVIS MOORE	EKURHULENI NORTH	700310326 SECONDARY		5	NO	YES	41	6	730	735	516	521	521	537	566	593	
700260117	52	HOERSKOOLO JEKULAND	EKURHULENI NORTH	700260117 SECONDARY		5	NO	YES	51	9	1 032	735	692	736	736	759	800	838	
700260125	53	HOERSKOOLO KEMPTON PARK	EKURHULENI NORTH	700260125 SECONDARY		5	NO	YES	65	13	1 281	735	933	901	901	942	993	1 040	
700160238	54	HOERSKOOLO PRIMROSE	EKURHULENI NORTH	700160238 SECONDARY		5	NO	YES	40	6	992	735	713	704	704	729	768	804	
700160622	55	HOERSKOOLO VRYBURGER HIGH SCHOOL	EKURHULENI NORTH	700160622 SECONDARY		5	NO	YES	37	6	734	735	632	505	505	539	568	595	
700311100	56	HULWAZI SECONDARY SCHOOL	EKURHULENI NORTH	700311100 SECONDARY		3	YES	YES	62	14	1 794	1 466	2 610	2 520	2 520	2 630	2 772	2 902	
700160655	57	HURLYVALE PRIMARY SCHOOL	EKURHULENI NORTH	700160655 PRIMARY		5	NO	YES	41	7	989	735	694	687	687	712	750	785	
700260636	58	IKUSASA COMPREHENSIVE SCHOOL	EKURHULENI NORTH	700260636 SECONDARY		3	YES	YES	48	18	1 405	1 466	1 965	2 006	2 006	2 102	2 310	2 419	
700260877	59	IKHAYIZWELI SECONDARY SCHOOL	EKURHULENI NORTH	700260877 SECONDARY		4	NO	YES	61	17	1 777	735	1 271	1 248	1 248	1 308	1 377	1 442	
700260893	60	IKHAYIZWELI PRIMARY SCHOOL	EKURHULENI NORTH	700260893 PRIMARY		3	YES	YES	37	22	1 300	1 466	1 800	1 813	1 813	1 908	2 009	2 103	
700260901	61	IKHAYIZWELI PRIMARY SCHOOL	EKURHULENI NORTH	700260901 PRIMARY		4	YES	YES	26	18	890	1 466	1 215	1 236	1 236	1 305	1 375	1 440	
700311126	62	ISAAC MAKAU PRIMARY SCHOOL	EKURHULENI NORTH	700311126 PRIMARY		3	YES	YES	23	14	746	1 466	971	1 020	1 020	1 094	1 153	1 207	
700260919	63	ISEKELO PRIMARY SCHOOL	EKURHULENI NORTH	700260919 PRIMARY		3	YES	YES	36	26	1 171	1 466	1 692	1 617	1 617	1 717	1 810	1 895	

EMS number	No.	Name of School	District	EMS number	Primary Secondary Combined	Quintile	No Fee Status (Yes/No)	Section 21 Status (Yes/No)	Nr. of Educators	Nr. of non-Educators	Nr. of Learners 2020	Allocation per learner 2020	Main Appropriation	Adjusted Appropriation	Revised estimate	Medium term estimates																	
																R'000																	
																2019/20																	
																R'000																	
																2020/21	2021/22	2022/23															
700262943	64	ISI/BA PRIMARY SCHOOL	EKURHULENI NORTH	700262943	PRIMARY	3	YES	YES	38	16	1 255	1 466	1 747	1 754	1 754	1 840	1 939	2 030															
700262946	65	JIYABA SECONDARY SCHOOL	EKURHULENI NORTH	700262946	SECONDARY	4	YES	YES	55	14	1 648	1 466	2 441	2 346	2 346	2 417	2 548	2 608															
700262966	66	KEMPTON PARK PRIMARY SCHOOL	EKURHULENI NORTH	700262966	PRIMARY	5	NO	YES	33	6	846	735	589	590	590	622	656	687															
700311183	67	KOGOTHA CHAG PRIMARY SCHOOL	EKURHULENI NORTH	700311183	PRIMARY	3	YES	YES	15	9	500	1 466	677	678	678	733	773	808															
700262984	68	KHATLAMPING PRIMARY SCHOOL	EKURHULENI NORTH	700262984	PRIMARY	3	YES	YES	24	11	794	1 466	1 115	1 105	1 105	1 164	1 227	1 289															
700262992	69	KHULIA SUZWE PRIMARY SCHOOL	EKURHULENI NORTH	700262992	PRIMARY	3	YES	YES	31	8	1 116	1 466	1 748	1 695	1 695	1 636	1 724	1 805															
700311692	70	KINGSWAY INTERMEDIATE SCHOOL	EKURHULENI NORTH	700311692	PRIMARY	1	YES	YES	38	7	1 259	1 468	1 733	1 731	1 731	1 846	1 946	2 037															
700400393	71	KINGSWAY PRIMARY SCHOOL NO 2	EKURHULENI NORTH	700400393	PRIMARY	1	YES	YES	36	9	1 249	1 466	1 675	1 712	1 712	1 831	1 930	2 021															
700400247	72	KINGSWAY SECONDARY SCHOOL	EKURHULENI NORTH	700400247	SECONDARY	1	YES	YES	44	7	1 198	1 466	1 730	1 729	1 729	1 796	1 861	1 938															
700160846	73	KLOPPER PARK PRIMARY SCHOOL	EKURHULENI NORTH	700160846	PRIMARY	3	YES	YES	30	12	1 338	1 466	1 730	1 870	1 870	1 962	2 068	2 165															
700311209	74	KUZIMISLA PRIMARY SCHOOL	EKURHULENI NORTH	700311209	PRIMARY	3	YES	YES	15	7	525	1 498	886	751	751	770	812	850															
700262923	75	LAERSKOOLO BROCHLEIGH	EKURHULENI NORTH	700262923	PRIMARY	5	NO	YES	32	5	687	735	498	482	482	505	532	557															
700262931	76	LAERSKOOLO BREDELL	EKURHULENI NORTH	700262931	PRIMARY	4	NO	YES	23	4	369	735	253	254	254	271	286	299															
700310465	77	LAERSKOOLO BRECHTWOOD PARK	EKURHULENI NORTH	700310465	PRIMARY	5	NO	YES	37	3	608	735	393	439	439	447	471	493															
700160895	78	LAERSKOOLO DIE PRESIDENT	EKURHULENI NORTH	700160895	PRIMARY	5	NO	YES	27	5	578	735	395	416	416	425	448	468															
700262956	79	LAERSKOOLO EDLEEN	EKURHULENI NORTH	700262956	PRIMARY	5	NO	YES	39	5	706	735	468	505	505	520	548	574															
700262936	80	LAERSKOOLO IMVALA	EKURHULENI NORTH	700262936	PRIMARY	5	NO	YES	63	7	1 268	735	871	894	894	931	981	1 027															
700262932	81	LAERSKOOLO JEUSSPARK PRIMARY SCHOOL	EKURHULENI NORTH	700262932	PRIMARY	5	NO	YES	38	3	1 377	735	690	967	967	1 012	1 067	1 117															
700262980	82	LAERSKOOLO KEMPTON PARK	EKURHULENI NORTH	700262980	PRIMARY	5	NO	YES	35	9	1 050	735	717	740	740	772	814	852															
700262998	83	LAERSKOOLO KREFT	EKURHULENI NORTH	700262998	PRIMARY	5	NO	YES	41	6	1 030	735	723	726	726	757	799	836															
700262906	84	LAERSKOOLO KRUISIG	EKURHULENI NORTH	700262906	PRIMARY	5	NO	YES	54	10	1 023	735	737	730	730	752	793	830															
700160878	85	LAERSKOOLO M W DE WET PRIMARY SCHOOL	EKURHULENI NORTH	700160878	PRIMARY	5	NO	YES	29	3	614	735	402	435	435	451	475	497															
700262914	86	LAERSKOOLO MOOFONTEN PRIMARY SCHOOL	EKURHULENI NORTH	700262914	PRIMARY	5	NO	YES	42	8	1 381	735	983	968	968	1 015	1 070	1 120															
700262942	87	LAERSKOOLO NOEL	EKURHULENI NORTH	700262942	PRIMARY	5	NO	YES	51	6	1 065	735	765	742	742	783	825	864															
700310524	88	LAERSKOOLO NORTHMEAD	EKURHULENI NORTH	700310524	PRIMARY	5	NO	YES	45	10	801	735	532	566	566	589	621	650															
700160886	89	LAERSKOOLO OOSTERKRUIJN	EKURHULENI NORTH	700160886	PRIMARY	5	NO	YES	29	5	629	735	533	586	586	609	642	672															
700310540	90	LAERSKOOLO PUTFONTEIN	EKURHULENI NORTH	700310540	PRIMARY	4	NO	YES	36	11	1 095	735	801	765	765	805	848	888															
700310557	91	LAERSKOOLO RYFVIELD	EKURHULENI NORTH	700310557	PRIMARY	5	NO	YES	38	4	921	735	637	648	648	677	714	748															
700262943	92	LAERSKOOLO VAN RIEBEEK PARK	EKURHULENI NORTH	700262943	PRIMARY	5	NO	YES	39	11	1 045	735	751	735	735	768	809	847															
700310655	93	LAERSKOOLO VERKENIJS	EKURHULENI NORTH	700310655	PRIMARY	5	NO	YES	33	10	1 007	735	686	737	737	740	780	817															
700161000	94	LAERSKOOLO WESTWOOD	EKURHULENI NORTH	700161000	PRIMARY	5	NO	YES	28	6	664	735	468	488	488	488	514	538															
700311058	95	LESIBA SECONDARY SCHOOL	EKURHULENI NORTH	700311058	SECONDARY	5	YES	YES	57	18	1 997	1 466	2 613	2 756	2 756	2 928	3 086	3 231															
700310080	96	LIVERPOOL SECONDARY SCHOOL	EKURHULENI NORTH	700310080	SECONDARY	5	NO	YES	51	9	1 269	735	954	894	894	933	983	1 029															
700311090	97	MABUYA SECONDARY SCHOOL	EKURHULENI NORTH	700311090	SECONDARY	3	YES	YES	48	17	1 892	1 466	2 229	2 535	2 535	2 774	2 924	3 061															
700311316	98	MAGALELAGE PRIMARY SCHOOL	EKURHULENI NORTH	700311316	PRIMARY	3	YES	YES	21	10	812	1 466	1 036	1 148	1 148	1 190	1 254	1 313															
700262932	99	MARHULAJA PRIMARY SCHOOL	EKURHULENI NORTH	700262932	PRIMARY	4	YES	YES	23	4	746	1 466	941	1 044	1 044	1 094	1 153	1 207															
700261040	100	MASHEMONG PRIMARY SCHOOL	EKURHULENI NORTH	700261040	PRIMARY	4	YES	YES	35	30	1 164	1 466	1 685	1 653	1 653	1 706	1 798	1 883															
700261057	101	MASJAHAKAZI SECONDARY SCHOOL	EKURHULENI NORTH	700261057	SECONDARY	4	YES	YES	52	16	1 510	1 466	2 150	2 104	2 104	2 214	2 334	2 444															
700261055	102	MASISEBENZE COMPREHENSIVE SCHOOL	EKURHULENI NORTH	700261055	SECONDARY	4	YES	YES	71	20	2 031	1 466	2 829	2 925	2 925	2 977	3 138	3 285															
700261073	103	MEHLARENG COMBINED FARM SCHOOL	EKURHULENI NORTH	700261073	PRIMARY	1	YES	YES	14	5	490	1 466	607	670	670	718	757	793															
700261059	104	MODUJOPO PRIMARY SCHOOL	EKURHULENI NORTH	700261059	PRIMARY	4	YES	YES	29	11	941	1 466	1 389	1 341	1 341	1 380	1 455	1 503															
700261115	105	MORITJUS PRIMARY SCHOOL	EKURHULENI NORTH	700261115	PRIMARY	4	YES	YES	36	19	1 262	1 466	1 731	1 753	1 753	1 850	1 950	2 042															
700261123	106	MVELAFHAIJDA PRIMARY SCHOOL	EKURHULENI NORTH	700261123	PRIMARY	3	YES	YES	27	6	1 013	1 466	1 353	1 409	1 409	1 485	1 565	1 638															
700260471	107	NORKEM PARK HIGH SCHOOL	EKURHULENI NORTH	700260471	SECONDARY	5	NO	YES	58	11	1 777	735	1 191	1 278	1 278	1 306	1 377	1 442															
700260497	108	NORKEM PARK PRIMARY SCHOOL	EKURHULENI NORTH	700260497	PRIMARY	5	NO	YES	47	8	1 143	735	821	799	799	840	885	927															
700311415	109	NOUBELA PRIMARY SCHOOL	EKURHULENI NORTH	700311415	PRIMARY	3	YES	YES	11	2	356	1 466	427	466	466	522	550	576															
700261131	110	NYIKO PRIMARY SCHOOL	EKURHULENI NORTH	700261131	PRIMARY	4	YES	YES	30	27	963	1 466	1 412	1 332	1 332	1 412	1 488	1 568															
700400392	111	OR TAMBO PRIMARY SCHOOL	EKURHULENI NORTH	700400392	PRIMARY	3	YES	YES	37	8	1 465	1 466	1 841	2 057	2 057	2 148	2 264	2 370															
700312675	112	PETIT HIGH SCHOOL	EKURHULENI NORTH	700312675	SECONDARY	4	NO	YES	44	9	1 310	735	894	914	914	983	1 015	1 063															
700400351	113	PHOMOLOING PRIMARY NO 2	EKURHULENI NORTH	700400351	PRIMARY	3	YES	YES	39	25	1 410	1 466	1 830	1 900	1 900	2 087	2 179	2 281															
700260895	114	PHOMOLOING PRIMARY SCHOOL	EKURHULENI NORTH	700260895	PRIMARY	3	YES	YES	49	11	1 814	1 466	2 575	2 591	2 591	2 659	2 803	2 935															
700400338	115	PHOMOLOING SECONDARY SCHOOL	EKURHULENI NORTH	700400338	SECONDARY	3	YES	YES	54	24	1 962	1 466	2 465	2 748	2 748	2 876	3 031	3 173															
700261145	116	PHUTHUMAH PRIMARY SCHOOL	EKURHULENI NORTH	700261145	PRIMARY	4	YES	YES	35	18	1 170	1 466	1 507	1 614	1 614	1 715	1 808	1 893															
700310078	117	PIONEER PRIMARY SCHOOL	EKURHULENI NORTH	700310078	PRIMARY	5	NO	YES	34	8	1 119	735	698	783	783	822	866	907															
700161331	118	PRIMROSE HILL PRIMARY SCHOOL	EKURHULENI NORTH	700161331	PRIMARY	5	NO	YES	30	9	792	735	541	547	547	582	613	642															
700161349	119	PRIMROSE PRIMARY SCHOOL	EKURHULENI NORTH	700161349	PRIMARY	5	NO	YES	35	9	959	735	715	665	665	705	743	778															
700261694	120	REAGLE PRIMARY SCHOOL	EKURHULENI NORTH	700261694	PRIMARY	1	YES	YES	43	24	1 457	1 466	2 091	2 038	2 038	2 136	2 251	2 357															
700310714	121	RYFVIELD PRIMARY SCHOOL	EKURHULENI NORTH	700310714	PRIMARY	5	NO	YES	45	6	851	735	589	602	602	625	659	690															
700310086	122	RYNSDOOR PRIMARY SCHOOL	EKURHULENI NORTH	700310086	PRIMARY	5	NO	YES	27	6	914	735	652	647	647	672	708	741															
700261164	123	SAFFOLA PRIMARY SCHOOL	EKURHULENI NORTH	700261164	PRIMARY	2	YES	YES	15	5	417	1 466	611	665	665	611	644	674															
700261180	124	SEDIHENG PRIMARY SCHOOL	EKURHULENI NORTH	700261180	PRIMARY	4	YES	YES	24	11	893	1 466	1 162	1 219	1 219	1 309	1 360	1 445															
700261198	125	SEOTLOAIA PRIMARY SCHOOL	EKURHULENI NORTH	700261198	PRIMARY	4	YES	YES	33	17	1 099	1 466	1 515	1 532	1 532	1 611	1 698	1 778															
700261206	126	SHUKUMANI PRIMARY SCHOOL	EKURHULENI NORTH	700261206	PRIMARY	3	YES	YES	28	18	1 047	1 466	1 498	1 458	1 458	1 535	1 618	1 694															
700311498	127	SIBHELO PRIMARY SCHOOL	EKURHULENI NORTH	700311498	PRIMARY	3	YES	YES	21	9	711	1 466	1 123	1 015	1 015	1 042	1 096	1 150															

EMIS number	No	Name of School	District	EMIS number	Primary Secondary Combined	Quintile	No Fee Status (Yes/No)	Section 21 Status (Yes/No)	Nr. of Educators	Nr. of non-Educators	Nr. of Learners 2020	Allocation per learner 2020	Main Appropriation	Adjusted Appropriation	Revised estimate	Medium term estimates		
																R'000		
																2018/20		
																2020/21	2021/22	2022/23
700311506	128	SIPHE THU PRIMARY SCHOOL	EKURHULENI NORTH	700311506	PRIMARY	3	YES	YES	34	27	1 000	1 466	1 507	1 407	1 407	1 466	1 545	1 618
700261214	129	SIPHIWE PRIMARY SCHOOL	EKURHULENI NORTH	700261214	PRIMARY	4	YES	YES	36	16	1 132	1 466	1 580	1 580	1 580	1 660	1 750	1 832
700260562	130	SIR PIERRE VAN RYNEVELD HIGH SCHOOL	EKURHULENI NORTH	700260562	SECONDARY	5	NO	YES	68	8	1 383	735	665	963	963	1 017	1 072	1 122
700261222	131	SIKWE SECONDARY SCHOOL	EKURHULENI NORTH	700261222	SECONDARY	3	YES	YES	29	6	1 010	1 466	1 390	1 553	1 553	1 481	1 561	1 634
700400894	132	CHIEF LUTHULI PRIMARY SCHOOL NO 2	EKURHULENI NORTH	700400894	PRIMARY	5	YES	YES	39	7	1 372	1 466	1 831	1 911	1 911	2 011	2 120	2 220
700311527	133	SOLOMON MOTI ANA PRIMARY SCHOOL	EKURHULENI NORTH	700311527	PRIMARY	3	YES	YES	22	12	890	1 466	959	960	960	987	1 051	1 100
700161505	140	SUMMERFIELDS PRIMARY SCHOOL	EKURHULENI NORTH	700161505	PRIMARY	5	NO	YES	35	6	1 011	735	724	705	705	743	783	830
700161513	135	SUNNYHIDGE PRIMARY SCHOOL	EKURHULENI NORTH	700161513	PRIMARY	5	NO	YES	38	9	1 329	735	876	875	875	977	1 030	1 078
700400111	136	TENDISA WEST SECONDARY SCHOOL	EKURHULENI NORTH	700400111	SECONDARY	4	YES	YES	45	10	1 353	1 466	1 933	1 960	1 960	1 983	2 090	2 188
700261347	137	THUTHUKA PRIMARY SCHOOL	EKURHULENI NORTH	700261347	PRIMARY	4	YES	YES	54	22	1 106	1 466	1 412	1 533	1 533	1 621	1 709	1 789
700261362	138	THUTO KE MAATLA COMPREHENSIVE SCHOOL	EKURHULENI NORTH	700261362	SECONDARY	4	YES	YES	51	9	1 423	1 466	2 089	1 963	1 963	2 096	2 199	2 302
700261370	139	TLAMATLAMA PRIMARY SCHOOL	EKURHULENI NORTH	700261370	PRIMARY	4	YES	YES	39	38	1 377	1 466	1 843	1 931	1 931	2 019	2 128	2 228
700261388	140	TLHAKANWANG PRIMARY SCHOOL	EKURHULENI NORTH	700261388	PRIMARY	3	YES	YES	25	20	1 123	1 466	1 394	1 553	1 553	1 646	1 735	1 817
700310813	141	TOM HEWBY SCHOOL	EKURHULENI NORTH	700310813	PRIMARY	5	NO	YES	43	7	901	735	615	634	634	662	698	731
700261396	142	TSHEPISA PRIMARY SCHOOL	EKURHULENI NORTH	700261396	PRIMARY	4	YES	YES	27	19	927	1 466	1 260	1 314	1 314	1 369	1 432	1 499
700311605	143	UMIYEZAJE PRIMARY SCHOOL	EKURHULENI NORTH	700311605	PRIMARY	1	YES	YES	27	16	923	1 466	1 274	1 284	1 284	1 353	1 426	1 493
700261438	144	UMTHAMBEKA PRIMARY SCHOOL	EKURHULENI NORTH	700261438	PRIMARY	4	YES	YES	31	25	1 111	1 466	1 601	1 571	1 571	1 629	1 717	1 798
700311613	145	UNITY SECONDARY SCHOOL	EKURHULENI NORTH	700311613	SECONDARY	5	YES	YES	67	14	2 337	1 466	3 084	3 240	3 240	3 426	3 611	3 781
700261446	146	WELCOMLAMO PRIMARY SCHOOL	EKURHULENI NORTH	700261446	PRIMARY	4	YES	YES	24	10	1 051	1 466	1 378	1 496	1 496	1 541	1 624	1 700
700260521	147	WESTSIDE PRIMARY SCHOOL	EKURHULENI NORTH	700260521	PRIMARY	5	NO	YES	14	2	566	735	327	387	387	416	438	459
700310094	148	WILLIAM HILLS SECONDARY SCHOOL	EKURHULENI NORTH	700310094	SECONDARY	5	YES	YES	18	11	554	1 466	721	788	788	812	856	896
700310847	149	WILLOWMOORE HIGH SCHOOL	EKURHULENI NORTH	700310847	SECONDARY	5	NO	YES	49	7	1 085	735	747	769	769	797	840	879
700400236	150	WILFRIE MAHDELA PRIMARY SCHOOL	EKURHULENI NORTH	700400236	PRIMARY	1	YES	YES	38	28	1 305	1 466	1 995	1 793	1 793	1 913	2 016	2 111
700400514	151	WILFRIE MAHDELA SECONDARY SCHOOL	EKURHULENI NORTH	700400514	SECONDARY	1	YES	YES	53	13	1 924	1 466	2 556	2 662	2 662	2 821	2 973	3 113
700161539	152	WIT DEEP PRIMARY SCHOOL	EKURHULENI NORTH	700161539	PRIMARY	5	NO	YES	25	5	688	735	501	488	488	513	541	566
700310854	153	WORDSWORTH HIGH SCHOOL	EKURHULENI NORTH	700310854	SECONDARY	5	NO	YES	46	7	1 075	735	728	795	795	790	833	872
700161679	154	WYCHWOOD PRIMARY SCHOOL	EKURHULENI NORTH	700161679	PRIMARY	5	NO	YES	21	4	575	735	410	407	407	423	446	467
700261479	155	ZITIKENI SECONDARY SCHOOL	EKURHULENI NORTH	700261479	SECONDARY	3	YES	YES	65	24	1 729	1 466	2 580	2 377	2 377	2 535	2 672	2 798
700400800	156	REV. A. MAPETO PRIMARY SCHOOL	EKURHULENI NORTH	700400800	PRIMARY	1	YES	YES	48	10	1 559	1 466	2 356	2 173	2 173	2 285	2 408	2 521
700400816	157	BUHLE PARK SECONDARY SCHOOL	EKURHULENI SOUTH	700400816	SECONDARY	4	YES	YES	23	8	830	1 466	1 062	1 223	1 223	1 217	1 283	1 343
700161697	158	ABUJALA PRIMARY SCHOOL	EKURHULENI SOUTH	700161697	PRIMARY	4	YES	YES	27	20	994	1 466	1 281	1 391	1 391	1 457	1 536	1 608
700340390	159	ABRAM HLOPEH PRIMARY SCHOOL	EKURHULENI SOUTH	700340390	PRIMARY	4	YES	YES	52	28	1 751	1 466	2 541	2 380	2 380	2 567	2 706	2 833
700160119	160	AFRIKAANSE HOERSKOOI, GERMISTON	EKURHULENI SOUTH	700160119	SECONDARY	5	NO	YES	33	4	817	735	544	588	588	600	632	662
700340405	161	ALAFANG SECONDARY SCHOOL	EKURHULENI SOUTH	700340405	SECONDARY	3	YES	YES	54	12	1 611	1 466	2 310	2 359	2 359	2 362	2 490	2 607
700340093	162	ALBERTON HIGH SCHOOL	EKURHULENI SOUTH	700340093	SECONDARY	5	NO	YES	42	9	1 184	735	830	826	826	870	917	960
700340109	163	ALBERTON PRIMARY SCHOOL	EKURHULENI SOUTH	700340109	PRIMARY	5	NO	YES	31	8	1 141	735	805	829	829	839	884	928
700340117	164	ALBERTVIEW PRIMARY SCHOOL	EKURHULENI SOUTH	700340117	PRIMARY	5	NO	YES	60	7	1 150	735	819	806	806	845	891	933
700161026	165	ALSTON PRIMARY SCHOOL	EKURHULENI SOUTH	700161026	PRIMARY	5	NO	YES	54	8	1 932	735	1 177	1 338	1 338	1 420	1 497	1 567
700160234	166	BOKSBURG HIGH SCHOOL	EKURHULENI SOUTH	700160234	SECONDARY	5	NO	YES	79	12	1 560	735	1 107	1 098	1 098	1 147	1 209	1 266
700161695	167	BOPANG-KGOTSO PRIMARY SCHOOL	EKURHULENI SOUTH	700161695	PRIMARY	5	YES	YES	42	9	1 688	1 466	2 315	2 355	2 355	2 475	2 609	2 732
700340125	168	BRACKEN HIGH SCHOOL	EKURHULENI SOUTH	700340125	SECONDARY	5	NO	YES	66	5	1 200	735	834	843	843	882	930	974
700340133	169	BRACKENHURST PRIMARY SCHOOL	EKURHULENI SOUTH	700340133	PRIMARY	5	NO	YES	55	10	1 638	735	1 107	1 124	1 124	1 204	1 269	1 329
700400242	170	BUHLE PARK PRIMARY SCHOOL	EKURHULENI SOUTH	700400242	PRIMARY	4	YES	YES	40	26	1 456	1 466	1 898	2 075	2 075	2 134	2 249	2 355
700340463	171	BUHLEBUZULE SECONDARY SCHOOL	EKURHULENI SOUTH	700340463	SECONDARY	3	YES	YES	57	13	1 052	1 466	1 452	1 507	1 507	1 542	1 625	1 701
700340471	172	CATHULA PRIMARY SCHOOL	EKURHULENI SOUTH	700340471	PRIMARY	3	YES	YES	38	20	1 440	1 466	1 879	1 996	1 996	2 124	2 239	2 344
700340497	173	CHIVRIKANI PRIMARY SCHOOL	EKURHULENI SOUTH	700340497	PRIMARY	4	YES	YES	37	24	1 066	1 466	1 426	1 458	1 458	1 561	1 645	1 722
700160275	174	COLIN MANUJ PRIMARY SCHOOL	EKURHULENI SOUTH	700160275	PRIMARY	5	NO	YES	29	5	789	735	526	565	565	580	611	640
700162089	175	DAWID PARK PRIMARY SCHOOL	EKURHULENI SOUTH	700162089	PRIMARY	5	NO	YES	45	11	1 847	735	1 245	1 319	1 319	1 358	1 431	1 498
700340521	176	DE BRUYN PRIMARY SCHOOL	EKURHULENI SOUTH	700340521	PRIMARY	3	YES	YES	26	19	776	1 466	1 124	1 090	1 090	1 138	1 199	1 256
700160317	177	DINWIDOE HIGH SCHOOL	EKURHULENI SOUTH	700160317	SECONDARY	5	NO	YES	41	8	1 311	735	805	907	907	964	1 016	1 064
700160325	178	DINWIDOE PRIMARY SCHOOL	EKURHULENI SOUTH	700160325	PRIMARY	5	NO	YES	31	5	933	735	658	652	652	686	723	757
700160010	179	DROMME DAVIS PRIMARY SCHOOL	EKURHULENI SOUTH	700160010	PRIMARY	4	YES	YES	55	19	1 949	1 466	2 712	2 733	2 733	2 857	3 011	3 153
700400539	180	EDEN PARK EXT 5 PRIMARY SCHOOL	EKURHULENI SOUTH	700400539	PRIMARY	4	YES	YES	48	27	1 991	1 466	2 604	2 762	2 762	2 919	3 077	3 222
700340018	181	EDEN PARK PRIMARY SCHOOL	EKURHULENI SOUTH	700340018	PRIMARY	4	YES	YES	44	16	1 577	1 466	2 073	2 180	2 180	2 312	2 437	2 562
700340026	182	EDEN PARK SECONDARY SCHOOL	EKURHULENI SOUTH	700340026	SECONDARY	4	YES	YES	52	15	1 634	1 466	2 391	2 367	2 367	2 395	2 524	2 643
700400642	183	EDEN RIDGE HIGH SCHOOL	EKURHULENI SOUTH	700400642	SECONDARY	2	YES	YES	52	14	1 704	1 466	2 307	2 434	2 434	2 498	2 633	2 757
700340967	184	EKE-TSANG SECONDARY SCHOOL	EKURHULENI SOUTH	700340967	SECONDARY	4	YES	YES	43	8	1 441	1 466	1 960	2 107	2 107	2 113	2 227	2 332
700160028	185	EKURHULENI II PRIMARY SCHOOL	EKURHULENI SOUTH	700160028	PRIMARY	1	YES	YES	40	27	1 479	1 466	2 073	2 057	2 057	2 168	2 285	2 392
700340570	186	ENDOCHOYINI PRIMARY SCHOOL	EKURHULENI SOUTH	700340570	PRIMARY	1	YES	YES	41	26	1 415	1 466	1 920	1 928	1 928	2 074	2 186	2 289
700161752	187	ERASMUS MOHARENG SECONDARY SCHOOL	EKURHULENI SOUTH	700161752	SECONDARY	4	YES	YES	52	16	1 576	1 466	2 225	2 225	2 225	2 310	2 435	2 548
700161778	188	FORTUIN KUNENE PRIMARY SCHOOL	EKURHULENI SOUTH	700161778	PRIMARY	4	YES	YES	36	20	1 333	1 466	1 833	1 850	1 850	1 954	2 060	2 157
700160440	189	FREEDWAY PARK PRIMARY SCHOOL	EKURHULENI SOUTH	700160440	PRIMARY	5	NO	YES	69	7	1 593	735	1 111	1 096	1 096	1 171	1 234	1 292
700340604	190	FURATIA SECONDARY SCHOOL	EKURHULENI SOUTH	700340604	SECONDARY	3	YES	YES	77	24	1 691	1 466	2 865	2 405	2 405	2 479	2 613	2 736
700161190	191	GALWAY PRIMARY SCHOOL	EKURHULENI SOUTH	700161190	PRIMARY	5	NO	YES	34	6	1 151	735	676	813	813	846	892	

EMIS number	No.	Name of School	District	EMIS number	Primary Secondary Combined	Quintile	No Fee Status (Yes/No)	Section 21 Status (Yes/No)	Nr of Educators	Nr of non-Educators	Nr of Learners 2020	Allocation per learner 2020	Main Appropriation	Adjusted Appropriation	Revised estimate	Medium term estimates		
																R'000		
																R'000		
																2018/20	2020/21	2022/23
700160457	192	GERMISTON HIGH SCHOOL	EKURHULENI SOUTH	700160457	SECONDARY	6	NO	YES	54	8	1 200	735	862	848	848	882	990	974
700160473	193	GERMISTON SOUTH PRIMARY SCHOOL	EKURHULENI SOUTH	700160473	PRIMARY	5	NO	YES	37	5	1 110	735	764	778	778	816	860	900
700400109	194	GLENNBRACK HIGH SCHOOL	EKURHULENI SOUTH	700400109	SECONDARY	5	NO	YES	28	5	999	735	532	654	654	705	743	778
700340141	195	GLENNVIEW PRIMARY SCHOOL	EKURHULENI SOUTH	700340141	PRIMARY	5	NO	YES	40	6	1 087	735	796	754	754	799	842	882
700160098	196	GOEDE HOOP PRIMARY SCHOOL	EKURHULENI SOUTH	700160098	PRIMARY	4	YES	YES	42	1	2 083	1 466	2 695	2 900	2 900	3 054	3 219	3 370
700161794	197	GRACELAND EDUCATION CENTRE	EKURHULENI SOUTH	700161794	SECONDARY	2	YES	YES	53	28	1 763	1 466	2 449	2 470	2 470	2 570	2 709	2 838
700340264	198	GREENFIELDS PRIMARY SCHOOL	EKURHULENI SOUTH	700340264	PRIMARY	2	YES	YES	42	17	1 531	1 466	1 915	2 136	2 136	2 244	2 365	2 476
700400157	199	GRIFTHIELDS SECONDARY SCHOOL	EKURHULENI SOUTH	700400157	SECONDARY	2	YES	YES	46	12	1 678	1 466	2 286	2 288	2 288	2 460	2 593	2 715
700340646	200	HLEZIPH PRIMARY SCHOOL	EKURHULENI SOUTH	700340646	PRIMARY	4	YES	YES	24	15	737	1 466	1 102	1 008	1 008	1 080	1 138	1 191
700340182	201	HOERSKOO ALBERTON	EKURHULENI SOUTH	700340182	SECONDARY	5	NO	YES	44	6	769	735	466	541	541	584	594	622
700340190	202	HOERSKOO DIAMIKKA	EKURHULENI SOUTH	700340190	SECONDARY	5	NO	YES	39	7	985	735	526	671	671	709	747	782
700160664	203	HOERSKOO DR F G JANSSEN	EKURHULENI SOUTH	700160664	SECONDARY	5	NO	YES	46	9	1 086	735	808	797	797	800	843	883
700160680	204	HOERSKOO ELSBURG	EKURHULENI SOUTH	700160680	SECONDARY	5	NO	YES	29	5	847	735	605	604	604	623	657	688
700160548	205	HOERSKOO ELSFARK	EKURHULENI SOUTH	700160548	SECONDARY	5	NO	YES	40	5	901	735	421	674	674	662	698	731
700340202	206	HOERSKOO NAPAIS VILJOEN	EKURHULENI SOUTH	700340202	SECONDARY	5	NO	YES	68	11	1 455	735	986	1 014	1 014	1 069	1 127	1 180
700160606	207	HOERSKOO OOSTERLING	EKURHULENI SOUTH	700160606	SECONDARY	5	NO	YES	34	7	1 058	735	735	741	741	778	820	859
700160614	208	HOERSKOO VOORTREKKER	EKURHULENI SOUTH	700160614	SECONDARY	5	NO	YES	46	7	1 211	735	845	857	857	890	908	982
700340661	209	ISAGASI PRIMARY SCHOOL	EKURHULENI SOUTH	700340661	PRIMARY	4	YES	YES	37	21	1 362	1 466	1 823	1 896	1 896	1 997	2 105	2 204
700400657	210	IKUSASILETHU PRIMARY SCHOOL	EKURHULENI SOUTH	700400657	PRIMARY	4	YES	YES	42	21	1 521	1 466	1 989	2 131	2 131	2 200	2 350	2 460
700161802	211	ILLINGE SECONDARY SCHOOL	EKURHULENI SOUTH	700161802	SECONDARY	3	YES	YES	38	14	1 272	1 466	1 673	1 790	1 790	1 865	1 966	2 058
700340679	212	INTOKOZO PRIMARY SCHOOL	EKURHULENI SOUTH	700340679	PRIMARY	3	YES	YES	27	17	880	1 466	1 253	1 227	1 227	1 290	1 380	1 424
700340695	213	IZBULO PRIMARY SCHOOL	EKURHULENI SOUTH	700340695	PRIMARY	3	YES	YES	36	24	1 259	1 466	1 698	1 694	1 694	1 772	1 866	1 956
700161836	214	JONGIMFUIKO PRIMARY SCHOOL	EKURHULENI SOUTH	700161836	PRIMARY	4	YES	YES	22	19	754	1 466	1 043	1 073	1 073	1 105	1 165	1 220
700340703	215	KABELO PRIMARY SCHOOL	EKURHULENI SOUTH	700340703	PRIMARY	3	YES	YES	36	21	1 143	1 466	1 575	1 553	1 553	1 676	1 767	1 850
700400354	216	KATLEHONG PRIMARY SCHOOL	EKURHULENI SOUTH	700400354	PRIMARY	3	YES	YES	48	22	1 633	1 466	2 276	2 235	2 235	2 394	2 523	2 642
700340711	217	KATLEHONG SECONDARY SCHOOL	EKURHULENI SOUTH	700340711	SECONDARY	3	YES	YES	43	11	1 578	1 466	1 874	2 100	2 100	2 313	2 438	2 553
700341594	218	KATLEHONG TECHNICAL SECONDARY SCHOOL	EKURHULENI SOUTH	700341594	SECONDARY	5	YES	YES	54	10	1 488	1 466	1 940	2 146	2 146	2 181	2 299	2 407
700340729	219	KEKETSO PRIMARY SCHOOL	EKURHULENI SOUTH	700340729	PRIMARY	3	YES	YES	24	19	780	1 466	1 124	1 047	1 047	1 143	1 205	1 262
700340224	220	KENTON PRIMARY SCHOOL	EKURHULENI SOUTH	700340224	PRIMARY	4	NO	YES	34	6	1 003	735	637	707	707	737	777	814
700161869	221	KHAYELHLE PRIMARY SCHOOL	EKURHULENI SOUTH	700161869	PRIMARY	5	YES	YES	29	10	1 047	1 466	1 425	1 484	1 484	1 535	1 618	1 694
700340760	222	KHELEKILE PRIMARY SCHOOL	EKURHULENI SOUTH	700340760	PRIMARY	3	YES	YES	29	19	930	1 466	1 312	1 308	1 308	1 363	1 437	1 505
700340794	223	KUMALO PRIMARY SCHOOL	EKURHULENI SOUTH	700340794	PRIMARY	2	YES	YES	31	7	1 015	1 466	1 366	1 414	1 414	1 488	1 568	1 642
700161877	224	KUTLOAHOE PRIMARY SCHOOL	EKURHULENI SOUTH	700161877	PRIMARY	3	YES	YES	21	15	732	1 466	992	1 017	1 017	1 073	1 131	1 184
700340802	225	KWADUKATHOLE COMPREHENSIVE SCHOOL	EKURHULENI SOUTH	700340802	SECONDARY	4	YES	YES	76	22	2 203	1 466	3 366	3 292	3 292	3 390	3 404	3 664
700400596	226	KWANELE PRIMARY SCHOOL	EKURHULENI SOUTH	700400596	PRIMARY	1	YES	YES	62	23	1 966	1 466	2 614	2 742	2 742	2 882	3 038	3 181
700160861	227	LAERSKOO BAABREKER	EKURHULENI SOUTH	700160861	PRIMARY	5	NO	YES	39	5	904	735	662	646	646	664	700	733
700160879	228	LAERSKOO COINCORDIA	EKURHULENI SOUTH	700160879	PRIMARY	5	NO	YES	38	6	1 027	735	623	735	735	755	796	833
700160887	229	LAERSKOO DELVILLE	EKURHULENI SOUTH	700160887	PRIMARY	5	NO	YES	39	6	927	735	697	696	696	681	718	752
700160903	230	LAERSKOO ELANDIA	EKURHULENI SOUTH	700160903	PRIMARY	5	NO	YES	39	8	1 050	735	718	720	720	772	814	852
700160911	231	LAERSKOO ELSBURG	EKURHULENI SOUTH	700160911	PRIMARY	5	NO	YES	56	6	1 690	735	1 005	1 161	1 161	1 242	1 309	1 371
700160929	232	LAERSKOO ELSFARK	EKURHULENI SOUTH	700160929	PRIMARY	5	NO	YES	61	8	1 096	735	702	766	766	807	851	891
700340273	233	LAERSKOO GEHRAAL ALBERTS	EKURHULENI SOUTH	700340273	PRIMARY	5	NO	YES	33	5	1 031	735	706	716	716	768	799	837
700160937	234	LAERSKOO GERMISTON PRIMARY SCHOOL	EKURHULENI SOUTH	700160937	PRIMARY	5	NO	YES	26	6	1 030	735	746	735	735	764	805	843
700160945	235	LAERSKOO GOLDRAND	EKURHULENI SOUTH	700160945	PRIMARY	5	NO	YES	22	5	461	735	317	316	316	339	357	374
700160960	236	LAERSKOO LEONIDALE PARALLEL MEDIUM	EKURHULENI SOUTH	700160960	PRIMARY	5	NO	YES	43	8	1 721	735	1 175	1 204	1 204	1 265	1 333	1 396
700340281	237	LAERSKOO ORIGH	EKURHULENI SOUTH	700340281	PRIMARY	5	NO	YES	44	6	1 044	735	717	731	731	767	808	840
700340299	238	LAERSKOO PRESIDENT STEYN	EKURHULENI SOUTH	700340299	PRIMARY	5	NO	YES	47	9	1 210	735	838	851	851	896	944	988
700340307	239	LAERSKOO RANDHART	EKURHULENI SOUTH	700340307	PRIMARY	5	NO	YES	46	7	1 064	735	711	772	772	782	824	863
700160994	240	LAERSKOO VALDOW	EKURHULENI SOUTH	700160994	PRIMARY	5	NO	YES	67	14	1 947	735	1 331	1 370	1 370	1 431	1 508	1 579
700161018	241	LAERSKOO WITVELD	EKURHULENI SOUTH	700161018	PRIMARY	5	NO	YES	35	4	808	735	518	562	562	594	626	655
700160944	242	LAKEVIEW PRIMARY SCHOOL	EKURHULENI SOUTH	700160944	PRIMARY	4	YES	YES	36	12	1 240	1 466	1 710	1 719	1 719	1 818	1 916	2 006
700340810	243	LAIDLING WAT COMPREHENSIVE SCHOOL	EKURHULENI SOUTH	700340810	SECONDARY	3	YES	YES	53	17	1 400	1 466	1 996	1 995	1 995	2 062	2 163	2 265
700161273	244	LEEUPORT PRIMARY SCHOOL	EKURHULENI SOUTH	700161273	PRIMARY	3	YES	YES	18	3	786	1 466	1 050	1 147	1 147	1 152	1 214	1 271
700340835	245	LEHATADIBA PRIMARY SCHOOL	EKURHULENI SOUTH	700340835	PRIMARY	3	YES	YES	49	31	1 601	1 466	2 191	2 259	2 259	2 347	2 474	2 590
700340844	246	LEHURUTHULA SECONDARY SCHOOL	EKURHULENI SOUTH	700340844	SECONDARY	3	YES	YES	57	18	2 057	1 466	2 812	2 868	2 868	3 016	3 179	3 328
700161893	247	LEHURUTHULA COMPREHENSIVE SCHOOL	EKURHULENI SOUTH	700161893	SECONDARY	4	YES	YES	46	15	1 403	1 466	1 869	1 988	1 988	2 067	2 168	2 270
700340869	248	LEHURUTHULA PRIMARY SCHOOL	EKURHULENI SOUTH	700340869	PRIMARY	4	YES	YES	52	31	1 984	1 466	2 775	2 736	2 736	2 909	3 066	3 210
700341107	249	MAGAGULA PRIMARY SCHOOL	EKURHULENI SOUTH	700341107	PRIMARY	1	YES	YES	23	18	846	1 466	1 266	1 156	1 156	1 243	1 310	1 372
700340877	250	MAITJEBURG PRIMARY SCHOOL	EKURHULENI SOUTH	700340877	PRIMARY	3	YES	YES	37	19	1 415	1 466	1 895	1 915	1 915	2 074	2 186	2 288
700162271	251	MAMPUDI PRIMARY SCHOOL	EKURHULENI SOUTH	700162271	PRIMARY	5	YES	YES	58	32	2 270	1 466	3 156	3 147	3 147	3 328	3 508	3 673
700341164	252	MANZINI PRIMARY SCHOOL	EKURHULENI SOUTH	700341164	PRIMARY	2	YES	YES	38	25	1 390	1 466	1 868	1 927	1 927	2 058	2 148	2 240
700340885	253	MANTHLELA PRIMARY SCHOOL	EKURHULENI SOUTH	700340885	PRIMARY	3	YES	YES	21	20	813	1 466	1 062	1 134	1 134	1 192	1 256	1 315
700161059	254	MANTHLELA PRIMARY SCHOOL	EKURHULENI SOUTH	700161059	PRIMARY	5	NO	YES	40	6	1 042	735	698	730	730	766	807	845
700161901	255	MANTHLELA SECONDARY SCHOOL	EKURHULENI SOUTH	700161901	SECONDARY	4	YES	YES	54	19	1 632	1 466	2 342	2 282	2 282	2 363	2 522	2 641

EMS number	No.	Name of School	District	EMS number	Primary Secondary Combined	Quintile	No Fee Status (Yes/No)	Section 21 Status (Yes/No)	Nr of Educators	Nr of non-Educators	Nr of Learners 2020	Allocation per learner 2020	Main Appropriation	Adjusted Appropriation	Revised estimate	Medium term estimates		
																R'000		
																2019/20	2020/21	2021/22
700340893	256	MATSHISO PRIMARY SCHOOL	EKURHULENI SOUTH	700340893	PRIMARY	3	YES	YES	27	6	857	1 456	1 271	1 173	1 173	1 256	1 324	1 385
700340901	257	MOSGOBENG PRIMARY SCHOOL	EKURHULENI SOUTH	700340901	PRIMARY	3	YES	YES	33	23	1 127	1 456	1 620	1 619	1 619	1 652	1 741	1 823
700340919	258	MOHLANG PRIMARY SCHOOL	EKURHULENI SOUTH	700340919	PRIMARY	3	YES	YES	25	7	774	1 456	1 130	1 066	1 066	1 135	1 196	1 252
700340927	259	MOHLQOI PRIMARY SCHOOL	EKURHULENI SOUTH	700340927	PRIMARY	3	YES	YES	28	17	970	1 456	1 354	1 355	1 355	1 422	1 459	1 509
700340943	260	MOHLE PRIMARY SCHOOL	EKURHULENI SOUTH	700340943	PRIMARY	3	YES	YES	35	25	1 233	1 456	1 762	1 726	1 726	1 808	1 906	1 995
700340950	261	MOHNTIC PRIMARY FACTORY SCHOOL	EKURHULENI SOUTH	700340950	PRIMARY	1	YES	YES	21	5	733	1 456	1 038	1 022	1 022	1 075	1 133	1 185
700340958	262	MORQJANEH PRIMARY SCHOOL	EKURHULENI SOUTH	700340958	PRIMARY	3	YES	YES	25	10	847	1 456	1 157	1 176	1 176	1 242	1 309	1 371
700340984	263	MPLUSWEHI SECONDARY SCHOOL	EKURHULENI SOUTH	700340984	SECONDARY	3	YES	YES	41	14	1 581	1 456	1 865	2 334	2 334	2 318	2 443	2 558
700340992	264	MPONITSHENG SECONDARY SCHOOL	EKURHULENI SOUTH	700340992	SECONDARY	3	YES	YES	36	13	1 414	1 456	1 804	2 141	2 141	2 073	2 185	2 288
700161919	285	MTIMINKULU PRIMARY SCHOOL	EKURHULENI SOUTH	700161919	PRIMARY	4	YES	YES	23	18	823	1 456	1 155	1 147	1 147	1 207	1 272	1 332
700341008	265	MUTINGATI PRIMARY SCHOOL	EKURHULENI SOUTH	700341008	PRIMARY	3	YES	YES	17	16	586	1 456	791	817	817	859	905	948
700161927	267	NAGENG PRIMARY SCHOOL	EKURHULENI SOUTH	700161927	PRIMARY	3	YES	YES	30	14	1 098	1 456	1 491	1 486	1 486	1 563	1 647	1 724
700161935	268	NIDLELEHLE PRIMARY SCHOOL	EKURHULENI SOUTH	700161935	PRIMARY	5	YES	YES	26	17	945	1 456	1 333	1 333	1 333	1 385	1 460	1 529
700161950	269	NEW COMET PRIMARY MINE SCHOOL	EKURHULENI SOUTH	700161950	PRIMARY	2	YES	YES	36	14	1 593	1 456	2 088	2 189	2 189	2 335	2 461	2 577
700341024	270	NOKULUNIGA PRIMARY SCHOOL	EKURHULENI SOUTH	700341024	PRIMARY	3	YES	YES	24	20	701	1 456	1 038	1 063	1 063	1 028	1 084	1 135
700341032	271	NQUGELA PRIMARY SCHOOL	EKURHULENI SOUTH	700341032	PRIMARY	3	YES	YES	40	29	1 352	1 456	1 861	1 943	1 943	1 982	2 089	2 187
700341057	272	NTUTHUKO PRIMARY SCHOOL	EKURHULENI SOUTH	700341057	PRIMARY	3	YES	YES	29	26	827	1 456	1 150	1 155	1 155	1 212	1 277	1 337
700400248	273	O R TAMBO SECONDARY SCHOOL	EKURHULENI SOUTH	700400248	SECONDARY	3	YES	YES	46	13	1 105	1 456	1 669	1 665	1 665	1 620	1 707	1 787
700160051	274	OOSRAID SECONDARY SCHOOL	EKURHULENI SOUTH	700160051	SECONDARY	4	YES	YES	56	18	1 647	1 456	2 382	2 349	2 349	2 415	2 545	2 685
700340034	275	OPELWEG PRIMARY SCHOOL	EKURHULENI SOUTH	700340034	PRIMARY	4	YES	YES	54	19	2 008	1 456	2 644	2 675	2 675	2 944	3 103	3 249
700340067	276	PALMRIDGE SECONDARY SCHOOL	EKURHULENI SOUTH	700340067	SECONDARY	2	YES	YES	79	28	1 261	1 456	3 775	1 738	1 738	1 849	1 949	2 041
700161084	277	PARKDENIE PRIMARY SCHOOL	EKURHULENI SOUTH	700161084	PRIMARY	5	NO	YES	44	6	978	735	676	689	689	719	758	794
700340331	278	PARKLAIDS HIGH SCHOOL	EKURHULENI SOUTH	700340331	SECONDARY	5	NO	YES	19	6	500	735	337	337	337	368	388	405
700161091	279	PARKRAND PRIMARY SCHOOL	EKURHULENI SOUTH	700161091	PRIMARY	5	NO	YES	37	7	1 023	735	719	707	707	752	793	830
700341073	280	PHEASANT FOLLY PRIMARY FARM SCHOOL	EKURHULENI SOUTH	700341073	PRIMARY	1	YES	YES	57	16	2 111	1 456	2 820	2 923	2 923	3 095	3 262	3 415
700162156	281	PHIEAS XULI SECONDARY SCHOOL	EKURHULENI SOUTH	700162156	SECONDARY	4	YES	YES	45	16	988	1 456	1 524	1 430	1 430	1 448	1 526	1 598
700341081	282	PHUMELELA PRIMARY SCHOOL	EKURHULENI SOUTH	700341081	PRIMARY	3	YES	YES	12	11	358	1 456	536	521	521	525	553	579
700341099	283	PHUMULAH SECONDARY SCHOOL	EKURHULENI SOUTH	700341099	SECONDARY	3	YES	YES	54	15	1 657	1 456	2 229	2 289	2 289	2 429	2 560	2 680
700400213	284	PHUMULA GARDENS SECONDARY SCHOOL	EKURHULENI SOUTH	700400213	SECONDARY	5	YES	YES	47	11	1 579	1 456	2 119	2 223	2 223	2 315	2 440	2 555
700162347	285	PHUMULA PRIMARY SCHOOL	EKURHULENI SOUTH	700162347	PRIMARY	3	YES	YES	52	28	1 954	1 456	2 651	2 687	2 687	2 865	3 020	3 162
700161958	286	POLOKEGONG PRIMARY SCHOOL	EKURHULENI SOUTH	700161958	PRIMARY	3	YES	YES	26	7	997	1 456	1 343	1 404	1 404	1 462	1 541	1 613
700341123	287	POHLEGO SECONDARY SCHOOL	EKURHULENI SOUTH	700341123	SECONDARY	4	YES	YES	56	16	1 789	1 456	2 575	2 483	2 483	2 623	2 765	2 895
700341156	288	REAHLE PRIMARY SCHOOL	EKURHULENI SOUTH	700341156	PRIMARY	3	YES	YES	24	17	737	1 456	1 154	1 059	1 059	1 080	1 138	1 191
700342080	289	REALBOHA PRIMARY SCHOOL	EKURHULENI SOUTH	700342080	PRIMARY	1	YES	YES	57	30	1 870	1 456	2 556	2 590	2 590	2 741	2 889	3 025
700161976	290	REBOHITSHENG PRIMARY SCHOOL	EKURHULENI SOUTH	700161976	PRIMARY	4	YES	YES	32	21	1 090	1 456	1 511	1 512	1 512	1 598	1 684	1 763
700160099	291	REISER PARK NO. 2 SECONDARY SCHOOL	EKURHULENI SOUTH	700160099	SECONDARY	2	YES	YES	45	10	1 630	1 456	2 253	2 205	2 205	2 390	2 519	2 637
700160077	292	REISER PARK PRIMARY SCHOOL	EKURHULENI SOUTH	700160077	PRIMARY	4	YES	YES	40	18	1 437	1 456	2 087	2 017	2 017	2 107	2 221	2 325
700400326	293	ROUDEBULT PRIMARY SCHOOL	EKURHULENI SOUTH	700400326	PRIMARY	4	YES	YES	48	9	1 865	1 456	2 785	2 669	2 669	2 734	2 882	3 017
700162016	294	ROUDEBULT SECONDARY SCHOOL	EKURHULENI SOUTH	700162016	SECONDARY	2	YES	YES	34	14	1 105	1 456	1 591	1 585	1 585	1 620	1 707	1 787
700400227	295	ROODEOP SECONDARY SCHOOL	EKURHULENI SOUTH	700400227	SECONDARY	4	NO	YES	49	15	1 854	735	1 075	1 287	1 287	1 370	1 444	1 512
700341222	296	SEKGUTLONG PRIMARY SCHOOL	EKURHULENI SOUTH	700341222	PRIMARY	3	YES	YES	25	19	1 015	1 456	1 428	1 418	1 418	1 486	1 568	1 642
700341230	297	SETSIUNG PRIMARY SCHOOL	EKURHULENI SOUTH	700341230	PRIMARY	3	YES	YES	34	22	1 129	1 456	1 651	1 615	1 615	1 655	1 744	1 826
700341255	298	SIABULILE SECONDARY SCHOOL	EKURHULENI SOUTH	700341255	SECONDARY	4	YES	YES	46	11	1 473	1 456	1 917	2 132	2 132	2 159	2 276	2 383
700341263	299	SIMUNYE PRIMARY SCHOOL	EKURHULENI SOUTH	700341263	PRIMARY	3	YES	YES	21	17	691	1 456	988	967	967	1 013	1 068	1 118
700341297	300	SICHQOBA PRIMARY SCHOOL	EKURHULENI SOUTH	700341297	PRIMARY	4	YES	YES	42	29	1 336	1 456	1 951	1 903	1 903	1 959	2 065	2 162
700340042	301	STONERIDGE PRIMARY SCHOOL	EKURHULENI SOUTH	700340042	PRIMARY	4	YES	YES	43	23	1 677	1 456	2 050	2 332	2 332	2 458	2 591	2 713
700161521	302	SUNWARD PARK HIGH SCHOOL	EKURHULENI SOUTH	700161521	SECONDARY	5	NO	YES	68	8	1 684	735	1 175	1 184	1 184	1 238	1 305	1 366
700342014	303	TAMAHO PRIMARY SCHOOL	EKURHULENI SOUTH	700342014	PRIMARY	2	YES	YES	44	23	1 542	1 456	2 073	2 124	2 124	2 261	2 383	2 495
700162057	304	THABANG PRIMARY SCHOOL	EKURHULENI SOUTH	700162057	PRIMARY	4	YES	YES	38	16	1 316	1 456	1 951	1 828	1 828	1 929	2 033	2 129
700341339	305	THABO HTSAKO SECONDARY SCHOOL	EKURHULENI SOUTH	700341339	SECONDARY	3	YES	YES	38	15	1 186	1 456	1 641	1 710	1 710	1 739	1 833	1 919
700341321	306	THABOTOHA PRIMARY FARM SCHOOL	EKURHULENI SOUTH	700341321	PRIMARY	1	YES	YES	42	25	1 435	1 456	1 852	2 041	2 041	2 104	2 218	2 322
700341883	307	THEMBALETHU PRIMARY SCHOOL	EKURHULENI SOUTH	700341883	PRIMARY	3	YES	YES	41	20	1 389	1 456	1 950	1 953	1 953	2 006	2 146	2 247
700341347	308	THOKO THABA SECONDARY SCHOOL	EKURHULENI SOUTH	700341347	SECONDARY	3	YES	YES	41	12	1 364	1 456	1 786	1 822	1 822	2 000	2 108	2 207
700341354	309	THOKOZA PRIMARY SCHOOL	EKURHULENI SOUTH	700341354	PRIMARY	3	YES	YES	24	13	878	1 456	992	941	941	994	1 048	1 097
700162263	310	THULASIZWE PRIMARY SCHOOL	EKURHULENI SOUTH	700162263	PRIMARY	3	YES	YES	48	21	1 836	1 456	2 517	2 560	2 560	2 692	2 837	2 970
700341362	311	THULISA PRIMARY SCHOOL	EKURHULENI SOUTH	700341362	PRIMARY	3	YES	YES	23	15	734	1 456	1 052	1 036	1 036	1 076	1 134	1 187
700162073	312	THUTOLESFOI SECONDARY SCHOOL	EKURHULENI SOUTH	700162073	SECONDARY	4	YES	YES	63	17	1 930	1 456	2 614	2 702	2 702	2 829	2 982	3 122
700341040	313	THUTOPELE SECONDARY SCHOOL	EKURHULENI SOUTH	700341040	SECONDARY	4	YES	YES	58	14	1 636	1 456	2 407	2 302	2 302	2 398	2 527	2 646
700341370	314	THISE ISONG SECONDARY SCHOOL	EKURHULENI SOUTH	700341370	SECONDARY	3	YES	YES	43	9	1 327	1 456	1 765	1 897	1 897	1 945	2 050	2 146
700341404	315	TSHEBALALA PRIMARY SCHOOL	EKURHULENI SOUTH	700341404	PRIMARY	3	YES	YES	32	20	1 117	1 456	1 521	1 542	1 542	1 638	1 726	1 807
700341417	316	TSHWAGANO PRIMARY SCHOOL	EKURHULENI SOUTH	700341417	PRIMARY	3	YES	YES	30	21	1 104	1 456	1 534	1 528	1 528	1 618	1 705	1 785
700341438	317	UKHANYISO PRIMARY SCHOOL	EKURHULENI SOUTH	700341438	PRIMARY	3	YES	YES	29	15	1 328	1 456	1 641	1 760	1 760	1 947	2 052	2 148
700341446	318	UMKHATHIWE PRIMARY SCHOOL	EKURHULENI SOUTH	700341446	PRIMARY	3	YES	YES	30	21	891	1 456	1 254	1 236	1 236	1 306	1 377	1 442
700341453	319	UMTHOLO PRIMARY SCHOOL	EKURHULENI SOUTH	700341453	PRIMARY	2	YES	YES	50	30	1 695	1 456	2 359	2 345	2 345	2 485	2 619	2 742

EMIS number	No.	Name of School	District	EMIS number	Primary Secondary Combined	Quintile	No Fee Status (Yes/No)	Section 21 Status (Yes/No)	Nr. of Educators	Nr. of non-Educators	Nr. of Learners 2020	Allocation per learner 2020	Main Appropriation	Adjusted Appropriation	Revised estimate	Medium term estimates		
																R'000		
																2019/20	2021/22	2022/23
700341461	320	UM'AMO PRIMARY SCHOOL	EKURHULENI SOUTH	700341461	PRIMARY	3	YES	YES	21	11	576	1 466	848	798	798	844	890	932
700400535	321	VILLA LISA SECONDARY SCHOOL	EKURHULENI SOUTH	700400535	SECONDARY	5	YES	YES	46	14	1 684	1 466	2 300	2 406	2 406	2 483	2 617	2 740
700160093	322	VILLA LIZA PRIMARY SCHOOL	EKURHULENI SOUTH	700160093	PRIMARY	4	NO	YES	54	27	2 050	735	1 431	1 453	1 453	1 538	1 621	1 697
700160099	323	VOSI GORUS COMPREHENSIVE SECONDARY SCHOOL	EKURHULENI SOUTH	700160099	SECONDARY	5	YES	YES	39	13	1 283	1 466	1 779	1 817	1 817	1 881	1 983	2 078
700341903	324	XUMBEZI PRIMARY SCHOOL	EKURHULENI SOUTH	700341903	PRIMARY	3	YES	YES	26	20	912	1 466	1 316	1 293	1 293	1 337	1 426	1 479
700162305	325	WINDMILL PARK PRIMARY SCHOOL	EKURHULENI SOUTH	700162305	PRIMARY	1	YES	YES	52	27	1 940	1 466	2 640	2 705	2 705	2 844	2 968	3 139
700400136	326	WINDMILL PARK SECONDARY SCHOOL	EKURHULENI SOUTH	700400136	SECONDARY	2	YES	YES	60	12	1 913	1 466	2 499	2 733	2 733	2 804	2 955	3 084
700341511	327	WUBULE SECONDARY SCHOOL	EKURHULENI SOUTH	700341511	SECONDARY	2	YES	YES	47	11	1 512	1 466	2 098	2 109	2 109	2 217	2 337	2 447
700162107	328	ZIMELE PRIMARY SCHOOL	EKURHULENI SOUTH	700162107	PRIMARY	4	YES	YES	33	17	1 100	1 466	1 487	1 540	1 540	1 613	1 700	1 780
700341537	329	ZONKIZIWE PRIMARY SCHOOL KATLEHONG	EKURHULENI SOUTH	700341537	PRIMARY	2	YES	YES	49	10	1 603	1 466	2 380	2 230	2 230	2 350	2 477	2 593
700400122	330	ZONKIZIWE SECONDARY SCHOOL	EKURHULENI SOUTH	700400122	SECONDARY	2	YES	YES	51	15	1 636	1 466	2 187	2 288	2 288	2 398	2 527	2 646
700400688	331	PALMRIDGE EXT. 6 SECONDARY SCHOOL	EKURHULENI SOUTH	700400688	SECONDARY	4	YES	YES	35	9	1 434	1 466	2 022	2 081	2 081	2 102	2 216	2 320
700400697	332	TSAKANE EXT. 8 SECONDARY SCHOOL	GAUTENG EAST	700400697	SECONDARY	3	YES	YES	26	10	893	1 466	1 273	1 294	1 294	1 309	1 380	1 445
700350017	333	ALRAPARK PRIMARY SCHOOL	GAUTENG EAST	700350017	PRIMARY	5	NO	YES	32	31	1 107	735	778	779	779	814	858	898
700312093	334	SAZAKHELA PRIMARY SCHOOL	GAUTENG EAST	700312093	PRIMARY	2	YES	YES	47	20	1 538	1 466	2 246	2 142	2 142	2 256	2 377	2 488
700350025	335	ALRAPARK SECONDARY SCHOOL	GAUTENG EAST	700350025	SECONDARY	5	YES	YES	36	9	1 115	1 466	1 512	1 551	1 551	1 635	1 723	1 804
700400277	336	BACHELOA PRIMARY SCHOOL	GAUTENG EAST	700400277	PRIMARY	1	YES	YES	52	32	1 677	1 466	2 331	2 335	2 335	2 457	2 590	2 712
700400398	337	AMOS MAPHAKA SECONDARY	GAUTENG EAST	700400398	SECONDARY	2	YES	YES	33	8	1 055	1 466	1 409	1 451	1 451	1 547	1 631	1 708
700310102	338	ANZAC PRIMARY SCHOOL	GAUTENG EAST	700310102	PRIMARY	5	NO	YES	36	7	894	735	608	627	627	657	692	729
700350091	339	ASSER MALOKA SECONDARY SCHOOL	GAUTENG EAST	700350091	SECONDARY	1	YES	YES	47	10	1 494	1 466	2 180	2 209	2 209	2 190	2 308	2 418
700310962	340	B.B. NYATAZA SECONDARY SCHOOL	GAUTENG EAST	700310962	SECONDARY	3	YES	YES	36	15	964	1 466	1 408	1 395	1 395	1 413	1 489	1 599
700310898	341	BAFO CHIKO PRIMARY SCHOOL	GAUTENG EAST	700310898	PRIMARY	3	YES	YES	24	13	1 217	1 466	1 788	1 718	1 718	1 784	1 880	1 968
700310996	342	BAIKAGETSE INTERMEDIATE SCHOOL	GAUTENG EAST	700310996	PRIMARY	3	YES	YES	17	15	547	1 466	810	763	763	802	845	885
700400050	343	BAKERTON PRIMARY SCHOOL	GAUTENG EAST	700400050	PRIMARY	5	NO	YES	35	8	1 155	735	799	822	822	849	895	937
700350595	344	BOKGATHI PRIMARY FARM SCHOOL	GAUTENG EAST	700350595	PRIMARY	1	YES	YES	14	13	379	1 466	567	518	518	556	586	614
700310201	345	BRAKPANI HIGH SCHOOL	GAUTENG EAST	700310201	SECONDARY	5	NO	YES	40	11	1 103	735	751	808	808	811	855	885
700310623	346	BRAKPANI PRIMARY SCHOOL	GAUTENG EAST	700310623	PRIMARY	5	NO	YES	61	10	1 373	735	995	960	960	1 009	1 063	1 113
700310227	347	BREITHURST PRIMARY SCHOOL	GAUTENG EAST	700310227	PRIMARY	5	NO	YES	30	8	811	735	564	556	556	586	628	658
700310838	348	BUHEBENFUNDI SECONDARY SCHOOL	GAUTENG EAST	700310838	SECONDARY	3	YES	YES	54	14	1 752	1 466	2 345	2 455	2 455	2 568	2 707	2 834
700311837	349	CAIPHUS NYOKA SECONDARY SCHOOL	GAUTENG EAST	700311837	SECONDARY	2	YES	YES	32	14	797	1 466	1 203	1 165	1 165	1 168	1 231	1 289
700310931	350	DALPARK PRIMARY SCHOOL	GAUTENG EAST	700310931	PRIMARY	5	NO	YES	42	7	1 017	735	720	712	712	747	787	824
700400217	351	DALPARK SECONDARY SCHOOL	GAUTENG EAST	700400217	SECONDARY	2	YES	YES	33	2	980	1 466	1 432	1 421	1 421	1 450	1 528	1 600
700310961	352	DAU PHARASI PRIMARY SCHOOL	GAUTENG EAST	700310961	PRIMARY	2	YES	YES	42	20	1 309	1 466	1 924	1 832	1 832	1 919	2 023	2 118
700350529	353	DAN RADEBE PRIMARY SCHOOL	GAUTENG EAST	700350529	PRIMARY	2	YES	YES	26	20	1 171	1 466	1 658	1 610	1 610	1 717	1 810	1 895
700310979	354	DAVEY SECONDARY SCHOOL	GAUTENG EAST	700310979	SECONDARY	3	YES	YES	33	14	797	1 466	1 227	1 095	1 095	1 168	1 231	1 289
700311031	355	DR HARRY GWALA SECONDARY SCHOOL	GAUTENG EAST	700311031	SECONDARY	2	YES	YES	44	15	1 262	1 466	1 635	1 693	1 693	1 850	1 950	2 042
700350545	356	DUDUZA PRIMARY SCHOOL	GAUTENG EAST	700350545	PRIMARY	3	YES	YES	20	16	506	1 466	725	710	710	745	785	822
700311019	357	DUMEHEZI INTERMEDIATE SCHOOL	GAUTENG EAST	700311019	PRIMARY	3	YES	YES	25	8	712	1 466	1 106	1 004	1 004	1 044	1 100	1 152
700350660	358	EDALICEBA PRIMARY SCHOOL	GAUTENG EAST	700350660	PRIMARY	3	YES	YES	25	16	849	1 466	1 106	1 156	1 156	1 245	1 312	1 374
700350678	359	EMZIMKHULU PRIMARY SCHOOL	GAUTENG EAST	700350678	PRIMARY	3	YES	YES	20	14	588	1 466	865	827	827	862	909	952
700350249	360	ENDICOTT PRIMARY SCHOOL	GAUTENG EAST	700350249	PRIMARY	5	NO	YES	18	6	656	735	432	450	450	482	508	532
700311043	361	ENKATIGALA PRIMARY SCHOOL	GAUTENG EAST	700311043	PRIMARY	3	YES	YES	13	2	473	1 466	646	638	638	693	730	764
700350696	362	ESBOJELWESILE SECONDARY SCHOOL	GAUTENG EAST	700350696	SECONDARY	3	YES	YES	50	11	1 440	1 466	1 999	2 017	2 017	2 111	2 225	2 330
700360074	363	EUREKA HIGH SCHOOL	GAUTENG EAST	700360074	SECONDARY	4	NO	YES	32	11	956	735	654	712	712	702	740	775
700350702	364	FRED HAROLD PRIMARY SCHOOL	GAUTENG EAST	700350702	PRIMARY	3	YES	YES	25	14	762	1 466	1 095	1 119	1 119	1 117	1 177	1 232
700311058	365	FULUKUKHATHI PRIMARY SCHOOL	GAUTENG EAST	700311058	PRIMARY	3	YES	YES	35	22	1 234	1 466	1 694	1 721	1 721	1 809	1 907	1 997
700400515	366	GELUKSDAL PRIMARY SCHOOL	GAUTENG EAST	700400515	PRIMARY	4	YES	YES	46	21	1 471	1 466	2 086	2 059	2 059	2 156	2 272	2 379
700310011	367	GELUKSDAL PRIMERE SKOOL	GAUTENG EAST	700310011	PRIMARY	4	YES	YES	46	25	1 845	1 466	2 657	2 553	2 553	2 705	2 851	2 985
700310029	368	GELUKSDAL SECONDARY SCHOOL	GAUTENG EAST	700310029	SECONDARY	4	YES	YES	57	16	1 930	1 466	2 627	2 734	2 734	2 829	2 982	3 122
700311075	369	GEORGE MBASE PRIMARY SCHOOL	GAUTENG EAST	700311075	PRIMARY	2	YES	YES	25	16	724	1 466	1 187	1 002	1 002	1 081	1 118	1 171
700360279	370	GORGOGANG PRIMARY SCHOOL	GAUTENG EAST	700360279	PRIMARY	3	YES	YES	10	2	350	1 466	443	478	478	513	541	568
700311084	371	GUGULESIWE PRIMARY SCHOOL	GAUTENG EAST	700311084	PRIMARY	3	YES	YES	25	11	841	1 466	1 115	1 173	1 173	1 233	1 300	1 361
700360736	372	HAPPINESS PRIMARY SCHOOL	GAUTENG EAST	700360736	PRIMARY	3	YES	YES	22	16	815	1 466	1 105	1 150	1 150	1 195	1 260	1 319
700311092	373	HB NYATHI SECONDARY SCHOOL	GAUTENG EAST	700311092	SECONDARY	3	YES	YES	47	15	1 600	1 466	2 250	2 334	2 334	2 359	2 486	2 603
700360108	374	HOER TEGHIESE SKOOL SPRINGS	GAUTENG EAST	700360108	SECONDARY	4	NO	YES	34	4	838	735	572	592	592	616	649	680
700310300	375	HOERSKOOL DIE RIJKE	GAUTENG EAST	700310300	SECONDARY	5	NO	YES	59	11	1 226	735	847	882	882	901	950	995
700350116	376	HOERSKOOL HUGENOTE	GAUTENG EAST	700350116	SECONDARY	4	NO	YES	50	11	1 180	735	867	845	845	867	914	957
700360124	377	HOERSKOOL JOHAN JURGENS	GAUTENG EAST	700360124	SECONDARY	5	NO	YES	44	9	950	735	958	683	683	698	736	771
700350139	378	HOERSKOOL JOHN VORSTER	GAUTENG EAST	700350139	SECONDARY	5	NO	YES	34	5	696	735	528	499	499	512	540	565
700310359	379	HOERSKOOL STOFFBERG	GAUTENG EAST	700310359	SECONDARY	5	NO	YES	34	6	758	735	538	552	552	557	587	615
700311118	380	INKATHA KA JULU PRIMARY SCHOOL	GAUTENG EAST	700311118	PRIMARY	3	YES	YES	31	13	1 136	1 466	1 620	1 551	1 551	1 665	1 755	1 837
700350751	381	INHAHAMBENI PRIMARY SCHOOL	GAUTENG EAST	700350751	PRIMARY	4	YES	YES	20	15	596	1 466	882	815	815	874	921	964
700350789	382	JAMES UKOSI PRIMARY SCHOOL	GAUTENG EAST	700350789	PRIMARY	2	YES	YES	41	25	1 420	1 466	2 005	1 974	1 974	2 082	2 194	2 297
700311142	383	JE NALEFE SECONDARY SCHOOL	GAUTENG EAST	700311142	SECONDARY	4	YES	YES	49	12	1 677	1 466	2 284	2 385	2 385	2 458	2 591	2 713

EMS number	No.	Name of School	District	EMS number	Primary Secondary Combined	Quintile	No Fee Status (Yes/No)	Section 21 Status (Yes/No)	Nr of Educators	Nr of non-Educators	Nr of Learners 2020	Allocation per learner 2020	Main Appropriation	Adjusted Appropriation	Revised estimate	Medium term estimates		
																R'000		
																2019/20	2020/21	2021/22
700350777	384	JOH MASEKO PRIMARY SCHOOL	GAUTENG EAST	700350777	PRIMARY	4	YES	YES	28	20	858	1 456	1 236	1 193	1 193	1 258	1 326	1 388
700311159	385	JS MALAZA PRIMARY SCHOOL	GAUTENG EAST	700311159	PRIMARY	3	YES	YES	29	13	764	1 456	1 218	1 099	1 099	1 120	1 180	1 235
700311167	386	KATLEGO INTERMEDIATE SCHOOL	GAUTENG EAST	700311167	PRIMARY	3	YES	YES	30	22	1 054	1 456	1 498	1 490	1 490	1 545	1 628	1 705
700350793	387	KHEIKHE MASEKELA SECONDARY SCHOOL	GAUTENG EAST	700350793	SECONDARY	4	YES	YES	45	11	1 474	1 456	1 915	2 049	2 049	2 161	2 278	2 385
700311175	388	KGALEMA PRIMARY SCHOOL	GAUTENG EAST	700311175	PRIMARY	3	YES	YES	35	24	1 142	1 456	1 678	1 571	1 571	1 674	1 764	1 847
700311811	389	KOGIAGANO PRIMARY SCHOOL	GAUTENG EAST	700311811	PRIMARY	2	YES	YES	40	27	1 362	1 456	1 982	1 899	1 899	1 997	2 105	2 204
700350801	390	KHANGZILE PRIMARY SCHOOL	GAUTENG EAST	700350801	PRIMARY	2	YES	YES	14	10	491	1 456	615	673	673	720	759	795
700311191	391	KHOMBHULHA PRIMARY SCHOOL	GAUTENG EAST	700311191	PRIMARY	3	YES	YES	26	15	771	1 456	1 105	1 074	1 074	1 130	1 191	1 247
700350835	392	KWA THENA PRIMARY SCHOOL	GAUTENG EAST	700350835	PRIMARY	5	YES	YES	32	18	1 122	1 456	1 511	1 579	1 579	1 645	1 734	1 815
700350843	393	LABANJIMOTI HABI COMPREHENSIVE SCHOOL	GAUTENG EAST	700350843	SECONDARY	4	YES	YES	30	6	863	1 456	1 192	1 222	1 222	1 265	1 333	1 396
700310458	394	LAERSKOOI BRAKPAAN-005	GAUTENG EAST	700310458	PRIMARY	5	NO	YES	30	6	769	735	578	560	560	595	596	624
700350256	395	LAERSKOOI CHRISTIAAN BEYERS	GAUTENG EAST	700350256	PRIMARY	5	NO	YES	33	8	737	735	544	539	539	542	571	598
700310474	396	LAERSKOOI DALVIEW	GAUTENG EAST	700310474	PRIMARY	5	NO	YES	41	10	857	735	613	602	602	630	664	695
700310532	397	LAERSKOOI DIE AREND	GAUTENG EAST	700310532	PRIMARY	5	NO	YES	50	9	1 186	735	770	844	844	872	919	962
700350264	398	LAERSKOOI DUINPOTTAR	GAUTENG EAST	700350264	PRIMARY	5	NO	YES	18	5	750	735	492	521	521	551	581	608
700350272	399	LAERSKOOI HANJES VISAGIE	GAUTENG EAST	700350272	PRIMARY	5	NO	YES	25	3	454	735	333	325	325	334	352	369
700350280	400	LAERSKOOI JAN VAN RIEBEEK	GAUTENG EAST	700350280	PRIMARY	5	NO	YES	40	9	905	735	625	631	631	665	701	734
700310526	401	LAERSKOOI KIMMADO	GAUTENG EAST	700310526	PRIMARY	5	NO	YES	29	9	869	735	588	578	578	639	674	706
700350298	402	LAERSKOOI MORESTER	GAUTENG EAST	700350298	PRIMARY	5	NO	YES	43	10	1 268	735	874	889	889	932	982	1 028
700310516	403	LAERSKOOI MOREWAG	GAUTENG EAST	700310516	PRIMARY	5	NO	YES	17	9	570	735	434	425	425	419	442	463
700350306	404	LAERSKOOI P A M BRINK	GAUTENG EAST	700350306	PRIMARY	4	NO	YES	31	2	670	735	487	470	470	492	519	543
700350314	405	LAERSKOOI SELECTIONPARK	GAUTENG EAST	700350314	PRIMARY	5	NO	YES	35	8	867	735	611	625	625	637	671	703
700350322	406	LAERSKOOI TINI VORSTER	GAUTENG EAST	700350322	PRIMARY	5	NO	YES	26	9	586	735	429	438	438	462	484	504
700350330	407	LAERSKOOI WELGEDAG	GAUTENG EAST	700350330	PRIMARY	5	NO	YES	26	7	893	735	641	619	619	656	691	723
700350348	408	LAERSKOOI WERDA	GAUTENG EAST	700350348	PRIMARY	4	NO	YES	45	21	1 028	735	715	717	717	758	797	834
700312140	409	LANGAVILLE PRIMARY SCHOOL	GAUTENG EAST	700312140	PRIMARY	2	YES	YES	44	23	1 512	1 456	2 119	2 131	2 131	2 217	2 337	2 447
700400223	410	LANGAVILLE SECONDARY SCHOOL	GAUTENG EAST	700400223	SECONDARY	2	YES	YES	45	9	1 309	1 456	1 716	1 907	1 907	1 919	2 023	2 118
700312117	411	LEBOHE PRIMARY SCHOOL	GAUTENG EAST	700312117	PRIMARY	3	YES	YES	33	24	1 048	1 456	1 546	1 440	1 440	1 536	1 619	1 695
700350850	412	LEFA-IFA SECONDARY SCHOOL	GAUTENG EAST	700350850	SECONDARY	4	YES	YES	38	11	1 316	1 456	1 765	1 453	1 453	1 929	2 033	2 129
700400216	413	LEKAWOSO SECONDARY SCHOOL	GAUTENG EAST	700400216	SECONDARY	1	YES	YES	47	10	1 447	1 456	1 981	2 020	2 020	2 121	2 238	2 341
700312233	414	LERUTLE PRIMARY SCHOOL	GAUTENG EAST	700312233	PRIMARY	3	YES	YES	34	23	1 334	1 456	1 576	1 846	1 846	1 956	2 062	2 159
700311269	415	LETSHA PRIMARY SCHOOL	GAUTENG EAST	700311269	PRIMARY	3	YES	YES	10	2	340	1 456	466	470	470	498	525	550
700311274	416	LETSHIE PRIMARY SCHOOL	GAUTENG EAST	700311274	PRIMARY	3	YES	YES	27	20	866	1 456	1 181	1 195	1 195	1 270	1 339	1 402
700311308	417	MADIBONGHE PRIMARY SCHOOL	GAUTENG EAST	700311308	PRIMARY	3	YES	YES	22	6	793	1 456	1 117	1 101	1 101	1 163	1 226	1 284
700311524	418	MAMELONG COMPREHENSIVE	GAUTENG EAST	700311524	SECONDARY	4	YES	YES	54	15	1 417	1 456	2 032	2 067	2 067	2 077	2 189	2 292
700311332	419	MAMOLETHU PRIMARY SCHOOL	GAUTENG EAST	700311332	PRIMARY	3	YES	YES	33	21	941	1 456	1 388	1 311	1 311	1 380	1 455	1 523
700311340	420	MANGOSUTHU PRIMARY SCHOOL	GAUTENG EAST	700311340	PRIMARY	3	YES	YES	28	18	852	1 456	1 226	1 197	1 197	1 249	1 316	1 378
700350892	421	MASIMBI PRIMARY SCHOOL	GAUTENG EAST	700350892	PRIMARY	2	YES	YES	26	8	812	1 456	1 134	1 162	1 162	1 190	1 254	1 313
700311373	422	MELODI PRIMARY SCHOOL	GAUTENG EAST	700311373	PRIMARY	3	YES	YES	41	32	1 403	1 456	1 905	1 970	1 970	2 057	2 168	2 270
700400234	423	MEIZI PRIMARY SCHOOL	GAUTENG EAST	700400234	PRIMARY	2	YES	YES	40	15	1 270	1 456	1 862	1 772	1 772	1 862	1 963	2 055
700311381	424	MICHAEL ZULU PRIMARY SCHOOL	GAUTENG EAST	700311381	PRIMARY	3	YES	YES	49	25	1 340	1 456	1 882	1 858	1 858	1 954	2 070	2 167
700350900	425	MILISO PRIMARY SCHOOL	GAUTENG EAST	700350900	PRIMARY	4	YES	YES	29	26	935	1 456	1 370	1 316	1 316	1 371	1 445	1 513
700350918	426	MOM SERONJE SECONDARY SCHOOL	GAUTENG EAST	700350918	SECONDARY	4	YES	YES	50	14	1 336	1 456	1 789	1 915	1 915	1 959	2 065	2 162
700311394	427	MOSHOSHOE PRIMARY SCHOOL	GAUTENG EAST	700311394	PRIMARY	5	YES	YES	28	17	965	1 456	1 352	1 340	1 340	1 415	1 491	1 561
700350926	428	MUZOMSHA PRIMARY SCHOOL	GAUTENG EAST	700350926	PRIMARY	4	YES	YES	15	5	545	1 456	748	760	760	799	842	882
700311407	429	NCHABELENG PRIMARY SCHOOL	GAUTENG EAST	700311407	PRIMARY	3	YES	YES	24	21	770	1 456	1 130	1 072	1 072	1 129	1 190	1 245
700350371	430	NIGEL HIGH SCHOOL	GAUTENG EAST	700350371	SECONDARY	5	NO	YES	41	8	1 041	735	687	737	737	765	806	844
700350389	431	NIGEL PRIMARY SCHOOL	GAUTENG EAST	700350389	PRIMARY	5	NO	YES	29	7	752	735	507	523	523	553	583	610
700350332	432	NIGEL SECONDARY SCHOOL	GAUTENG EAST	700350332	SECONDARY	4	NO	YES	43	15	1 218	735	863	875	875	895	943	987
700350934	433	NIMROD NDERELE SECONDARY SCHOOL	GAUTENG EAST	700350934	SECONDARY	4	YES	YES	50	10	1 616	1 456	2 211	2 232	2 232	2 359	2 497	2 614
700350942	434	NKABELE PRIMARY SCHOOL	GAUTENG EAST	700350942	PRIMARY	5	YES	YES	24	19	859	1 456	1 201	1 208	1 208	1 259	1 327	1 389
700350959	435	NKUMBULO SECONDARY SCHOOL	GAUTENG EAST	700350959	SECONDARY	4	YES	YES	41	11	1 192	1 456	1 708	1 654	1 654	1 747	1 841	1 928
700350967	436	NOMIKHAHE PRIMARY SCHOOL	GAUTENG EAST	700350967	PRIMARY	2	YES	YES	24	17	777	1 456	1 093	1 091	1 091	1 139	1 201	1 257
700350975	437	NTOKO WETU PRIMARY SCHOOL	GAUTENG EAST	700350975	PRIMARY	3	YES	YES	31	22	910	1 456	1 298	1 307	1 307	1 334	1 406	1 472
700311423	438	NTSIKANA PRIMARY SCHOOL	GAUTENG EAST	700311423	PRIMARY	3	YES	YES	24	18	839	1 456	1 089	1 130	1 130	1 230	1 256	1 357
700400634	439	PATHEVILLE PRIMARY SCHOOL	GAUTENG EAST	700400634	PRIMARY	5	YES	YES	31	10	1 285	1 456	1 697	1 808	1 808	1 856	1 956	2 045
700400249	440	PHAKAMANI SECONDARY SCHOOL	GAUTENG EAST	700400249	SECONDARY	3	YES	YES	37	8	1 021	1 456	1 472	1 475	1 475	1 497	1 578	1 652
700311431	441	PHAKAMANI SECONDARY SCHOOL	GAUTENG EAST	700311431	SECONDARY	2	YES	YES	50	16	1 599	1 456	2 159	2 264	2 264	2 344	2 471	2 587
700351007	442	PHULONG SECONDARY SCHOOL	GAUTENG EAST	700351007	SECONDARY	4	YES	YES	36	14	1 240	1 456	1 682	1 778	1 778	1 816	1 916	2 006
700311449	443	PHUMULANI PRIMARY SCHOOL	GAUTENG EAST	700311449	PRIMARY	3	YES	YES	30	19	999	1 456	1 452	1 383	1 383	1 465	1 544	1 617
700350405	444	PIEFROVE PRIMARY SCHOOL	GAUTENG EAST	700350405	PRIMARY	4	NO	YES	42	7	964	735	704	688	688	723	752	798
700351015	445	QEDUSIZI PRIMARY SCHOOL	GAUTENG EAST	700351015	PRIMARY	3	YES	YES	32	22	1 055	1 456	1 491	1 482	1 482	1 547	1 631	1 708
700400152	446	QUANTUM SECONDARY SCHOOL	GAUTENG EAST	700400152	SECONDARY	1	YES	YES	33	13	941	1 456	1 359	1 347	1 347	1 380	1 455	1 523
700351023	447	REDUWETSWE PRIMARY SCHOOL	GAUTENG EAST	700351023	PRIMARY	4	YES	YES	18	11	585	1 456	803	812	812	855	901	943

EMIS number	No.	Name of School	District	EMIS number	Primary Secondary Combined	Quintile	No Fee Status (Yes/No)	Section 21 Status (Yes/No)	Nr of Educators	Nr of non-Educators	Nr of Learners 2020	Allocation per learner 2020	Main Appropriation	Adjusted Appropriation	Revised estimate	Medium term estimates		
																R'000		
																R'000		
																2018/20	2020/21	2022/23
700311456	448	RE-SHOQOQADITSWI SECONDARY SCHOOL	GAUTENG EAST	700311456	SECONDARY	2	YES	YES	37	13	1 204	1 466	1 632	1 629	1 629	1 765	1 860	1 947
700311464	449	RIVONI SECONDARY SCHOOL	GAUTENG EAST	700311464	SECONDARY	3	YES	YES	49	18	1 142	1 466	1 600	1 597	1 597	1 674	1 764	1 847
700311472	450	ROLIHLAHLA PRIMARY SCHOOL	GAUTENG EAST	700311472	PRIMARY	4	YES	YES	32	26	892	1 466	1 350	1 233	1 233	1 308	1 379	1 444
700351031	451	ROSEVIEW PRIMARY SCHOOL	GAUTENG EAST	700351031	PRIMARY	4	YES	YES	41	28	1 415	1 466	1 967	1 968	1 988	2 074	2 186	2 289
700351049	452	SAKHELWE PRIMARY SCHOOL	GAUTENG EAST	700351049	PRIMARY	4	YES	YES	11	10	458	1 466	642	642	642	671	707	740
700400802	453	MOKGORA PRIMARY SCHOOL	GAUTENG EAST	700400802	PRIMARY	1	YES	YES	38	25	1 552	1 466	2 183	2 161	2 161	2 275	2 398	2 511
700251064	454	SEDIABA PRIMARY SCHOOL	GAUTENG EAST	700251064	PRIMARY	3	YES	YES	16	9	420	1 466	580	574	574	616	649	680
700350454	455	SHI COURT PRIMARY SCHOOL	GAUTENG EAST	700350454	PRIMARY	5	NO	YES	40	7	977	735	688	680	680	718	757	795
700350462	456	SELPARK PRIMARY SCHOOL	GAUTENG EAST	700350462	PRIMARY	5	NO	YES	32	11	947	735	639	605	605	696	734	768
700311480	457	SHALRACK MAMBO PRIMARY SCHOOL	GAUTENG EAST	700311480	PRIMARY	4	YES	YES	35	30	1 191	1 466	1 563	1 532	1 532	1 746	1 840	1 926
700351080	458	SIBONISWE PRIMARY SCHOOL	GAUTENG EAST	700351080	PRIMARY	4	YES	YES	32	27	1 024	1 466	1 391	1 418	1 418	1 501	1 582	1 656
700311514	459	SIPHUMLELE PRIMARY SCHOOL	GAUTENG EAST	700311514	PRIMARY	3	YES	YES	13	5	342	1 466	512	496	496	501	528	553
700351106	460	SITHEMBISO PRIMARY SCHOOL	GAUTENG EAST	700351106	PRIMARY	2	YES	YES	20	14	667	1 466	875	931	931	978	1 031	1 079
700400401	461	SIZUZILE PRIMARY	GAUTENG EAST	700400401	PRIMARY	3	YES	YES	38	20	1 169	1 466	1 644	1 672	1 672	1 758	1 853	1 940
700351114	462	SIZWESITHU PRIMARY SCHOOL	GAUTENG EAST	700351114	PRIMARY	4	YES	YES	29	5	980	1 466	1 369	1 366	1 366	1 437	1 515	1 586
700350470	463	SPRINGBOYS' HIGH SCHOOL	GAUTENG EAST	700350470	SECONDARY	5	NO	YES	29	6	832	735	593	590	590	612	645	675
700350488	464	SPRINGBOYS GIRLS' HIGH SCHOOL	GAUTENG EAST	700350488	SECONDARY	5	NO	YES	41	6	796	735	571	566	566	587	619	648
700350501	465	SPRINGBOYS SECONDARY SCHOOL	GAUTENG EAST	700350501	SECONDARY	5	NO	YES	36	7	973	735	616	684	684	715	754	789
700350520	466	STRUBELWALE PRIMARY SCHOOL	GAUTENG EAST	700350520	PRIMARY	5	NO	YES	30	7	778	735	538	552	552	572	603	631
700401553	467	TAUDI ELEATHOR SIBISO SECONDARY SCHOOL	GAUTENG EAST	700401553	SECONDARY	4	YES	YES	34	8	1 034	1 466	1 393	1 525	1 525	1 516	1 598	1 673
700351130	468	THAB'GALATHI PRIMARY SCHOOL	GAUTENG EAST	700351130	PRIMARY	4	YES	YES	25	18	786	1 466	965	1 063	1 063	1 152	1 214	1 271
700351148	469	THEMBALAZULU PRIMARY SCHOOL	GAUTENG EAST	700351148	PRIMARY	3	YES	YES	12	9	439	1 466	581	598	598	630	664	695
700311282	470	THEMBELHLE PRIMARY SCHOOL	GAUTENG EAST	700311282	PRIMARY	2	YES	YES	48	26	1 739	1 466	2 462	2 427	2 427	2 549	2 687	2 813
700351155	471	THEO-TWALE PRIMARY SCHOOL	GAUTENG EAST	700351155	PRIMARY	4	YES	YES	26	16	822	1 466	1 179	1 152	1 152	1 205	1 270	1 330
700311548	472	THOULWAZI SECONDARY SCHOOL	GAUTENG EAST	700311548	SECONDARY	3	YES	YES	50	10	1 407	1 466	1 865	1 851	1 851	2 063	2 174	2 276
700311555	473	THOPOI PRIMARY SCHOOL	GAUTENG EAST	700311555	PRIMARY	3	YES	YES	40	17	1 113	1 466	1 568	1 561	1 561	1 632	1 720	1 801
700311563	474	THUTHUKANISIZWE PRIMARY SCHOOL	GAUTENG EAST	700311563	PRIMARY	4	NO	YES	26	20	878	735	608	620	620	645	680	712
700351171	475	TLAKULA SECONDARY SCHOOL	GAUTENG EAST	700351171	SECONDARY	3	YES	YES	68	14	1 091	1 466	1 553	1 542	1 542	1 589	1 685	1 764
700400219	476	TSAKAHE EXTENSION B PRIMARY SCHOOL	GAUTENG EAST	700400219	PRIMARY	3	YES	YES	31	21	1 086	1 466	1 522	1 511	1 511	1 592	1 678	1 757
700311571	477	TSAKAHE PRIMARY SCHOOL	GAUTENG EAST	700311571	PRIMARY	2	YES	YES	24	5	697	1 466	969	988	988	1 022	1 077	1 128
700311589	478	TSAKAHE SECONDARY SCHOOL	GAUTENG EAST	700311589	SECONDARY	3	YES	YES	57	19	2 018	1 466	2 695	2 837	2 837	2 956	3 118	3 265
700311597	479	TSHIFHUTO II/INTERMEDIATE	GAUTENG EAST	700311597	PRIMARY	2	YES	YES	42	29	1 466	1 466	2 095	2 074	2 074	2 193	2 311	2 420
700351197	480	TSIMONIS PRIMARY SCHOOL	GAUTENG EAST	700351197	PRIMARY	4	YES	YES	14	11	373	1 466	536	532	532	547	577	604
700351205	481	UMSOBOUWU PRIMARY SCHOOL	GAUTENG EAST	700351205	PRIMARY	4	YES	YES	16	12	537	1 466	738	742	742	787	829	868
700311852	482	VEZUKHOHO SECONDARY SCHOOL	GAUTENG EAST	700311852	SECONDARY	1	YES	YES	45	11	1 463	1 466	1 994	2 041	2 041	2 130	2 245	2 351
700351338	483	VUKUCIYSE PRIMARY FARM SCHOOL	GAUTENG EAST	700351338	PRIMARY	2	YES	YES	29	21	1 110	1 466	1 512	1 510	1 510	1 627	1 715	1 796
700311854	484	VUYAYI PRIMARY SCHOOL	GAUTENG EAST	700311854	PRIMARY	3	YES	YES	29	24	1 062	1 466	1 514	1 395	1 395	1 557	1 641	1 718
700311688	485	WU WPEHASESI PRIMARY SCHOOL	GAUTENG EAST	700311688	PRIMARY	4	YES	YES	38	13	1 284	1 466	1 776	1 799	1 799	1 862	1 984	2 077
700351262	486	ZAKHELI PRIMARY SCHOOL	GAUTENG EAST	700351262	PRIMARY	4	YES	YES	30	21	1 037	1 466	1 470	1 422	1 422	1 520	1 602	1 677
700351268	487	ZAMAHU PRIMARY SCHOOL	GAUTENG EAST	700351268	PRIMARY	3	YES	YES	21	17	739	1 466	1 050	1 045	1 045	1 083	1 141	1 195
700311845	488	ZAMUKHANYO PRIMARY SCHOOL	GAUTENG EAST	700311845	PRIMARY	2	YES	YES	44	27	1 289	1 466	1 821	1 907	1 907	1 890	1 992	2 086
700351295	489	ZIKHETHELE SECONDARY SCHOOL	GAUTENG EAST	700351295	SECONDARY	3	YES	YES	33	8	956	1 466	1 387	1 366	1 366	1 401	1 477	1 546
700351304	490	ZIMSELE SECONDARY SCHOOL	GAUTENG EAST	700351304	SECONDARY	3	YES	YES	31	13	997	1 466	1 469	1 390	1 390	1 462	1 541	1 613
700351312	491	ZITHWETHELI PRIMARY SCHOOL	GAUTENG EAST	700351312	PRIMARY	3	YES	YES	23	16	743	1 466	1 023	1 024	1 024	1 089	1 148	1 202
700200778	492	BAMVEZE PRIMARY SCHOOL	GAUTENG NORTH	700200778	PRIMARY	2	YES	YES	44	26	1 178	1 466	1 686	1 651	1 651	1 727	1 820	1 906
700211300	493	BOSCHKOP PRIMARY FARM SCHOOL	GAUTENG NORTH	700211300	PRIMARY	1	YES	YES	26	10	891	1 466	1 167	1 205	1 205	1 306	1 377	1 442
700210021	494	BROUHOORST SPRUIT PRIMARY SCHOOL	GAUTENG NORTH	700210021	PRIMARY	5	NO	YES	44	11	1 189	735	831	836	836	874	921	964
700211334	495	CHIPA-TABAU SECONDARY SCHOOL	GAUTENG NORTH	700211334	SECONDARY	2	YES	YES	61	19	1 936	1 466	2 762	2 869	2 869	2 838	2 891	3 132
700212192	496	CHOKOE PRIMARY SCHOOL	GAUTENG NORTH	700212192	PRIMARY	2	YES	YES	44	29	1 461	1 466	2 108	2 149	2 149	2 142	2 258	2 364
700210062	497	CULTURA HIGH SCHOOL	GAUTENG NORTH	700210062	SECONDARY	4	NO	YES	29	4	687	735	452	496	496	505	532	557
700211359	498	DAH KUTUMELA SECONDARY SCHOOL	GAUTENG NORTH	700211359	SECONDARY	2	YES	YES	51	11	1 517	1 466	2 242	2 250	2 250	2 312	2 437	2 562
700200196	499	EKANGALALA SECONDARY SCHOOL	GAUTENG NORTH	700200196	SECONDARY	4	NO	YES	66	19	1 726	735	1 158	1 207	1 207	1 269	1 338	1 401
700211367	500	EMATSHENI PRIMARY FARM SCHOOL	GAUTENG NORTH	700211367	PRIMARY	1	YES	YES	13	10	213	1 466	308	288	288	312	329	344
700240671	501	FANJAFU PRIMARY FARM SCHOOL	GAUTENG NORTH	700240671	PRIMARY	1	YES	YES	44	31	1 443	1 466	2 102	2 038	2 038	2 115	2 229	2 334
700211417	502	FOXTROT PRIMARY FARM SCHOOL	GAUTENG NORTH	700211417	PRIMARY	2	YES	YES	11	8	154	1 466	244	213	213	226	238	249
700210096	503	GKOMBINERFIDE SKOOL OULIVAN	GAUTENG NORTH	700210096	SECONDARY	5	NO	YES	60	8	870	735	670	653	653	699	674	706
70025181	504	HLABELLA PRIMARY SCHOOL	GAUTENG NORTH	70025181	PRIMARY	2	YES	YES	19	14	511	1 466	732	720	720	748	789	828
700251413	505	HLONISA PRIMARY SCHOOL	GAUTENG NORTH	700251413	PRIMARY	2	YES	YES	27	18	840	1 466	1 211	1 150	1 150	1 231	1 297	1 358
700210179	506	HOERSKOOI FRASIMUS	GAUTENG NORTH	700210179	SECONDARY	5	NO	YES	41	4	875	735	530	598	598	643	678	710
700211441	507	KGORO PRIMARY SCHOOL	GAUTENG NORTH	700211441	PRIMARY	3	YES	YES	40	25	1 253	1 466	1 627	1 637	1 637	1 837	1 936	2 027
700220731	508	KUTUMELA MOUFIHIT M FARM SCHOOL	GAUTENG NORTH	700220731	PRIMARY	1	YES	YES	44	13	1 468	1 466	1 988	2 038	2 038	2 152	2 268	2 375
700241638	509	LAERSKOOI DE POORT	GAUTENG NORTH	700241638	PRIMARY	4	NO	YES	47	8	808	735	590	562	562	594	626	655
700210680	510	LAERSKOOI DUPREZ VANWYK	GAUTENG NORTH	700210680	PRIMARY	5	NO	YES	50	10	774	735	514	498	498	532	561	587
700241620	511	LAERSKOOI KAMEELPONTEN	GAUTENG NORTH	700241620	PRIMARY	5	NO	YES	18	2	254	735	156	174	174	187	197	206

EMIS number	No.	Name of School	District	EMIS number	Primary Secondary Combined	Quintile	No Fee Status (Yes/No)	Section 21 Status (Yes/No)	No. of Educators	No. of non-Educators	No. of Learners 2020	Allocation per learner 2020	Main Appropriation	Adjusted Appropriation	Revised estimate	Medium term estimates		
																R000		
																2019/20	2020/21	2022/23
700240283	512	LAERSKOOI KLIPDRIF I	GAUTENG NORTH	700240283	PRIMARY	4	NO	YES	37	8	1 102	735	765	774	774	810	854	894
700210199	513	LAERSKOOI RAYTON	GAUTENG NORTH	700210199	PRIMARY	5	NO	YES	27	3	522	735	362	346	346	384	405	424
700210823	514	LAERSKOOI TYGERPOORT	GAUTENG NORTH	700210823	PRIMARY	5	NO	YES	62	6	1 118	735	773	810	810	822	866	907
700210864	515	LAERSKOOI WIPOORT NR 224	GAUTENG NORTH	700210864	PRIMARY	5	NO	YES	19	4	307	735	227	222	222	226	238	249
700240819	516	LEEUFONTEIN PRIMARY FARM SCHOOL	GAUTENG NORTH	700240819	PRIMARY	2	YES	YES	11	9	515	1 468	700	751	751	756	796	833
700221291	517	LESEDI SECONDARY SCHOOL	GAUTENG NORTH	700221291	SECONDARY	2	YES	YES	23	4	928	1 468	1 246	1 306	1 306	1 360	1 433	1 500
700920538	518	LINGTJHUIDO SECONDARY SCHOOL	GAUTENG NORTH	700920538	SECONDARY	2	YES	YES	30	8	961	1 468	1 304	1 392	1 392	1 408	1 495	1 595
700921692	519	MAHLUGA SECONDARY SCHOOL	GAUTENG NORTH	700921692	SECONDARY	1	YES	YES	17	8	487	1 468	660	714	714	754	788	818
700922237	520	MATJONGSBOO PRIMARY SCHOOL	GAUTENG NORTH	700922237	PRIMARY	2	YES	YES	13	12	362	1 468	590	539	539	560	590	618
700921381	521	MKHAMBI PRIMARY SCHOOL	GAUTENG NORTH	700921381	PRIMARY	1	YES	YES	13	2	379	1 468	492	527	527	556	586	614
700400155	522	MPUMELELO SECONDARY SCHOOL	GAUTENG NORTH	700400155	SECONDARY	2	YES	YES	35	9	1 065	1 468	1 538	1 543	1 543	1 561	1 645	1 722
700400086	523	MSHULU/ANE MAYSELA PRIMARY SCHOOL	GAUTENG NORTH	700400086	PRIMARY	3	YES	YES	44	27	1 404	1 468	2 053	1 962	1 962	2 058	2 169	2 271
700210013	524	OVERWACHT PRIMARY SCHOOL	GAUTENG NORTH	700210013	PRIMARY	1	YES	YES	18	13	609	1 468	876	855	855	893	941	965
700400916	525	SINENHLEHLA PRIMARY SCHOOL	GAUTENG NORTH	700400916	PRIMARY	3	YES	NO	17	2	763	1 468	957	865	865	1 119	1 179	1 234
700211615	526	REFAMO PRIMARY FARM SCHOOL	GAUTENG NORTH	700211615	PRIMARY	1	YES	YES	13	10	390	1 468	545	549	549	572	603	631
700211523	527	RETHABESING PRIMARY SCHOOL	GAUTENG NORTH	700211523	PRIMARY	3	YES	YES	30	27	885	1 468	1 343	1 233	1 233	1 297	1 367	1 431
700211649	528	SDBENING PRIMARY SCHOOL	GAUTENG NORTH	700211649	PRIMARY	2	YES	YES	41	18	1 351	1 468	1 833	1 865	1 865	1 981	2 086	2 196
700925447	529	SILHULUZE PRIMARY SCHOOL	GAUTENG NORTH	700925447	PRIMARY	2	YES	YES	38	31	1 259	1 468	1 764	1 749	1 749	1 846	1 946	2 037
700924602	530	SIKHULISILE PRIMARY SCHOOL	GAUTENG NORTH	700924602	PRIMARY	1	YES	YES	41	31	1 434	1 468	1 906	1 975	1 975	2 102	2 216	2 320
700921426	531	SITHELEME SECONDARY SCHOOL	GAUTENG NORTH	700921426	SECONDARY	2	YES	YES	20	4	462	1 468	697	673	673	677	714	748
700400414	532	STEVE BIKOVILLE SECONDARY SCHOOL	GAUTENG NORTH	700400414	SECONDARY	1	YES	YES	29	11	868	1 468	1 251	1 216	1 216	1 272	1 341	1 404
700922475	533	STRAUSS SECONDARY SCHOOL	GAUTENG NORTH	700922475	SECONDARY	2	YES	YES	44	8	1 227	1 468	1 865	1 790	1 790	1 799	1 896	1 985
700211755	534	VEZULWAZI PRIMARY SCHOOL	GAUTENG NORTH	700211755	PRIMARY	3	YES	YES	32	23	1 150	1 468	1 587	1 601	1 601	1 686	1 777	1 861
700211789	535	WOGAHBOHE INTERM FARM SCHOOL	GAUTENG NORTH	700211789	SECONDARY	1	YES	YES	14	4	369	1 468	600	598	598	585	617	646
700400516	536	ZITHOBENI SECONDARY SCHOOL	GAUTENG NORTH	700400516	SECONDARY	1	YES	YES	21	7	735	1 468	1 003	1 066	1 066	1 078	1 136	1 189
700926047	537	ZIWUSENI PRIMARY SCHOOL	GAUTENG NORTH	700926047	PRIMARY	2	YES	YES	23	16	644	1 468	882	894	894	944	995	1 042
700270595	538	AB PHOKOGE SECONDARY SCHOOL	GAUTENG WEST	700270595	SECONDARY	4	YES	YES	36	14	1 170	1 468	1 630	1 643	1 643	1 715	1 808	1 893
700250027	539	AHMED TIMOL SECONDARY SCHOOL	GAUTENG WEST	700250027	SECONDARY	5	NO	YES	40	10	1 176	1 468	834	829	829	864	911	954
700251199	540	ATJHLANING PRIMARY SCHOOL	GAUTENG WEST	700251199	PRIMARY	3	YES	YES	7	7	746	1 468	1 090	1 022	1 022	1 094	1 153	1 207
700270503	541	BADRILE SECONDARY SCHOOL	GAUTENG WEST	700270503	SECONDARY	4	YES	YES	62	16	1 881	1 468	2 559	2 694	2 694	2 728	2 875	3 010
700251231	542	BOPELO SECONDARY SCHOOL	GAUTENG WEST	700251231	SECONDARY	3	YES	YES	17	14	616	1 468	676	877	877	903	952	997
700251264	543	BOSELE PUBLIC INTERMEDIATE SCHOOL	GAUTENG WEST	700251264	PRIMARY	3	YES	YES	14	14	842	1 468	948	1 258	1 258	1 234	1 301	1 362
700270645	544	BRAINDVLEI PRIMARY FARM SCHOOL	GAUTENG WEST	700270645	PRIMARY	1	YES	YES	22	13	746	1 468	1 000	1 037	1 037	1 092	1 151	1 205
700270552	545	BULELANI PRIMARY SCHOOL	GAUTENG WEST	700270552	PRIMARY	3	YES	YES	26	20	863	1 468	1 222	1 205	1 205	1 265	1 333	1 396
700270041	546	CARLETON JONES HIGH SCHOOL	GAUTENG WEST	700270041	SECONDARY	5	NO	YES	49	7	1 037	735	738	741	741	762	803	841
700251308	547	DIE POORT PRIMARY FARM SCHOOL	GAUTENG WEST	700251308	PRIMARY	1	YES	YES	9	3	167	1 468	207	227	227	245	258	270
700251314	548	DIPHALAHLE PRIMARY SCHOOL	GAUTENG WEST	700251314	PRIMARY	3	YES	YES	33	22	1 101	1 468	1 542	1 547	1 547	1 614	1 701	1 781
700250019	549	DR YUSUF GADOO PRIMARY SCHOOL	GAUTENG WEST	700250019	PRIMARY	5	NO	YES	36	9	1 200	735	852	839	839	882	930	974
700251389	550	EJITUTHUKWEJI PRIMARY SCHOOL	GAUTENG WEST	700251389	PRIMARY	4	YES	YES	27	16	882	1 468	1 287	1 241	1 241	1 293	1 363	1 427
700270710	551	FIL WELLS PRIMARY MIIE SCHOOL	GAUTENG WEST	700270710	PRIMARY	5	NO	YES	25	6	788	735	526	554	554	579	610	639
700930375	552	FOCHVILLE SECONDARY SCHOOL	GAUTENG WEST	700930375	SECONDARY	4	NO	YES	40	6	898	735	495	499	499	506	533	559
700930375	553	FOCHVILLE PRIMARY SCHOOL	GAUTENG WEST	700930375	PRIMARY	5	NO	YES	36	8	787	735	584	560	560	578	609	638
700930471	554	GREENSPARK PRIMARY SCHOOL	GAUTENG WEST	700930471	PRIMARY	3	YES	YES	15	8	497	1 468	722	701	701	729	768	804
700270017	555	HARTZSTRAAT PRIMARY SCHOOL	GAUTENG WEST	700270017	PRIMARY	4	YES	YES	38	11	1 215	1 468	1 687	1 669	1 669	1 781	1 877	1 965
700270736	556	HLANGABEZA PRIMARY SCHOOL	GAUTENG WEST	700270736	PRIMARY	3	YES	YES	29	19	914	1 468	1 288	1 269	1 269	1 340	1 412	1 478
700271495	557	HLANGABEZA PRIMARY SCHOOL	GAUTENG WEST	700271495	PRIMARY	2	YES	YES	27	21	758	1 468	1 092	1 063	1 063	1 111	1 171	1 226
700250183	558	HOER TEGHESE SKOOL N DIEDERICHS	GAUTENG WEST	700250183	SECONDARY	5	NO	YES	40	5	617	735	410	436	436	453	477	499
700250191	559	HOERSKOOI BASTION	GAUTENG WEST	700250191	SECONDARY	5	NO	YES	48	9	823	735	607	590	590	605	638	668
700250209	560	HOERSKOOI BEKKER	GAUTENG WEST	700250209	SECONDARY	4	NO	YES	40	55	645	735	475	467	467	474	500	524
700270090	561	HOERSKOOI CARLTONVILLE	GAUTENG WEST	700270090	SECONDARY	5	NO	YES	42	6	1 025	735	667	714	714	753	794	831
700250241	562	HOERSKOOI JAH DE KLERK	GAUTENG WEST	700250241	SECONDARY	6	NO	YES	34	7	848	735	562	592	592	623	657	686
700270115	563	HOERSKOOI JAH VILJOEN	GAUTENG WEST	700270115	SECONDARY	4	NO	YES	40	9	879	735	567	622	622	646	681	713
700250258	564	HOERSKOOI MOUMUNT	GAUTENG WEST	700250258	SECONDARY	5	NO	YES	85	12	1 560	735	1 126	1 115	1 115	1 147	1 209	1 266
700250286	565	HOERSKOOI NOORDHEUWEL	GAUTENG WEST	700250286	SECONDARY	5	NO	YES	81	12	1 805	735	1 241	1 282	1 282	1 327	1 369	1 465
700270124	566	HOERSKOOI RIEBEECKRAND	GAUTENG WEST	700270124	SECONDARY	5	NO	YES	47	8	865	735	610	622	622	636	670	701
700270132	567	HOERSKOOI WESTONARIA	GAUTENG WEST	700270132	SECONDARY	5	NO	YES	47	8	1 041	735	721	734	734	765	806	844
700270140	568	HOERSKOOI WONDERFOONTEIN	GAUTENG WEST	700270140	SECONDARY	5	NO	YES	37	5	753	735	560	535	535	553	583	610
700934269	569	IMPUNDO SECONDARY SCHOOL	GAUTENG WEST	700934269	SECONDARY	3	YES	YES	37	7	1 214	1 468	1 624	1 731	1 731	1 780	1 876	1 964
700270769	570	IPHELENG PRIMARY SCHOOL	GAUTENG WEST	700270769	PRIMARY	1	YES	YES	36	15	1 091	1 468	1 491	1 589	1 589	1 599	1 685	1 764
700270793	571	ISIQALO PRIMARY SCHOOL	GAUTENG WEST	700270793	PRIMARY	2	YES	YES	48	18	1 243	1 468	1 922	1 808	1 808	1 822	1 920	2 010
700400047	572	ITHUTENG SECONDARY SCHOOL	GAUTENG WEST	700400047	SECONDARY	1	YES	YES	30	6	1 037	1 468	1 332	1 440	1 440	1 520	1 602	1 677
700271072	573	IZAKHOKHANYO PRIMARY SCHOOL	GAUTENG WEST	700271072	PRIMARY	3	YES	YES	33	20	1 270	1 468	1 600	1 828	1 828	1 862	1 963	2 055
700251504	574	KAGISO SECONDARY SCHOOL	GAUTENG WEST	700251504	SECONDARY	4	YES	YES	40	12	1 296	1 468	1 755	1 854	1 854	1 900	2 003	2 087
700271163	575	KAMOGELO PRIMARY SCHOOL	GAUTENG WEST	700271163	PRIMARY	1	YES	YES	27	17	754	1 468	1 102	1 106	1 106	1 105	1 165	1 223

EMIS number	No.	Name of School	District	EMIS number	Primary Secondary Combined	Quintile	No Fee Status (Yes/No)	Section 21 Status (Yes/No)	Nr of Educators	Nr. of non-Educators	Nr. of Learners 2020	Allocation per learner 2020	Rnn Appropriation	Adjusted Appropriation	Revised estimate	Medium term estimates		
																R'000		
																2019/20	2021/22	2022/23
700270801	576	KAMOHLE O PURI K. SCHOOL	GAUTENG WEST	700270801	PRIMARY	3	YES	YES	28	20	904	1 466	1 273	1 251	1 251	1 325	1 307	1 463
700270819	577	KGOTHALING SECONDARY SCHOOL	GAUTENG WEST	700270819	SECONDARY	2	YES	YES	42	15	1 207	1 466	1 788	1 672	1 672	1 769	1 865	1 953
700251512	578	KHASELILE PRIMARY SCHOOL	GAUTENG WEST	700251512	PRIMARY	4	YES	YES	26	17	788	1 466	1 124	1 095	1 093	1 155	1 217	1 274
700251520	579	KHULU EKANI PRIMARY SCHOOL	GAUTENG WEST	700251520	PRIMARY	2	YES	YES	40	25	1 371	1 466	2 033	1 924	1 924	2 010	2 119	2 219
700400570	580	KHUTSONG SOUTH PRIMARY SCHOOL	GAUTENG WEST	700400570	PRIMARY	5	YES	YES	36	18	1 263	1 466	1 782	1 783	1 783	1 852	1 952	2 044
700257792	581	KID MAPOHYA PRIMARY SCHOOL	GAUTENG WEST	700257792	PRIMARY	1	YES	YES	51	12	1 426	1 466	2 553	2 031	2 031	2 091	2 204	2 308
700900749	582	KOKOSI PRIMARY SCHOOL	GAUTENG WEST	700900749	PRIMARY	3	YES	YES	33	21	1 175	1 466	1 614	1 547	1 547	1 723	1 816	1 901
700259553	583	KRUGERSDORP HIGH SCHOOL	GAUTENG WEST	700259553	SECONDARY	5	NO	YES	80	9	1 470	735	1 028	1 050	1 050	1 080	1 158	1 191
700250289	584	KRUGERSDORP TOWN PRIMARY SCHOOL	GAUTENG WEST	700250289	PRIMARY	5	NO	YES	28	7	614	735	446	427	427	451	475	497
700251546	585	KWAGGAHONTENI PRIMARY FARM SCHOOL	GAUTENG WEST	700251546	PRIMARY	1	YES	YES	18	10	679	1 466	852	962	962	996	1 049	1 058
700270058	586	LAER GEDDEKSKOOL DANIE THERON	GAUTENG WEST	700270058	PRIMARY	5	NO	YES	34	12	983	735	661	688	688	723	762	798
700270322	587	LAERSKOOI AVANTE	GAUTENG WEST	700270322	PRIMARY	5	NO	YES	48	12	1 437	735	1 015	991	991	1 056	1 113	1 165
700250605	588	LAERSKOOI BEKKER	GAUTENG WEST	700250605	PRIMARY	5	NO	YES	26	14	559	735	397	395	395	411	433	453
700270284	589	LAERSKOOI BLYVOORUITSIG	GAUTENG WEST	700270284	PRIMARY	5	NO	YES	29	9	881	735	587	618	618	648	683	715
700270772	590	LAERSKOOI DAGHREEK	GAUTENG WEST	700270772	PRIMARY	5	NO	YES	31	4	780	735	526	555	555	573	604	632
700270280	591	LAERSKOOI DE BEER	GAUTENG WEST	700270280	PRIMARY	5	NO	YES	9	2	194	735	145	144	144	143	151	158
700250547	592	LAERSKOOI EBETIHAESER	GAUTENG WEST	700250547	PRIMARY	5	NO	YES	30	7	752	735	543	537	537	553	583	610
700270298	593	LAERSKOOI GERRET MARITZ	GAUTENG WEST	700270298	PRIMARY	5	NO	YES	45	11	1 248	735	865	872	872	917	967	1 012
700270406	594	LAERSKOOI GLEHARVIE	GAUTENG WEST	700270406	SECONDARY	6	NO	YES	55	9	1 378	735	923	963	963	1 013	1 068	1 118
700250996	595	LAERSKOOI HEKPOORT	GAUTENG WEST	700250996	PRIMARY	5	YES	YES	11	6	189	1 466	271	264	264	277	292	306
700270314	596	LAERSKOOI JOHANNISPAAN	GAUTENG WEST	700270314	PRIMARY	5	NO	YES	39	9	905	735	662	685	685	724	783	799
700250746	597	LAERSKOOI KETJME	GAUTENG WEST	700250746	PRIMARY	5	NO	YES	56	12	1 017	735	761	733	733	747	787	824
700250753	598	LAERSKOOI KRUGERSDORP-HOORD	GAUTENG WEST	700250753	PRIMARY	5	NO	YES	39	2	949	735	665	669	669	698	736	771
700252659	599	LAERSKOOI MILLETIUM	GAUTENG WEST	700252659	PRIMARY	5	NO	YES	32	6	853	735	545	602	602	627	661	692
700270330	600	LAERSKOOI MODDERFONTEIN	GAUTENG WEST	700270330	PRIMARY	5	NO	YES	29	4	780	735	548	535	535	559	589	617
700250787	601	LAERSKOOI MULDERSDRIF	GAUTENG WEST	700250787	PRIMARY	5	NO	YES	34	7	627	735	454	445	445	461	486	509
700250795	602	LAERSKOOI NOOTGEDACHT NR 88	GAUTENG WEST	700250795	PRIMARY	4	NO	YES	41	17	1 247	735	837	871	871	917	967	1 012
700270348	603	LAERSKOOI OOS-DRIEFONTEIN	GAUTENG WEST	700270348	PRIMARY	5	NO	YES	37	8	660	735	509	496	496	485	511	535
700250803	604	LAERSKOOI PAARDEKRAAL	GAUTENG WEST	700250803	PRIMARY	5	NO	YES	33	7	876	735	611	610	610	644	679	711
700250911	605	LAERSKOOI PROTEARIF	GAUTENG WEST	700250911	PRIMARY	5	NO	YES	28	6	569	735	414	392	392	418	441	462
700270355	606	LAERSKOOI RAUDEFONTEIN	GAUTENG WEST	700270355	PRIMARY	5	NO	YES	45	11	1 202	735	868	850	850	883	931	975
700270363	607	LAERSKOOI RAPPOORTRYER	GAUTENG WEST	700270363	PRIMARY	5	NO	YES	42	8	1 145	735	807	814	814	842	887	929
700270489	608	LAERSKOOI VETTERSPOS	GAUTENG WEST	700270489	PRIMARY	4	NO	YES	45	13	1 224	735	842	854	854	900	949	994
700270258	609	LAERSKOOI WEST-GOLD PRIMARY SCHOOL	GAUTENG WEST	700270258	PRIMARY	4	NO	YES	42	12	1 142	735	790	802	802	839	884	926
700251591	610	LEISAU PRIMARY SCHOOL	GAUTENG WEST	700251591	PRIMARY	4	YES	YES	27	17	820	1 466	1 238	1 159	1 159	1 202	1 267	1 327
700251751	611	LESEGO PRIMARY SCHOOL	GAUTENG WEST	700251751	PRIMARY	2	YES	YES	36	14	1 288	1 466	1 761	1 903	1 903	1 888	1 990	2 084
700270950	612	LETSATSIK PRIMARY MINE SCHOOL	GAUTENG WEST	700270950	SECONDARY	4	YES	YES	57	21	1 840	1 466	2 627	2 641	2 641	2 697	2 843	2 977
700252817	613	LEWISHAM PRIMARY SCHOOL	GAUTENG WEST	700252817	PRIMARY	5	NO	YES	39	6	1 278	735	836	865	865	939	990	1 037
700252867	614	LOOIRILLE SECONDARY SCHOOL	GAUTENG WEST	700252867	SECONDARY	2	YES	YES	44	8	1 412	1 466	1 946	1 992	1 992	2 070	2 182	2 285
700930528	615	LOSBERG PRIMARY SCHOOL	GAUTENG WEST	700930528	PRIMARY	5	NO	YES	26	3	610	735	400	441	441	448	472	494
700400202	616	LUKHAIYO HIGH SCHOOL	GAUTENG WEST	700400202	SECONDARY	2	YES	YES	29	10	1 150	1 466	1 366	1 671	1 671	1 886	1 777	1 861
700270875	617	MABLOMOIS INTERMEDIATE SCHOOL	GAUTENG WEST	700270875	PRIMARY	1	YES	YES	9	8	359	1 466	481	505	505	526	554	580
700252452	618	MADIBA SECONDARY SCHOOL	GAUTENG WEST	700252452	SECONDARY	4	YES	YES	52	15	1 547	1 466	2 216	2 203	2 203	2 268	2 390	2 502
700251511	619	MAGALIESBURG STATE SCHOOL	GAUTENG WEST	700251511	SECONDARY	3	YES	YES	23	6	684	1 466	820	1 036	1 036	1 003	1 057	1 107
700270892	620	MALERATO PRIMARY SCHOOL	GAUTENG WEST	700270892	PRIMARY	3	YES	YES	30	16	1 072	1 466	1 446	1 505	1 505	1 572	1 657	1 735
700251637	621	MALOIEYS EYE PRIMARY FARM SCHOOL	GAUTENG WEST	700251637	PRIMARY	1	YES	YES	8	2	326	1 466	456	450	450	478	504	528
700270900	622	MARUTLE PRIMARY SCHOOL	GAUTENG WEST	700270900	PRIMARY	1	YES	YES	30	22	1 132	1 466	1 468	1 543	1 543	1 660	1 750	1 832
700400379	623	MASHUDU PRIMARY	GAUTENG WEST	700400379	PRIMARY	2	YES	YES	38	25	1 187	1 466	1 663	1 643	1 643	1 740	1 834	1 920
700251678	624	MATLA COMBINED SCHOOL	GAUTENG WEST	700251678	SECONDARY	2	YES	YES	34	14	1 256	1 466	1 772	1 781	1 781	1 841	1 940	2 031
700270918	625	MATLAPANEH PRIMARY SCHOOL	GAUTENG WEST	700270918	PRIMARY	3	YES	YES	29	19	864	1 466	1 376	1 386	1 386	1 443	1 521	1 592
700251686	626	MATLASEDI PRIMARY SCHOOL	GAUTENG WEST	700251686	PRIMARY	3	YES	YES	26	20	876	1 466	1 184	1 219	1 219	1 284	1 353	1 417
700270926	627	MIBUJELI O PRIMARY SCHOOL	GAUTENG WEST	700270926	PRIMARY	3	YES	YES	24	23	834	1 466	918	905	905	929	979	1 025
700270942	628	MOHLAKAHO PRIMARY SCHOOL	GAUTENG WEST	700270942	PRIMARY	3	YES	YES	31	19	966	1 466	1 332	1 340	1 340	1 401	1 477	1 546
700270959	629	MOHLAKENG PUBLIC SCHOOL	GAUTENG WEST	700270959	PRIMARY	3	YES	YES	19	18	609	1 466	845	926	926	893	941	985
700250960	630	MOHLEHUT PRIMARY SCHOOL	GAUTENG WEST	700250960	PRIMARY	5	NO	YES	47	9	1 100	735	794	772	772	808	853	893
700251736	631	MOSEPATSELA SECONDARY SCHOOL	GAUTENG WEST	700251736	SECONDARY	4	YES	YES	57	12	1 833	1 466	2 293	2 255	2 255	2 394	2 503	2 642
700252445	632	MPEHUTHUTO PRIMARY SCHOOL	GAUTENG WEST	700252445	PRIMARY	4	YES	YES	25	18	859	1 466	1 160	1 223	1 223	1 259	1 327	1 389
700270983	633	NAYABOSWA PRIMARY SCHOOL	GAUTENG WEST	700270983	PRIMARY	4	YES	YES	33	22	1 116	1 466	1 628	1 562	1 562	1 636	1 724	1 806
700252841	634	PATRICK MASHEGO PRIMARY SCHOOL	GAUTENG WEST	700252841	PRIMARY	2	YES	YES	49	13	1 653	1 466	2 387	2 307	2 307	2 423	2 554	2 674
700270991	635	PEAHAMA SECONDARY SCHOOL	GAUTENG WEST	700270991	SECONDARY	3	YES	YES	55	16	1 692	1 466	2 391	2 320	2 320	2 422	2 553	2 673
700271007	636	PHANDILWAZI PRIMARY SCHOOL	GAUTENG WEST	700271007	PRIMARY	3	YES	YES	22	14	701	1 466	948	1 005	1 005	1 028	1 084	1 135
700251789	637	PHATUDI PRIMARY SCHOOL	GAUTENG WEST	700251789	PRIMARY	3	YES	YES	36	24	1 133	1 466	1 614	1 576	1 576	1 661	1 751	1 833
700271015	638	PHORORONG PRIMARY SCHOOL	GAUTENG WEST	700271015	PRIMARY	3	YES	YES	26	19	837	1 466	958	876	876	934	994	1 030
700251785	639	RAHD GOLD PRIMARY FARM SCHOOL	GAUTENG WEST	700251785	PRIMARY	1	YES	YES	11	2	264	1 466	411	398	398	387	408	427

EMIS number	No.	Name of School	District	EMIS number	Primary Secondary Combined	Quintile	No Fee Status (Yes/No)	Section 21 Status (Yes/No)	Nr of Educators	Nr of non-Educators	Nr of Learners 2020	Allocation per learner 2020	Main Appropriation	Adjusted Appropriation	Revised estimate	Medium term estimates		
																R000		
																2019/20	2020/21	2022/23
700270488	640	RAHIDFONTEIN HIGH SCHOOL	GAUTENG WEST	700270488	SECONDARY	5	NO	YES	58	8	1 417	735	961	967	967	1 041	1 097	1 149
700270504	641	RAHIDFONTEIN PRIMARY SCHOOL	GAUTENG WEST	700270504	PRIMARY	5	NO	YES	40	12	1 285	735	889	889	889	945	945	1 043
700270025	642	RAHIDFONTEIN SECONDARY SCHOOL	GAUTENG WEST	700270025	SECONDARY	4	YES	YES	50	14	1 402	1 466	2 091	1 999	1 999	2 055	2 166	2 268
700931778	643	REAKGOGHA PRIMARY SCHOOL	GAUTENG WEST	700931778	PRIMARY	2	YES	YES	32	21	1 006	1 466	1 425	1 403	1 403	1 475	1 555	1 628
700271528	644	RELEBOLLE SECONDARY SCHOOL	GAUTENG WEST	700271528	SECONDARY	3	YES	YES	39	9	1 273	1 466	1 852	1 838	1 838	1 866	1 967	2 059
700934044	645	REFTILLE PRIMARY SCHOOL	GAUTENG WEST	700934044	PRIMARY	3	YES	YES	38	18	1 351	1 466	1 504	1 892	1 892	1 981	2 088	2 186
700400524	646	RIETVALLEI EXTENSION 1 SECONDARY SCHOOL	GAUTENG WEST	700400524	SECONDARY	2	YES	YES	28	9	996	1 466	1 380	1 387	1 387	1 460	1 539	1 611
700400523	647	RIETVALLEI EXTENSION 3 PRIMARY SCHOOL	GAUTENG WEST	700400523	PRIMARY	2	YES	YES	24	18	795	1 466	1 119	1 127	1 127	1 165	1 228	1 285
700270512	648	ROCKLAID PRIMARY SCHOOL	GAUTENG WEST	700270512	PRIMARY	5	NO	YES	39	7	1 138	735	753	799	799	836	881	922
700271031	649	ROODPOORT PRIMARY FARM SCHOOL	GAUTENG WEST	700271031	PRIMARY	2	YES	YES	14	3	345	1 466	470	482	482	506	533	558
700251827	650	SANDILE PRIMARY SCHOOL	GAUTENG WEST	700251827	PRIMARY	5	YES	YES	18	15	571	1 466	724	805	805	837	882	923
700251835	651	SCHAMBURG COMBINED SCHOOL	GAUTENG WEST	700251835	SECONDARY	1	YES	YES	27	5	925	1 466	1 281	1 307	1 307	1 356	1 429	1 496
700271049	652	SEATLE PRIMARY SCHOOL	GAUTENG WEST	700271049	PRIMARY	1	YES	YES	31	20	1 048	1 466	1 453	1 455	1 455	1 536	1 619	1 695
700271056	653	SEDIKOSANG PRIMARY SCHOOL	GAUTENG WEST	700271056	PRIMARY	3	YES	YES	30	22	1 004	1 466	1 395	1 390	1 390	1 472	1 551	1 624
700271064	654	SETHOLELA PRIMARY SCHOOL	GAUTENG WEST	700271064	PRIMARY	1	YES	YES	17	18	628	1 466	772	749	749	774	816	854
700251884	655	SETLOLMATHE PRIMARY SCHOOL	GAUTENG WEST	700251884	PRIMARY	3	YES	YES	19	18	620	1 466	882	849	849	909	958	1 003
700251892	656	SG MAPAFA SECONDARY SCHOOL	GAUTENG WEST	700251892	SECONDARY	4	YES	YES	37	9	1 151	1 466	1 636	1 604	1 604	1 687	1 778	1 862
700251025	657	SILVERFIELDS PRIMARY SCHOOL	GAUTENG WEST	700251025	PRIMARY	5	NO	YES	28	7	772	735	540	533	533	567	596	626
700400120	658	SIMUYE SECONDARY SCHOOL	GAUTENG WEST	700400120	SECONDARY	1	YES	YES	40	12	1 318	1 466	1 759	1 803	1 803	1 932	2 036	2 132
700251936	659	SWARTKOP VALLEY PRIMARY FARM SCHOOL	GAUTENG WEST	700251936	PRIMARY	2	YES	YES	12	2	430	1 466	601	603	603	630	664	695
700271502	660	T.M. LETSHAKE SECONDARY SCHOOL	GAUTENG WEST	700271502	SECONDARY	1	YES	YES	51	13	1 711	1 466	2 109	2 338	2 338	2 508	2 643	2 767
700251934	661	TARLTON PRIMARY FARM SCHOOL	GAUTENG WEST	700251934	PRIMARY	1	YES	YES	13	10	513	1 466	679	723	723	752	793	830
700400222	662	THATHULI WAZI R. HIGH SCHOOL	GAUTENG WEST	700400222	SECONDARY	2	YES	YES	41	8	1 278	1 466	1 913	1 850	1 850	1 874	1 975	2 068
700251935	663	THEMBILE PRIMARY SCHOOL	GAUTENG WEST	700251935	PRIMARY	3	YES	YES	29	18	884	1 466	1 278	1 241	1 241	1 296	1 366	1 430
700251983	664	THUSONG PRIMARY SCHOOL	GAUTENG WEST	700251983	PRIMARY	4	YES	YES	30	24	1 105	1 466	1 508	1 536	1 536	1 620	1 707	1 787
700252784	665	THUTHUZEKANI PRIMARY SCHOOL	GAUTENG WEST	700252784	PRIMARY	2	YES	YES	46	15	1 527	1 466	2 171	2 135	2 135	2 239	2 360	2 471
700270371	666	THUTO BOKAMOSO PRIMARY SCHOOL	GAUTENG WEST	700270371	PRIMARY	1	YES	YES	13	4	344	1 466	459	478	478	504	531	556
700832124	667	THUTO KITSO SECONDARY SCHOOL	GAUTENG WEST	700832124	SECONDARY	3	YES	YES	44	14	1 204	1 466	1 658	1 692	1 692	1 765	1 860	1 947
700251931	668	THUTO LEFA SECONDARY SCHOOL	GAUTENG WEST	700251931	SECONDARY	3	YES	YES	53	14	1 611	1 466	2 249	2 417	2 417	2 362	2 490	2 607
700270934	669	THUTO LEHAKYE SECONDARY SCHOOL (EX MERICI PRIVATE)	GAUTENG WEST	700270934	SECONDARY	3	YES	YES	49	14	1 542	1 466	2 216	2 171	2 171	2 261	2 383	2 495
700400203	670	THUTO PELE SECONDARY SCHOOL	GAUTENG WEST	700400203	SECONDARY	2	YES	YES	33	7	1 108	1 466	1 486	1 571	1 571	1 624	1 712	1 792
700270033	671	TOEKOMSRUS PRIMARY SCHOOL	GAUTENG WEST	700270033	PRIMARY	4	YES	YES	41	17	1 396	1 466	1 940	1 967	1 967	2 047	2 158	2 259
700251124	672	TOWNVIEW HIGH SCHOOL	GAUTENG WEST	700251124	SECONDARY	5	NO	YES	37	9	922	735	685	671	671	678	715	749
700252015	673	TSAKANI PRIMARY SCHOOL	GAUTENG WEST	700252015	PRIMARY	3	YES	YES	38	21	1 344	1 466	1 866	1 864	1 864	1 970	2 076	2 174
700252023	674	TSHOLETSEGA PUBLIC SCHOOL	GAUTENG WEST	700252023	PRIMARY	2	YES	YES	30	18	1 160	1 466	1 510	1 565	1 565	1 701	1 793	1 877
700271130	675	TSITSIBOSA PRIMARY SCHOOL	GAUTENG WEST	700271130	PRIMARY	3	YES	YES	30	21	909	1 466	1 308	1 255	1 255	1 333	1 405	1 471
700271149	676	TSWASONGU SECONDARY SCHOOL	GAUTENG WEST	700271149	SECONDARY	3	YES	YES	47	16	1 484	1 466	1 931	2 129	2 129	2 190	2 308	2 416
700271155	677	TSWELELO PRIMARY SCHOOL	GAUTENG WEST	700271155	PRIMARY	3	YES	YES	22	19	812	1 466	918	897	897	897	945	989
700250954	678	UNITY PRIMARY SCHOOL	GAUTENG WEST	700250954	PRIMARY	1	YES	YES	31	15	919	1 466	1 339	1 280	1 280	1 347	1 420	1 487
700252098	679	VD OLIPHANT PRIMARY SCHOOL	GAUTENG WEST	700252098	PRIMARY	4	YES	YES	22	1	719	1 466	988	984	984	1 054	1 111	1 163
700400813	680	KHUTSONG SOUTH EXTENSION 2 PRIMARY SCHOOL	GAUTENG WEST	700400813	PRIMARY	3	YES	YES	30	2	1 173	1 466	1 506	1 636	1 636	1 720	1 813	1 898
700932331	681	WEDELA PRIMARY SCHOOL	GAUTENG WEST	700932331	PRIMARY	3	YES	YES	23	8	751	1 466	900	991	991	1 101	1 180	1 215
700932332	682	WEDELA TECHNICAL SECONDARY SCHOOL	GAUTENG WEST	700932332	SECONDARY	3	YES	YES	40	10	1 176	1 466	1 685	1 674	1 674	1 724	1 817	1 902
700252114	683	WEST RAND PRIMARY MINE SCHOOL	GAUTENG WEST	700252114	PRIMARY	1	YES	YES	10	2	388	1 466	546	573	573	599	630	658
700271205	684	WESTERN AREA PRIMARY MINE SCHOOL	GAUTENG WEST	700271205	PRIMARY	3	YES	YES	22	10	720	1 466	1 009	1 009	1 009	1 056	1 113	1 165
700270579	685	WESTFIELD PRIMARY SCHOOL	GAUTENG WEST	700270579	PRIMARY	5	NO	YES	41	10	1 114	735	791	783	783	819	863	904
700270587	686	WESTOHARIA PRIMARY SCHOOL	GAUTENG WEST	700270587	PRIMARY	5	NO	YES	24	6	732	735	492	500	500	531	560	586
700932347	687	XHODANI PRIMARY SCHOOL	GAUTENG WEST	700932347	PRIMARY	1	YES	YES	37	19	1 286	1 466	1 716	1 792	1 792	1 885	1 987	2 080
700271239	688	ZIJURBEKOM PRIMARY SCHOOL	GAUTENG WEST	700271239	PRIMARY	2	YES	YES	22	16	891	1 466	1 206	1 298	1 298	1 306	1 377	1 442
700400734	689	FOCHVILLE SECONDARY SCHOOL NO 2	GAUTENG WEST	700400734	SECONDARY	5	YES	YES	16	2	381	1 466	581	548	548	559	589	617
700400777	690	MUNSEVILLE EXT. 4 PRIMARY SCHOOL	GAUTENG WEST	700400777	PRIMARY	5	YES	YES	37	3	973	1 466	1 277	1 346	1 346	1 426	1 503	1 574
700400782	691	FREEDOM PARK PRIMARY SCHOOL NO 2	JOHANNESBURG CENTRAL	700400782	PRIMARY	1	YES	YES	30	9	1 221	1 466	1 580	1 692	1 692	1 790	1 887	1 976
700400783	692	HAURENIA PRIMARY SCHOOL NO 2	JOHANNESBURG CENTRAL	700400783	PRIMARY	5	YES	YES	28	6	967	1 466	1 256	1 357	1 357	1 418	1 486	1 565
700110556	693	ALPHA PRIMARY SCHOOL	JOHANNESBURG CENTRAL	700110556	PRIMARY	5	NO	YES	26	6	830	735	592	587	587	610	643	673
700121210	694	ALTMONT TECHNICAL HIGH SCHOOL	JOHANNESBURG CENTRAL	700121210	SECONDARY	1	YES	YES	44	15	1 263	1 466	1 649	1 764	1 764	1 852	1 952	2 044
700110528	695	ATAMPAANG PRIMARY SCHOOL	JOHANNESBURG CENTRAL	700110528	PRIMARY	4	YES	YES	18	15	521	1 466	806	738	738	764	805	843
700110536	696	AURORA GIRLS HIGH SCHOOL	JOHANNESBURG CENTRAL	700110536	SECONDARY	3	YES	YES	43	14	998	1 466	1 529	1 329	1 329	1 448	1 526	1 598
700110544	697	BAKILIE PRIMARY SCHOOL	JOHANNESBURG CENTRAL	700110544	PRIMARY	4	YES	YES	7	5	346	1 466	443	487	487	507	534	559
700110551	698	BASANI PRIMARY SCHOOL	JOHANNESBURG CENTRAL	700110551	PRIMARY	4	YES	YES	13	8	430	1 466	594	585	585	630	664	695
700121236	699	BHUKULANI SECONDARY SCHOOL	JOHANNESBURG CENTRAL	700121236	SECONDARY	3	YES	YES	45	9	1 453	1 466	2 009	2 036	2 036	2 130	2 245	2 351
700120014	700	BOEKENHOUT PRIMARY SCHOOL	JOHANNESBURG CENTRAL	700120014	PRIMARY	4	YES	YES	33	22	1 141	1 466	1 614	1 590	1 590	1 673	1 763	1 846
700110577	701	BUSISWEE PRIMARY SCHOOL	JOHANNESBURG CENTRAL	700110577	PRIMARY	3	YES	YES	18	3	367	1 466	642	566	566	538	567	594
700120022	702	CAVEILINDSHRAAT PRIMARY SCHOOL	JOHANNESBURG CENTRAL	700120022	PRIMARY	4	YES	YES	24	7	850	1 466	1 276	1 198	1 198	1 246	1 313	1 375
700132043	703	DALMONDIA SECONDARY SCHOOL	JOHANNESBURG CENTRAL	700132043	SECONDARY	4	YES	YES	37	10	1 029	1 466	1 486	1 432	1 432	1 509	1 590	1 665

EMIS number	No.	Name of School	District	EMIS number	Primary Secondary Combined	Quintile	No Fee Status (Yes/No)	Section 21 Status (Yes/No)	Nr of Educators	Nr. of non-Educators	Nr. of Learners 2020	Allocation per learner 2020	Main Appropriation	Adjusted Appropriation	Revised estimate	Medium term estimates		
																R000		
																2019/20	2020/21	2022/23
700120048	704	DE RADO PRIMARY SCHOOL	JOHANNESBURG CENTRAL	700120048	PRIMARY	4	YES	YES	25	8	866	1 466	1 261	1 211	1 211	1 270	1 339	1 402
700110685	705	DIKGABANE PRIMARY SCHOOL	JOHANNESBURG CENTRAL	700110685	PRIMARY	4	YES	YES	27	18	963	1 466	1 308	1 332	1 332	1 367	1 472	1 541
700121269	706	DIKWIKWITLA PRIMARY SCHOOL	JOHANNESBURG CENTRAL	700121269	PRIMARY	4	YES	YES	6	5	100	1 466	152	142	142	147	155	162
700110593	707	DIDDI PRIMARY SCHOOL	JOHANNESBURG CENTRAL	700110593	PRIMARY	4	YES	YES	28	20	984	1 466	1 371	1 248	1 248	1 311	1 380	1 447
700130284	708	DONALDSON PRIMARY SCHOOL	JOHANNESBURG CENTRAL	700130284	PRIMARY	3	YES	YES	16	11	649	1 466	868	902	902	951	1 022	1 049
700110601	709	DR BW VILAKAZI SECONDARY SCHOOL	JOHANNESBURG CENTRAL	700110601	SECONDARY	3	YES	YES	41	17	1 015	1 466	1 651	1 447	1 447	1 486	1 598	1 642
700110619	710	EDULENI PRIMARY SCHOOL	JOHANNESBURG CENTRAL	700110619	PRIMARY	4	YES	YES	40	20	1 185	1 466	1 613	1 637	1 637	1 706	1 800	1 885
700121277	711	EKUPHUMHELENI PRIMARY SCHOOL	JOHANNESBURG CENTRAL	700121277	PRIMARY	4	YES	YES	15	8	584	1 466	866	802	802	850	902	944
700120063	712	ELDOCREST PRIMARY SCHOOL	JOHANNESBURG CENTRAL	700120063	PRIMARY	4	NO	YES	37	11	1 139	735	797	797	797	837	882	923
700120030	713	ELDOMINI SECONDARY SCHOOL	JOHANNESBURG CENTRAL	700120030	SECONDARY	4	YES	YES	36	9	1 133	1 466	1 545	1 603	1 603	1 661	1 751	1 833
700120071	714	ELDORADO PARK PRIMARY SCHOOL	JOHANNESBURG CENTRAL	700120071	PRIMARY	4	YES	YES	33	8	1 163	1 466	1 639	1 607	1 607	1 705	1 797	1 881
700120097	715	ELDORADO PARK SECONDARY SCHOOL	JOHANNESBURG CENTRAL	700120097	SECONDARY	4	NO	YES	45	14	1 473	735	1 074	1 029	1 029	1 083	1 141	1 195
700131953	716	BETHANY COMBINED	JOHANNESBURG CENTRAL	700131953	PRIMARY	3	YES	YES	13	12	318	1 466	464	474	474	466	491	514
700120105	717	ELDRIDGE PRIMARY SCHOOL	JOHANNESBURG CENTRAL	700120105	PRIMARY	4	NO	YES	39	11	1 152	735	829	822	822	847	899	936
700110627	718	ELSIE HXIDI PRIMARY SCHOOL	JOHANNESBURG CENTRAL	700110627	PRIMARY	4	YES	YES	30	21	969	1 466	637	1 478	1 478	1 465	1 544	1 617
700121285	719	EMADELEWENI PRIMARY SCHOOL	JOHANNESBURG CENTRAL	700121285	PRIMARY	2	YES	YES	14	9	520	1 466	677	745	745	762	803	841
700121259	720	EMATHAFENI PRIMARY SCHOOL	JOHANNESBURG CENTRAL	700121259	PRIMARY	3	YES	YES	14	6	353	1 466	502	530	530	517	545	571
700110536	721	EMAWENI PRIMARY SCHOOL	JOHANNESBURG CENTRAL	700110536	PRIMARY	3	YES	YES	10	0	258	1 466	425	367	367	378	398	417
700110643	722	EMDETHI SECONDARY SCHOOL	JOHANNESBURG CENTRAL	700110643	SECONDARY	4	YES	YES	31	12	826	1 466	1 196	1 162	1 162	1 211	1 276	1 338
700132175	723	EMISEBETHI JUNIOR PRIMARY SCHOOL	JOHANNESBURG CENTRAL	700132175	PRIMARY	3	YES	YES	11	8	271	1 466	467	450	450	397	418	438
700110650	724	EMSETHI PRIMARY SCHOOL	JOHANNESBURG CENTRAL	700110650	PRIMARY	4	YES	YES	18	16	434	1 466	646	591	591	636	670	701
700110666	725	EMANHEZITHI PRIMARY SCHOOL	JOHANNESBURG CENTRAL	700110666	PRIMARY	3	YES	YES	10	4	343	1 466	509	487	487	503	530	555
700121319	726	EMTHAMWENI PRIMARY SCHOOL	JOHANNESBURG CENTRAL	700121319	PRIMARY	3	YES	YES	37	30	930	1 466	1 449	1 291	1 291	1 363	1 437	1 505
700110676	727	ESITHEBETHI PRIMARY SCHOOL	JOHANNESBURG CENTRAL	700110676	PRIMARY	3	YES	YES	25	18	804	1 466	1 031	1 109	1 109	1 179	1 243	1 301
700120113	728	EW HOBBS PRIMARY SCHOOL	JOHANNESBURG CENTRAL	700120113	PRIMARY	4	NO	YES	31	10	1 171	735	817	819	819	861	907	950
700110684	729	EZIBUKWENI PRIMARY SCHOOL	JOHANNESBURG CENTRAL	700110684	PRIMARY	3	YES	YES	13	6	315	1 466	485	449	449	462	487	510
700252833	730	FARAHANI PRIMARY SCHOOL	JOHANNESBURG CENTRAL	700252833	PRIMARY	5	YES	YES	49	27	1 699	1 466	2 356	2 357	2 357	2 476	2 610	2 733
700120121	731	FIRETHORN PRIMARY SCHOOL	JOHANNESBURG CENTRAL	700120121	PRIMARY	4	NO	YES	36	14	1 206	735	858	850	850	886	934	978
700110398	732	FLAMINGO PRIMARY SCHOOL	JOHANNESBURG CENTRAL	700110398	PRIMARY	4	NO	YES	45	11	1 396	735	1 007	985	985	1 026	1 081	1 132
700120140	733	FLORIDALAH PRIMARY SCHOOL	JOHANNESBURG CENTRAL	700120140	PRIMARY	4	YES	YES	33	14	1 174	1 466	1 693	1 636	1 636	1 721	1 814	1 899
700120501	734	FOREST HIGH SCHOOL	JOHANNESBURG CENTRAL	700120501	SECONDARY	5	NO	YES	44	10	1 400	735	954	1 024	1 024	1 029	1 085	1 136
700120519	735	FOREST HILL PRIMARY SCHOOL	JOHANNESBURG CENTRAL	700120519	PRIMARY	4	NO	YES	36	7	1 080	735	735	763	763	794	837	876
700400531	736	FREEDOM PARK SECONDARY SCHOOL NO 1	JOHANNESBURG CENTRAL	700400531	SECONDARY	1	YES	YES	50	10	1 681	1 466	2 276	2 234	2 234	2 464	2 597	2 719
700400983	737	FREEDOM PRIMARY SCHOOL	JOHANNESBURG CENTRAL	700400983	PRIMARY	1	YES	YES	47	32	1 620	1 466	2 308	2 277	2 277	2 375	2 503	2 621
700110719	738	GAZATIKULU PRIMARY SCHOOL	JOHANNESBURG CENTRAL	700110719	PRIMARY	3	YES	YES	17	10	604	1 466	830	926	926	885	933	977
700400532	739	GLEN RIDGE PRIMARY SCHOOL	JOHANNESBURG CENTRAL	700400532	PRIMARY	5	YES	YES	31	9	979	1 466	1 364	1 391	1 391	1 435	1 512	1 563
700120162	740	GOLD PARK PRIMARY SCHOOL	JOHANNESBURG CENTRAL	700120162	PRIMARY	4	NO	YES	26	8	850	735	623	624	624	654	689	721
700110106	741	GREYVILLE PRIMARY SCHOOL	JOHANNESBURG CENTRAL	700110106	PRIMARY	5	NO	YES	42	19	1 258	735	910	901	901	925	975	1 021
700110114	742	HARMONY PRIMARY SCHOOL	JOHANNESBURG CENTRAL	700110114	PRIMARY	4	NO	YES	33	9	988	735	717	696	696	726	765	801
700120170	743	HEERENGRAFT PRIMARY SCHOOL	JOHANNESBURG CENTRAL	700120170	PRIMARY	4	YES	YES	25	8	861	1 466	1 219	1 179	1 179	1 248	1 315	1 377
700110726	744	HTEKATHI PRIMARY SCHOOL	JOHANNESBURG CENTRAL	700110726	PRIMARY	3	YES	YES	32	20	1 062	1 466	1 470	1 480	1 480	1 557	1 641	1 718
700121350	745	HUKANIPHATHI PRIMARY SCHOOL	JOHANNESBURG CENTRAL	700121350	PRIMARY	2	YES	YES	16	12	489	1 466	749	681	681	717	756	792
700120560	746	HOKERSKOP DIE FAIKEL	JOHANNESBURG CENTRAL	700120560	SECONDARY	5	NO	YES	43	8	1 322	735	1 031	1 050	1 050	972	1 024	1 072
700120575	747	HOKERSKOP PRESIDENT	JOHANNESBURG CENTRAL	700120575	SECONDARY	5	NO	YES	66	7	1 564	735	1 069	1 106	1 106	1 150	1 212	1 269
700121392	748	IBHONGO SECONDARY SCHOOL	JOHANNESBURG CENTRAL	700121392	SECONDARY	2	YES	YES	31	7	1 200	1 466	1 501	1 626	1 626	1 759	1 854	1 941
700132274	749	IGUGU PRIMARY SCHOOL	JOHANNESBURG CENTRAL	700132274	PRIMARY	4	YES	YES	15	8	417	1 466	604	566	566	611	644	674
700110734	750	IKEMELENG PRIMARY SCHOOL	JOHANNESBURG CENTRAL	700110734	PRIMARY	4	YES	YES	18	6	502	1 466	756	866	866	868	915	958
700132282	751	IKWEZI PRIMARY SCHOOL	JOHANNESBURG CENTRAL	700132282	PRIMARY	4	YES	YES	17	12	520	1 466	763	734	734	752	803	841
700110122	752	IMPALA CRESCENT PRIMARY SCHOOL	JOHANNESBURG CENTRAL	700110122	PRIMARY	5	NO	YES	29	9	845	735	597	591	591	621	655	686
700111435	753	IMPUMLELO JUNIOR PRIMARY SCHOOL	JOHANNESBURG CENTRAL	700111435	PRIMARY	4	YES	YES	13	5	295	1 466	384	393	393	419	442	463
700110142	754	JIDYEDO PRIMARY SCHOOL	JOHANNESBURG CENTRAL	700110142	PRIMARY	3	YES	YES	15	8	472	1 466	680	694	694	692	729	763
700121430	755	ISACSON PRIMARY SCHOOL	JOHANNESBURG CENTRAL	700121430	PRIMARY	4	YES	YES	8	5	186	1 466	255	267	267	273	288	302
700121418	756	ISIPHIC PRIMARY SCHOOL	JOHANNESBURG CENTRAL	700121418	PRIMARY	2	YES	YES	17	9	489	1 466	642	652	652	717	756	792
700132290	757	ISISEKO PRIMARY SCHOOL	JOHANNESBURG CENTRAL	700132290	PRIMARY	3	YES	YES	15	2	438	1 466	659	610	610	642	677	709
700110759	758	ISULILE PRIMARY SCHOOL	JOHANNESBURG CENTRAL	700110759	PRIMARY	3	YES	YES	28	15	1 017	1 466	1 517	1 446	1 446	1 491	1 572	1 646
700132308	759	ITEKENG PRIMARY SCHOOL	JOHANNESBURG CENTRAL	700132308	PRIMARY	3	YES	YES	18	9	422	1 466	695	595	595	619	652	683
700110775	760	ITEMOGELE PRIMARY SCHOOL	JOHANNESBURG CENTRAL	700110775	PRIMARY	5	YES	YES	35	12	1 344	1 466	1 836	1 862	1 862	1 970	2 076	2 174
700121434	761	JABAVU OOS PRIMARY SCHOOL	JOHANNESBURG CENTRAL	700121434	PRIMARY	4	YES	YES	16	7	132	1 466	244	200	200	194	204	214
700121442	762	JABULANI TECHNICOL SECONDARY SCHOOL	JOHANNESBURG CENTRAL	700121442	SECONDARY	5	YES	YES	41	6	912	1 466	1 230	1 295	1 295	1 337	1 408	1 475
700110791	763	KARABO PRIMARY SCHOOL	JOHANNESBURG CENTRAL	700110791	PRIMARY	4	YES	YES	13	11	461	1 466	618	623	623	661	697	730
700400107	764	KENILWORTH SECONDARY SCHOOL	JOHANNESBURG CENTRAL	700400107	SECONDARY	5	NO	YES	21	6	610	735	429	434	434	446	472	494
700110809	765	KGATELOFELLE PRIMARY SCHOOL	JOHANNESBURG CENTRAL	700110809	PRIMARY	4	YES	YES	13	2	243	1 466	364	368	368	356	375	393
700110817	766	KHALUEL O PRIMARY SCHOOL	JOHANNESBURG CENTRAL	700110817	PRIMARY	4	YES	YES	17	11	339	1 466	385	477	477	497	524	546
700121467	767	KHOLWANI PRIMARY SCHOOL	JOHANNESBURG CENTRAL	700121467	PRIMARY	4	YES	YES	18	11	502	1 466	793	872	872	868	915	956

EMIS number	No	Name of School	District	EMIS number	Primary Secondary Combined	Quintile	No Fee Status (Yes/No)	Section 21 Status (Yes/No)	Nrof Educators	Nrof non-Educators	Nr. of Learners 2020	Allocation per learner 2020	Main Appropriation	Adjusted Appropriation	Revised estimate	Medium term estimates		
													R'000	R'000	R'000	2020/21	2021/22	2022/23
700110825	768	KHOTOSO PRIMARY SCHOOL	JOHANNESBURG CENTRAL	700110825	PRIMARY	3	YES	YES	15	6	331	1 466	477	453	453	485	511	536
700110841	769	KHUTHALA PRIMARY SCHOOL	JOHANNESBURG CENTRAL	700110841	PRIMARY	5	YES	YES	20	9	652	1 466	926	954	954	970	1 022	1 070
700110866	770	KING ZWELITHINI PRIMARY SCHOOL	JOHANNESBURG CENTRAL	700110866	PRIMARY	4	YES	YES	9	2	280	1 466	453	392	392	410	432	452
700120188	771	KILISPRUIT-WES SECONDARY SCHOOL	JOHANNESBURG CENTRAL	700120188	SECONDARY	4	YES	YES	24	11	551	1 466	892	770	770	808	852	892
700120196	772	KILPTOWN PRIMARY SCHOOL	JOHANNESBURG CENTRAL	700120196	PRIMARY	1	YES	YES	24	12	781	1 466	1 136	1 113	1 113	1 145	1 207	1 254
700120204	773	KIPTOWN SECONDARY SCHOOL	JOHANNESBURG CENTRAL	700120204	SECONDARY	4	NO	YES	47	6	1 429	735	1 043	1 033	1 033	1 050	1 107	1 159
700110510	774	KNADEDAHENDIALE SECONDARY SCHOOL	JOHANNESBURG CENTRAL	700110510	SECONDARY	3	YES	YES	41	8	1 280	1 466	1 910	1 807	1 807	1 876	1 977	2 070
700120725	775	LAERSKOOI DALMOIDEOR	JOHANNESBURG CENTRAL	700120725	PRIMARY	5	NO	YES	31	9	973	735	683	682	682	715	754	789
700120758	776	LAERSKOOI THEO MASSENAAR	JOHANNESBURG CENTRAL	700120758	PRIMARY	5	NO	YES	37	6	1 103	735	786	772	772	811	855	896
700120774	777	LAERSKOOI VOORWAARD PRIMARY SCHOOL	JOHANNESBURG CENTRAL	700120774	PRIMARY	5	NO	YES	41	6	1 073	735	746	751	751	789	832	871
700122002	778	LAKEVIEW PRIMARY SCHOOL	JOHANNESBURG CENTRAL	700122002	PRIMARY	2	YES	YES	36	29	1 126	1 466	1 630	1 628	1 628	1 655	1 744	1 826
700120212	779	LANGEVALE SECONDARY SCHOOL	JOHANNESBURG CENTRAL	700120212	SECONDARY	4	YES	YES	44	10	1 315	1 466	1 915	1 879	1 879	1 928	2 032	2 128
700110874	780	LAVALA SECONDARY SCHOOL	JOHANNESBURG CENTRAL	700110874	SECONDARY	3	YES	YES	38	14	1 010	1 466	1 367	1 400	1 400	1 481	1 561	1 634
700110882	781	LEITSHIBOLO PRIMARY SCHOOL	JOHANNESBURG CENTRAL	700110882	PRIMARY	3	YES	YES	4	2	332	1 466	488	459	459	487	513	537
700132381	782	LEKANG PRIMARY SCHOOL	JOHANNESBURG CENTRAL	700132381	PRIMARY	3	YES	YES	16	13	538	1 466	739	753	753	789	832	871
700110148	783	LEHASIA MODEL PRIMARY SCHOOL	JOHANNESBURG CENTRAL	700110148	PRIMARY	5	NO	YES	26	9	836	735	586	584	584	614	647	677
700110155	784	LEHASIA SECONDARY SCHOOL	JOHANNESBURG CENTRAL	700110155	SECONDARY	5	NO	YES	43	8	1 130	735	801	796	796	831	876	917
700110890	785	LEHZ PUBLIC SCHOOL	JOHANNESBURG CENTRAL	700110890	SECONDARY	4	NO	YES	35	7	596	735	706	712	712	732	772	808
700121481	786	LETARE SECONDARY SCHOOL	JOHANNESBURG CENTRAL	700121481	SECONDARY	4	YES	YES	32	13	504	1 466	1 034	942	942	885	933	977
700110916	787	LETHABO PRIMARY SCHOOL	JOHANNESBURG CENTRAL	700110916	PRIMARY	4	YES	YES	10	8	214	1 466	177	300	300	314	331	347
700110239	788	LIBRA PRIMARY SCHOOL	JOHANNESBURG CENTRAL	700110239	PRIMARY	5	NO	YES	29	8	878	735	597	608	608	645	680	712
700121509	789	LILYDALE PRIMARY SCHOOL	JOHANNESBURG CENTRAL	700121509	PRIMARY	2	YES	YES	8	1	305	1 466	395	411	411	447	471	493
700110924	790	LOITEKILE PRIMARY SCHOOL	JOHANNESBURG CENTRAL	700110924	PRIMARY	4	YES	YES	10	3	192	1 466	305	272	272	281	286	310
700110940	791	LUMELAHG PRIMARY SCHOOL	JOHANNESBURG CENTRAL	700110940	PRIMARY	3	YES	YES	14	8	422	1 466	576	584	584	619	652	683
700110367	792	LUYILO PRIMARY SCHOOL	JOHANNESBURG CENTRAL	700110367	PRIMARY	4	YES	YES	10	6	347	1 466	547	491	491	509	536	561
700121525	793	MAFORIMPHALELE COMPREHENSIVE SCHOOL	JOHANNESBURG CENTRAL	700121525	SECONDARY	4	YES	YES	28	4	786	1 466	1 089	1 141	1 141	1 152	1 214	1 271
700132928	794	MAKOLA PRIMARY SCHOOL	JOHANNESBURG CENTRAL	700132928	PRIMARY	3	YES	YES	16	12	456	1 466	751	721	721	668	704	737
700110973	795	MAMBO PRIMARY SCHOOL	JOHANNESBURG CENTRAL	700110973	PRIMARY	4	YES	YES	13	2	381	1 466	578	543	543	573	604	632
700110999	796	MAPETLA HIGH SCHOOL	JOHANNESBURG CENTRAL	700110999	SECONDARY	4	YES	YES	36	11	1 174	1 466	1 560	1 689	1 689	1 721	1 814	1 899
700111005	797	MARA PRIMARY SCHOOL	JOHANNESBURG CENTRAL	700111005	PRIMARY	4	YES	YES	14	12	241	1 466	487	459	459	353	372	389
700120220	798	MCBAIN CHARLES PRIMARY SCHOOL	JOHANNESBURG CENTRAL	700120220	PRIMARY	4	NO	YES	26	7	841	735	619	590	590	618	651	682
700111021	799	MERAFE PRIMARY SCHOOL	JOHANNESBURG CENTRAL	700111021	PRIMARY	3	YES	YES	12	9	345	1 466	522	474	474	506	533	558
700120832	800	MEREDALE PRIMARY SCHOOL	JOHANNESBURG CENTRAL	700120832	PRIMARY	5	NO	YES	42	6	1 198	735	836	842	842	881	929	973
700110247	801	MHJOCUSUB TECHNICAL SECONDARY SCHOOL	JOHANNESBURG CENTRAL	700110247	SECONDARY	4	NO	YES	43	10	1 047	735	786	735	735	770	812	850
700120249	802	MILNERTON PRIMARY SCHOOL	JOHANNESBURG CENTRAL	700120249	PRIMARY	4	YES	YES	30	6	1 014	1 466	1 400	1 397	1 397	1 487	1 587	1 641
700120253	803	MISSOURILAAI SECONDARY SCHOOL	JOHANNESBURG CENTRAL	700120253	SECONDARY	4	YES	YES	49	10	1 340	1 466	1 819	1 892	1 892	1 964	2 070	2 167
700132498	804	MKUCBE SECONDARY SCHOOL	JOHANNESBURG CENTRAL	700132498	SECONDARY	4	YES	YES	14	4	358	1 466	543	549	549	525	553	579
700121558	805	MOKOCHONCHO PRIMARY SCHOOL	JOHANNESBURG CENTRAL	700121558	PRIMARY	4	YES	YES	14	10	537	1 466	731	723	723	787	829	868
700132506	806	MOKETAPELE PRIMARY SCHOOL	JOHANNESBURG CENTRAL	700132506	PRIMARY	4	YES	YES	10	7	187	1 466	285	259	259	274	289	303
700132522	807	MOKHOTLO PRIMARY SCHOOL	JOHANNESBURG CENTRAL	700132522	PRIMARY	3	YES	YES	4	2	44	1 466	79	63	63	65	69	72
700132548	808	MOKHOTLO PRIMARY SCHOOL	JOHANNESBURG CENTRAL	700132548	PRIMARY	3	YES	YES	10	2	215	1 466	316	313	313	315	332	348
700132555	809	MOLAETSA PRIMARY SCHOOL	JOHANNESBURG CENTRAL	700132555	PRIMARY	3	YES	YES	15	9	485	1 466	703	680	680	711	749	784
700121568	810	MOLALATLADI PRIMARY SCHOOL	JOHANNESBURG CENTRAL	700121568	PRIMARY	4	YES	YES	8	3	255	1 466	186	366	366	374	394	413
700121574	811	MOLLETSANE SECONDARY SCHOOL	JOHANNESBURG CENTRAL	700121574	SECONDARY	4	YES	YES	34	14	1 035	1 466	1 470	1 551	1 551	1 517	1 599	1 674
700120840	812	MOLIDEOR HIGH SCHOOL	JOHANNESBURG CENTRAL	700120840	SECONDARY	5	NO	YES	67	11	1 700	735	1 186	1 204	1 204	1 250	1 318	1 380
700110478	813	MOLIDEOR PRIMARY SCHOOL	JOHANNESBURG CENTRAL	700110478	PRIMARY	5	NO	YES	54	7	1 108	735	793	774	774	814	858	898
700111070	814	MONTSHWA PRIMARY SCHOOL	JOHANNESBURG CENTRAL	700111070	PRIMARY	4	YES	YES	10	3	291	1 466	483	407	407	427	450	471
700111088	815	MONTING PRIMARY SCHOOL	JOHANNESBURG CENTRAL	700111088	PRIMARY	4	YES	YES	7	3	273	1 466	419	389	389	400	422	442
700132571	816	MORRIS ISAACSON SECONDARY SCHOOL	JOHANNESBURG CENTRAL	700132571	SECONDARY	3	YES	YES	40	9	927	1 466	1 608	1 330	1 330	1 359	1 432	1 499
700111096	817	MOTSAHENG PRIMARY SCHOOL	JOHANNESBURG CENTRAL	700111096	PRIMARY	4	YES	YES	11	6	217	1 466	340	318	318	318	335	351
700111104	818	MOTLEDZANOHWO PRIMARY SCHOOL	JOHANNESBURG CENTRAL	700111104	PRIMARY	3	YES	YES	29	19	972	1 466	1 349	1 405	1 405	1 425	1 502	1 573
700121616	819	MOTLISI PRIMARY SCHOOL	JOHANNESBURG CENTRAL	700121616	PRIMARY	5	YES	YES	15	5	357	1 466	578	563	563	523	551	577
700111112	820	HALEDI SECONDARY SCHOOL	JOHANNESBURG CENTRAL	700111112	SECONDARY	4	YES	YES	27	9	752	1 466	1 036	1 138	1 138	1 102	1 162	1 217
700120261	821	DANCEFIELD PRIMARY SCHOOL	JOHANNESBURG CENTRAL	700120261	PRIMARY	4	YES	YES	38	15	1 065	1 466	1 567	1 494	1 494	1 551	1 645	1 722
700120665	822	IRATUREIA PRIMARY SCHOOL	JOHANNESBURG CENTRAL	700120665	PRIMARY	5	NO	YES	29	8	1 087	735	719	759	759	799	842	882
700111120	823	NGHUNGHUNYANI COMPREHENSIVE	JOHANNESBURG CENTRAL	700111120	SECONDARY	3	YES	YES	25	5	667	1 466	1 082	1 131	1 131	918	1 031	1 079
700111138	824	INHUKO PRIMARY SCHOOL	JOHANNESBURG CENTRAL	700111138	PRIMARY	3	YES	YES	14	12	414	1 466	611	570	570	607	640	670
700110262	825	IRIVATIA SECONDARY SCHOOL	JOHANNESBURG CENTRAL	700110262	SECONDARY	5	NO	YES	30	8	1 115	735	758	783	783	820	864	905
700132639	826	IKA THUO PRIMARY SCHOOL	JOHANNESBURG CENTRAL	700132639	PRIMARY	4	YES	YES	12	4	436	1 466	591	623	623	638	674	706
700121640	827	KONTO PRIMARY SCHOOL	JOHANNESBURG CENTRAL	700121640	PRIMARY	2	YES	YES	9	8	218	1 466	260	299	299	320	337	353
700120873	828	PARK JUNIOR SCHOOL	JOHANNESBURG CENTRAL	700120873	PRIMARY	5	NO	YES	22	7	570							

EMIS number	No.	Name of School	District	EMIS number	Primary Secondary Combined	Quintile	No Fee Status (Yes/No)	Section 21 Status (Yes/No)	Nr of Educators	Nr of non-Educators	Nr of Learners 2020	Allocation per learner 2020	Main Appropriation	Adjusted Appropriation	Revised estimate	Medium term estimates		
													R'000			R'000		
													2018/20			2020/21	2021/22	2022/23
700110295	832	PENTAROSA PRIMARY SCHOOL	JOHANNESBURG CENTRAL	700110295	PRIMARY	4	NO	YES	29	7	895	735	618	648	648	668	694	727
700121681	833	PHAFOGANG SECONDARY SCHOOL	JOHANNESBURG CENTRAL	700121681	SECONDARY	4	YES	YES	23	5	599	1 496	855	853	853	834	879	920
700111161	834	PHUMULILE PRIMARY SCHOOL	JOHANNESBURG CENTRAL	700111161	PRIMARY	3	YES	YES	15	12	466	1 466	674	671	671	668	704	737
700132746	835	PHUTI JUNIOR SECONDARY SCHOOL	JOHANNESBURG CENTRAL	700132746	SECONDARY	4	YES	YES	16	13	431	1 466	578	612	612	632	666	697
700116304	836	PROGRESS PRIMARY SCHOOL	JOHANNESBURG CENTRAL	700110304	PRIMARY	5	NO	YES	31	8	811	735	585	587	587	598	628	658
700400244	837	PROFA GLUH SECONDARY SCHOOL	JOHANNESBURG CENTRAL	700400244	SECONDARY	5	YES	YES	51	8	1 565	1 466	2 267	2 202	2 202	2 284	2 418	2 532
700111187	838	PROTEA SOUTH PRIMARY SCHOOL	JOHANNESBURG CENTRAL	700111187	PRIMARY	1	YES	YES	33	11	1 103	1 466	1 469	1 543	1 543	1 517	1 704	1 784
700111195	839	PRUDENIS SECONDARY SCHOOL	JOHANNESBURG CENTRAL	700111195	SECONDARY	3	YES	YES	15	8	483	1 466	478	698	698	708	746	781
700111179	840	POTALUSHAKA PRIMARY SCHOOL	JOHANNESBURG CENTRAL	700111179	PRIMARY	3	YES	YES	13	10	402	1 466	539	550	550	589	621	650
700111203	841	REASOMA SECONDARY SCHOOL	JOHANNESBURG CENTRAL	700111203	SECONDARY	5	YES	YES	47	14	1 416	1 466	2 077	2 022	2 022	2 076	2 188	2 291
700111211	842	REBONE PRIMARY SCHOOL	JOHANNESBURG CENTRAL	700111211	PRIMARY	4	YES	YES	18	7	543	1 466	777	727	727	795	839	878
700121723	843	REUTLWILE JUNIOR SECONDARY SCHOOL	JOHANNESBURG CENTRAL	700121723	SECONDARY	4	YES	YES	14	8	627	1 466	808	885	885	919	969	1 015
700121038	844	ROBERTSHAM PRIMARY SCHOOL	JOHANNESBURG CENTRAL	700121038	PRIMARY	5	NO	YES	39	7	1 076	735	758	757	757	781	834	873
700132878	845	RUTENGANG PRIMARY SCHOOL	JOHANNESBURG CENTRAL	700132878	PRIMARY	3	YES	YES	17	8	562	1 466	735	816	816	824	868	909
700111237	846	SEANJA MAREIA SECONDARY SCHOOL	JOHANNESBURG CENTRAL	700111237	SECONDARY	4	YES	YES	34	9	868	1 466	1 287	1 337	1 337	1 272	1 341	1 404
700111245	847	SEDIKATHUTO PRIMARY SCHOOL	JOHANNESBURG CENTRAL	700111245	PRIMARY	4	YES	YES	11	6	372	1 466	439	517	517	545	574	601
700400801	848	ORMONDE PRIMARY SCHOOL	JOHANNESBURG CENTRAL	700400801	PRIMARY	5	YES	YES	28	8	1 077	1 466	1 229	1 483	1 483	1 579	1 684	1 742
700121731	849	SEFIKA PRIMARY SCHOOL	JOHANNESBURG CENTRAL	700121731	PRIMARY	4	YES	YES	23	5	764	1 466	1 053	1 047	1 047	1 120	1 180	1 235
700111252	850	SEKANTHOTANE SECONDARY SCHOOL	JOHANNESBURG CENTRAL	700111252	SECONDARY	4	YES	YES	27	6	1 094	1 466	1 455	1 572	1 572	1 604	1 691	1 770
700121749	851	SEKWATI PRIMARY SCHOOL	JOHANNESBURG CENTRAL	700121749	PRIMARY	4	YES	YES	12	4	227	1 466	313	317	317	333	351	367
700111260	852	SEKADANE SECONDARY SCHOOL	JOHANNESBURG CENTRAL	700111260	SECONDARY	4	YES	YES	39	14	930	1 466	1 354	1 352	1 352	1 383	1 437	1 505
700132936	853	SHALOM MAINE PRIMARY SCHOOL	JOHANNESBURG CENTRAL	700132936	PRIMARY	4	YES	YES	10	2	712	1 466	333	300	300	311	328	343
700111278	854	SIBONGILE PRIMARY SCHOOL	JOHANNESBURG CENTRAL	700111278	PRIMARY	4	YES	YES	20	17	439	1 466	731	628	628	644	679	711
700120303	855	SILVER OAKS SECONDARY SCHOOL	JOHANNESBURG CENTRAL	700120303	SECONDARY	4	YES	YES	41	10	1 253	1 466	1 806	1 711	1 711	1 837	1 936	2 027
700121061	856	SIR JOHN ADAMSON HIGH SCHOOL	JOHANNESBURG CENTRAL	700121061	SECONDARY	5	NO	YES	58	10	1 483	735	1 024	1 039	1 039	1 090	1 149	1 203
700111266	857	SIVULELENI PRIMARY SCHOOL	JOHANNESBURG CENTRAL	700111266	PRIMARY	3	YES	YES	18	17	469	1 466	700	638	638	688	725	759
700121756	858	SIYAVUMA PRIMARY SCHOOL	JOHANNESBURG CENTRAL	700121756	PRIMARY	4	YES	YES	10	8	205	1 466	285	291	291	301	317	332
700132969	859	SIZAKHINI PRIMARY SCHOOL	JOHANNESBURG CENTRAL	700132969	PRIMARY	4	YES	YES	19	14	629	1 466	866	877	877	922	972	1 018
700400204	860	SOMELULWAZI PRIMARY SCHOOL	JOHANNESBURG CENTRAL	700400204	PRIMARY	1	YES	YES	52	19	1 603	1 466	2 359	2 238	2 238	2 350	2 477	2 593
700120329	861	ST IVES PRIMARY SCHOOL	JOHANNESBURG CENTRAL	700120329	PRIMARY	4	NO	YES	36	12	1 213	735	857	852	852	882	940	984
700111328	862	TETELO SECONDARY SCHOOL	JOHANNESBURG CENTRAL	700111328	SECONDARY	5	YES	YES	41	12	1 221	1 466	1 725	1 722	1 722	1 790	1 887	1 978
700111336	863	THABA TSHILOLO PRIMARY SCHOOL	JOHANNESBURG CENTRAL	700111336	PRIMARY	4	YES	YES	11	5	262	1 466	385	364	364	384	405	424
700111344	864	THABO SECONDARY SCHOOL	JOHANNESBURG CENTRAL	700111344	SECONDARY	4	NO	YES	21	7	541	735	387	374	374	398	419	439
700111351	865	THATHANI PRIMARY SCHOOL	JOHANNESBURG CENTRAL	700111351	PRIMARY	3	YES	YES	19	14	582	1 466	815	737	737	824	868	909
700111914	866	THULUMUNDO PRIMARY SCHOOL	JOHANNESBURG CENTRAL	700111914	PRIMARY	5	YES	YES	28	18	946	1 466	1 302	1 283	1 283	1 387	1 462	1 531
700111377	867	THOMAS MOFOLO SECONDARY SCHOOL	JOHANNESBURG CENTRAL	700111377	SECONDARY	4	YES	YES	33	10	1 015	1 466	1 594	1 496	1 496	1 488	1 558	1 642
700132159	868	THUBELHLE INTERMEDIATE SCHOOL	JOHANNESBURG CENTRAL	700132159	SECONDARY	3	YES	YES	16	6	667	1 466	793	1 005	1 005	978	1 031	1 079
700111385	869	THULANI PRIMARY SCHOOL	JOHANNESBURG CENTRAL	700111385	PRIMARY	3	YES	YES	14	10	327	1 466	505	438	438	479	505	529
700121814	870	THUSANYANGI PRIMARY SCHOOL	JOHANNESBURG CENTRAL	700121814	PRIMARY	4	YES	YES	11	9	350	1 466	465	518	518	513	541	566
700111393	871	THIKELI PRIMARY SCHOOL	JOHANNESBURG CENTRAL	700111393	PRIMARY	3	YES	YES	12	7	400	1 466	533	589	589	585	618	647
700133181	872	THLATLOGANG JUNIOR SECONDARY SCHOOL	JOHANNESBURG CENTRAL	700133181	SECONDARY	3	YES	YES	29	10	1 009	1 466	1 314	1 448	1 448	1 479	1 559	1 632
700121830	873	THLOCHHELO PRIMARY SCHOOL	JOHANNESBURG CENTRAL	700121830	PRIMARY	4	YES	YES	14	6	350	1 466	540	495	495	513	541	566
700110320	874	TOPAZ SECONDARY SCHOOL	JOHANNESBURG CENTRAL	700110320	SECONDARY	5	NO	YES	44	9	1 200	735	822	806	806	882	930	974
700110338	875	TRINITY SECONDARY SCHOOL	JOHANNESBURG CENTRAL	700110338	SECONDARY	6	NO	YES	42	9	1 321	735	900	930	930	971	1 023	1 071
700133207	876	TSHEBE ISANOI'S PRIMARY SCHOOL	JOHANNESBURG CENTRAL	700133207	PRIMARY	3	YES	YES	12	2	243	1 466	346	339	339	356	375	393
700133215	877	TSHEDIMOSHOMELALENG PRIM	JOHANNESBURG CENTRAL	700133215	PRIMARY	4	YES	YES	15	2	406	1 466	542	653	653	585	627	656
700111419	878	TSHILODI PRIMARY SCHOOL	JOHANNESBURG CENTRAL	700111419	PRIMARY	3	YES	YES	17	12	594	1 466	804	823	823	871	918	961
700111013	879	MEGATONGS PRIMARY SCHOOL	JOHANNESBURG CENTRAL	700111013	PRIMARY	3	YES	YES	9	8	161	1 466	185	218	218	236	249	261
700400283	880	PROTEA GLEU PRIMARY SCHOOL NO 2	JOHANNESBURG CENTRAL	700400283	PRIMARY	1	YES	YES	27	2	1 059	1 466	1 132	1 519	1 519	1 611	1 688	1 778
700130766	881	TURKFOUHEU PRIMARY SCHOOL	JOHANNESBURG CENTRAL	700130766	PRIMARY	5	NO	YES	33	9	1 190	735	833	841	841	875	922	965
700121855	882	USINDIGO PRIMARY SCHOOL	JOHANNESBURG CENTRAL	700121855	PRIMARY	3	YES	YES	14	9	602	1 466	848	841	841	863	931	975
700133264	883	VUKANI PRIMARY SCHOOL	JOHANNESBURG CENTRAL	700133264	PRIMARY	19	4	YES	14	574	1 466	859	842	842	841	886	928	968
700133280	884	VUKAZHEZE PRIMARY SCHOOL	JOHANNESBURG CENTRAL	700133280	PRIMARY	4	YES	YES	11	10	374	1 466	457	532	532	548	578	605
700111443	885	VUSISIWE PRIMARY SCHOOL	JOHANNESBURG CENTRAL	700111443	PRIMARY	3	YES	YES	22	20	578	1 466	835	802	802	847	893	936
700111450	886	VUWANI SECONDARY SCHOOL	JOHANNESBURG CENTRAL	700111450	SECONDARY	3	YES	YES	57	11	1 805	1 466	2 466	2 521	2 521	2 646	2 789	2 920
700120396	887	WILLOW CRESCENT SECONDARY SCHOOL	JOHANNESBURG CENTRAL	700120396	SECONDARY	4	YES	YES	36	18	1 263	1 466	1 958	1 738	1 738	1 852	1 952	2 044
700121202	888	WIMCHESTER RIDGE PRIMARY SCHOOL	JOHANNESBURG CENTRAL	700121202	PRIMARY	5	NO	YES	37	9	1 122	735	799	788	788	825	870	911
700111458	889	ZIBAMBELE PRIMARY SCHOOL	JOHANNESBURG CENTRAL	700111458	PRIMARY	4	YES	YES	29	18	980	1 466	1 278	1 377	1 377	1 437	1 515	1 588
700111476	890	ZOLA PRIMARY SCHOOL	JOHANNESBURG CENTRAL	700111476	PRIMARY	3	YES	YES	21	8	600	1 466	1 155	1 159	1 159	1 173	1 236	1 294
700152009	891	ALEXANDRA SECONDARY SCHOOL	JOHANNESBURG EAST	700152009	SECONDARY	2	YES	YES	67	18	2 045	1 466	2 420	2 843	2 843	2 968	3 160	3 309
700150011	892	ALLANRICKS SECONDARY SCHOOL	JOHANNESBURG EAST	700150011	SECONDARY	2	YES	YES	55	11	1 691	1 466	2 389	2 376	2 376	2 479	2 613	2 736
700131300	893	ASTERI PRIMARY SCHOOL	JOHANNESBURG EAST	700131300	PRIMARY	4	NO	YES	30	7	1 061	735	768	757	757	780	822	861
700130104	894	ATHLONE BOYS' HIGH SCHOOL	JOHANNESBURG EAST	700130104	SECONDARY	5	NO	YES	22	5	537	735	384	401	401	395	416	436
700130112	895	ATHLONE GIRLS' HIGH SCHOOL	JOHANNESBURG EAST	700130112	SECONDARY	5	NO	YES	43	7	977	735	700	686	686	718	757	793

EMIS number	No.	Name of School	District	EMIS number	Primary Secondary Combined	Quintile	No Fee Status (Yes/No)	Section 21 Status (Yes/No)	No of Educators	No of non-Educators	Nr. of Learners 2020	Allocation per learner 2020	R000	Adjusted Appropriation	Revised estimate	Medium term estimates		
																R000		
																2018/20	2021/22	2022/23
700130153	886	BARJANTO PARK HIGH SCHOOL	JOHANNESBURG EAST	700130153	SECONDARY	5	NO	YES	36	8	1 179	735	819	811	811	867	914	957
700130482	897	BEREA PRIMARY SCHOOL	JOHANNESBURG EAST	700130482	PRIMARY	5	NO	YES	26	7	1 144	735	829	842	842	841	886	908
700130179	886	BERTRAUMS JUNIOR SCHOOL	JOHANNESBURG EAST	700130179	PRIMARY	4	NO	YES	19	4	814	735	549	588	588	588	630	660
700056553	869	BOHWELONG PRIMARY SCHOOL	JOHANNESBURG EAST	700056553	PRIMARY	2	YES	YES	48	32	1 705	1 466	2 325	2 385	2 385	2 500	2 635	2 759
700152041	900	BOVET PRIMARY SCHOOL	JOHANNESBURG EAST	700152041	PRIMARY	2	YES	YES	46	27	1 868	1 466	2 465	2 567	2 567	2 738	2 886	3 022
700150151	901	BRAMLEY PRIMARY SCHOOL	JOHANNESBURG EAST	700150151	PRIMARY	5	NO	YES	39	10	1 136	735	802	792	792	835	880	901
700150201	902	BRYANSTON HIGH SCHOOL	JOHANNESBURG EAST	700150201	SECONDARY	5	NO	YES	124	7	1 007	735	669	700	700	740	780	817
700150805	903	BRYANSTON PAPALILIEL MEDIUM SCHOOL	JOHANNESBURG EAST	700150805	PRIMARY	5	NO	YES	30	16	779	735	546	552	552	573	604	632
700150227	904	BRYANSTON PRIMARY SCHOOL	JOHANNESBURG EAST	700150227	PRIMARY	5	NO	YES	44	6	842	735	606	597	597	619	652	683
700150235	905	BRYNEVEN PRIMARY SCHOOL	JOHANNESBURG EAST	700150235	PRIMARY	5	NO	YES	29	6	816	735	572	572	572	600	632	662
700150243	906	BUCOLEUCH PRIMARY SCHOOL	JOHANNESBURG EAST	700150243	PRIMARY	5	NO	YES	47	6	884	735	664	632	632	650	685	717
700150258	907	CARTER PRIMARY SCHOOL	JOHANNESBURG EAST	700150258	PRIMARY	1	YES	YES	36	20	1 412	1 466	1 965	1 963	1 963	2 070	2 182	2 285
700150359	908	CRAIGHALL PRIMARY SCHOOL	JOHANNESBURG EAST	700150359	PRIMARY	5	NO	YES	31	4	600	735	439	419	419	441	465	487
700130237	909	CYRILDENE PRIMARY SCHOOL	JOHANNESBURG EAST	700130237	PRIMARY	5	NO	YES	23	5	601	735	393	422	422	442	466	488
700400541	910	DEIVER PRIMARY SCHOOL	JOHANNESBURG EAST	700400541	PRIMARY	5	YES	YES	35	7	1 191	1 466	1 793	1 642	1 642	1 746	1 840	1 926
700400540	911	DEIVER SECONDARY SCHOOL	JOHANNESBURG EAST	700400540	SECONDARY	5	YES	YES	24	6	827	1 466	1 100	1 191	1 191	1 212	1 277	1 337
700152062	912	DR KHAJAK PRIMARY SCHOOL	JOHANNESBURG EAST	700152062	PRIMARY	2	YES	YES	40	22	1 420	1 466	1 962	1 965	1 965	2 082	2 194	2 297
700400080	913	DR MATHOLE MOTHEKGA PRIMARY SCHOOL	JOHANNESBURG EAST	700400080	PRIMARY	2	YES	YES	44	33	1 621	1 466	2 154	2 270	2 270	2 376	2 504	2 622
700400205	914	DRAKE KOKA PRIMARY SCHOOL	JOHANNESBURG EAST	700400205	PRIMARY	2	YES	YES	50	41	1 801	1 466	2 343	2 498	2 498	2 640	2 783	2 914
700400533	915	DULCIE SEPTEMBER PRIMARY SCHOOL	JOHANNESBURG EAST	700400533	PRIMARY	2	YES	YES	46	23	1 856	1 466	2 475	2 533	2 533	2 721	2 868	3 003
700152090	916	EAST BANK HIGH SCHOOL	JOHANNESBURG EAST	700152090	SECONDARY	5	YES	YES	54	13	1 696	1 466	2 300	2 430	2 430	2 486	2 620	2 743
700150284	917	EASTGATE PRIMARY SCHOOL	JOHANNESBURG EAST	700150284	PRIMARY	5	NO	YES	20	6	564	735	366	381	381	415	437	458
700260395	918	EBONINI PRIMARY SCHOOL	JOHANNESBURG EAST	700260395	PRIMARY	2	YES	YES	63	22	2 451	1 466	3 555	3 453	3 453	3 593	3 787	3 985
700261701	919	EBONY PARK PRIMARY SCHOOL	JOHANNESBURG EAST	700261701	PRIMARY	3	YES	YES	54	32	2 141	1 466	2 961	3 137	3 137	3 139	3 308	3 465
700152108	920	EKURHANYI SWENI PRIMARY SCHOOL	JOHANNESBURG EAST	700152108	PRIMARY	2	YES	YES	37	14	1 238	1 466	1 689	1 744	1 744	1 815	1 913	2 003
700152116	921	EMFUNDISWENI PRIMARY SCHOOL	JOHANNESBURG EAST	700152116	PRIMARY	2	YES	YES	31	24	1 200	1 466	1 631	1 587	1 587	1 759	1 864	1 941
700260760	922	EQINISWENI SECONDARY SCHOOL	JOHANNESBURG EAST	700260760	SECONDARY	2	YES	YES	83	10	2 038	1 466	2 743	2 916	2 916	2 988	3 149	3 297
700130336	923	FAIRSAID PRIMARY SCHOOL	JOHANNESBURG EAST	700130336	PRIMARY	5	NO	YES	27	4	673	735	482	457	457	466	522	547
700130344	924	FAIRVIEW JUNIOR SCHOOL	JOHANNESBURG EAST	700130344	PRIMARY	4	YES	YES	20	9	679	1 466	911	944	944	966	1 049	1 088
700150425	925	FAIRWAYS PRIMARY SCHOOL	JOHANNESBURG EAST	700150425	PRIMARY	5	NO	YES	18	3	483	735	336	337	337	355	374	392
700400206	926	GIDEON RAMBULWILI PRIMARY SCHOOL	JOHANNESBURG EAST	700400206	PRIMARY	3	YES	YES	43	33	1 570	1 466	2 135	2 302	2 302	2 302	2 426	2 540
700150516	927	GLENHAZEL PRIMARY SCHOOL	JOHANNESBURG EAST	700150516	PRIMARY	5	NO	YES	29	7	969	735	676	689	689	703	741	776
700152132	928	GORDON PRIMARY SCHOOL	JOHANNESBURG EAST	700152132	PRIMARY	2	YES	YES	39	19	1 357	1 466	1 988	2 014	2 014	1 989	2 096	2 195
700150557	929	H A JACK PRIMARY SCHOOL	JOHANNESBURG EAST	700150557	PRIMARY	5	NO	YES	31	4	874	735	614	610	610	642	677	709
700130484	930	HIGHLANDS NORTH BOYS HIGH SCHOOL	JOHANNESBURG EAST	700130484	SECONDARY	5	NO	YES	31	5	667	735	496	466	466	493	509	533
700130500	931	HILLCREST PRIMARY SCHOOL	JOHANNESBURG EAST	700130500	PRIMARY	5	NO	YES	28	7	908	735	645	629	629	667	703	736
700130542	932	HOUGHTON PRIMARY SCHOOL	JOHANNESBURG EAST	700130542	PRIMARY	5	NO	YES	26	4	577	735	415	401	401	424	447	468
700150556	933	HYDE PARK HIGH SCHOOL	JOHANNESBURG EAST	700150556	SECONDARY	5	NO	YES	44	6	744	735	536	525	525	547	577	604
700130575	934	I H HARRIS PRIMARY SCHOOL	JOHANNESBURG EAST	700130575	PRIMARY	5	NO	YES	26	5	818	735	603	555	555	601	633	663
700152140	935	KAGE PRIMARY SCHOOL	JOHANNESBURG EAST	700152140	PRIMARY	2	YES	YES	37	12	1 181	1 466	1 655	1 681	1 681	1 731	1 824	1 910
700152165	936	KHUTHENIG PRIMARY SCHOOL	JOHANNESBURG EAST	700152165	PRIMARY	2	YES	YES	41	26	1 438	1 466	2 025	1 979	1 979	2 108	2 222	2 326
700152173	937	KHUTHI PRIMARY SCHOOL	JOHANNESBURG EAST	700152173	PRIMARY	2	YES	YES	44	17	1 625	1 466	2 137	2 253	2 253	2 382	2 511	2 629
700400209	938	IVORY PARK SECONDARY SCHOOL	JOHANNESBURG EAST	700400209	SECONDARY	2	YES	YES	60	21	1 934	1 466	2 647	2 813	2 813	2 835	2 988	3 128
700260568	939	IVORY PARK PRIMARY SCHOOL	JOHANNESBURG EAST	700260568	PRIMARY	2	YES	YES	53	26	1 749	1 466	2 537	2 487	2 487	2 564	2 702	2 829
700400407	940	J B MATABANE SECONDARY SCHOOL	JOHANNESBURG EAST	700400407	SECONDARY	1	YES	YES	46	14	1 574	1 466	2 026	2 157	2 157	2 307	2 432	2 546
700130568	941	JEFFE HIGH PREPARATORY SCHOOL	JOHANNESBURG EAST	700130568	PRIMARY	5	NO	YES	37	6	733	735	572	562	562	583	614	643
700130593	942	JEFFE HIGH SCHOOL FOR BOYS	JOHANNESBURG EAST	700130593	SECONDARY	5	NO	YES	65	7	1 029	735	727	726	726	758	797	834
700130541	943	JEFFE HIGH SCHOOL FOR GIRLS	JOHANNESBURG EAST	700130541	SECONDARY	5	NO	YES	60	9	509	735	664	658	658	683	720	754
700130666	944	JOHANNESBURG GIRLS' PREPARATORY SCHOOL	JOHANNESBURG EAST	700130666	PRIMARY	5	NO	YES	41	13	1 029	735	748	717	717	756	797	834
700130690	945	JOHN MITCHELL PRIMARY SCHOOL	JOHANNESBURG EAST	700130690	PRIMARY	5	NO	YES	34	11	962	735	689	683	683	707	745	780
700130302	946	JULES HIGH SCHOOL	JOHANNESBURG EAST	700130302	SECONDARY	5	NO	YES	30	7	882	735	602	620	620	648	683	715
700400078	947	KALFOHLENI PRIMARY SCHOOL	JOHANNESBURG EAST	700400078	PRIMARY	3	YES	YES	56	34	2 064	1 466	2 943	2 856	2 856	3 028	3 189	3 339
700400347	948	KALFOHLENI SECONDARY SCHOOL	JOHANNESBURG EAST	700400347	SECONDARY	2	YES	YES	46	11	1 453	1 466	1 986	2 020	2 020	2 130	2 245	2 351
700261719	949	KANAWA PRIMARY SCHOOL	JOHANNESBURG EAST	700261719	PRIMARY	2	YES	YES	70	13	2 852	1 466	3 658	3 677	3 677	3 888	4 098	4 291
700130724	950	KENSINGTON RIDGE PRIMARY SCHOOL	JOHANNESBURG EAST	700130724	PRIMARY	5	NO	YES	19	4	534	735	381	374	374	392	413	432
700130070	951	KENSINGTON SECONDARY SCHOOL	JOHANNESBURG EAST	700130070	SECONDARY	5	NO	YES	35	8	1 131	735	744	776	776	831	876	917
700130757	952	KING EDWARD VII PREPARATORY SCHOOL	JOHANNESBURG EAST	700130757	PRIMARY	5	NO	YES	39	2	707	735	480	488	488	520	548	574
700130785	953	KING EDWARD VII SCHOOL	JOHANNESBURG EAST	700130785	SECONDARY	5	NO	YES	67	11	1 147	735	793	799	799	843	889	931
700152207	954	KWABHEKILI AKA SECONDARY SCHOOL	JOHANNESBURG EAST	700152207	SECONDARY	4	YES	YES	50	11	1 746	1 466	2 332	2 509	2 509	2 560	2 698	2 825
700150821	955	LAERSKOOI HALF WAY HOUSE PRIMARY SCHOOL	JOHANNESBURG EAST	700150821	PRIMARY	5	NO	YES	56	11	1 673	735	1 176	1 165	1 165	1 230	1 296	1 357
700130815	956	LAERSKOOI KENSINGTON	JOHANNESBURG EAST	700130815	PRIMARY	5	NO	YES	18	5	565	735	391	400	400	415	437	458
700150185	957	BRYANSTON PRIMARY SCHOOL	JOHANNESBURG EAST	700150185	PRIMARY	5	NO	YES	50	8	1 124	735	797	796	796	826	871	912
700130803	958	LEICESTER ROAD PRIMARY SCHOOL	JOHANNESBURG EAST	700130803	PRIMARY	5	NO	YES	25	6	628	735	437	443	443	462	487	510
700130831	959	LIKSFELD PRIMARY SCHOOL	JOHANNESBURG EAST	700130831	PRIMARY	5	NO	YES	23	3	388	735	286	277	277	285	300	314

EMS number	No.	Name of School	District	EMS number	Primary Secondary Combined	Quintile	No Fee Status (Yes/No)	Section 21 Status (Yes/No)	Nr. of Educators	Nr. of non-Educators	Nr. of Learners 2020	Allocation per learner 2020	Main Appropriation	Adjusted Appropriation	Revised estimate	Medium term estimates		
																R'000		
																2019/20	2020/21	2021/22
700150970	950	LYDIAHURST PRIMARY SCHOOL	JOHANNESBURG EAST	700150970	PRIMARY	5	NO	YES	26	5	862	735	592	606	606	634	668	699
700152266	961	N/O WELER PRIMARY SCHOOL	JOHANNESBURG EAST	700152266	PRIMARY	2	YES	YES	43	19	1 457	1 466	2 071	2 045	2 045	2 136	2 251	2 357
700150864	952	MALVERN HIGH SCHOOL	JOHANNESBURG EAST	700150864	SECONDARY	4	NO	YES	31	6	1 045	735	637	727	727	768	809	847
700130877	963	MALVERN PRIMARY SCHOOL	JOHANNESBURG EAST	700130877	PRIMARY	4	NO	YES	26	7	851	735	664	669	669	689	737	772
700400190	964	MAPHUTHA SECONDARY SCHOOL	JOHANNESBURG EAST	700400190	SECONDARY	4	YES	YES	54	13	1 746	1 462	2 413	2 474	2 474	2 580	2 658	2 825
700150029	985	MARLBORO GARDENS SECONDARY SCHOOL	JOHANNESBURG EAST	700150029	SECONDARY	5	NO	YES	50	11	1 368	735	955	967	967	1 005	1 059	1 109
700400076	966	MAYIDUYE PRIMARY SCHOOL	JOHANNESBURG EAST	700400076	PRIMARY	2	YES	YES	55	25	1 904	1 468	2 687	2 726	2 726	2 791	2 942	3 080
700150279	967	MIDRAND ENGLISH MEDIUM PRIMARY SCHOOL	JOHANNESBURG EAST	700150279	PRIMARY	5	NO	YES	42	9	1 197	735	853	841	841	880	926	972
700150987	968	MIDRAND PARALLEL MEDIUM HIGH SCHOOL	JOHANNESBURG EAST	700150987	SECONDARY	5	NO	YES	55	8	1 248	735	828	880	880	917	957	1 012
700291081	969	MIKATEKA PRIMARY SCHOOL	JOHANNESBURG EAST	700291081	PRIMARY	2	YES	YES	56	31	2 063	1 466	2 519	2 509	2 509	3 024	3 187	3 337
700152264	970	MINERVA SECONDARY SCHOOL	JOHANNESBURG EAST	700152264	SECONDARY	2	YES	YES	49	10	1 072	1 468	1 624	1 485	1 485	1 572	1 657	1 735
700151019	971	MONTROSE PRIMARY SCHOOL	JOHANNESBURG EAST	700151019	PRIMARY	5	NO	YES	43	6	785	735	582	572	572	577	608	637
700400362	972	NOORDWYK SECONDARY SCHOOL	JOHANNESBURG EAST	700400362	SECONDARY	5	NO	YES	43	4	1 206	735	791	838	838	888	936	980
700151050	973	NORTHVIEW HIGH SCHOOL	JOHANNESBURG EAST	700151050	SECONDARY	5	NO	YES	39	9	1 183	735	808	816	816	870	917	960
700131052	974	NORWOOD PRIMARY SCHOOL	JOHANNESBURG EAST	700131052	PRIMARY	5	NO	YES	33	5	942	735	671	712	712	692	729	763
700131078	975	OBSERVATORY EAST PRIMARY SCHOOL	JOHANNESBURG EAST	700131078	PRIMARY	5	NO	YES	18	6	556	735	378	379	379	409	431	451
700131086	976	OBSERVATORY GIRLS' PRIMARY SCHOOL	JOHANNESBURG EAST	700131086	PRIMARY	5	NO	YES	22	6	634	735	462	445	445	466	491	514
700131102	977	GRAINKE GROVE PRIMARY SCHOOL	JOHANNESBURG EAST	700131102	PRIMARY	5	NO	YES	40	6	1 367	735	899	958	958	1 005	1 059	1 109
700130799	978	ORCHARDS PRIMARY SCHOOL	JOHANNESBURG EAST	700130799	PRIMARY	5	NO	YES	29	7	821	735	567	576	576	603	636	666
700269699	979	P.S. TSCANE PRIMARY SCHOOL	JOHANNESBURG EAST	700269699	PRIMARY	2	YES	YES	62	36	2 013	1 466	2 870	2 816	2 816	2 951	3 110	3 256
700151126	980	PARKHURST PRIMARY SCHOOL	JOHANNESBURG EAST	700151126	PRIMARY	5	NO	YES	22	5	531	735	385	389	389	390	411	430
700131128	981	PARKTOWN BOYS' HIGH SCHOOL	JOHANNESBURG EAST	700131128	SECONDARY	5	NO	YES	57	8	867	735	628	610	610	637	671	703
700133512	982	PARKTOWN PUBLIC SCHOOL	JOHANNESBURG EAST	700133512	PRIMARY	5	NO	YES	26	6	781	735	560	547	547	574	605	633
700152298	983	PHOLOSHO PRIMARY SCHOOL	JOHANNESBURG EAST	700152298	SECONDARY	2	YES	YES	30	10	1 081	1 466	1 452	1 554	1 554	1 585	1 671	1 750
700400128	984	FOKELOFEL ORACLE SECONDARY SCHOOL	JOHANNESBURG EAST	700400128	SECONDARY	3	YES	YES	35	22	1 181	1 466	1 673	1 686	1 686	1 731	1 824	1 910
700131526	985	QUEEN'S HIGH SCHOOL	JOHANNESBURG EAST	700131526	SECONDARY	5	NO	YES	58	10	1 293	735	952	924	924	950	1 001	1 048
700152314	986	REALO SECONDARY SCHOOL	JOHANNESBURG EAST	700152314	SECONDARY	2	YES	YES	66	11	1 879	1 466	2 596	2 672	2 672	2 795	2 904	3 040
700281107	987	REBOJIVE PRIMARY SCHOOL	JOHANNESBURG EAST	700281107	PRIMARY	2	YES	YES	54	37	2 068	1 466	2 882	2 856	2 856	3 032	3 196	3 346
700151340	988	REMBRANDT PARK PRIMARY SCHOOL	JOHANNESBURG EAST	700151340	PRIMARY	5	NO	YES	45	9	1 096	735	766	768	768	807	851	891
700152322	989	RIVERSANDS PRIMARY FARM SCHOOL	JOHANNESBURG EAST	700152322	PRIMARY	4	YES	YES	26	15	1 230	1 466	1 682	1 725	1 725	1 803	1 900	1 989
700151407	990	RIVONIA PRIMARY SCHOOL	JOHANNESBURG EAST	700151407	PRIMARY	5	NO	YES	50	6	794	735	577	569	569	584	618	645
700151456	991	ROSEBANK PRIMARY SCHOOL	JOHANNESBURG EAST	700151456	PRIMARY	5	NO	YES	28	7	530	735	381	376	376	390	411	430
700131409	992	ROSEBANK PRIMARY SCHOOL	JOHANNESBURG EAST	700131409	PRIMARY	4	NO	YES	35	10	1 148	735	804	796	796	844	890	932
700151498	993	SANDOWN HIGH SCHOOL	JOHANNESBURG EAST	700151498	SECONDARY	5	NO	YES	28	4	802	735	480	547	547	589	621	650
700131441	994	SANDRIVASHAM HIGH SCHOOL	JOHANNESBURG EAST	700131441	SECONDARY	5	NO	YES	40	7	987	735	715	721	721	725	764	800
700150318	995	SANDTONVIEW COMBINED SCHOOL	JOHANNESBURG EAST	700150318	SECONDARY	5	NO	YES	45	9	1 242	735	977	866	866	913	952	1 007
700131466	996	SAXONWOLD PRIMARY SCHOOL	JOHANNESBURG EAST	700131466	PRIMARY	5	NO	YES	22	5	440	735	312	305	305	323	340	356
700400359	997	SEDI LAKA PRIMARY SCHOOL	JOHANNESBURG EAST	700400359	PRIMARY	2	YES	YES	48	19	1 816	1 466	2 434	2 592	2 592	2 662	2 806	2 938

EMIS number	No.	Name of School	District	EMIS number	Primary Secondary Combined	Quintile	No Fee Status (Yes/No)	Section 21 Status (Yes/No)	No. of Educators	No. of non-Educators	No. of Learners 2020	Allocation per learner 2020	Main Appropriation	Adjusted Appropriation	Revised estimate	Medium term estimates																		
																R000																		
																2019/20																		
																R000																		
																2020/21																		
																2021/22																		
																2022/23																		
700152330	998	SEKKEG PRIMARY SCHOOL	JOHANNESBURG EAST	700152330	PRIMARY	4	YES	YES	17	12	407	1 466	641	569	569	597	629	639																
700131508	999	SIR EDMUND HILLARY PRIMARY SCHOOL	JOHANNESBURG EAST	700131508	PRIMARY	5	NO	YES	25	9	844	735	563	563		620	653	684																
700152355	1000	SKEEH PRIMARY SCHOOL	JOHANNESBURG EAST	700152355	PRIMARY	2	YES	YES	36	21	1 570	1 466	2 132	2 199	2 199	2 302	2 426	2 540																
700132985	1001	ST ENDA'S SECONDARY SCHOOL	JOHANNESBURG EAST	700132985	SECONDARY	5	NO	YES	21	5	568	735	430	473	473	417	440	461																
700131596	1002	SUMMERWOOD PRIMARY SCHOOL	JOHANNESBURG EAST	700131596	PRIMARY	5	NO	YES	29	6	845	735	590	566	566	622	656	687																
700131714	1003	TROYEVILLE PRIMARY SCHOOL	JOHANNESBURG EAST	700131714	PRIMARY	4	NO	YES	26	4	844	735	628	625	625	620	653	684																
700400115	1004	TSOSOLOSO YA AFRICA SECONDARY SCHOOL	JOHANNESBURG EAST	700400115	SECONDARY	3	YES	YES	50	13	1 474	1 466	1 957	2 050	2 050	2 161	2 278	2 385																
700261420	1005	UMOHLE SECONDARY SCHOOL	JOHANNESBURG EAST	700261420	SECONDARY	2	YES	YES	68	17	1 967	1 466	2 547	2 772	2 772	2 984	3 040	3 183																
700151910	1006	WATERLEY GIRLS' HIGH SCHOOL	JOHANNESBURG EAST	700151910	SECONDARY	5	NO	YES	47	7	1 107	735	790	781	781	814	858	898																
700151928	1007	WHIDYWOOD HIGH SCHOOL	JOHANNESBURG EAST	700151928	SECONDARY	5	NO	YES	38	6	753	735	526	526	526	553	583	610																
700151944	1008	WENDYWOOD PRIMARY SCHOOL	JOHANNESBURG EAST	700151944	PRIMARY	5	NO	YES	50	7	957	735	860	867	867	703	741	775																
700131730	1009	YEOVILLE BOYS' PRIMARY SCHOOL	JOHANNESBURG EAST	700131730	PRIMARY	4	YES	YES	36	8	1 130	1 466	1 597	1 572	1 572	1 657	1 746	1 828																
700131748	1010	YEOVILLE COMMUNITY SCHOOL	JOHANNESBURG EAST	700131748	PRIMARY	4	NO	YES	26	9	805	735	620	565	565	592	624	653																
700152421	1011	ZENZELENI PRIMARY SCHOOL	JOHANNESBURG EAST	700152421	PRIMARY	2	YES	YES	35	19	1 238	1 466	1 761	1 764	1 764	1 815	1 913	2 003																
700400530	1012	DAVID MAKHUBO SECONDARY SCHOOL	JOHANNESBURG EAST	700400530	SECONDARY	2	YES	YES	30	2	1 205	1 466	1 611	1 699	1 699	1 768	1 863	1 951																
700400684	1013	HOORDWYK PRIMARY SCHOOL	JOHANNESBURG EAST	700400684	PRIMARY	5	NO	YES	32	4	962	735	1 374	689	689	722	761	797																
700400663	1014	HJORTH RIDING SECONDARY SCHOOL	JOHANNESBURG NORTH	700400663	SECONDARY	5	YES	YES	43	3	775	1 466	1 006	1 077	1 077	1 136	1 197	1 253																
700400585	1015	FAR NORTH SECONDARY SCHOOL	JOHANNESBURG NORTH	700400585	SECONDARY	1	YES	YES	27	10	1 121	1 466	1 360	1 655	1 655	1 643	1 732	1 813																
700121590	1016	MOTJOLI PRIMARY SCHOOL	JOHANNESBURG NORTH	700121590	PRIMARY	3	YES	YES	12	9	378	1 466	563	535	535	554	584	611																
700131805	1017	AB XUMA PRIMARY SCHOOL	JOHANNESBURG NORTH	700131805	PRIMARY	3	YES	YES	28	10	855	1 466	1 229	1 184	1 184	1 253	1 321	1 393																
700140392	1018	GAPEDI PRIMARY SCHOOL	JOHANNESBURG NORTH	700140392	PRIMARY	2	YES	YES	19	11	637	1 466	900	888	888	934	984	1 030																
700121228	1019	BATSOILE PRIMARY SCHOOL	JOHANNESBURG NORTH	700121228	PRIMARY	3	YES	YES	13	11	410	1 466	556	563	563	601	633	663																
700140012	1020	BENJARD ISAACS PRIMARY SCHOOL	JOHANNESBURG NORTH	700140012	PRIMARY	4	NO	YES	35	10	1 285	735	989	894	894	944	995	1 042																
700152033	1021	BLAIR ATHOLL PRIMARY FARM SCHOOL	JOHANNESBURG NORTH	700152033	PRIMARY	1	YES	YES	25	13	1 002	1 466	1 306	1 407	1 407	1 468	1 548	1 621																
700121475	1022	LEHLO PRIMARY SCHOOL	JOHANNESBURG NORTH	700121475	PRIMARY	3	YES	YES	10	2	266	1 466	416	400	400	393	414	433																
700150110	1023	BLAIRGOWRIE PRIMARY SCHOOL	JOHANNESBURG NORTH	700150110	PRIMARY	5	NO	YES	26	5	771	735	548	543	543	567	598	626																
700400391	1024	BLUE EAGLE HIGH SCHOOL	JOHANNESBURG NORTH	700400391	SECONDARY	1	YES	YES	33	12	1 101	1 466	1 483	1 551	1 551	1 614	1 701	1 781																
700140400	1025	BOEPAKITSO PRIMARY SCHOOL	JOHANNESBURG NORTH	700140400	PRIMARY	3	YES	YES	32	17	1 060	1 466	1 606	1 503	1 503	1 583	1 668	1 746																
700131951	1026	BOHA COMPREHENSIVE SCHOOL	JOHANNESBURG NORTH	700131951	SECONDARY	3	YES	YES	30	12	706	1 466	1 209	1 133	1 133	1 035	1 091	1 142																
700140418	1027	BOPANJANG PRIMARY SCHOOL	JOHANNESBURG NORTH	700140418	PRIMARY	4	YES	YES	13	4	334	1 466	607	449	449	450	516	540																
700140426	1028	BOPASEWATLA SECONDARY SCHOOL	JOHANNESBURG NORTH	700140426	SECONDARY	3	YES	YES	14	7	407	1 466	655	582	582	597	629	659																
700150136	1029	BORDEAUX PRIMARY SCHOOL	JOHANNESBURG NORTH	700150136	PRIMARY	5	NO	YES	29	6	940	735	640	666	666	691	728	762																
700140020	1030	BOSMONT PRIMARY SCHOOL	JOHANNESBURG NORTH	700140020	PRIMARY	5	NO	YES	33	18	911	735	652	631	631	670	706	739																
700133140	1031	BREE PRIMARY SCHOOL	JOHANNESBURG NORTH	700133140	PRIMARY	5	NO	YES	24	6	794	735	521	558	558	584	616	645																
700140036	1032	CHRIS BOTHA SECONDARY SCHOOL	JOHANNESBURG NORTH	700140036	SECONDARY	5	NO	YES	30	7	866	735	624	604	604	637	671	703																
700140160	1033	CLIFFVIEW PRIMARY SCHOOL	JOHANNESBURG NORTH	700140160	PRIMARY	5	NO	YES	62	8	862	735	634	611	611	634	688	699																
700140053	1034	CORONA WILLE SECONDARY SCHOOL	JOHANNESBURG NORTH	700140053	SECONDARY	4	NO	YES	28	8	889	735	625	617	617	653	680	720																
700400179	1035	COSMO CITY JUNIOR PRIMARY SCHOOL	JOHANNESBURG NORTH	700400179	PRIMARY	1	YES	YES	46	16	1 747	1 466	1 947	2 437	2 437	2 581	2 699	2 825																
700400178	1036	COSMO CITY PRIMARY NO 1 SCHOOL	JOHANNESBURG NORTH	700400178	PRIMARY	1	YES	YES	40	15	1 595	1 466	1 994	2 237	2 237	2 338	2 464	2 580																
700400180	1037	COSMO CITY SECONDARY SCHOOL	JOHANNESBURG NORTH	700400180	SECONDARY	1	YES	YES	47	13	1 749	1 466	2 123	2 521	2 521	2 564	2 702	2 829																
700400212	1038	COSMO CITY WEST PRIMARY SCHOOL	JOHANNESBURG NORTH	700400212	PRIMARY	1	YES	YES	44	17	1 742	1 466	2 350	2 455	2 455	2 554	2 692	2 819																
700133470	1039	CROWN REEF PRIMARY MINE SCHOOL	JOHANNESBURG NORTH	700133470	PRIMARY	4	YES	YES	13	8	482	1 466	590	705	705	707	745	780																
700140434	1040	DIEPSLOOT SECONDARY SCHOOL	JOHANNESBURG NORTH	700140434	SECONDARY	3	YES	YES	25	11	778	1 466	965	1 161	1 161	1 141	1 203	1 260																
700400010	1041	DIEPSLOOT COMBINED SCHOOL	JOHANNESBURG NORTH	700400010	SECONDARY	1	YES	YES	65	22	2 148	1 466	2 754	2 954	2 954	3 149	3 319	3 475																
700400423	1042	DIEPSLOOT PRIMARY SCHOOL	JOHANNESBURG NORTH	700400423	PRIMARY	1	YES	YES	40	16	1 418	1 466	1 931	1 982	1 982	2 079	2 191	2 294																
700400424	1043	DIEPSLOOT SECONDARY SCHOOL NO. 2	JOHANNESBURG NORTH	700400424	SECONDARY	1	YES	YES	28	12	1 100	1 466	1 425	1 560	1 560	1 612	1 700	1 780																
700400517	1044	DIEPSLOOT SECONDARY SCHOOL NO. 4	JOHANNESBURG NORTH	700400517	SECONDARY	1	YES	YES	27	10	931	1 466	1 016	1 262	1 262	1 365	1 439	1 507																
700400146	1045	DIEPSLOOT WEST SECONDARY SCHOOL	JOHANNESBURG NORTH	700400146	SECONDARY	1	YES	YES	36	15	1 237	1 466	1 771	1 704	1 704	1 813	1 911	2 001																
700132066	1046	DITAU PRIMARY SCHOOL	JOHANNESBURG NORTH	700132066	PRIMARY	3	YES	YES	14	12	387	1 466	629	571	571	582	613	642																
700132070	1047	DITAWAJA PRIMARY SCHOOL	JOHANNESBURG NORTH	700132070	PRIMARY	3	YES	YES	12	11	313	1 466	471	439	439	459	484	507																
700141219	1048	DOHLINGLAMI PRIMARY SCHOOL	JOHANNESBURG NORTH	700141219	PRIMARY	4	NO	YES	33	10	1 120	735	774	784	784	823	867	908																
700140442	1049	DUMEZWEH PRIMARY SCHOOL	JOHANNESBURG NORTH	700140442	PRIMARY	4	YES	YES	29	14	775	1 466	1 205	1 109	1 109	1 136	1 197	1 253																
700140467	1050	EKUTHULENI PRIMARY SCHOOL	JOHANNESBURG NORTH	700140467	PRIMARY	3	YES	YES	16	8	462	1 466	707	641	641	677	714	745																
700130310	1051	EMMENTHIA PRIMARY SCHOOL	JOHANNESBURG NORTH	700130310	PRIMARY	5	NO	YES	26	3	455	735	342	321	321	335	353	370																
700121301	1052	EMSHUKHATAMBO SECONDARY SCHOOL	JOHANNESBURG NORTH	700121301	SECONDARY	3	YES	YES	46	9	1 287	1 466	1 934	1 783	1 783	1 901	2 004	2 098																
700130286	1053	EP BAUMAH PRIMARY SCHOOL	JOHANNESBURG NORTH	700130286	PRIMARY	5	NO	YES	36	8	835	735	586	588	588	614	647	677																
700141234	1054	EVEREST PRIMARY SCHOOL	JOHANNESBURG NORTH	700141234	PRIMARY	4	YES	YES	26	6	987	1 466	1 314	1 371	1 371	1 447	1 525	1 597																
700121335	1055	FARESANI PRIMARY SCHOOL	JOHANNESBURG NORTH	700121335	PRIMARY	4	YES	YES	11	2	352	1 466	501	493	493	516	544	570																
700150441	1056	FERRIDALE HIGH SCHOOL	JOHANNESBURG NORTH	700150441	SECONDARY	5	NO	YES	32	5	813	735	528	564	564	588	630	660																
700140617	1057	FIDELITAS COMPREHENSIVE S.	JOHANNESBURG NORTH	700140617	SECONDARY	3	YES	YES	46	14	1 331	1 466	1 927	1 906	1 906	1 951	2 056	2 153																
700140595	1058	FONSI LUMINIS SECONDARY SCHOOL	JOHANNESBURG NORTH	700140595	SECONDARY	4	YES	YES	45	1																								

EMIS number	No.	Name of School	District	EMIS number	Primary Secondary Combined	Quintile	No Fee Status (Yes/No)	Section 21 Status (Yes/No)	Nr of Educators	Nr of non-Educators	Nr of Learners 2020	Allocation per learner 2020	Main Appropriation	Adjusted Appropriation	Revised estimate	Medium term estimates		
																R'000		2022/23
																2019/20	2020/21	
700140533	1062	GIYANI PRIMARY SCHOOL	JOHANNESBURG NORTH	700140533	PRIMARY	3	YES	YES	13	11	345	1 466	533	473	473	508	533	558
700140601	1063	GR HARRIS PRIMARY SCHOOL	JOHANNESBURG NORTH	700140601	PRIMARY	5	YES	YES	31	11	1 036	1 466	1 484	1 464	1 464	1 519	1 601	1 676
700130427	1064	GREENSIDE HIGH SCHOOL	JOHANNESBURG NORTH	700130427	SECONDARY	5	NO	YES	67	7	1 023	735	703	718	718	762	793	830
700130443	1065	GREENSIDE PRIMARY SCHOOL	JOHANNESBURG NORTH	700130443	PRIMARY	5	NO	YES	24	5	538	735	362	378	378	385	416	436
700131276	1066	HESPERUS PRIMARY SCHOOL	JOHANNESBURG NORTH	700131276	PRIMARY	5	NO	YES	5	2	102	735	65	70	70	75	79	83
700130559	1067	HOKR TEGEMSE SKOOL LANGLAAGTE	JOHANNESBURG NORTH	700130559	SECONDARY	5	NO	YES	34	8	846	735	488	467	467	475	501	525
700150623	1068	HOERSKOO LINDEN	JOHANNESBURG NORTH	700150623	SECONDARY	5	NO	YES	52	5	737	735	532	523	523	542	571	596
700150631	1069	HOERSKOO RANDBURG	JOHANNESBURG NORTH	700150631	SECONDARY	5	NO	YES	50	5	729	735	530	517	517	536	565	592
700140166	1070	HOERSKOOLO VORENTOE	JOHANNESBURG NORTH	700140166	SECONDARY	5	NO	YES	50	8	1 251	735	877	876	876	919	969	1 015
700130054	1071	HUGENOOT PRIMARY SCHOOL	JOHANNESBURG NORTH	700130054	PRIMARY	5	NO	YES	21	5	850	735	446	455	455	478	504	528
700150984	1072	I R GRIFITH PRIMARY SCHOOL	JOHANNESBURG NORTH	700150984	PRIMARY	5	NO	YES	39	9	714	735	502	502	502	525	553	579
700140558	1073	IKANENG PRIMARY SCHOOL	JOHANNESBURG NORTH	700140558	PRIMARY	4	YES	YES	41	23	1 173	1 466	1 749	1 650	1 650	1 720	1 813	1 898
700140590	1074	IKWIKWIKWEZI PRIMARY SCHOOL	JOHANNESBURG NORTH	700140590	PRIMARY	3	YES	YES	18	12	551	1 466	804	776	776	808	852	892
700140808	1075	IPLOKENG PRIMARY SCHOOL	JOHANNESBURG NORTH	700140808	PRIMARY	4	YES	YES	17	15	445	1 466	701	652	652	652	687	719
700152181	1076	ITIRELF-ZEHELF COMPREHENSIVE SCHOOL	JOHANNESBURG NORTH	700152181	SECONDARY	1	YES	YES	37	10	1 315	1 466	1 863	1 863	1 863	1 928	2 032	2 128
700132332	1077	JOB RATHBE PRIMARY SCHOOL	JOHANNESBURG NORTH	700132332	SECONDARY	3	YES	YES	23	11	829	1 466	1 030	1 134	1 134	1 215	1 281	1 341
700130052	1078	JOHANNESBURG SECONDARY SCHOOL	JOHANNESBURG NORTH	700130052	SECONDARY	5	NO	YES	40	9	1 198	735	774	832	832	881	929	973
700140616	1079	JS MAFANZA PRIMARY SCHOOL	JOHANNESBURG NORTH	700140616	PRIMARY	3	YES	YES	19	17	588	1 466	902	930	930	882	909	952
700121459	1080	KHAMDIBULE PRIMARY SCHOOL	JOHANNESBURG NORTH	700121459	PRIMARY	4	YES	YES	10	2	238	1 466	353	324	324	349	368	385
700140640	1081	KHOMATHI PRIMARY SCHOOL	JOHANNESBURG NORTH	700140640	PRIMARY	3	YES	YES	34	23	1 103	1 466	1 466	1 500	1 500	1 517	1 704	1 784
700152223	1082	KWENA NOLAPO COMPREHENSIVE FARM SCHOOL	JOHANNESBURG NORTH	700152223	SECONDARY	2	YES	YES	26	7	891	1 466	1 151	1 236	1 236	1 308	1 377	1 442
700150797	1083	LAERSKOO BOSKOP	JOHANNESBURG NORTH	700150797	PRIMARY	5	NO	YES	49	16	1 341	735	943	942	942	986	1 039	1 088
700140228	1084	LAERSKOO CLAREMONT	JOHANNESBURG NORTH	700140228	PRIMARY	3	YES	YES	22	9	662	1 466	885	940	940	970	1 022	1 070
700140236	1085	LAERSKOOLESERANZA	JOHANNESBURG NORTH	700140236	PRIMARY	5	NO	YES	35	8	826	735	582	588	588	607	640	670
700140244	1086	LAERSKOO FARLAND	JOHANNESBURG NORTH	700140244	PRIMARY	5	NO	YES	64	7	1 055	735	750	749	749	775	817	855
700150813	1087	LAERSKOOLO FONTAINEBLEAU	JOHANNESBURG NORTH	700150813	PRIMARY	5	NO	YES	42	5	666	735	480	468	468	480	516	540
700140251	1088	LAERSKOOLO GEHEERAAI CHRISTIAAN DE WET	JOHANNESBURG NORTH	700140251	PRIMARY	5	NO	YES	26	5	693	735	485	479	479	509	536	561
700140259	1089	LAERSKOOLO JIM FOUICHE	JOHANNESBURG NORTH	700140259	PRIMARY	5	NO	YES	27	9	769	735	563	567	567	585	586	624
700150839	1090	LAERSKOOLOUW GELDENHUIS	JOHANNESBURG NORTH	700150839	PRIMARY	5	NO	YES	42	4	732	735	543	516	516	538	567	594
700140277	1091	LAERSKOOLO PIET VAN VUUREN	JOHANNESBURG NORTH	700140277	PRIMARY	5	NO	YES	27	9	890	735	598	602	602	632	666	697
700150847	1092	LAERSKOOLO UNIKA	JOHANNESBURG NORTH	700150847	PRIMARY	5	NO	YES	38	5	676	735	493	479	479	497	524	549
700132399	1093	LERATONG PRIMARY SCHOOL	JOHANNESBURG NORTH	700132399	PRIMARY	3	YES	YES	21	14	580	1 466	854	806	806	850	886	938
700132407	1094	LERESCHE PRIMARY SCHOOL	JOHANNESBURG NORTH	700132407	PRIMARY	3	YES	YES	16	10	602	1 466	911	849	849	883	931	975
700400421	1095	LION PARK PRIMARY SCHOOL	JOHANNESBURG NORTH	700400421	PRIMARY	1	YES	YES	35	15	1 262	1 466	1 734	1 739	1 739	1 650	1 950	2 042
700132446	1096	LOFTENST GIRLS HIGH SCHOOL	JOHANNESBURG NORTH	700132446	SECONDARY	3	YES	YES	33	7	1 178	1 466	1 610	1 675	1 675	1 727	1 820	1 906
700132452	1097	LUKHOLWENI PRIMARY SCHOOL	JOHANNESBURG NORTH	700132452	PRIMARY	3	YES	YES	22	15	779	1 466	1 137	1 068	1 068	1 142	1 204	1 251
700121517	1098	LULAWA PRIMARY SCHOOL	JOHANNESBURG NORTH	700121517	PRIMARY	3	YES	YES	8	2	274	1 466	394	392	392	402	424	444
700140756	1099	MADIBATHA COMPREHENSIVE SCHOOL	JOHANNESBURG NORTH	700140756	SECONDARY	2	YES	YES	18	7	653	1 466	686	938	938	967	1 009	1 056
700140764	1100	MAKGWELI PRIMARY SCHOOL	JOHANNESBURG NORTH	700140764	PRIMARY	3	YES	YES	13	10	420	1 466	600	587	587	616	649	680
700152157	1101	MASAKHAIJE-TSHELELOPELE FS-EX-MPUMELELO-ZANDSPRUIT	JOHANNESBURG NORTH	700152157	PRIMARY	1	YES	YES	26	17	1 002	1 466	1 263	1 348	1 348	1 469	1 548	1 621
700121541	1102	MIDELWA HLONGWANE PRIMARY SCHOOL	JOHANNESBURG NORTH	700121541	PRIMARY	4	YES	YES	27	17	971	1 466	1 362	1 376	1 376	1 423	1 500	1 571
700130969	1103	MELPARK PRIMARY SCHOOL	JOHANNESBURG NORTH	700130969	PRIMARY	5	NO	YES	32	7	700	735	504	491	491	515	543	569
700152827	1104	MUSENJA VHAZIMU PRIMARY SCHOOL	JOHANNESBURG NORTH	700152827	PRIMARY	1	YES	YES	49	20	1 912	1 466	2 587	2 597	2 597	2 803	2 964	3 063
700121609	1105	MUSI COMPREHENSIVE	JOHANNESBURG NORTH	700121609	SECONDARY	5	YES	YES	43	12	1 481	1 466	1 893	2 046	2 046	2 171	2 288	2 386
700152454	1106	MUZOMIHLI	JOHANNESBURG NORTH	700152454	PRIMARY	1	YES	YES	59	11	2 304	1 466	3 125	3 122	3 122	3 378	3 560	3 727
700140848	1107	NAMEDI SECONDARY SCHOOL	JOHANNESBURG NORTH	700140848	SECONDARY	2	YES	YES	27	6	832	1 466	1 171	1 179	1 179	1 220	1 286	1 346
700140855	1108	NANDI PRIMARY SCHOOL	JOHANNESBURG NORTH	700140855	PRIMARY	4	YES	YES	11	9	306	1 466	372	416	416	440	473	495
700141203	1109	NEWCLARE PRIMARY SCHOOL	JOHANNESBURG NORTH	700141203	PRIMARY	4	YES	YES	29	15	994	1 466	1 369	1 387	1 387	1 457	1 536	1 608
700140379	1110	NOORDGESIG PRIMARY SCHOOL	JOHANNESBURG NORTH	700140379	PRIMARY	4	YES	YES	42	26	1 563	1 466	2 126	2 158	2 158	2 321	2 446	2 561
700140507	1111	NOORDKXK-SIG SECONDARY SCHOOL	JOHANNESBURG NORTH	700140507	SECONDARY	4	NO	YES	46	10	1 244	735	904	885	885	914	963	1 008
700140285	1112	NORTHCLIFF HIGH SCHOOL	JOHANNESBURG NORTH	700140285	SECONDARY	5	NO	YES	85	11	1 528	735	1 058	1 085	1 085	1 123	1 184	1 240
700140293	1113	NORTHCLIFF PRIMARY SCHOOL	JOHANNESBURG NORTH	700140293	PRIMARY	5	NO	YES	34	6	872	735	623	613	613	641	676	708
700132670	1114	ORLANDO SECONDARY SCHOOL	JOHANNESBURG NORTH	700132670	SECONDARY	3	YES	YES	24	12	538	1 466	667	809	809	789	832	871
700230274	1115	PARADISE BEHOLD PRIMARY SCHOOL	JOHANNESBURG NORTH	700230274	PRIMARY	1	YES	YES	37	12	1 402	1 466	1 854	1 950	1 950	2 055	2 166	2 268
700131136	1116	PARKTOWN GIRLS' HIGH SCHOOL	JOHANNESBURG NORTH	700131136	SECONDARY	5	NO	YES	66	9	1 082	735	774	759	759	795	838	877
700131177	1117	PARKVIEW JUNIOR SCHOOL	JOHANNESBURG NORTH	700131177	PRIMARY	5	NO	YES	16	3	247	735	175	171	171	182	192	201
700131193	1118	PARKVIEW SENIOR SCHOOL	JOHANNESBURG NORTH	700131193	PRIMARY	5	NO	YES	20	3	350	735	245	243	243	257	271	284
700121673	1119	PAUL MOSAKA PRIMARY SCHOOL	JOHANNESBURG NORTH	700121673	PRIMARY	4	YES	YES	22	20	749	1 466	966	1 040	1 040	1 096	1 157	1 211
700121707	1120	PRIMULI PRIMARY SCHOOL	JOHANNESBURG NORTH	700121707	PRIMARY	4	YES	YES	11	2	298	1 466	475	413	413	437	461	483
700121715	1121	PROGRESS COMPREHENSIVE SCHOOL	JOHANNESBURG NORTH	700121715	SECONDARY	5	YES	YES	46	23	1 295	1 466	1 996	1 875	1 875	1 898	2 000	2 094
700140889	1122	QHOKOSHANE PRIMARY SCHOOL	JOHANNESBURG NORTH	700140889	PRIMARY	4	YES	YES	13	10	368	1 466	554	525	525	530	568	585
700140095	1123	R.W.FICK SECONDARY SCHOOL	JOHANNESBURG NORTH	700140095	SECONDARY	5	NO	YES	31	6	979	735	707	680	680	729	759	795
700151241	1124	RAND PARK HIGH SCHOOL	JOHANNESBURG NORTH	700151241	SECONDARY	5	NO	YES	81	11	1 470	735	1 039	1 027	1 027	1 080	1 138	1 191
700400662	1125	BRITTON PRIMARY SCHOOL	JOHANNESBURG NORTH	700400662	PRIMARY	5	YES	YES	24	1	727	1 466	1 007	1 038	1 038	1 066	1 124	1 177

EMS number	No	Name of School	District	EMS number	Primary Secondary Combined	Quintile	No Fee Status (Yes/No)	Section 21 Status (Yes/No)	Nr. of Educators	Nr. of non-Educators	Nr. of Learners 2020	Allocation per learner 2020	Main Appropriation	Adjusted Appropriation	Revised estimate	Medium term estimates		
																R'000		
																2018/20		
																2020/21	2021/22	2022/23
700151258	1126	RAHO PARK PRIMARY SCHOOL	JOHANNESBURG NORTH	700151258	PRIMARY	5	NO	YES	34	7	1 012	735	707	707	707	744	784	821
700400237	1127	RESHOMILE PRIMARY SCHOOL	JOHANNESBURG NORTH	700400237	PRIMARY	1	YES	YES	39	21	1 348	1 466	1 869	1 813	1 813	1 976	2 083	2 181
700151365	1128	RISDALE PRIMARY SCHOOL	JOHANNESBURG NORTH	700151365	PRIMARY	5	NO	YES	36	6	791	735	557	546	546	581	612	641
700140103	1129	RIVERHIA PRIMARY SCHOOL	JOHANNESBURG NORTH	700140103	PRIMARY	3	YES	YES	27	17	834	1 466	1 205	1 163	1 163	1 223	1 289	1 350
700140111	1130	RIVERLEA SECONDARY SCHOOL	JOHANNESBURG NORTH	700140111	SECONDARY	3	YES	YES	28	7	791	1 466	1 120	1 112	1 112	1 160	1 223	1 280
700151415	1131	ROBIN HILLS PRIMARY SCHOOL	JOHANNESBURG NORTH	700151415	PRIMARY	5	NO	YES	26	5	780	735	469	547	547	575	606	634
700131367	1132	ROOSEVELT HIGH SCHOOL	JOHANNESBURG NORTH	700131367	SECONDARY	5	NO	YES	60	7	1 415	735	504	965	965	1 040	1 096	1 148
700132902	1133	SKELLEKHA SECONDARY SCHOOL	JOHANNESBURG NORTH	700132902	SECONDARY	3	YES	YES	40	10	1 129	1 466	1 662	1 522	1 522	1 856	1 744	1 826
700132610	1134	SELOPE THEMBA PRIMARY SCHOOL	JOHANNESBURG NORTH	700132610	PRIMARY	3	YES	YES	11	8	327	1 466	443	446	446	479	505	529
700400710	1135	SGODIPHOLI SECONDARY SCHOOL	JOHANNESBURG NORTH	700400710	SECONDARY	1	YES	YES	36	8	1 047	1 466	1 491	1 518	1 518	1 536	1 618	1 684
700151548	1136	SHARONLEA PRIMARY SCHOOL	JOHANNESBURG NORTH	700151548	PRIMARY	5	NO	YES	52	11	1 310	735	882	915	915	963	1 015	1 063
700152363	1137	ST ANSCAP'S COMBINED SCHOOL	JOHANNESBURG NORTH	700152363	SECONDARY	1	YES	YES	27	10	931	1 466	1 246	1 351	1 351	1 365	1 439	1 507
700121632	1138	THKOLI PRIMARY SCHOOL	JOHANNESBURG NORTH	700121632	PRIMARY	4	YES	YES	15	12	469	1 466	684	663	663	688	725	759
700141192	1139	T. C. ESTERHUYSEN PRIMARY SCHOOL	JOHANNESBURG NORTH	700141192	PRIMARY	3	YES	YES	25	8	1 000	1 466	1 347	1 404	1 404	1 466	1 545	1 618
700121798	1140	THABA-JABULA SECONDARY SCHOOL	JOHANNESBURG NORTH	700121798	SECONDARY	3	YES	YES	55	22	1 546	1 466	2 308	2 193	2 193	2 286	2 388	2 500
700140622	1141	THADIGILE PRIMARY SCHOOL	JOHANNESBURG NORTH	700140622	PRIMARY	3	YES	YES	15	8	506	1 466	721	721	721	742	782	819
700133132	1142	THEMBALUHLI PRIMARY SCHOOL	JOHANNESBURG NORTH	700133132	PRIMARY	3	YES	YES	30	21	896	1 466	1 253	1 251	1 251	1 314	1 385	1 450
700121806	1143	THEMBU PRIMARY SCHOOL	JOHANNESBURG NORTH	700121806	PRIMARY	4	YES	YES	10	9	223	1 466	402	322	322	327	345	361
700400211	1144	THRISANO - MISOJO JUNIOR SECONDARY SCHOOL	JOHANNESBURG NORTH	700400211	PRIMARY	1	YES	YES	41	14	1 598	1 466	2 132	2 200	2 200	2 343	2 470	2 586
700141028	1145	TIYANI PRIMARY SCHOOL	JOHANNESBURG NORTH	700141028	SECONDARY	3	YES	YES	8	6	102	1 466	219	140	140	150	158	165
700121848	1146	TSHEBEDISANO PRIMARY SCHOOL	JOHANNESBURG NORTH	700121848	PRIMARY	4	YES	YES	21	13	775	1 466	1 066	1 108	1 108	1 136	1 197	1 253
700141150	1147	VULAMAZIBUKO PRIMARY SCHOOL	JOHANNESBURG NORTH	700141150	PRIMARY	3	YES	YES	14	7	346	1 466	430	481	481	507	534	559
700121963	1148	WELIZIBUKO PRIMARY SCHOOL	JOHANNESBURG NORTH	700121963	PRIMARY	3	YES	YES	13	11	347	1 466	512	470	470	509	536	561
700141242	1149	WESTBURY PRIMARY SCHOOL	JOHANNESBURG NORTH	700141242	PRIMARY	4	NO	YES	25	9	860	735	538	594	594	632	666	697
700140137	1150	WESTBURY SECONDARY SCHOOL	JOHANNESBURG NORTH	700140137	SECONDARY	4	NO	YES	45	12	1 437	735	991	1 006	1 006	1 059	1 113	1 165
700141226	1151	WILHELMINA HOSKINS PRIMARY SCHOOL	JOHANNESBURG NORTH	700141226	PRIMARY	3	YES	YES	22	12	655	1 466	959	969	969	962	1 012	1 060
700121871	1152	WILHELMINA HOSKINS PRIMARY SCHOOL	JOHANNESBURG NORTH	700121871	PRIMARY	3	YES	YES	26	19	699	1 466	1 045	962	962	1 025	1 080	1 131
700121889	1153	WISANI PRIMARY SCHOOL	JOHANNESBURG NORTH	700121889	PRIMARY	4	YES	YES	15	11	493	1 466	681	692	692	723	762	798
700152413	1154	WITKOFFEN COMBINED FARM SCHOOL	JOHANNESBURG NORTH	700152413	PRIMARY	1	YES	YES	24	10	810	1 466	1 195	1 127	1 127	1 187	1 251	1 310
700133305	1155	ZAKHELI PRIMARY SCHOOL	JOHANNESBURG NORTH	700133305	PRIMARY	3	YES	YES	17	13	387	1 466	584	517	517	567	598	626
700400422	1156	ZAIDSPRUIT PRIMARY SCHOOL	JOHANNESBURG NORTH	700400422	PRIMARY	1	YES	YES	26	17	1 123	1 466	1 536	1 532	1 532	1 646	1 735	1 817
700133314	1157	ZIFUNJELI JUNIOR SECONDARY (COMB. PRIMARY) SCHOOL	JOHANNESBURG NORTH	700133314	SECONDARY	3	YES	YES	32	12	906	1 466	1 168	1 294	1 294	1 328	1 400	1 466
700133322	1158	ZITHATHELE PRIMARY SCHOOL	JOHANNESBURG NORTH	700133322	PRIMARY	3	YES	YES	41	25	1 394	1 466	1 948	2 018	2 018	2 044	2 154	2 255
700400799	1159	ZWENSTRA PRIMARY SCHOOL	JOHANNESBURG SOUTH	700400799	PRIMARY	5	YES	YES	13	2	452	1 466	584	631	631	663	699	732
700400778	1160	KATIANA PARK PRIMARY SCHOOL	JOHANNESBURG SOUTH	700400778	PRIMARY	1	YES	YES	28	6	871	1 466	1 329	1 225	1 225	1 277	1 346	1 409
700330287	1161	ABANTHANG BITERMEDIATE SCHOOL	JOHANNESBURG SOUTH	700330287	PRIMARY	2	YES	YES	17	13	574	1 466	873	803	803	841	886	928
700330996	1162	ABA-THUTO SECONDARY SCHOOL	JOHANNESBURG SOUTH	700330996	SECONDARY	2	YES	YES	44	19	1 159	1 466	1 716	1 692	1 692	1 809	1 791	1 875
700110280	1163	ALOE RIDGE PRIMARY SCHOOL	JOHANNESBURG SOUTH	700110280	PRIMARY	4	NO	YES	26	5	686	735	499	517	517	504	531	566
700110264	1164	APEX PRIMARY SCHOOL	JOHANNESBURG SOUTH	700110264	PRIMARY	5	YES	YES	36	7	1 319	1 466	831	1 992	1 992	1 934	2 038	2 134
700110072	1165	AZARA SECONDARY SCHOOL	JOHANNESBURG SOUTH	700110072	SECONDARY	5	YES	YES	44	8	1 437	1 466	2 034	2 106	2 106	2 107	2 221	2 325
700121079	1166	CRESTVIEW PRIMARY SCHOOL	JOHANNESBURG SOUTH	700121079	PRIMARY	5	NO	YES	21	7	579	735	408	415	415	425	448	469
700133555	1167	CROWN REEF PRIMARY SCHOOL	JOHANNESBURG SOUTH	700133555	PRIMARY	5	NO	YES	23	6	610	735	450	437	437	448	472	494
700110015	1168	DALEVIEW SECONDARY SCHOOL	JOHANNESBURG SOUTH	700110015	SECONDARY	2	YES	YES	34	9	1 366	1 466	1 552	1 833	1 833	2 003	2 111	2 210
700111518	1169	DAXIBA PRIMARY SCHOOL	JOHANNESBURG SOUTH	700111518	PRIMARY	5	NO	YES	33	12	1 099	735	719	765	765	808	852	892
700120568	1170	DIVERSITY HIGH SCHOOL	JOHANNESBURG SOUTH	700120568	SECONDARY	5	NO	YES	31	7	963	735	682	677	677	730	789	805
700111823	1171	ELETHU THEMBA PUBLIC SCHOOL	JOHANNESBURG SOUTH	700111823	SECONDARY	2	YES	YES	42	10	1 530	1 466	2 147	2 178	2 178	2 243	2 364	2 475
700110023	1172	ENHURDALE SECONDARY SCHOOL	JOHANNESBURG SOUTH	700110023	SECONDARY	5	YES	YES	48	9	1 319	1 466	1 668	1 718	1 718	1 934	2 038	2 134
700133363	1173	FERRIERA PRIMARY SCHOOL	JOHANNESBURG SOUTH	700133363	PRIMARY	4	NO	YES	9	2	250	735	184	180	180	184	194	203
700400594	1174	FINE TOWN SECONDARY SCHOOL	JOHANNESBURG SOUTH	700400594	SECONDARY	1	YES	YES	42	3	1 380	1 466	1 879	1 974	1 974	2 036	2 146	2 247
700110981	1175	FINE TOWN PRIMARY SCHOOL	JOHANNESBURG SOUTH	700110981	PRIMARY	1	YES	YES	34	17	1 346	1 466	1 814	1 842	1 842	1 973	2 080	2 178
700111500	1176	FRED NORMAN SECONDARY SCHOOL	JOHANNESBURG SOUTH	700111500	SECONDARY	5	NO	YES	53	13	1 846	735	1 244	1 285	1 285	1 357	1 430	1 497
700110395	1177	GLENANDA PRIMARY SCHOOL	JOHANNESBURG SOUTH	700110395	PRIMARY	5	NO	YES	50	9	1 240	735	865	865	865	911	960	1 005
700110403	1178	GLENYSTA HIGH SCHOOL	JOHANNESBURG SOUTH	700110403	SECONDARY	5	NO	YES	58	10	1 390	735	989	967	967	1 022	1 077	1 128
700330299	1179	GOVANI MBHUKU PRIMARY SCHOOL	JOHANNESBURG SOUTH	700330299	PRIMARY	2	YES	YES	43	19	1 544	1 466	2 080	2 159	2 159	2 264	2 386	2 498
700120543	1180	HIGHVELD PRIMARY SCHOOL	JOHANNESBURG SOUTH	700120543	PRIMARY	5	NO	YES	35	6	923	735	652	649	649	678	715	748
700400105	1181	IGUGULETHU PRIMARY SCHOOL	JOHANNESBURG SOUTH	700400105	PRIMARY	1	YES	YES	34	20	1 187	1 466	1 697	1 710	1 710	1 740	1 834	1 920
700400084	1182	IKULULUKO YESUWE PRIMARY SCHOOL	JOHANNESBURG SOUTH	700400084	PRIMARY	1	YES	YES	40	12	1 462	1 466	1 676	1 740	1 740	2 143	2 259	2 365
700331603	1183	INTONIPHU PRIMARY SCHOOL	JOHANNESBURG SOUTH	700331603	PRIMARY	2	YES	YES	32	18	1 007	1 466	1 416	1 415	1 415	1 476	1 556	1 629
700330878	1184	ITEMOHENG PRIMARY SCHOOL	JOHANNESBURG SOUTH	700330878	PRIMARY	1	YES	YES	34	18	1 339	1 466	1 810	1 836	1 836	1 963	2 069	2 166
700331611	1185	JABULILE SECONDARY SCHOOL	JOHANNESBURG SOUTH	700331611	SECONDARY	2	YES	YES	55	13	1 587	1 466	2 324	2 230	2 230	2 327	2 453	2 568
700110171	1186	KIASHA PARK PRIMARY SCHOOL	JOHANNESBURG SOUTH	700110171	PRIMARY	4	YES	YES	31	13	1 290	1 466	1 670	1 806	1 806	1 884	1 996	2 090
700400584	1187	KIBLER PARK SECONDARY SCHOOL	JOHANNESBURG SOUTH	700400584	SECONDARY	5	NO	YES	16	6	608	735	760	420	420	447	471	493
700110460	1188	LAERSKOOLO DANIE THORON	JOHANNESBURG SOUTH	700110460	PRIMARY	5	NO	YES	26	5	778	735	578	535	535	572	603	631
700120733	1189	LAERSKOOLO SUIDOEWELS	JOHANNESBURG SOUTH	700120733	PRIMARY	5	NO	YES	36	10	1 061	735	740	726	726	780	822	861

EMIS number	No.	Name of School	District	EMIS number	Primary Secondary Combined	Quintile	No Fee Status (Yes/No)	Section 21 Status (Yes/No)	Nr of Educators	Nr of non-Educators	Nr of Learners 2020	Allocation per learner 2020	Main Appropriation	Adjusted Appropriation	Revised estimate	Medium term estimates		
																R'000		
																2019/20	2020/21	2022/23
700120787	1150	LAERSKOOI W H COETZER	JOHANNESBURG SOUTH	700120787	PRIMARY	5	NO	YES	20	4	660	735	473	465	465	485	511	536
700110189	1151	LAHCASTER PRIMARY SCHOOL	JOHANNESBURG SOUTH	700110189	PRIMARY	5	YES	YES	29	13	1 230	1 466	1 638	1 658	1 658	1 803	1 900	1 989
700400085	1152	LAKGALIBALLE DUBE PRIMARY SCHOOL	JOHANNESBURG SOUTH	700400085	PRIMARY	2	YES	YES	25	20	1 032	1 406	1 439	1 416	1 416	1 513	1 595	1 670
700331629	1153	LAUS DEO PRIMARY SCHOOL	JOHANNESBURG SOUTH	700331629	PRIMARY	2	YES	YES	31	18	1 012	1 466	1 442	1 404	1 404	1 484	1 564	1 638
700110031	1194	LAWLEY PRIMARY SCHOOL	JOHANNESBURG SOUTH	700110031	PRIMARY	1	YES	YES	55	28	1 895	1 466	2 559	2 615	2 615	2 778	2 928	3 066
700400429	1195	LAWLEY SECONDARY SCHOOL	JOHANNESBURG SOUTH	700400429	SECONDARY	1	YES	YES	49	12	1 495	1 466	1 974	2 084	2 084	2 198	2 317	2 426
700400209	1196	LEHAE PRIMARY SCHOOL	JOHANNESBURG SOUTH	700400209	PRIMARY	4	YES	YES	37	24	1 098	1 466	1 552	1 518	1 518	1 607	1 694	1 774
700110213	1197	LEHAWA SOUTH SECONDARY SCHOOL	JOHANNESBURG SOUTH	700110213	SECONDARY	5	NO	YES	49	11	1 408	735	1 059	1 138	1 138	1 036	1 082	1 143
700330712	1198	LESEDI LA KRESTE ANGLICAN PRIMARY SCHOOL	JOHANNESBURG SOUTH	700330712	PRIMARY	2	YES	YES	38	20	1 320	1 466	1 869	1 847	1 847	1 935	2 039	2 135
700330959	1199	LESHTATA SECONDARY SCHOOL	JOHANNESBURG SOUTH	700330959	SECONDARY	2	YES	YES	58	10	1 881	1 466	2 569	2 692	2 692	2 758	2 907	3 044
700110205	1200	MADIBA PRIMARY SCHOOL	JOHANNESBURG SOUTH	700110205	PRIMARY	4	YES	YES	34	16	1 145	1 466	1 608	1 644	1 644	1 679	1 770	1 853
700330965	1201	MADUME PRIMARY SCHOOL	JOHANNESBURG SOUTH	700330965	PRIMARY	2	YES	YES	28	18	843	1 466	1 219	1 202	1 202	1 236	1 303	1 364
700320978	1202	MFUNDO-MTOTI PRIMARY SCHOOL	JOHANNESBURG SOUTH	700320978	PRIMARY	2	YES	YES	23	14	671	1 466	1 009	935	935	984	1 037	1 086
700111534	1203	MID-ENNERDALE PRIMARY SCHOOL	JOHANNESBURG SOUTH	700111534	PRIMARY	4	NO	YES	61	16	1 897	735	1 313	1 331	1 331	1 394	1 469	1 538
700120741	1204	MOHTAHUS LAERSKOOI	JOHANNESBURG SOUTH	700120741	PRIMARY	5	NO	YES	24	6	604	735	444	415	415	444	468	490
700111698	1205	MOSES MAREN MISSION TECHNICAL SECONDARY SCHOOL	JOHANNESBURG SOUTH	700111698	SECONDARY	2	YES	YES	39	19	1 058	1 466	1 562	1 554	1 554	1 551	1 635	1 712
700400030	1206	MOTHELOFOUDATION PRIMARY SCHOOL	JOHANNESBURG SOUTH	700400030	PRIMARY	2	YES	YES	37	20	1 560	1 466	1 944	2 266	2 266	2 287	2 410	2 523
700331082	1207	MOYSELA PRIMARY SCHOOL	JOHANNESBURG SOUTH	700331082	PRIMARY	1	YES	YES	29	18	924	1 466	1 522	1 380	1 380	1 355	1 428	1 495
700331950	1208	MPHETHI MAHLATI SECONDARY SCHOOL	JOHANNESBURG SOUTH	700331950	SECONDARY	2	YES	YES	64	15	1 924	1 466	2 850	2 673	2 673	2 821	2 973	3 113
700110486	1209	MULBARTON PRIMARY SCHOOL	JOHANNESBURG SOUTH	700110486	PRIMARY	5	NO	YES	39	8	982	735	656	678	678	722	761	797
700331108	1210	NOMBU PRIMARY SCHOOL	JOHANNESBURG SOUTH	700331108	PRIMARY	2	YES	YES	36	30	1 113	1 466	1 683	1 501	1 501	1 632	1 720	1 801
700111815	1211	ONKOME SECONDARY SCHOOL	JOHANNESBURG SOUTH	700111815	SECONDARY	5	YES	YES	33	7	802	1 466	1 129	1 020	1 020	1 178	1 240	1 298
700111542	1212	OLIPHANT PRIMARY SCHOOL	JOHANNESBURG SOUTH	700111542	PRIMARY	5	NO	YES	40	11	1 240	735	910	854	854	911	960	1 005
700111482	1213	OLIPHANTSVLEI PRIMARY FARM SCHOOL	JOHANNESBURG SOUTH	700111482	PRIMARY	2	YES	YES	40	30	1 417	1 466	1 981	1 979	1 979	2 077	2 189	2 292
700331637	1214	ORANGE FARW PRIMARY SCHOOL	JOHANNESBURG SOUTH	700331637	PRIMARY	2	YES	YES	44	28	1 329	1 466	1 912	1 864	1 864	1 948	2 053	2 149
700400521	1215	ORANGE FARW SECONDARY SCHOOL	JOHANNESBURG SOUTH	700400521	SECONDARY	3	YES	YES	28	10	905	1 466	1 181	1 269	1 269	1 327	1 369	1 465
700110288	1216	PARKSIDE PRIMARY SCHOOL	JOHANNESBURG SOUTH	700110288	PRIMARY	5	NO	YES	31	9	1 131	735	822	808	808	831	876	917
700321259	1217	POHOPEDI PRIMARY SCHOOL	JOHANNESBURG SOUTH	700321259	PRIMARY	2	YES	YES	19	14	551	1 466	801	777	777	808	852	892
700110049	1218	POSEDON ROAD PRIMARY SCHOOL	JOHANNESBURG SOUTH	700110049	PRIMARY	5	NO	YES	41	10	1 361	735	955	951	951	1 000	1 054	1 104
700331165	1219	PUDUMO PRIMARY SCHOOL	JOHANNESBURG SOUTH	700331165	PRIMARY	2	YES	YES	22	6	676	1 466	895	885	885	991	1 045	1 094
700400235	1220	QALABOTJA SECONDARY SCHOOL	JOHANNESBURG SOUTH	700400235	SECONDARY	1	YES	YES	38	10	1 259	1 466	1 644	1 742	1 742	1 846	1 946	2 037
700331173	1221	QHAKAZALI PRIMARY SCHOOL	JOHANNESBURG SOUTH	700331173	PRIMARY	3	YES	YES	31	17	1 208	1 466	1 562	1 681	1 681	1 797	1 894	1 983
700331181	1222	QOJA SECONDARY SCHOOL	JOHANNESBURG SOUTH	700331181	SECONDARY	2	YES	YES	29	6	839	1 466	1 146	1 198	1 198	1 230	1 296	1 357
700331199	1223	QOQISIZWE PRIMARY SCHOOL	JOHANNESBURG SOUTH	700331199	PRIMARY	2	YES	YES	24	12	765	1 466	972	1 113	1 113	1 121	1 182	1 238
700331207	1224	RADIPABI PRIMARY SCHOOL	JOHANNESBURG SOUTH	700331207	PRIMARY	2	YES	YES	29	17	865	1 466	1 284	1 240	1 240	1 270	1 339	1 402
700331215	1225	RAPHELA SECONDARY SCHOOL	JOHANNESBURG SOUTH	700331215	SECONDARY	2	YES	YES	44	10	1 038	1 466	1 837	1 579	1 579	1 610	1 697	1 777
700331231	1226	REANCHETSOE PRIMARY SCHOOL	JOHANNESBURG SOUTH	700331231	PRIMARY	2	YES	YES	25	15	904	1 466	1 271	1 261	1 261	1 325	1 387	1 463
700331249	1227	REFALLETSE PRIMARY SCHOOL	JOHANNESBURG SOUTH	700331249	PRIMARY	2	YES	YES	39	24	1 237	1 466	1 740	1 712	1 712	1 813	1 911	2 001
700121004	1228	REGENIT'S PARK PRIMARY SCHOOL	JOHANNESBURG SOUTH	700121004	PRIMARY	5	NO	YES	25	1	643	735	485	461	461	473	499	522
700331264	1229	REKGLITILE PRIMARY SCHOOL	JOHANNESBURG SOUTH	700331264	PRIMARY	2	YES	YES	37	22	1 070	1 466	1 519	1 494	1 494	1 569	1 654	1 732
700121020	1230	REWLATON PRIMARY SCHOOL	JOHANNESBURG SOUTH	700121020	PRIMARY	5	NO	YES	22	4	643	735	446	452	452	473	499	522
700121046	1231	ROSSETTEVILLE CENTRAL PRIMARY SCHOOL	JOHANNESBURG SOUTH	700121046	PRIMARY	5	NO	YES	28	8	981	735	686	676	676	721	760	796
700111567	1232	SAINT GEORGE PRIMARY SCHOOL	JOHANNESBURG SOUTH	700111567	PRIMARY	4	YES	YES	36	11	1 319	1 466	910	1 847	1 847	1 934	2 038	2 134
700331546	1233	SAKHISIZWE SECONDARY SCHOOL	JOHANNESBURG SOUTH	700331546	SECONDARY	1	YES	YES	29	8	935	1 466	997	1 321	1 321	1 371	1 445	1 513
700331308	1234	SAPONE PRIMARY SCHOOL	JOHANNESBURG SOUTH	700331308	PRIMARY	1	YES	YES	19	15	545	1 466	784	751	751	799	842	882
700110312	1235	SHARICREST PRIMARY SCHOOL	JOHANNESBURG SOUTH	700110312	PRIMARY	5	NO	YES	29	7	934	735	678	668	668	688	723	757
700110163	1236	SIERRA NEVADA PRIMARY SCHOOL	JOHANNESBURG SOUTH	700110163	PRIMARY	4	NO	YES	30	8	1 064	735	724	736	736	782	824	863
700110197	1237	SOUTHWIND HIGH SCHOOL	JOHANNESBURG SOUTH	700110197	SECONDARY	5	YES	YES	49	19	1 730	1 466	2 037	2 544	2 544	2 536	2 673	2 796
700111959	1238	SPECTRUM PRIMARY SCHOOL	JOHANNESBURG SOUTH	700111959	PRIMARY	5	YES	YES	43	21	2 031	1 466	2 686	2 880	2 880	2 977	3 138	3 285
700400077	1239	STEVE BIKO PRIMARY SCHOOL	JOHANNESBURG SOUTH	700400077	PRIMARY	2	YES	YES	16	14	496	1 466	632	696	696	727	766	802
700331918	1240	STRETTFORD EXT 8 PRIMARY SCHOOL	JOHANNESBURG SOUTH	700331918	PRIMARY	2	YES	YES	31	20	1 008	1 466	1 394	1 434	1 434	1 478	1 558	1 631
700331405	1241	THAMSAHQI SECONDARY SCHOOL	JOHANNESBURG SOUTH	700331405	SECONDARY	2	YES	YES	44	4	1 203	1 466	1 687	1 822	1 822	1 784	1 859	1 946
700121137	1242	THE HILL HIGH SCHOOL	JOHANNESBURG SOUTH	700121137	SECONDARY	5	NO	YES	47	5	1 296	735	877	942	942	953	1 004	1 051
700400383	1243	THE MOSSIE PRIMARY SCHOOL	JOHANNESBURG SOUTH	700400383	PRIMARY	5	NO	YES	23	4	765	735	579	559	559	563	583	621
700331645	1244	THETHA SECONDARY SCHOOL	JOHANNESBURG SOUTH	700331645	SECONDARY	1	YES	YES	47	11	1 407	1 466	2 078	1 950	1 950	2 063	2 174	2 276
700321554	1245	THUSA-SETJHABA SECONDARY SCHOOL	JOHANNESBURG SOUTH	700321554	SECONDARY	2	YES	YES	47	10	1 432	1 466	1 988	2 044	2 044	2 099	2 212	2 316
700110908	1246	THUTHUKA-TSWELOPELE PRIMARY SCHOOL	JOHANNESBURG SOUTH	700110908	PRIMARY	1	YES	YES	29	20	1 243	1 466	1 645	1 712	1 712	1 822	1 920	2 010
700331900	1247	THISETSO BEKEZELA PRIMARY SCHOOL	JOHANNESBURG SOUTH	700331900	PRIMARY	1	YES	YES	39	27	1 490	1 466	1 907	2 068	2 068	2 184	2 302	2 410
700121178	1248	THOMASVIEW PRIMARY SCHOOL	JOHANNESBURG SOUTH	700121178	PRIMARY	5	NO	YES	31	6	1 013	735	703	708	708	745	785	822
700331447	1249	TSHEPANA PRIMARY SCHOOL	JOHANNESBURG SOUTH	700331447	PRIMARY	2	YES	YES	42	20	1 377	1 466	1 943	1 911	1 911	2 019	2 128	2 228
700131334	1250	RAND WHITESKID-GIRLS SCHOOL	JOHANNESBURG SOUTH	700131334	SECONDARY	4	NO	YES	41	8	1 151	735	806	808	808	846	892	934
700400522	1251	VIAKONTHEI EXTENSION 3 PRIMARY SCHOOL	JOHANNESBURG SOUTH	700400522	PRIMARY	2	YES	YES	27	2	935	1 466	1 302	1 302	1 302	1 371	1 445	1 513
700331504	1252	VULAMINDELA SECONDARY SCHOOL	JOHANNESBURG SOUTH	700331504	SECONDARY	2	YES	YES	27	15	971	1 466	1 407	1 425	1 425	1 423	1 500	1 571
700331512	1253	VULINDELA PRIMARY SCHOOL	JOHANNESBURG SOUTH	700331512	PRIMARY	2	YES	YES	32	19	1 142	1 466	1 545	1 572	1 572	1 674	1 764	1 847

EMIS number	No.	Name of School	District	EMIS number	Primary Secondary Combined	Quintile	No Fee Status (Yes/No)	Section 21 Status (Yes/No)	Nrof Educators	Nrof non-Educators	Nr of Learners 2020	Allocation per learner 2020	Main Appropriation	Adjusted Appropriation	Revised estimate	Medium term estimates		
													R'000			R'000		
																2020/21	2021/22	2022/23
													2018/20					
700110767	1254	WILLOWMEAD SECONDARY SCHOOL	JOHANNESBURG SOUTH	700110767	SECONDARY	4	NO	YES	48	23	1 368	735	967	958	958	948	1 052	1 101
700111526	1255	ZAKARIYA PARK SECONDARY SCHOOL	JOHANNESBURG SOUTH	700111526	SECONDARY	5	YES	YES	49	19	1 888	1 496	2 710	2 617	2 617	2 768	2 917	3 054
700110346	1256	ZODIAC PRIMARY SCHOOL	JOHANNESBURG SOUTH	700110346	PRIMARY	5	NO	YES	34	10	1 143	735	805	800	800	840	885	927
700331561	1257	ZONKIZIWE PRIMARY SCHOOL ORANGE FARM	JOHANNESBURG SOUTH	700331561	PRIMARY	2	YES	YES	33	16	1 077	1 496	1 611	1 510	1 510	1 579	1 664	1 742
700111740	1258	BUYANI PRIMARY SCHOOL	JOHANNESBURG SOUTH	700111740	PRIMARY	1	YES	YES	27	8	982	1 496	1 271	1 369	1 369	1 440	1 518	1 589
700400701	1259	LA ROCHELLE PRIMARY SCHOOL	JOHANNESBURG SOUTH	700400701	PRIMARY	5	YES	YES	24	4	891	1 496	1 216	1 339	1 339	1 306	1 377	1 442
700400698	1260	LAWLEY PRIMARY SCHOOL NO. 2	JOHANNESBURG SOUTH	700400698	PRIMARY	5	YES	YES	15	5	853	1 496	799	1 065	1 065	1 250	1 318	1 380
700400596	1261	ONKOGOPOTSE TIRIO PRIMARY SCHOOL	JOHANNESBURG WEST	700400596	PRIMARY	2	YES	YES	39	8	1 329	1 496	1 845	1 845	1 845	1 948	2 053	2 149
700400587	1262	LUTHERENG PRIMARY SCHOOL NO. 1	JOHANNESBURG WEST	700400587	PRIMARY	2	YES	YES	37	20	1 188	1 496	1 725	1 714	1 714	1 742	1 836	1 922
700400563	1263	FLEURHOFF PRIMARY SCHOOL NO. 1	JOHANNESBURG WEST	700400563	PRIMARY	1	YES	YES	32	16	1 193	1 496	1 698	1 680	1 680	1 749	1 843	1 930
700252189	1264	ALLEN GLEN HIGH SCHOOL	JOHANNESBURG WEST	700252189	SECONDARY	5	NO	YES	58	10	1 207	735	829	836	836	887	935	979
700131862	1265	ATICHOR COMPREHENSIVE	JOHANNESBURG WEST	700131862	SECONDARY	3	YES	YES	28	13	927	1 496	1 256	1 326	1 326	1 389	1 432	1 496
700250035	1266	ARTHUR MATTHEWS PRIMARY SCHOOL	JOHANNESBURG WEST	700250035	PRIMARY	5	NO	YES	25	5	1 004	735	661	698	698	738	778	815
700251223	1267	BOIKANYO PRIMARY SCHOOL	JOHANNESBURG WEST	700251223	PRIMARY	4	YES	YES	17	4	601	1 496	873	831	831	881	929	973
700251256	1268	BOHAMELO PRIMARY SCHOOL	JOHANNESBURG WEST	700251256	PRIMARY	2	YES	YES	40	15	1 452	1 496	2 082	2 020	2 020	2 129	2 244	2 349
700251272	1269	BOTTOM PRIMARY MINE SCHOOL	JOHANNESBURG WEST	700251272	SECONDARY	2	YES	YES	19	3	619	1 496	875	965	965	907	966	1 001
700400062	1270	BRAMFISCHVILLE PRIMARY SCHOOL	JOHANNESBURG WEST	700400062	PRIMARY	2	YES	YES	46	21	1 255	1 496	1 782	1 772	1 772	1 840	1 939	2 038
700250092	1271	CONSTANTIA KLOOF PRIMARY SCHOOL	JOHANNESBURG WEST	700250092	PRIMARY	5	NO	YES	36	7	1 089	735	774	750	750	800	843	883
700250118	1272	DISCOVERY PRIMARY SCHOOL	JOHANNESBURG WEST	700250118	PRIMARY	5	NO	YES	47	10	1 040	735	754	733	733	784	805	843
700251348	1273	DR MARY MALALELE PRIMARY SCHOOL	JOHANNESBURG WEST	700251348	PRIMARY	4	YES	YES	11	6	243	1 496	310	322	322	356	375	393
700251355	1274	DSJ PRIMARY SCHOOL	JOHANNESBURG WEST	700251355	PRIMARY	4	YES	YES	22	13	593	1 496	848	824	824	869	916	959
700251363	1275	DURBAN DEEP PRIMARY SCHOOL	JOHANNESBURG WEST	700251363	PRIMARY	1	YES	YES	28	25	876	1 496	1 515	1 473	1 473	1 584	1 653	1 717
700140459	1276	DZATA PRIMARY SCHOOL	JOHANNESBURG WEST	700140459	PRIMARY	3	YES	YES	10	6	201	1 496	401	438	438	285	311	326
700132167	1277	EMADWALENI SECONDARY SCHOOL	JOHANNESBURG WEST	700132167	SECONDARY	3	YES	YES	22	7	827	1 496	1 102	1 187	1 187	1 212	1 277	1 337
700140483	1278	EMELANG PRIMARY SCHOOL	JOHANNESBURG WEST	700140483	PRIMARY	4	YES	YES	15	6	543	1 496	755	783	783	796	839	878
700140481	1279	EMPUMALANGA PRIMARY SCHOOL	JOHANNESBURG WEST	700140481	PRIMARY	3	YES	YES	20	15	491	1 496	772	684	684	720	759	795
700140509	1280	EMZINWUBU PRIMARY SCHOOL	JOHANNESBURG WEST	700140509	PRIMARY	3	YES	YES	10	5	344	1 496	467	470	470	504	531	556
700251371	1281	ENKOLWELU PRIMARY SCHOOL	JOHANNESBURG WEST	700251371	PRIMARY	4	YES	YES	13	5	376	1 496	578	539	539	561	581	608
700133850	1282	ESIALWINI SECONDARY SCHOOL	JOHANNESBURG WEST	700133850	SECONDARY	4	YES	YES	11	5	202	1 496	326	281	281	296	312	327
700250142	1283	FLORIDA PARK HIGH SCHOOL	JOHANNESBURG WEST	700250142	SECONDARY	5	NO	YES	75	10	1 572	735	1 094	1 117	1 117	1 155	1 217	1 274
700250159	1284	FLORIDA PRIMARY SCHOOL	JOHANNESBURG WEST	700250159	PRIMARY	5	NO	YES	45	11	1 163	735	826	811	811	865	901	943
700251405	1285	FORTE SECONDARY SCHOOL	JOHANNESBURG WEST	700251405	SECONDARY	4	YES	YES	67	16	2 157	1 496	2 846	3 028	3 028	3 162	3 333	3 490
700251413	1286	GEORGE KHUSA SECONDARY SCHOOL	JOHANNESBURG WEST	700251413	SECONDARY	4	YES	YES	37	8	1 244	1 496	1 734	1 747	1 747	1 824	1 922	2 012
700400121	1287	HARRY GWALA PRIMARY SCHOOL	JOHANNESBURG WEST	700400121	PRIMARY	1	YES	YES	42	37	1 725	1 496	2 349	2 410	2 410	2 529	2 666	2 791
700250056	1288	HECTOR PETERSON PRIMARY SCHOOL	JOHANNESBURG WEST	700250056	PRIMARY	4	YES	YES	33	27	1 263	1 496	1 788	1 751	1 751	1 852	1 952	2 044
700140541	1289	HLABATISANE PRIMARY SCHOOL	JOHANNESBURG WEST	700140541	PRIMARY	3	YES	YES	9	7	242	1 496	295	331	331	355	374	392
700250217	1290	HOERSKOOLO DE ADELAR	JOHANNESBURG WEST	700250217	SECONDARY	5	NO	YES	42	8	1 086	735	753	755	755	798	841	881
700250225	1291	HOERSKOOLO DE BURGER	JOHANNESBURG WEST	700250225	SECONDARY	5	NO	YES	33	4	908	735	610	646	646	667	703	736
700250233	1292	HOERSKOOLO FLORIDA	JOHANNESBURG WEST	700250233	SECONDARY	5	NO	YES	68	11	1 098	735	831	802	802	807	851	891
700250274	1293	HOERSKOOLO ROODEPOORT	JOHANNESBURG WEST	700250274	SECONDARY	5	NO	YES	59	7	1 137	735	787	798	798	836	881	922
700250175	1294	HORIZON VIEW PRIMARY SCHOOL	JOHANNESBURG WEST	700250175	PRIMARY	5	NO	YES	38	7	1 063	735	773	742	742	781	823	862
700400221	1295	IKUSASALETHU SECONDARY SCHOOL	JOHANNESBURG WEST	700400221	SECONDARY	1	YES	YES	31	8	1 072	1 496	1 446	1 515	1 515	1 572	1 657	1 735
700140574	1296	IKHONJI JUNIOR SECONDARY SCHOOL	JOHANNESBURG WEST	700140574	SECONDARY	3	YES	YES	16	5	674	1 496	899	959	959	988	1 041	1 090
700140582	1297	IKHONJATHE JUNIOR SECONDARY SCHOOL	JOHANNESBURG WEST	700140582	SECONDARY	3	YES	YES	11	6	262	1 496	351	378	378	384	405	424
700251462	1298	ITHEMBALUHELE PRIMARY SCHOOL	JOHANNESBURG WEST	700251462	PRIMARY	4	YES	YES	12	7	330	1 496	475	468	468	484	510	534
700400214	1299	JB MARKS PRIMARY SCHOOL	JOHANNESBURG WEST	700400214	PRIMARY	1	YES	YES	40	37	1 488	1 496	2 129	2 085	2 085	2 181	2 299	2 407
700400112	1300	JULIUS SEBOLA PRIMARY SCHOOL	JOHANNESBURG WEST	700400112	PRIMARY	3	YES	YES	36	18	1 573	1 496	2 051	2 186	2 186	2 306	2 431	2 545
700140624	1301	KELONTSO COMPREHENSIVE SCHOOL	JOHANNESBURG WEST	700140624	SECONDARY	4	YES	YES	28	14	723	1 496	1 288	1 134	1 134	1 060	1 117	1 159
700400241	1302	KGATELOPELE SECONDARY SCHOOL	JOHANNESBURG WEST	700400241	SECONDARY	1	YES	YES	42	7	1 435	1 496	2 037	2 054	2 054	2 104	2 218	2 322
700140639	1303	KHINDI NUKANI JUNIOR SECONDARY SCHOOL	JOHANNESBURG WEST	700140639	SECONDARY	3	YES	YES	11	2	253	1 496	299	353	353	371	391	409
700400664	1304	SLOVOVILLE PRIMARY SCHOOL	JOHANNESBURG WEST	700400664	PRIMARY	2	YES	YES	25	21	830	1 496	1 127	1 176	1 176	1 217	1 263	1 343
700400528	1305	KHULA HOLWATI PRIMARY SCHOOL	JOHANNESBURG WEST	700400528	PRIMARY	1	YES	YES	38	23	1 132	1 496	1 493	1 596	1 596	1 680	1 750	1 832
700252809	1306	KUP VALLEY PRIMARY SCHOOL	JOHANNESBURG WEST	700252809	PRIMARY	2	YES	YES	31	21	1 165	1 496	1 555	1 605	1 605	1 708	1 800	1 885
700140685	1307	KWA MAHLEBO SECONDARY SCHOOL	JOHANNESBURG WEST	700140685	SECONDARY	3	YES	YES	19	5	570	1 496	736	856	856	896	931	972
700132373	1308	KWA-HITSIKANI JUNIOR SECONDARY SCHOOL	JOHANNESBURG WEST	700132373	SECONDARY	3	YES	YES	10	7	408	1 496	457	591	591	598	630	660
700140673	1309	KWA PHALO PRIMARY SCHOOL	JOHANNESBURG WEST	700140673	PRIMARY	3	YES	YES	11	4	169	1 496	269	253	253	248	261	273
700250613	1310	LAERSKOOLO CLIMBEECK PRIMARY SCHOOL	JOHANNESBURG WEST	700250613	PRIMARY	5	NO	YES	31	8	1 289	735	845	887	887	933	983	1 029
700250621	1311	LAERSKOOLO DIE RUITER	JOHANNESBURG WEST	700250621	PRIMARY	5	NO	YES	29	5	851	735	605	597	597	625	659	690
700250639	1312	LAERSKOOLO DR HAVINGA	JOHANNESBURG WEST	700250639	PRIMARY	5	NO	YES	78	12	1 276	735	888	903	903	938	989	1 035
700400791	1313	LUTHERENG PRIMARY SCHOOL NO. 2	JOHANNESBURG WEST	700400791	SECONDARY	2	YES	YES	37	9	712	1 496	824	1 012	1 012	1 044	1 100	1 152
700250662	1314	LAERSKOOLO FLORIDA	JOHANNESBURG WEST	700250662	PRIMARY	5	NO	YES	40	8	782	735	572	565	565	560	590	618
700250670	1315	LAERSKOOLO GENERAAL DE LA REY	JOHANNESBURG WEST	700250670	PRIMARY	5	NO	YES	31	10	761	735	528	538	538	559	589	617
700250688	1316	LAERSKOOLO GUSTAV PRELLER	JOHANNESBURG WEST	700250688	PRIMARY	5	NO	YES	36	4	648	735	484	455	455	476	502	526
700250704	1317	LAERSKOOLO HELDERKRIJN	JOHANNESBURG WEST	700250704	PRIMARY	5	NO	YES	52	17	978	735	716	696	696	719	758	794

EMIS number	No.	Name of School	District	EMIS number	Primary Secondary Combined	Quintile	No Fee Status (Yes/No)	Section 21 Status (Yes/No)	Nr of Educators	Nr of non-Educators	Nr. of Learners 2020	Allocation per learner 2020	Main	Adjusted	Revised	Medium term estimates		
													Appropriation	Appropriation	estimate	R'000		
																R'000		
																2020/21	2021/22	2022/23
700250720	1318	LAERSKOOLOO HONSON	JOHANNESBURG WEST	700250720	PRIMARY	5	NO	YES	34	8	648	735	457	457	457	476	502	526
700250738	1319	LAERSKOOLOO JOZUA NAUDE	JOHANNESBURG WEST	700250738	PRIMARY	5	NO	YES	31	8	1 011	735	714	710	710	743	783	820
700250829	1320	LAERSKOOLOO ROODEBEEK	JOHANNESBURG WEST	700250829	PRIMARY	5	NO	YES	23	7	877	735	579	627	627	645	690	712
700250837	1321	LAERSKOOLOO ROODEBEEK	JOHANNESBURG WEST	700250837	PRIMARY	5	NO	YES	58	5	996	735	683	705	705	732	772	808
700140681	1322	LAMULA JUBILEE SECONDARY SCHOOL	JOHANNESBURG WEST	700140681	SECONDARY	3	YES	YES	40	9	1 173	1 466	1 710	1 674	1 674	1 720	1 813	1 858
700140707	1323	LE JOHLEPUTI SOA PRIMARY SCHOOL	JOHANNESBURG WEST	700140707	PRIMARY	3	YES	YES	14	7	382	1 466	586	537	537	580	590	618
700140715	1324	LETSIBOGO SECONDARY SCHOOL	JOHANNESBURG WEST	700140715	SECONDARY	4	YES	YES	49	13	1 424	1 466	1 979	2 017	2 017	2 088	2 201	2 234
700140731	1325	LIVHAWA II PRIMARY SCHOOL	JOHANNESBURG WEST	700140731	PRIMARY	4	YES	YES	22	16	759	1 466	1 033	1 063	1 063	1 113	1 173	1 208
700251595	1326	LODORILE PRIMARY SCHOOL	JOHANNESBURG WEST	700251595	PRIMARY	4	YES	YES	14	8	337	1 466	491	482	482	494	521	545
700251629	1327	MAKHOGAMBE PRIMARY SCHOOL	JOHANNESBURG WEST	700251629	PRIMARY	4	YES	YES	20	6	549	1 466	807	763	763	805	848	888
700251660	1328	MARGARET GWELE PRIMARY SCHOOL	JOHANNESBURG WEST	700251660	PRIMARY	4	YES	YES	33	28	1 070	1 466	1 493	1 483	1 483	1 569	1 654	1 732
700140772	1329	MASEKHHE II PRIMARY SCHOOL	JOHANNESBURG WEST	700140772	PRIMARY	4	YES	YES	8	6	140	1 466	198	196	196	205	216	226
700140780	1330	MATSELSO SECONDARY SCHOOL	JOHANNESBURG WEST	700140780	SECONDARY	3	YES	YES	34	10	942	1 466	1 411	1 278	1 278	1 381	1 458	1 524
700140798	1331	MAMULA PRIMARY SCHOOL	JOHANNESBURG WEST	700140798	PRIMARY	3	YES	YES	12	3	366	1 466	538	509	509	537	566	593
700250007	1332	MAYIBUYE PRIMARY SCHOOL	JOHANNESBURG WEST	700250007	PRIMARY	2	YES	YES	55	28	1 605	1 466	2 267	2 265	2 255	2 353	2 480	2 597
700400692	1333	MONZAMO MADIKIZELA MANDLA PRIMARY SCHOOL	JOHANNESBURG WEST	700400692	PRIMARY	1	YES	NO	31	6	1 234	1 466	1 620	1 672	1 672	1 809	1 907	1 997
700131946	1334	MUDUYA MAMHUBA PRIMARY SCHOOL	JOHANNESBURG WEST	700131946	PRIMARY	3	YES	YES	13	9	419	1 466	500	581	581	614	647	677
700140847	1335	MEADOWLANDS PRIMARY SCHOOL	JOHANNESBURG WEST	700140847	PRIMARY	3	YES	YES	13	6	266	1 466	416	386	386	390	411	430
700140805	1336	MEADOWLANDS SECONDARY SCHOOL	JOHANNESBURG WEST	700140805	SECONDARY	3	YES	YES	34	14	866	1 466	1 184	1 327	1 327	1 270	1 339	1 402
700140814	1337	MOKGOME SECONDARY SCHOOL	JOHANNESBURG WEST	700140814	SECONDARY	3	YES	YES	26	7	700	1 466	955	1 031	1 031	1 026	1 081	1 132
700132563	1338	MOLEMO PRIMARY SCHOOL	JOHANNESBURG WEST	700132563	PRIMARY	3	YES	YES	15	6	429	1 466	619	610	610	629	663	694
700140850	1339	MORUTA THUTO PRIMARY SCHOOL	JOHANNESBURG WEST	700140850	PRIMARY	3	YES	YES	15	14	504	1 466	656	705	705	739	779	816
700400113	1340	MOSES KOTHE PRIMARY SCHOOL	JOHANNESBURG WEST	700400113	PRIMARY	2	YES	YES	36	28	1 285	1 466	1 820	1 754	1 754	1 884	1 986	2 079
700132597	1341	MZAMO PRIMARY SCHOOL	JOHANNESBURG WEST	700132597	PRIMARY	3	YES	YES	11	5	280	1 466	422	441	441	410	432	452
700400114	1342	NIKONE NARUPING PRIMARY SCHOOL	JOHANNESBURG WEST	700400114	PRIMARY	1	YES	YES	45	23	1 332	1 466	1 924	1 858	1 858	1 953	2 058	2 165
700400116	1343	OBED MOSIAH E PRIMARY SCHOOL	JOHANNESBURG WEST	700400116	PRIMARY	2	YES	YES	43	31	1 512	1 466	2 135	2 145	2 145	2 217	2 337	2 447
700132688	1344	ORLANDO WEST SECONDARY SCHOOL	JOHANNESBURG WEST	700132688	SECONDARY	3	YES	YES	19	6	540	1 466	786	750	750	792	835	874
700140871	1345	PALESA PRIMARY SCHOOL	JOHANNESBURG WEST	700140871	PRIMARY	4	YES	YES	11	2	328	1 466	450	445	445	401	507	531
700250878	1346	PAIDRAMA PRIMARY SCHOOL	JOHANNESBURG WEST	700250878	PRIMARY	5	NO	YES	31	8	1 145	735	771	799	799	842	887	920
700121699	1347	PHAKAMAHLE PRIMARY SCHOOL	JOHANNESBURG WEST	700121699	PRIMARY	3	YES	YES	13	11	386	1 466	614	562	562	568	597	625
700132704	1348	PHEFFENI SECONDARY SCHOOL	JOHANNESBURG WEST	700132704	SECONDARY	4	YES	YES	21	4	423	1 466	546	746	746	620	653	684
700251777	1349	P.J.SIMELANE SECONDARY SCHOOL	JOHANNESBURG WEST	700251777	SECONDARY	4	YES	YES	62	15	1 554	1 466	2 080	2 143	2 143	2 278	2 401	2 514
700250561	1350	PRINCESS HIGH SCHOOL	JOHANNESBURG WEST	700250561	SECONDARY	5	NO	YES	49	10	1 433	735	1 030	1 018	1 018	1 053	1 110	1 162
700250569	1351	PRINCESS PRIMARY SCHOOL	JOHANNESBURG WEST	700250569	PRIMARY	5	NO	YES	40	11	1 151	735	811	818	818	846	892	934
700400020	1352	RAYMOND MHLABA SECONDARY SCHOOL	JOHANNESBURG WEST	700400020	SECONDARY	2	YES	YES	41	13	1 354	1 466	1 731	1 933	1 933	1 985	2 052	2 180
700140897	1353	REBONKWE PRIMARY SCHOOL	JOHANNESBURG WEST	700140897	PRIMARY	4	YES	YES	13	8	394	1 466	581	538	538	578	609	638
700250585	1354	RIDGEVALE PRIMARY SCHOOL	JOHANNESBURG WEST	700250585	PRIMARY	5	NO	YES	44	5	1 115	735	807	783	783	820	864	905
700140505	1355	RISHILE PRIMARY SCHOOL	JOHANNESBURG WEST	700140505	PRIMARY	3	YES	YES	21	10	658	1 466	944	919	919	965	1 017	1 065
700252221	1356	ROODEPOORT PRIMARY SCHOOL	JOHANNESBURG WEST	700252221	PRIMARY	4	NO	YES	36	10	984	735	756	707	707	723	762	798
700251819	1357	SAMUEL MATIGALA PRIMARY SCHOOL	JOHANNESBURG WEST	700251819	PRIMARY	4	YES	YES	9	7	310	1 466	409	428	428	454	479	502
700132894	1358	SAPERUSO PRIMARY SCHOOL	JOHANNESBURG WEST	700132894	PRIMARY	3	YES	YES	16	4	656	1 466	914	867	867	962	1 014	1 062
700251850	1359	SEBETSA-O-THELEMPUTISO	JOHANNESBURG WEST	700251850	SECONDARY	2	YES	YES	54	14	1 724	1 466	2 380	2 470	2 470	2 527	2 663	2 788
700251876	1360	SEINWAGO PRIMARY SCHOOL	JOHANNESBURG WEST	700251876	PRIMARY	4	YES	YES	20	7	415	1 466	608	570	570	608	641	671
700132544	1361	SIMOMAYI PRIMARY SCHOOL	JOHANNESBURG WEST	700132544	PRIMARY	3	YES	YES	18	9	509	1 466	777	752	752	746	786	823
700140254	1362	SIVELLE PRIMARY SCHOOL	JOHANNESBURG WEST	700140254	PRIMARY	3	YES	YES	21	17	884	1 466	1 132	1 311	1 311	1 296	1 366	1 430
700400040	1363	SIXADONGA SECONDARY SCHOOL	JOHANNESBURG WEST	700400040	SECONDARY	1	YES	YES	50	6	1 775	1 466	2 261	2 439	2 439	2 602	2 743	2 872
700133708	1364	THABANEHNGI PRIMARY SCHOOL	JOHANNESBURG WEST	700133708	PRIMARY	3	YES	YES	23	16	675	1 466	966	944	944	900	1 043	1 092
700251942	1365	THABANG PRIMARY SCHOOL	JOHANNESBURG WEST	700251942	PRIMARY	4	YES	YES	17	11	437	1 466	530	591	591	641	676	708
700133116	1366	THABISANGI PRIMARY SCHOOL	JOHANNESBURG WEST	700133116	PRIMARY	4	YES	YES	19	17	520	1 466	755	745	745	762	803	841
700251967	1367	THATHIHE-ZAKHOLI P. SCHOOL	JOHANNESBURG WEST	700251967	PRIMARY	4	YES	YES	18	6	543	1 466	883	760	760	796	839	878
700141317	1368	THEMBALETHU PRIMARY SCHOOL	JOHANNESBURG WEST	700141317	PRIMARY	3	YES	YES	22	21	630	1 466	999	888	888	924	974	1 020
700140998	1369	THOBOKA PRIMARY SCHOOL	JOHANNESBURG WEST	700140998	PRIMARY	3	YES	YES	25	22	695	1 466	1 010	1 054	1 054	1 019	1 074	1 124
700400018	1370	THULANI SECONDARY SCHOOL	JOHANNESBURG WEST	700400018	SECONDARY	2	YES	YES	43	8	1 116	1 466	1 718	1 659	1 659	1 636	1 724	1 805
700141002	1371	THUTOLOHE SECONDARY SCHOOL	JOHANNESBURG WEST	700141002	SECONDARY	3	YES	YES	32	10	1 021	1 466	1 459	1 489	1 489	1 497	1 578	1 652
700141026	1372	TWIMISENI PRIMARY SCHOOL	JOHANNESBURG WEST	700141026	PRIMARY	3	YES	YES	19	4	537	1 466	763	788	788	757	829	868
700141093	1373	TYOTOMENG PRIMARY SCHOOL	JOHANNESBURG WEST	700141093	PRIMARY	4	YES	YES	15	5	313	1 466	419	439	439	459	484	507
700252825	1374	TSHEPISONGI PRIMARY SCHOOL	JOHANNESBURG WEST	700252825	PRIMARY	1	YES	YES	42	23	1 431	1 466	2 034	1 965	1 965	2 038	2 211	2 315
700141085	1375	TSHEPHELETSO PRIMARY SCHOOL	JOHANNESBURG WEST	700141085	PRIMARY	3	YES	YES	13	6	382	1 466	515	517	517	531	560	585
700140827	1376	TSHEPISIMASHINI II PRIMARY SCHOOL	JOHANNESBURG WEST	700140827	PRIMARY	3	YES	YES	11	5	311	1 466	458	468	468	456	481	504
700141053	1377	TSOGANGI PRIMARY SCHOOL	JOHANNESBURG WEST	700141053	PRIMARY	4	YES	YES	10	6	215	1 466	326	309	309	315	332	348
700141101	1378	TSUMERIDZO PRIMARY SCHOOL	JOHANNESBURG WEST	700141101	PRIMARY	3	YES	YES	10	7	356	1 466	466	507	507	522	550	573
700141119	1379	TSWELLELLANG PRIMARY SCHOOL	JOHANNESBURG WEST	700141119	PRIMARY	3	YES	YES	12	7	410	1 466	618	584	584	610	643	676
700141127	1380	TUMANGI PRIMARY SCHOOL	JOHANNESBURG WEST	700141127	PRIMARY	4	YES	YES	20	16	786	1 466	1 041	1 090	1 090	1 152	1 214	1 271
700141135	1381	TUMELO PRIMARY SCHOOL	JOHANNESBURG WEST	700141135	PRIMARY	4	YES	YES	12	4	122	1 466	203	174	174	174	189	

EMS number No.	Name of School	District	EMS number	Primary Secondary Combined	Quintile	No Fee Status (Y/N/A)	Section 21 Status (Y/N/A)	Nr of Educators	Nr of non-Educators	Nr. of Learners 2020	Allocation per learner 2020	Medium term estimates			
												Main Appropriation R'000	Adjusted Appropriation R'000	Revised estimate	Medium term estimates
												2018/20	2020/21	2021/22	2022/23
700251652 1382	UITHOEF PUBLIC SCHOOL	JOHANNESBURG WEST	700251652	PRIMARY	5 NO	YES	37	4	1 156	735	845	822	822	866	938
700133462 1383	UWUTO PRIMARY SCHOOL	JOHANNESBURG WEST	700133462	PRIMARY	4 YES	YES	19	15	548	1 466	854	823	823	846	886
700133226 1384	VEZOKUJALE PRIMARY SCHOOL	JOHANNESBURG WEST	700133226	PRIMARY	3 YES	YES	20	17	627	1 466	842	866	866	969	1 015
70051157 1385	WELTEWELHEI PARK PRIMARY SCHOOL	JOHANNESBURG WEST	70051157	PRIMARY	5 NO	YES	96	8	1 381	735	957	956	956	1 070	1 120
700251173 1386	WEST RIDGE HIGH SCHOOL	JOHANNESBURG WEST	700251173	SECONDARY	5 NO	YES	56	12	1 518	735	1 138	1 064	1 064	1 174	1 228
700400298 1387	WISERMANCIE SECONDARY SCHOOL	JOHANNESBURG WEST	700400298	SECONDARY	2 YES	YES	32	8	1 393	1 466	1 831	1 917	1 917	2 162	2 253
700141181 1388	WV RAPPOOMALE PRIMARY SCHOOL	JOHANNESBURG WEST	700141181	PRIMARY	4 YES	YES	14	6	303	1 466	365	362	362	444	488

EMIS number	No.	Name of School	District	EMIS number	Primary Secondary Combined	Quintile	No Fee Status (Yes/No)	Section 21 Status (Yes/No)	Nr of Educators	Nr of non-Educators	Nr of Learners 2020	Allocation per learner 2020	Main Appropriation	Adjusted Appropriation	Revised estimate	Medium term estimates																	
																R000																	
																2019/20																	
																2020/21																	
																2021/22																	
																2022/23																	
70030076	1389	ARCOH PARK PRIMARY SCHOOL	SEDIBENG EAST	70030076	PRIMARY	5	NO	YES	24	4	752	735	482	526	526	553	583	610															
70030455	1390	BOHEHA PRIMARY SCHOOL	SEDIBENG EAST	70030455	PRIMARY	4	YES	YES	27	16	916	1 466	1 345	1 282	1 282	1 343	1 416	1 483															
70035093	1391	EFFORT PRIMARY FARM SCHOOL	SEDIBENG EAST	70035093	PRIMARY	2	YES	YES	10	8	257	1 466	326	339	339	377	397	416															
70030837	1392	EMMAHEU PRIMARY SCHOOL	SEDIBENG EAST	70030837	PRIMARY	1	YES	YES	26	16	851	1 466	1 175	1 182	1 182	1 246	1 315	1 377															
70034096	1393	FOUNTAIN FIVE PRIMARY SCHOOL	SEDIBENG EAST	70034096	PRIMARY	3	YES	YES	28	16	1 060	1 466	1 493	1 482	1 482	1 564	1 638	1 715															
700330126	1394	GENE'RAL SMUTS HIGH SCHOOL	SEDIBENG EAST	700330126	SECONDARY	5	NO	YES	79	13	1 427	735	1 083	1 005	1 006	1 049	1 106	1 158															
700340158	1395	HEIDELBERG PUBLIC SCHOOL	SEDIBENG EAST	700340158	PRIMARY	5	NO	YES	25	6	719	735	483	500	500	528	557	583															
700340174	1396	HOER VOIKSKOOL HEIDELBERG	SEDIBENG EAST	700340174	SECONDARY	5	NO	YES	41	8	814	735	540	568	568	596	630	660															
700330159	1397	HOERSKOOL DR MALAN	SEDIBENG EAST	700330159	SECONDARY	5	NO	YES	43	8	1 138	735	765	802	802	836	881	922															
700330167	1398	HOERSKOOL DRIE RIVIERE	SEDIBENG EAST	700330167	SECONDARY	5	NO	YES	32	6	744	735	526	520	520	547	577	604															
700330183	1399	HOERSKOOL OVERVAAL	SEDIBENG EAST	700330183	SECONDARY	5	NO	YES	32	4	673	735	464	475	475	495	522	547															
700330209	1400	HOERSKOOL VEREENIGING	SEDIBENG EAST	700330209	SECONDARY	6	NO	YES	44	10	719	735	560	507	507	528	557	583															
700330860	1401	ISIZWE-SETJHABA SECONDARY SCHOOL	SEDIBENG EAST	700330860	SECONDARY	3	YES	YES	17	6	319	1 466	426	459	459	468	493	516															
700320902	1402	KGOMOCO PRIMARY SCHOOL	SEDIBENG EAST	700320902	PRIMARY	1	YES	YES	27	16	880	1 466	1 227	1 225	1 225	1 290	1 360	1 424															
700400226	1403	KGORO YA THUTO SECONDARY SCHOOL	SEDIBENG EAST	700400226	SECONDARY	4	YES	YES	34	12	1 132	1 466	1 460	1 575	1 575	1 660	1 750	1 832															
700340786	1404	KUDUNG MIDDLE SCHOOL	SEDIBENG EAST	700340786	SECONDARY	1	YES	YES	13	7	354	1 466	466	509	509	519	547	573															
700340257	1405	LAER VOIKSKOOL HEIDELBERG	SEDIBENG EAST	700340257	PRIMARY	5	NO	YES	37	4	809	735	557	565	565	596	627	656															
700340226	1406	LAERSKOOL A G VIGSER	SEDIBENG EAST	700340226	PRIMARY	5	NO	YES	25	5	477	735	340	346	346	351	370	387															
700330312	1407	LAERSKOOL DE DEUR	SEDIBENG EAST	700330312	PRIMARY	4	NO	YES	34	6	1 155	735	737	806	806	849	886	937															
700330340	1408	LAERSKOOL DR VERWOERD	SEDIBENG EAST	700330340	PRIMARY	5	NO	YES	38	6	932	735	671	642	642	685	722	756															
700330357	1409	LAERSKOOL DRIE RIVIERE	SEDIBENG EAST	700330357	PRIMARY	5	NO	YES	29	7	762	735	535	531	531	560	590	616															
700330373	1410	LAERSKOOL HANDHAWER	SEDIBENG EAST	700330373	PRIMARY	5	NO	YES	33	9	800	735	635	619	619	654	689	721															
700330399	1411	LAERSKOOL JARIE GREYLING	SEDIBENG EAST	700330399	PRIMARY	4	NO	YES	24	3	846	735	505	585	585	622	656	687															
700330415	1412	LAERSKOOL REPUBLIEK	SEDIBENG EAST	700330415	PRIMARY	5	NO	YES	14	3	384	735	259	277	277	290	306	320															
700330423	1413	LAERSKOOL RISIVILLE	SEDIBENG EAST	700330423	PRIMARY	5	NO	YES	42	7	751	735	560	565	565	552	582	609															
700330431	1414	LAERSKOOL SONLIVDAPARK	SEDIBENG EAST	700330431	PRIMARY	5	NO	YES	37	6	888	735	620	616	616	653	688	720															
700330449	1415	LAERSKOOL SUIKERBOS	SEDIBENG EAST	700330449	PRIMARY	5	NO	YES	35	6	586	735	415	412	412	432	455	476															
700330456	1416	LAERSKOOL UNITASPAK	SEDIBENG EAST	700330456	PRIMARY	5	NO	YES	34	6	558	735	579	594	594	631	665	696															
700330472	1417	LAERSKOOL VOORWAARTS	SEDIBENG EAST	700330472	PRIMARY	5	NO	YES	30	4	677	735	458	482	482	496	525	550															
700330480	1418	LAERSKOOL VRYHEIDSMONUMENT	SEDIBENG EAST	700330480	PRIMARY	5	NO	YES	34	5	763	735	550	544	544	561	591	619															
700400151	1419	LAKE SIDE ESTATE PRIMARY SCHOOL	SEDIBENG EAST	700400151	PRIMARY	2	YES	YES	36	28	1 336	1 466	1 827	1 867	1 867	1 959	2 085	2 182															
700330928	1420	LEBOWA PRIMARY SCHOOL	SEDIBENG EAST	700330928	PRIMARY	3	YES	YES	11	2	306	1 466	433	418	418	449	473	495															
700330936	1421	LEHLASEN PRIMARY SCHOOL	SEDIBENG EAST	700330936	PRIMARY	3	YES	YES	20	10	637	1 466	887	890	890	934	984	1 030															
700330944	1422	LEKOA SHADU SECONDARY SCHOOL	SEDIBENG EAST	700330944	SECONDARY	3	YES	YES	31	6	1 024	1 466	1 365	1 428	1 428	1 501	1 582	1 659															
700331017	1423	MATSE STEYN PRIMARY SCHOOL	SEDIBENG EAST	700331017	PRIMARY	1	YES	YES	19	13	607	1 466	968	849	849	880	936	982															
700330488	1424	MEYERTON PRIMARY SCHOOL	SEDIBENG EAST	700330488	PRIMARY	5	NO	YES	32	11	859	735	623	611	611	631	665	696															
700332117	1425	MEYERTON SECONDARY SCHOOL	SEDIBENG EAST	700332117	SECONDARY	2	YES	YES	44	9	1 320	1 466	1 902	1 886	1 886	1 935	2 039	2 135															
700331041	1426	MICHAEL RUA INTERMEDIATE FARM	SEDIBENG EAST	700331041	PRIMARY	2	YES	YES	22	9	809	1 466	906	856	856	893	941	985															
700330505	1427	MILTON PRIMARY SCHOOL	SEDIBENG EAST	700330505	PRIMARY	5	NO	YES	36	6	953	735	626	668	668	700	736	773															
700400588	1428	NEW SECONDARY SCHOOL VEREENIGING	SEDIBENG EAST	700400588	SECONDARY	5	YES	YES	27	10	784	1 466	967	1 068	1 068	1 148	1 211	1 268															
700331124	1429	PAUFONTEIN INTERMEDIATE	SEDIBENG EAST	700331124	PRIMARY	1	YES	YES	12	9	415	1 466	624	607	607	608	641	671															
700342056	1430	RATANIDA PRIMARY SCHOOL	SEDIBENG EAST	700342056	PRIMARY	2	YES	YES	35	30	1 259	1 466	1 692	1 715	1 715	1 846	1 946	2 037															
700341149	1431	RATANIDA SECONDARY SCHOOL	SEDIBENG EAST	700341149	SECONDARY	4	YES	YES	43	15	1 353	1 466	1 734	1 927	1 927	1 983	2 090	2 188															
700331223	1432	RATASETHABA PRIMARY FARM SCHOOL	SEDIBENG EAST	700331223	PRIMARY	1	YES	YES	11	6	346	1 466	485	477	477	507	534	569															
700330597	1433	RIVERSIDE HIGH SCHOOL	SEDIBENG EAST	700330597	SECONDARY	5	NO	YES	37	7	1 021	735	652	711	711	750	791	828															
700330335	1434	ROSHINEE PRIMARY SCHOOL	SEDIBENG EAST	700330335	PRIMARY	5	NO	YES	35	9	1 166	735	945	814	814	857	903	945															
700330343	1435	ROSHINEE SECONDARY SCHOOL	SEDIBENG EAST	700330343	SECONDARY	5	NO	YES	20	5	559	735	435	496	496	484	510	534															
700331280	1436	RUSOORD INTERMEDIATE SCHOOL	SEDIBENG EAST	700331280	SECONDARY	1	YES	YES	13	5	321	1 466	447	491	491	471	496	519															
700330019	1437	RUST TER VAAL COMBINED	SEDIBENG EAST	700330019	PRIMARY	2	YES	YES	25	15	922	1 466	1 211	1 283	1 283	1 352	1 425	1 482															
700341186	1438	SARHILLE PRIMARY SCHOOL	SEDIBENG EAST	700341186	PRIMARY	4	YES	YES	24	8	626	1 466	1 086	876	876	918	968	1 013															
700330639	1439	SELBORIE PRIMARY SCHOOL	SEDIBENG EAST	700330639	PRIMARY	5	NO	YES	36	11	1 117	735	806	774	774	821	865	906															
700331314	1440	SELURA PRIMARY SCHOOL	SEDIBENG EAST	700331314	PRIMARY	1	YES	YES	16	12	506	1 466	680	708	708	746	786	823															
700340059	1441	SHALUKAR RIDGE PRIMARY SCHOOL	SEDIBENG EAST	700340059	PRIMARY	5	NO	YES	27	6	830	735	562	578	578	610	643	673															
700400539	1442	SIGELO PRIMARY SCHOOL	SEDIBENG EAST	700400539	PRIMARY	2	YES	YES	48	23	1 821	1 466	2 445	2 506	2 506	2 670	2 814	2 946															
700400589	1443	SIGELO SECONDARY SCHOOL	SEDIBENG EAST	700400589	SECONDARY	2	YES	YES	39	11	1 233	1 466	1 730	1 803	1 803	1 868	1 906	1 999															
700341271	1444	SITHOKOMILE PRIMARY SCHOOL	SEDIBENG EAST	700341271	PRIMARY	4	YES	YES	29	19	995	1 466	1 223	1 387	1 387	1 459	1 538	1 610															
700331348	1445	SKANSDAM PRIMARY FARM SCHOOL	SEDIBENG EAST	700331348	PRIMARY	1	YES	YES	18	9	596	1 466	862	824	824	874	921	964															
700331413	1446	THUTO LORE SECONDARY SCHOOL	SEDIBENG EAST	700331413	SECONDARY	3	YES	YES	31	10	922	1 466	1 175	1 269	1 269	1 352	1 425	1 492															
700341388	1447	TIKHLO PRIMARY FARM SCHOOL	SEDIBENG EAST	700341388	PRIMARY	1	YES	YES	14	7	237	1 466	389	341	341	347	366	383															
700321675	1448	TSORANANG PRIMARY SCHOOL	SEDIBENG EAST	700321675	PRIMARY	2	YES	YES	28	25	1 076	1 466	1 443	1 505	1 505	1 577	1 662	1 740															
700331462	1449	ISOELOPHLE PRIMARY SCHOOL	SEDIBENG EAST	700331462	PRIMARY	1	YES	YES	30	21	900	1 466	1 158	1 234	1 234	1 319	1 390	1 458															
700320895	1450	MAHAREHO SECONDARY SCHOOL	SEDIBENG EAST	700320895	SECONDARY	4	YES	YES	36	11	1 028	1 466	1 498	1 441	1 441	1 507	1 588	1 663															
700331406	1451	VIKULUWHE PRIMARY SCHOOL	SEDIBENG EAST	700331406	PRIMARY	1	YES	YES	17	5	489	1 466	650	656	656	717	756	792															
700331520	1452	VUYO PRIMARY SCHOOL	SEDIBENG EAST	700331520	PRIMARY	3	YES	YES	13	9	500	1 466	679	824	824	865	912	955															

EMS number	No.	Name of School	District	EMS number	Primary Secondary Combined	Quintile	No Fee Status (Yes/No)	Section 21 Status (Yes/No)	Nr of Educators	Nr of non-Educators	Nr of Learners 2020	Allocation per learner 2020	Main Appropriation	Adjusted Appropriation	Revised estimate	Medium term estimates			
																R'000		R'000	
																2019/20	2020/21	2021/22	2022/23
70040070	1453	NIJW RATAIDA PRIMARY SCHOOL	SEDIBENG EAST	70040070	PRIMARY	3	YES	YES	32	22	1 077	1 456	1 583	1 510	1 510	1 579	1 654	1 742	
70040065	1454	NEW HEIDELBERG SECONDARY SCHOOL	SEDIBENG EAST	70040065	SECONDARY	5	YES	YES	18	1	568	1 456	796	856	856	877	924	967	
70040067	1455	RUST TER VAAL SECONDARY SCHOOL	SEDIBENG EAST	70040067	SECONDARY	4	YES	YES	24	3	568	1 456	714	801	801	833	878	919	
70040075	1456	RATAIDA EXT 23 PRIMARY SCHOOL	SEDIBENG EAST	70040075	PRIMARY	3	YES	YES	24	2	1 016	1 456	1 297	1 441	1 441	1 489	1 589	1 643	
70032046	1457	ED MASHABANE SECONDARY SCHOOL	SEDIBENG WEST	70032046	SECONDARY	1	YES	YES	18	7	841	1 456	1 036	1 202	1 202	1 233	1 300	1 381	
70040072	1458	EVATON WEST PRIMARY SCHOOL	SEDIBENG WEST	70040072	PRIMARY	1	YES	YES	27	8	1 012	1 456	1 404	1 405	1 405	1 484	1 564	1 638	
70032027	1459	ATLEHANG PRIMARY SCHOOL	SEDIBENG WEST	70032027	PRIMARY	2	YES	YES	14	13	452	1 456	631	624	624	663	699	732	
70032028	1460	BAFOKENG PRIMARY SCHOOL	SEDIBENG WEST	70032028	PRIMARY	3	YES	YES	14	11	510	1 456	732	708	708	748	788	825	
70032029	1461	BARRAGE PRIMARY FARM SCHOOL	SEDIBENG WEST	70032029	PRIMARY	1	YES	YES	9	7	312	1 456	396	424	424	457	482	505	
70032030	1462	HATHIQUING INTERMEDIATE SCHOOL	SEDIBENG WEST	70032030	PRIMARY	4	YES	YES	15	13	315	1 456	442	436	436	462	487	510	
70032033	1463	BEVERLY HILLS SECONDARY SCHOOL	SEDIBENG WEST	70032033	SECONDARY	1	YES	YES	60	15	1 456	1 456	2 084	2 043	2 043	2 134	2 249	2 355	
70040032	1464	BOHUMELO SECONDARY SCHOOL	SEDIBENG WEST	70040032	SECONDARY	3	YES	YES	36	7	1 124	1 456	1 559	1 610	1 610	1 648	1 737	1 819	
70032034	1465	BOPHELONG PRIMARY SCHOOL	SEDIBENG WEST	70032034	PRIMARY	2	YES	YES	38	22	1 182	1 456	1 717	1 658	1 658	1 733	1 827	1 913	
70040035	1466	BOPHELONG SECONDARY SCHOOL	SEDIBENG WEST	70040035	SECONDARY	2	YES	YES	36	11	902	1 456	1 239	1 273	1 273	1 322	1 393	1 458	
70032038	1467	BOTEBO-TSEBO SECONDARY SCHOOL	SEDIBENG WEST	70032038	SECONDARY	4	YES	YES	42	12	1 144	1 456	1 570	1 614	1 614	1 677	1 768	1 851	
70032036	1468	BOTLEHADI PRIMARY SCHOOL	SEDIBENG WEST	70032036	PRIMARY	1	YES	YES	18	15	617	1 456	845	859	859	905	954	999	
70032037	1469	BULA TSHA PRIMARY SCHOOL	SEDIBENG WEST	70032037	PRIMARY	3	YES	YES	26	14	778	1 456	1 144	1 079	1 079	1 141	1 203	1 260	
70032038	1470	BULADITSHABA PRIMARY SCHOOL	SEDIBENG WEST	70032038	PRIMARY	4	YES	YES	20	13	620	1 456	863	878	878	909	958	1 003	
70040031	1471	CHIEF BAMBATA PRIMARY SCHOOL	SEDIBENG WEST	70040031	PRIMARY	1	YES	YES	42	24	1 522	1 456	2 115	2 127	2 127	2 231	2 351	2 481	
70032042	1472	DINKOENG SECONDARY SCHOOL	SEDIBENG WEST	70032042	SECONDARY	3	YES	YES	24	7	949	1 456	1 059	1 340	1 340	1 391	1 466	1 535	
70032192	1473	DINKOENG PRIMARY FARM SCHOOL	SEDIBENG WEST	70032192	PRIMARY	1	YES	YES	12	8	362	1 456	547	516	516	531	560	586	
70032040	1474	DR JHILAPO INTERMEDIATE SCHOOL	SEDIBENG WEST	70032040	PRIMARY	2	YES	YES	27	14	682	1 456	955	940	940	1 000	1 054	1 104	
70032045	1475	EKULULENI PRIMARY SCHOOL	SEDIBENG WEST	70032045	PRIMARY	3	YES	YES	23	18	775	1 456	1 091	1 070	1 070	1 136	1 197	1 253	
70033046	1476	ELUGWA PRIMARY SCHOOL	SEDIBENG WEST	70033046	PRIMARY	5	NO	YES	35	5	755	735	536	524	524	555	585	612	
70032047	1477	ELITE PRIMARY SCHOOL	SEDIBENG WEST	70032047	PRIMARY	4	YES	YES	13	11	401	1 456	563	549	549	588	620	649	
70032057	1478	EMATZINI PRIMARY SCHOOL	SEDIBENG WEST	70032057	PRIMARY	3	YES	YES	28	5	952	1 456	1 246	1 309	1 309	1 396	1 471	1 540	
70040021	1479	EMFULENI PRIMARY SCHOOL	SEDIBENG WEST	70040021	PRIMARY	2	YES	YES	33	19	973	1 456	1 315	1 347	1 347	1 426	1 503	1 574	
70032051	1480	ESOKWAZI SECONDARY SCHOOL	SEDIBENG WEST	70032051	SECONDARY	2	YES	YES	55	17	1 397	1 456	2 142	1 950	1 950	2 048	2 159	2 260	
70032052	1481	EVATON PRIMARY SCHOOL	SEDIBENG WEST	70032052	PRIMARY	2	YES	YES	42	22	1 411	1 456	1 941	1 933	1 933	2 089	2 181	2 284	
70032053	1482	FADIMEHA PRIMARY SCHOOL	SEDIBENG WEST	70032053	PRIMARY	2	YES	YES	16	10	504	1 456	676	696	696	739	779	816	
70032054	1483	FUKAMA PRIMARY SCHOOL	SEDIBENG WEST	70032054	PRIMARY	3	YES	YES	30	11	899	1 456	1 274	1 254	1 254	1 318	1 389	1 454	
70032056	1484	FUNDULWAZI SECONDARY SCHOOL	SEDIBENG WEST	70032056	SECONDARY	3	YES	YES	10	1287	1 456	1 692	1 796	1 796	1 796	1 887	1 989	2 082	
70032107	1485	HOER TEGHIESE SKOOL CAREL DE WET	SEDIBENG WEST	70032107	SECONDARY	5	NO	YES	44	6	931	735	687	657	657	684	721	755	
70033015	1486	HOERSKOOL DRIEHOEK	SEDIBENG WEST	70033015	SECONDARY	5	NO	YES	41	7	1 041	735	739	738	738	765	806	844	
70032006	1487	HOERSKOOL SUIDERIG	SEDIBENG WEST	70032006	SECONDARY	5	NO	YES	34	7	938	735	676	659	659	689	726	760	
70033019	1488	HOERSKOOL TRANVALIA	SEDIBENG WEST	70033019	SECONDARY	5	NO	YES	53	9	1 113	735	780	790	790	818	862	903	
70032004	1489	HOERSKOOL VANDERBULPARK	SEDIBENG WEST	70032004	SECONDARY	5	NO	YES	22	4	602	735	363	435	435	442	465	488	
70032058	1490	IKOKOBETSENG PRIMARY SCHOOL	SEDIBENG WEST	70032058	PRIMARY	2	YES	YES	54	25	1 963	1 456	2 270	2 349	2 349	2 438	2 570	2 691	
70032059	1491	IMFUNDI MIDDLE SCHOOL	SEDIBENG WEST	70032059	PRIMARY	1	YES	YES	31	19	835	1 456	1 220	1 163	1 163	1 224	1 290	1 351	
70032061	1492	IPHAHLULENG INTERMEDIATE SCHOOL	SEDIBENG WEST	70032061	PRIMARY	4	YES	YES	20	11	667	1 456	916	916	916	978	1 031	1 079	
70032062	1493	ITOKHETSE PRIMARY SCHOOL	SEDIBENG WEST	70032062	PRIMARY	3	YES	YES	24	12	845	1 456	1 095	1 161	1 161	1 239	1 306	1 367	
70032063	1494	ITSEBENG PRIMARY SCHOOL	SEDIBENG WEST	70032063	PRIMARY	3	YES	YES	23	13	749	1 456	1 040	1 043	1 043	1 098	1 157	1 211	
70040014	1495	BOPHELONGS NEW SECONDARY SCHOOL	SEDIBENG WEST	70040014	SECONDARY	2	YES	NO	18	4	906	1 456	937	1 284	1 284	1 328	1 400	1 465	
70032064	1496	JABULANI THABANG PRIMARY SCHOOL	SEDIBENG WEST	70032064	PRIMARY	1	YES	YES	23	15	758	1 456	1 078	1 056	1 056	1 111	1 171	1 226	
70032065	1497	JET NTEO SECONDARY SCHOOL	SEDIBENG WEST	70032065	SECONDARY	2	YES	YES	29	6	934	1 456	1 151	1 295	1 295	1 369	1 443	1 511	
70032067	1498	JORDAN SECONDARY SCHOOL	SEDIBENG WEST	70032067	SECONDARY	1	YES	YES	30	12	1 128	1 456	1 483	1 594	1 594	1 654	1 743	1 825	
70032068	1499	KATLEHO-IMFUMELELO SECONDARY SCHOOL	SEDIBENG WEST	70032068	SECONDARY	4	YES	YES	32	12	792	1 456	1 153	1 086	1 086	1 161	1 224	1 282	
70032069	1500	KOCHARE SECONDARY SCHOOL	SEDIBENG WEST	70032069	SECONDARY	2	YES	YES	19	7	795	1 456	945	1 134	1 134	1 165	1 228	1 285	
70032070	1501	KHUKHONA PRIMARY SCHOOL	SEDIBENG WEST	70032070	PRIMARY	1	YES	YES	24	14	812	1 456	1 140	1 134	1 134	1 190	1 254	1 313	
70032071	1502	KHUTI O THARO SECONDARY SCHOOL	SEDIBENG WEST	70032071	SECONDARY	3	YES	YES	51	13	1 278	1 456	1 817	1 808	1 808	1 874	1 975	2 068	
70032072	1503	KITSO PRIMARY SCHOOL	SEDIBENG WEST	70032072	PRIMARY	3	YES	YES	25	11	821	1 456	1 132	1 150	1 150	1 204	1 269	1 329	
70033032	1504	LAERSKOOL D.F. MALHERBE	SEDIBENG WEST	70033032	PRIMARY	5	NO	YES	37	5	834	735	598	585	585	613	646	676	
70033035	1505	LAERSKOOL EMFULENIPARK	SEDIBENG WEST	70033035	PRIMARY	5	NO	YES	37	5	884	735	478	489	489	503	530	555	
70032033	1506	LAERSKOOL FRANK MEYER	SEDIBENG WEST	70032033	PRIMARY	5	NO	YES	22	3	757	735	493	537	537	556	586	614	
70032010	1507	LAERSKOOL HENDRIK VAN DER BUIL	SEDIBENG WEST	70032010	PRIMARY	5	NO	YES	27	5	829	735	583	581	581	609	642	672	
70033040	1508	LAERSKOOL KOLLEGEPARK	SEDIBENG WEST	70033040	PRIMARY	5	NO	YES	37	9	848	735	589	585	585	623	657	688	
70032012	1509	LAERSKOOL NOORDHOEK	SEDIBENG WEST	70032012	PRIMARY	5	NO	YES	37	11	1 165	735	825	815	815	856	902	944	
70032013	1510	LAERSKOOL OOSPARK	SEDIBENG WEST	70032013	PRIMARY	5	NO	YES	48	7	1 222	735	859	852	852	898	946	990	
70032014	1511	LAERSKOOL PARKSING	SEDIBENG WEST	70032014	PRIMARY	2	YES	YES	23	14	643	1 456	889	890	890	943	994	1 041	
70032015	1512	LAERSKOOL TOTUS	SEDIBENG WEST	70032015	PRIMARY	5	NO	YES	27	8	675	735	480	487	487	496	523	548	
70032016	1513	LAERSKOOL VANDERWATER	SEDIBENG WEST	70032016	PRIMARY	4	NO	YES	23	4	575	735	403	390	390	423	446	467	
70032017	1514	LAKEVIEW SECONDARY SCHOOL	SEDIBENG WEST	70032017	SECONDARY	3	YES	YES	41	15	1 307	1 456	1 833	1 824	1 824	1 916	2 010	2 114	
70032078	1515	LEKHOANG SECONDARY SCHOOL	SEDIBENG WEST	70032078	SECONDARY	4	YES	YES	33	10	977	1 456	1 408	1 407	1 407	1 432	1 509	1 580	
70040010	1516	LEENA MOKOTULI PRIMARY SCHOOL	SEDIBENG WEST	70040010	PRIMARY	2	YES	YES	11	2	312	1 456	343	427	427	457	482	505	

EMIS number	No.	Name of School	District	EMIS number	Primary Secondary Combined	Quintile	No Fee Status (Yes/No)	Section 21 Status (Yes/No)	Nr of Educators	Nr of non-Educators	Nr. of Learners 2020	Allocation per learner 2020	Main Appropriation	Adjusted Appropriation	Revised estimate	Medium term estimates		
													R'000	R'000	R'000	2020/21	2021/22	2022/23
700320804	1517	LEFIKA PRIMARY SCHOOL	SEDIENING WEST	700320804	PRIMARY	2	YES	YES	28	19	797	1 466	1 147	1 112	1 112	1 168	1 231	1 289
700320838	1518	LESEDI-LA THUTO PRIMARY SCHOOL	SEDIENING WEST	700320838	PRIMARY	3	YES	YES	33	20	1 152	1 466	1 659	1 611	1 611	1 689	1 780	1 864
700321331	1519	LETSEMA-ILIMA PRIMARY SCHOOL	SEDIENING WEST	700321331	PRIMARY	1	YES	YES	37	23	1 222	1 466	1 757	1 687	1 687	1 791	1 888	1 977
700320846	1520	LETSEMEING PRIMARY SCHOOL	SEDIENING WEST	700320846	PRIMARY	2	YES	YES	36	12	1 312	1 466	1 789	1 826	1 826	1 923	2 027	2 122
700320953	1521	LETSENGO PRIMARY SCHOOL	SEDIENING WEST	700320953	PRIMARY	1	YES	YES	34	27	1 110	1 466	1 476	1 535	1 535	1 627	1 715	1 796
700320961	1522	LEJHISA PRIMARY SCHOOL	SEDIENING WEST	700320961	PRIMARY	1	YES	YES	32	23	1 038	1 466	1 508	1 433	1 433	1 522	1 604	1 679
700320879	1523	MAKOLLENG PRIMARY SCHOOL	SEDIENING WEST	700320879	PRIMARY	4	YES	YES	13	11	430	1 466	602	802	802	830	864	895
700320887	1524	MAGASELA PRIMARY SCHOOL	SEDIENING WEST	700320887	PRIMARY	2	YES	YES	23	15	653	1 466	962	894	894	957	1 009	1 056
700320903	1525	MAKAPALE PRIMARY SCHOOL	SEDIENING WEST	700320903	PRIMARY	4	YES	YES	31	19	1 087	1 466	1 536	1 501	1 501	1 594	1 680	1 759
700320911	1526	MAKOTHE PRIMARY SCHOOL	SEDIENING WEST	700320911	PRIMARY	3	YES	YES	29	12	843	1 466	1 267	1 182	1 182	1 236	1 303	1 364
700320950	1527	MAKEKE SECONDARY SCHOOL	SEDIENING WEST	700320950	SECONDARY	1	YES	YES	49	16	1 340	1 466	1 892	1 885	1 885	1 964	2 070	2 167
700321018	1528	MOGOGODI PRIMARY SCHOOL	SEDIENING WEST	700321018	PRIMARY	4	YES	YES	17	9	437	1 466	584	596	596	641	676	708
700321026	1529	MOHALADITOE SECONDARY SCHOOL	SEDIENING WEST	700321026	SECONDARY	4	YES	YES	17	7	345	1 466	511	500	500	506	533	558
700321042	1530	MOJALA-THUTO PRIMARY SCHOOL	SEDIENING WEST	700321042	PRIMARY	1	YES	YES	28	18	922	1 466	1 258	1 282	1 282	1 352	1 425	1 492
700321057	1531	MOLCAITHOA PRIMARY SCHOOL	SEDIENING WEST	700321057	PRIMARY	3	YES	YES	38	28	1 262	1 466	1 788	1 733	1 733	1 850	1 950	2 042
700321075	1532	MONTSOSI PRIMARY SCHOOL	SEDIENING WEST	700321075	PRIMARY	2	YES	YES	11	9	320	1 466	481	452	452	482	508	532
700321083	1533	MOPHOLOSI SECONDARY SCHOOL	SEDIENING WEST	700321083	SECONDARY	2	YES	YES	29	12	911	1 466	1 383	1 294	1 294	1 336	1 408	1 474
700321091	1534	MOQAKA SECONDARY SCHOOL	SEDIENING WEST	700321091	SECONDARY	4	YES	YES	18	9	426	1 466	581	606	606	623	657	688
700321109	1535	MOSHATE SECONDARY SCHOOL	SEDIENING WEST	700321109	SECONDARY	3	YES	YES	35	8	1 216	1 466	1 741	1 707	1 707	1 783	1 879	1 967
700321117	1536	MOSIOA PRIMARY SCHOOL	SEDIENING WEST	700321117	PRIMARY	1	YES	YES	15	12	508	1 466	725	710	710	745	785	822
700321125	1537	MOTLOTLO PRIMARY SCHOOL	SEDIENING WEST	700321125	PRIMARY	4	YES	YES	18	11	522	1 466	715	706	706	736	776	812
700321133	1538	MOTSEWAPALE PRIMARY SCHOOL	SEDIENING WEST	700321133	PRIMARY	1	YES	YES	15	10	503	1 466	817	744	744	737	777	814
700321141	1539	MOINISA PRIMARY SCHOOL	SEDIENING WEST	700321141	PRIMARY	2	YES	YES	32	20	1 047	1 466	1 403	1 472	1 472	1 535	1 618	1 694
700321158	1540	MTHOMBOLWAZI PRIMARY SCHOOL	SEDIENING WEST	700321158	PRIMARY	3	YES	YES	16	11	521	1 466	801	717	717	764	805	843
700321174	1541	MOHEDEA PRIMARY SCHOOL	SEDIENING WEST	700321174	PRIMARY	1	YES	YES	10	5	263	1 466	392	379	379	386	407	426
700321208	1542	MTSELE PRIMARY SCHOOL	SEDIENING WEST	700321208	PRIMARY	1	YES	YES	36	21	1 079	1 466	1 512	1 515	1 515	1 582	1 667	1 745
700320184	1543	OLIVER LODGE PRIMARY SCHOOL	SEDIENING WEST	700320184	PRIMARY	5	NO	YES	31	10	854	735	608	596	596	628	662	693
700330514	1544	PARK RIDGE PRIMARY SCHOOL	SEDIENING WEST	700330514	PRIMARY	5	NO	YES	34	7	849	735	602	585	585	624	658	689
700321224	1545	PHAHAWANG PRIMARY SCHOOL	SEDIENING WEST	700321224	PRIMARY	2	YES	YES	19	12	588	1 466	858	835	835	862	909	952
700321232	1546	PHAMEHLO PRIMARY SCHOOL	SEDIENING WEST	700321232	PRIMARY	2	YES	YES	18	11	552	1 466	768	767	767	809	853	893
700321240	1547	PHEHELLO PRIMARY SCHOOL	SEDIENING WEST	700321240	PRIMARY	4	YES	YES	30	11	1 037	1 466	1 367	1 433	1 433	1 520	1 602	1 677
700321257	1548	PHEFANE PRIMARY SCHOOL	SEDIENING WEST	700321257	PRIMARY	1	YES	YES	22	12	731	1 466	1 050	1 027	1 027	1 072	1 130	1 183
700321265	1549	PHUTHILLA PRIMARY SCHOOL	SEDIENING WEST	700321265	PRIMARY	4	YES	YES	23	14	764	1 466	1 078	1 061	1 061	1 120	1 180	1 235
700330522	1550	PHLEDENJE PRIMARY SCHOOL	SEDIENING WEST	700330522	PRIMARY	5	NO	YES	34	8	1 037	735	696	727	727	762	803	841
700321273	1551	PITSENG PRIMARY SCHOOL	SEDIENING WEST	700321273	PRIMARY	4	YES	YES	27	6	850	1 466	1 223	1 175	1 175	1 246	1 313	1 375
700321281	1552	POELANGI SECONDARY SCHOOL	SEDIENING WEST	700321281	SECONDARY	2	YES	YES	42	13	1 351	1 466	1 812	1 815	1 815	1 981	2 088	2 185
700400404	1553	POLOKONG PRIMARY SCHOOL	SEDIENING WEST	700400404	PRIMARY	1	YES	YES	38	17	1 178	1 466	1 689	1 644	1 644	1 727	1 820	1 906
700400119	1554	PRESTIGIOUS AURET SECONDARY SCHOOL	SEDIENING WEST	700400119	SECONDARY	5	YES	YES	29	7	42	1 466	574	249	249	52	65	68
700321307	1555	QEDILWE SECONDARY SCHOOL	SEDIENING WEST	700321307	SECONDARY	2	YES	YES	38	9	1 015	1 466	1 488	1 423	1 423	1 488	1 568	1 642
700321315	1556	QHOWENG PRIMARY SCHOOL	SEDIENING WEST	700321315	PRIMARY	3	YES	YES	33	18	1 006	1 466	1 424	1 412	1 412	1 475	1 555	1 628
700321349	1557	QWELAH3 PRIMARY SCHOOL	SEDIENING WEST	700321349	PRIMARY	3	YES	YES	33	26	1 085	1 466	1 524	1 510	1 510	1 591	1 677	1 756
700321356	1558	RADIPU PRIMARY FARM SCHOOL	SEDIENING WEST	700321356	PRIMARY	1	YES	YES	12	5	381	1 466	501	524	524	559	589	617
700321372	1559	RAMOGUKULA PRIMARY SCHOOL	SEDIENING WEST	700321372	SECONDARY	1	YES	YES	18	4	528	1 466	734	748	748	774	816	854
700321380	1560	RESIDENGISA SECONDARY SCHOOL	SEDIENING WEST	700321380	SECONDARY	4	YES	YES	40	14	1 323	1 466	1 757	1 860	1 860	1 940	2 045	2 141
700321398	1561	RUFASETJHARA SECONDARY SCHOOL	SEDIENING WEST	700321398	SECONDARY	2	YES	YES	46	13	1 363	1 466	1 874	1 924	1 924	1 998	2 106	2 205
700321406	1562	SAPPHIRE SECONDARY SCHOOL	SEDIENING WEST	700321406	SECONDARY	2	YES	YES	48	14	1 280	1 466	1 872	1 821	1 821	1 876	1 977	2 070
700321422	1563	SEISO PRIMARY SCHOOL	SEDIENING WEST	700321422	PRIMARY	2	YES	YES	32	22	1 105	1 466	1 521	1 471	1 471	1 620	1 707	1 787
700321430	1564	SEHOPOTISO SECONDARY SCHOOL	SEDIENING WEST	700321430	SECONDARY	3	YES	YES	23	5	692	1 466	990	968	968	1 014	1 069	1 119
700321455	1565	SETJHABA SCHULE SECONDARY SCHOOL	SEDIENING WEST	700321455	SECONDARY	4	YES	YES	23	7	868	1 466	1 144	1 215	1 215	1 272	1 341	1 404
700321463	1566	SETJHABA PRIMARY SCHOOL	SEDIENING WEST	700321463	PRIMARY	2	YES	YES	33	26	1 132	1 466	1 675	1 590	1 590	1 680	1 750	1 832
700321471	1567	SIMWE PRIMARY SCHOOL	SEDIENING WEST	700321471	PRIMARY	4	YES	YES	17	2	584	1 466	820	826	826	856	902	944
700321489	1568	SIMUSE PRIMARY SCHOOL	SEDIENING WEST	700321489	PRIMARY	2	YES	YES	27	18	997	1 466	1 339	1 377	1 377	1 462	1 541	1 613
700321497	1569	SIZALANI THUSJANG COMPREHENSIVE SCHOOL	SEDIENING WEST	700321497	SECONDARY	3	YES	YES	27	5	505	1 466	768	720	720	740	780	817
700330654	1570	SUNCREST HIGH SCHOOL	SEDIENING WEST	700330654	SECONDARY	5	NO	YES	42	10	889	735	607	623	623	653	688	720
700321505	1571	TAIDUKWAZI SECONDARY SCHOOL	SEDIENING WEST	700321505	SECONDARY	2	YES	YES	43	16	1 334	1 466	1 789	1 910	1 910	1 956	2 062	2 159
700321513	1572	THABENG PRIMARY SCHOOL	SEDIENING WEST	700321513	PRIMARY	1	YES	YES	32	20	1 017	1 466	1 464	1 407	1 407	1 491	1 572	1 645
700321521	1573	THABOLLO SECONDARY SCHOOL	SEDIENING WEST	700321521	SECONDARY	3	YES	YES	38	10	1 078	1 466	1 481	1 505	1 505	1 580	1 665	1 743
700330662	1574	THE VAAL HIGH SCHOOL	SEDIENING WEST	700330662	SECONDARY	5	NO	YES	33	8	1 054	735	556	674	674	775	817	855
700321570	1575	THUTO TIRO COMPREHENSIVE	SEDIENING WEST	700321570	SECONDARY	4	YES	YES	36	10	1 334	1 466	1 720	1 872	1 872	1 956	2 062	2 159
700321588	1576	TJHABATSATI PRIMARY SCHOOL	SEDIENING WEST	700321588	PRIMARY	4	YES	YES	24	15	728	1 466	1 031	1 013	1 013	1 067	1 125	1 178
700321596	1577	TUHOLO INTERMEDIATE SCHOOL	SEDIENING WEST	700321596	PRIMARY	2	YES	YES	22	14	702	1 466	979	958	958	1 029		

EMIS number	No.	Name of School	District	EMIS number	Primary Secondary Combined	Quintile	No Fee Status (Yes/No)	Section 21 Status (Yes/No)	Nrof Educators	Nrof non-Educators	Nr of Learners 2020	Allocation per learner 2020	Main Appropriation	Adjusted Appropriation	Revised estimate	Medium term estimates		
													R'000			R'000		
													2018/20			2020/21	2021/22	2022/23
700321638	1581	TSHEPO-THEMBA SECONDARY SCHOOL	SEDIBENG WEST	700321638	SECONDARY	2	YES	YES	30	12	795	1 496	950	1 061	1 061	1 165	1 228	1 286
700321653	1582	TSHIRELA PRIMARY SCHOOL	SEDIBENG WEST	700321653	PRIMARY	2	YES	YES	26	17	875	1 496	1 215	1 209	1 209	1 283	1 352	1 416
700321661	1583	TSHITSO PRIMARY SCHOOL	SEDIBENG WEST	700321661	PRIMARY	4	YES	YES	12	9	403	1 466	570	562	562	581	623	652
700321695	1584	TSOKOLIBANE PRIMARY SCHOOL	SEDIBENG WEST	700321695	PRIMARY	1	YES	YES	17	11	596	1 466	839	812	812	877	924	967
700321703	1585	TSOLO SECONDARY SCHOOL	SEDIBENG WEST	700321703	SECONDARY	2	YES	YES	43	16	684	1 466	1 440	1 240	1 240	1 296	1 366	1 430
700321711	1586	UBUHLE PRIMARY SCHOOL	SEDIBENG WEST	700321711	PRIMARY	3	YES	YES	17	10	570	1 466	753	791	791	836	881	922
700321737	1587	ZITHA PRIMARY SCHOOL	SEDIBENG WEST	700321737	PRIMARY	1	YES	YES	15	13	496	1 466	648	651	651	683	720	754
700321745	1588	ZITHULELE PRIMARY SCHOOL	SEDIBENG WEST	700321745	PRIMARY	2	YES	YES	10	9	307	1 466	411	416	416	450	474	496
700910011	1589	ADAMASEBE SECONDARY SCHOOL	TSHWANE NORTH	700910011	SECONDARY	1	YES	YES	34	9	980	1 466	1 596	1 336	1 336	1 407	1 483	1 553
700240507	1590	AMOGELANG SECONDARY SCHOOL	TSHWANE NORTH	700240507	SECONDARY	2	YES	YES	52	12	1 309	1 466	1 972	1 899	1 899	1 919	2 023	2 118
700241588	1591	BABINAPHUTI SECONDARY SCHOOL	TSHWANE NORTH	700241588	SECONDARY	5	NO	YES	28	11	979	735	662	662	662	720	759	795
700240595	1592	BAXOKELE PRIMARY SCHOOL	TSHWANE NORTH	700240595	PRIMARY	4	YES	YES	36	18	1 132	1 466	1 668	1 555	1 555	1 660	1 750	1 832
700240572	1593	BOEPATHUTSE JUNIOR SECONDARY SCHOOL	TSHWANE NORTH	700240572	SECONDARY	4	YES	YES	19	13	607	1 466	923	876	876	890	938	982
700910158	1594	BOITSEPO SECONDARY SCHOOL	TSHWANE NORTH	700910158	SECONDARY	1	YES	YES	29	5	1 023	1 466	1 285	1 436	1 436	1 500	1 581	1 655
700910169	1595	BOKAMOSO HIGH SCHOOL	TSHWANE NORTH	700910169	SECONDARY	1	YES	YES	22	5	585	1 466	631	844	844	868	904	946
700240580	1596	BOTSE-BOTSE SECONDARY SCHOOL	TSHWANE NORTH	700240580	SECONDARY	4	YES	YES	29	6	902	1 466	1 282	1 262	1 262	1 322	1 393	1 458
700201013	1597	CLAPHAM HIGH SCHOOL	TSHWANE NORTH	700201013	SECONDARY	6	NO	YES	43	7	969	735	703	666	666	712	750	785
700240614	1598	DC MARIVATE JUNIOR SECONDARY SCHOOL	TSHWANE NORTH	700240614	SECONDARY	3	YES	YES	25	16	840	1 466	1 275	1 195	1 195	1 245	1 312	1 374
700910207	1599	DILOPYE PRIMARY SCHOOL	TSHWANE NORTH	700910207	SECONDARY	1	YES	YES	11	8	78	1 466	150	106	106	114	120	126
700240630	1600	DITHABANG PRIMARY SCHOOL	TSHWANE NORTH	700240630	PRIMARY	4	YES	YES	12	9	325	1 466	484	480	480	476	502	526
700400397	1601	DOORHOUT PRIMARY SCHOOL	TSHWANE NORTH	700400397	PRIMARY	5	NO	YES	30	4	807	735	557	585	585	593	625	654
700240655	1602	EDIBIBIE SECONDARY SCHOOL	TSHWANE NORTH	700240655	SECONDARY	4	NO	YES	56	7	1 074	735	713	761	761	789	832	871
700241779	1603	ELIZABETH MTEMELA SECONDARY SCHOOL	TSHWANE NORTH	700241779	SECONDARY	5	NO	YES	27	10	473	735	345	351	351	348	367	384
700240663	1604	ENTOKOZWEH PRIMARY SCHOOL	TSHWANE NORTH	700240663	PRIMARY	2	YES	YES	13	2	397	1 466	465	563	563	582	613	642
700910367	1605	FATHOGANG PRIMARY SCHOOL	TSHWANE NORTH	700910367	PRIMARY	1	YES	YES	25	15	725	1 466	1 095	1 001	1 001	1 063	1 120	1 173
700400395	1606	HAMMANSKRAAL SECONDARY SCHOOL	TSHWANE NORTH	700400395	SECONDARY	1	YES	YES	50	8	1 377	1 466	1 900	1 975	1 975	2 019	2 128	2 228
700400207	1607	HAMMANSKRAAL WEST PRIMARY SCHOOL	TSHWANE NORTH	700400207	PRIMARY	2	YES	YES	37	8	1 225	1 466	1 615	1 600	1 600	1 796	1 893	1 982
700910484	1608	HUIS KEKANA SECONDARY SCHOOL	TSHWANE NORTH	700910484	SECONDARY	1	YES	YES	52	11	1 281	1 466	1 713	1 788	1 788	1 878	1 979	2 072
700240739	1609	HLAKGATANI SECONDARY SCHOOL	TSHWANE NORTH	700240739	SECONDARY	4	NO	YES	22	3	539	735	388	392	392	396	417	437
70020152	1610	HOER TEGHLOGIESE SKOOL JOHN VORSTER	TSHWANE NORTH	70020152	SECONDARY	5	NO	YES	46	8	837	735	588	595	595	615	648	678
700200334	1611	HOERSKOOL HEIDRIK VERWOERD	TSHWANE NORTH	700200334	SECONDARY	5	NO	YES	53	8	1 029	735	704	714	714	766	797	834
700240699	1612	HOERSKOOL MOITJANA	TSHWANE NORTH	700240699	SECONDARY	5	NO	YES	69	11	1 521	735	1 118	1 075	1 075	1 118	1 178	1 233
70020178	1613	HOERSKOOL OOS-MOOT	TSHWANE NORTH	70020178	SECONDARY	5	NO	YES	63	10	1 437	735	1 008	1 017	1 017	1 056	1 113	1 165
700240777	1614	HOERSKOOL OVERKUIJ	TSHWANE NORTH	700240777	SECONDARY	5	NO	YES	54	9	1 112	735	780	792	792	817	861	901
70020194	1615	HOERSKOOL STAATSPRESIDENT C R SWART	TSHWANE NORTH	70020194	SECONDARY	5	NO	YES	61	8	1 249	735	852	880	880	918	968	1 013
700203983	1616	HOERSKOOL WONDERBOOM	TSHWANE NORTH	700203983	SECONDARY	5	NO	YES	56	13	1 107	735	807	780	780	814	858	898
700910514	1617	HOSEA KEKANA SECONDARY SCHOOL	TSHWANE NORTH	700910514	SECONDARY	1	YES	YES	31	7	916	1 466	1 425	1 318	1 318	1 343	1 416	1 463
700240754	1618	IKHNEZILETHEMBA INTERMEDIATE SCHOOL	TSHWANE NORTH	700240754	PRIMARY	4	YES	YES	9	2	249	1 466	365	360	360	365	385	403
700910508	1619	ITHELELE PRIMARY SCHOOL	TSHWANE NORTH	700910508	PRIMARY	4	YES	YES	22	7	732	1 466	1 040	1 022	1 022	1 073	1 131	1 184
700910652	1620	KEKANA PRIMARY SCHOOL	TSHWANE NORTH	700910652	PRIMARY	1	YES	YES	21	14	696	1 466	1 026	976	976	1 023	1 078	1 129
700910660	1621	KGETSE-YA-TSIE PRIMARY SCHOOL	TSHWANE NORTH	700910660	SECONDARY	4	YES	YES	31	11	1 116	1 466	1 403	1 557	1 557	1 636	1 724	1 805
700910666	1622	KGOMBA PRIMARY SCHOOL	TSHWANE NORTH	700910666	PRIMARY	1	YES	YES	30	16	1 008	1 466	1 408	1 401	1 401	1 478	1 558	1 631
700240770	1623	KGOMOTSO SECONDARY SCHOOL	TSHWANE NORTH	700240770	SECONDARY	3	YES	YES	45	6	1 012	1 466	1 692	1 401	1 401	1 484	1 564	1 638
700240804	1624	KHEISANI PRIMARY SCHOOL	TSHWANE NORTH	700240804	PRIMARY	3	YES	YES	37	17	1 373	1 466	1 748	1 924	1 924	2 013	2 122	2 222
700240820	1625	KODUMELA PRIMARY SCHOOL	TSHWANE NORTH	700240820	PRIMARY	1	YES	YES	14	8	426	1 466	636	585	585	625	659	690
700240853	1626	KONDELELANI PRIMARY SCHOOL	TSHWANE NORTH	700240853	SECONDARY	1	YES	YES	32	13	1 063	1 466	1 583	1 500	1 500	1 568	1 642	1 719
700910777	1627	KUDUBE PRIMARY SCHOOL	TSHWANE NORTH	700910777	PRIMARY	4	YES	YES	21	18	797	1 466	1 050	1 095	1 095	1 168	1 231	1 289
700203789	1628	LAERSKOOL BOEREFORT	TSHWANE NORTH	700203789	PRIMARY	5	NO	YES	30	5	542	735	399	401	401	398	419	439
700200639	1629	LAERSKOOL EBEL SWEMMER	TSHWANE NORTH	700200639	PRIMARY	5	NO	YES	21	3	589	735	376	408	408	433	456	477
700240275	1630	LAERSKOOL HAKKDOORH	TSHWANE NORTH	700240275	PRIMARY	4	NO	YES	38	12	1 100	735	783	765	765	809	853	893
700240291	1631	LAERSKOOL MAGALESKRUIJ	TSHWANE NORTH	700240291	PRIMARY	5	NO	YES	47	9	958	735	673	685	685	704	742	777
700203638	1632	LAERSKOOL MAYVILLE	TSHWANE NORTH	700203638	PRIMARY	5	NO	YES	32	4	687	735	485	496	496	512	540	565
700203643	1633	LAERSKOOL HELLE SWART	TSHWANE NORTH	700203643	PRIMARY	5	NO	YES	32	5	790	735	563	546	546	581	612	641
700203621	1634	LAERSKOOL PIERDEEF	TSHWANE NORTH	700203621	PRIMARY	5	NO	YES	30	5	679	735	474	480	480	492	526	551
700203618	1635	LAERSKOOL QUEENSWOOD	TSHWANE NORTH	700203618	PRIMARY	5	NO	YES	25	4	429	735	303	300	300	315	332	348
700203688	1636	LAERSKOOL RIETfontein NOORD	TSHWANE NORTH	700203688	PRIMARY	5	NO	YES	29	7	774	735	584	541	541	569	600	628
700203679	1637	LAERSKOOL RIVIERA	TSHWANE NORTH	700203679	PRIMARY	5	NO	YES	29	25	777	735	543	556	556	571	602	630
700240317	1638	LAERSKOOL STEPHANUS ROOS	TSHWANE NORTH	700240317	PRIMARY	5	NO	YES	36	10	1 278	735	944	907	907	939	990	1 037
70020362	1639	LAERSKOOL TOTIUSDAL	TSHWANE NORTH	70020362	PRIMARY	5	NO	YES	30	4	651	735	453	454	454	478	504	528
700240333	1640	LAERSKOOL UNIEFEES	TSHWANE NORTH	700240333	PRIMARY	4	NO	YES	34	7	755	735	545	565	565	585	612	642
700203603	1641	LAERSKOOL VILIFRIA	TSHWANE NORTH	700203603	PRIMARY	5	NO	YES	36	6	917	735	654	648	648	674	710	743
700203646	1642	LAERSKOOL VOORPOS	TSHWANE NORTH	700203646	PRIMARY	5	NO	YES	37	4	695	735	491	491	491	511	536	564
700240366	1643	LAERSKOOL WONDERBOOM	TSHWANE NORTH	700240366	PRIMARY	5	NO	YES	59	8	1 167	735	886	858	858	872	919	962
70021035	1644	LAERSKOOL WONDERBOOM SUID	TSHWANE NORTH	70021035	PRIMARY	5	NO	YES	35	5	598	735	395	404	404	440	464	486

EMS number	No.	Name of School	District	EMS number	Primary Secondary Combined	Quintile	No Fee Status (Yes/No)	Section 21 Status (Yes/No)	Nr of Educators	Nr of non-Educators	Nr. of Learners 2020	Allocation per learner 2020	Main Appropriation	Adjusted Appropriation	Revised estimate	Medium term estimates		
													R'000			R'000		
													2019/20	2020/21	2021/22	2020/21	2021/22	2022/23
700910872	1646	LEFHO PRIMARY SCHOOL	TSHWANE NORTH	700910822	PRIMARY	1	YES	YES	31	16	1 037	1 466	1 498	1 444	1 444	1 520	1 602	1 677
700910826	1646	LEBOHENG PRIMARY SCHOOL	TSHWANE NORTH	700910825	PRIMARY	1	YES	YES	22	14	716	1 466	1 006	1 001	1 001	1 050	1 107	1 159
700910836	1647	LEFOKA PRIMARY SCHOOL	TSHWANE NORTH	700910836	PRIMARY	4	YES	YES	27	11	813	1 466	1 164	1 138	1 138	1 192	1 256	1 315
700400526	1648	LEHWELEHENG SECONDARY SCHOOL	TSHWANE NORTH	700400526	SECONDARY	2	YES	YES	33	10	1 084	1 466	1 528	1 537	1 537	1 589	1 675	1 754
700240896	1649	LETHABONG SECONDARY SCHOOL	TSHWANE NORTH	700240895	SECONDARY	4	YES	YES	39	12	951	1 466	1 494	1 337	1 337	1 394	1 469	1 538
700910887	1650	LETHAMAGA SECONDARY SCHOOL	TSHWANE NORTH	700910887	SECONDARY	1	YES	YES	25	5	928	1 466	1 350	1 297	1 297	1 360	1 433	1 500
700240603	1651	LINDELANI PRIMARY SCHOOL	TSHWANE NORTH	700240603	PRIMARY	4	YES	YES	23	15	761	1 466	1 144	1 145	1 145	1 116	1 176	1 231
700910526	1652	LORATONG PRIMARY SCHOOL	TSHWANE NORTH	700910526	PRIMARY	1	YES	YES	28	18	879	1 466	1 290	1 200	1 200	1 289	1 359	1 423
700240838	1653	M.J. MSIDI SECONDARY SCHOOL	TSHWANE NORTH	700240838	SECONDARY	1	YES	YES	62	11	1 002	1 466	1 464	1 397	1 397	1 469	1 548	1 621
700910952	1654	MABU-A-TLOU PRIMARY SCHOOL	TSHWANE NORTH	700910962	PRIMARY	1	YES	YES	29	17	952	1 466	1 350	1 315	1 315	1 396	1 471	1 540
700910578	1655	MADISOH SECONDARY SCHOOL	TSHWANE NORTH	700910578	SECONDARY	1	YES	YES	28	6	731	1 466	1 036	1 118	1 118	1 072	1 130	1 183
700240911	1656	MAFUMBUKA PRIMARY SCHOOL	TSHWANE NORTH	700240911	PRIMARY	1	YES	YES	40	9	1 482	1 466	2 065	2 070	2 070	2 173	2 290	2 388
700914036	1657	MAGAKA PRIMARY SCHOOL	TSHWANE NORTH	700914036	PRIMARY	1	YES	YES	27	18	927	1 466	1 275	1 359	1 359	1 359	1 432	1 499
700911026	1658	MAGTSE SECONDARY SCHOOL	TSHWANE NORTH	700911026	SECONDARY	4	YES	YES	41	8	1 085	1 466	1 607	1 510	1 510	1 591	1 677	1 756
700240629	1659	MAGHOSHI COMBINED SECONDARY SCHOOL	TSHWANE NORTH	700240629	SECONDARY	1	YES	YES	47	11	1 436	1 466	1 999	2 046	2 046	2 105	2 219	2 323
700911112	1660	MAROKOLONG PRIMARY SCHOOL	TSHWANE NORTH	700911112	PRIMARY	1	YES	YES	34	20	1 188	1 466	1 703	1 625	1 625	1 742	1 836	1 922
700911115	1661	MAROTOLA PRIMARY SCHOOL	TSHWANE NORTH	700911115	PRIMARY	1	YES	YES	23	14	856	1 466	1 230	1 180	1 180	1 255	1 323	1 385
700914026	1662	MASAKHANE PRIMARY SCHOOL	TSHWANE NORTH	700914026	PRIMARY	1	YES	YES	33	15	1 048	1 466	1 473	1 454	1 454	1 536	1 619	1 695
700240960	1663	MEMEZELO SECONDARY SCHOOL	TSHWANE NORTH	700240960	SECONDARY	4	YES	YES	25	8	821	1 466	1 036	1 080	1 080	1 204	1 269	1 329
700240978	1664	MIMSAWA PRIMARY SCHOOL	TSHWANE NORTH	700240978	PRIMARY	1	YES	YES	24	12	972	1 466	1 148	1 348	1 348	1 425	1 502	1 573
700911225	1665	MIMMOTSE PRIMARY SCHOOL	TSHWANE NORTH	700911225	PRIMARY	4	YES	YES	25	14	906	1 466	1 260	1 258	1 258	1 328	1 400	1 466
700911238	1666	MIMATSO PRIMARY SCHOOL	TSHWANE NORTH	700911238	PRIMARY	1	YES	YES	29	10	1 106	1 466	1 407	1 571	1 571	1 624	1 712	1 782
700911257	1667	MODLATI SECONDARY SCHOOL	TSHWANE NORTH	700911257	SECONDARY	1	YES	YES	46	14	1 673	1 466	2 111	2 308	2 308	2 453	2 585	2 706
700911269	1668	MODITELA PRIMARY SCHOOL	TSHWANE NORTH	700911269	SECONDARY	1	YES	YES	33	13	1 296	1 466	1 686	1 757	1 757	1 841	1 940	2 031
700240694	1669	MOKOTYAMA PRIMARY SCHOOL	TSHWANE NORTH	700240694	PRIMARY	1	YES	YES	34	16	1 129	1 466	1 596	1 558	1 558	1 655	1 744	1 826
700914035	1670	MOKOTYAMA PRIMARY SCHOOL	TSHWANE NORTH	700914035	PRIMARY	1	YES	YES	21	12	687	1 466	934	949	949	1 007	1 061	1 111
700911336	1671	MOLERE MOKE PRIMARY SCHOOL	TSHWANE NORTH	700911336	PRIMARY	1	YES	YES	20	11	666	1 466	911	930	930	978	1 029	1 077
700911394	1672	MUSALEDI PRIMARY SCHOOL	TSHWANE NORTH	700911394	PRIMARY	4	YES	YES	21	15	738	1 466	1 067	1 033	1 033	1 082	1 140	1 194
700911424	1673	MOTJIBOSANE PRIMARY SCHOOL	TSHWANE NORTH	700911424	PRIMARY	1	YES	YES	26	13	841	1 466	1 168	1 150	1 150	1 233	1 300	1 361
700911446	1674	MOTSEGOFAWIA PRIMARY SCHOOL	TSHWANE NORTH	700911446	PRIMARY	1	YES	YES	26	15	932	1 466	1 292	1 321	1 321	1 366	1 440	1 508
700241000	1675	MZIMULE PRIMARY SCHOOL	TSHWANE NORTH	700241000	PRIMARY	4	YES	YES	22	11	770	1 466	1 029	1 068	1 068	1 129	1 190	1 246
700911487	1676	NAGO PRIMARY SCHOOL	TSHWANE NORTH	700911487	PRIMARY	1	YES	YES	23	15	745	1 466	1 057	1 027	1 027	1 092	1 151	1 205
700241018	1677	NGHUNCHEKO PRIMARY SCHOOL	TSHWANE NORTH	700241018	PRIMARY	2	YES	YES	25	16	884	1 466	1 219	1 230	1 230	1 296	1 366	1 430
700400525	1678	NEW EERSTERUST SECONDARY SCHOOL	TSHWANE NORTH	700400525	SECONDARY	2	YES	YES	23	6	767	1 466	993	1 091	1 091	1 124	1 185	1 241
700240374	1679	NORTHBRIDGE PRIMARY SCHOOL	TSHWANE NORTH	700240374	PRIMARY	5	NO	YES	37	9	1 135	735	809	793	793	834	879	920
700241026	1680	NTSAKO SECONDARY SCHOOL	TSHWANE NORTH	700241026	SECONDARY	3	YES	YES	19	10	678	1 466	931	933	933	994	1 048	1 097
700241034	1681	NTSHA PEU PRIMARY SCHOOL	TSHWANE NORTH	700241034	PRIMARY	4	YES	YES	20	16	556	1 466	775	808	808	815	859	899
700911541	1682	NTSWANE SECONDARY SCHOOL	TSHWANE NORTH	700911541	SECONDARY	1	YES	YES	18	7	462	1 466	571	659	659	677	714	748
700241042	1683	ONDERSTPOORT PRIMARY SCHOOL	TSHWANE NORTH	700241042	PRIMARY	1	YES	YES	11	9	410	1 466	533	587	587	601	633	663
700911589	1684	P.H.L. MORAKA SECONDARY SCHOOL	TSHWANE NORTH	700911589	SECONDARY	4	YES	YES	36	11	388	1 466	515	557	557	569	600	628
700241059	1685	PADISAGO PRIMARY SCHOOL	TSHWANE NORTH	700241059	PRIMARY	5	NO	YES	36	14	1 147	735	796	791	791	843	889	931
700241075	1686	PHAKAMQOLA PRIMARY SCHOOL	TSHWANE NORTH	700241075	PRIMARY	4	YES	YES	34	20	1 196	1 466	1 617	1 664	1 664	1 753	1 848	1 935
700911626	1687	PHALESAJE PRIMARY SCHOOL	TSHWANE NORTH	700911626	PRIMARY	1	YES	YES	26	14	801	1 466	1 136	1 133	1 133	1 174	1 237	1 295
700241083	1688	PHUMZILE PRIMARY SCHOOL	TSHWANE NORTH	700241083	PRIMARY	3	YES	YES	10	3	319	1 466	420	428	428	468	493	516
700241125	1689	PULAMADIBOGO PRIMARY SCHOOL	TSHWANE NORTH	700241125	PRIMARY	1	YES	YES	33	20	1 246	1 466	1 599	1 731	1 731	1 827	1 926	2 017
700241133	1690	RAIKANA PRIMARY SCHOOL	TSHWANE NORTH	700241133	PRIMARY	2	YES	YES	31	17	1 008	1 466	1 404	1 404	1 404	1 478	1 558	1 631
700911709	1691	RAKGOTSO SECONDARY SCHOOL	TSHWANE NORTH	700911709	SECONDARY	1	YES	YES	38	7	967	1 466	1 462	1 364	1 364	1 418	1 456	1 505
700911713	1692	RAKABELI PRIMARY SCHOOL	TSHWANE NORTH	700911713	SECONDARY	1	YES	YES	34	15	980	1 466	1 579	1 387	1 387	1 437	1 515	1 596
700911754	1693	RAPELEGO PRIMARY SCHOOL	TSHWANE NORTH	700911754	PRIMARY	1	YES	YES	38	17	1 512	1 466	1 924	2 113	2 113	2 217	2 307	2 447
700911767	1694	RAYSHEPO SECONDARY SCHOOL	TSHWANE NORTH	700911767	SECONDARY	4	YES	YES	44	13	1 179	1 466	1 673	1 651	1 651	1 728	1 821	1 907
700241141	1695	REDDIKE PRIMARY SCHOOL	TSHWANE NORTH	700241141	PRIMARY	4	YES	YES	14	13	463	1 466	569	638	638	679	716	750
700911862	1696	REDIRILE PRIMARY SCHOOL	TSHWANE NORTH	700911862	PRIMARY	1	YES	YES	35	9	1 047	1 466	1 555	1 453	1 453	1 535	1 618	1 694
700919000	1697	RENTSE PRIMARY SCHOOL	TSHWANE NORTH	700919000	PRIMARY	2	YES	YES	21	11	604	1 466	799	845	845	885	933	977
700911799	1698	REHITULE PRIMARY SCHOOL	TSHWANE NORTH	700911799	PRIMARY	4	YES	YES	21	10	677	1 466	942	949	949	992	1 046	1 095
700911829	1699	REHILWE PRIMARY SCHOOL	TSHWANE NORTH	700911829	PRIMARY	4	YES	YES	13	3	483	1 466	638	666	666	708	746	781
700241208	1700	RHULUMI PRIMARY SCHOOL	TSHWANE NORTH	700241208	SECONDARY	3	YES	YES	12	10	320	1 466	398	441	441	469	494	517
700241373	1701	RIETONDALE PRIMARY SCHOOL	TSHWANE NORTH	700241373	PRIMARY	5	NO	YES	37	6	918	735	660	643	643	675	711	744
700241216	1702	RIVONINGO PRIMARY SCHOOL	TSHWANE NORTH	700241216	PRIMARY	2	YES	YES	32	19	1 166	1 466	1 546	1 633	1 633	1 709	1 801	1 886
700241359	1703	ROBERT HICKS PRIMARY SCHOOL	TSHWANE NORTH	700241359	PRIMARY	5	NO	YES	34	8	808	735	543	565	565	594	626	655
700241224	1704	RS MALULEKE PRIMARY SCHOOL	TSHWANE NORTH	700241224	PRIMARY	2	YES	YES	16	7	658	1 466	751	927	927	965	1 017	1 065
700914140	1705	SEDIRA SA-TSEBO PRIMARY SCHOOL	TSHWANE NORTH	700914140	PRIMARY	3	YES	YES	28	16	1 045	1 466	1 431	1 481	1 481	1 532	1 615	1 691
700241257	1706	SEETSA SA-KWEDI PRIMARY SCHOOL	TSHWANE NORTH	700241257	PRIMARY	2	YES	YES	37	20	1 308	1 466	1 764	1 832	1 832	1 918	2 022	2 117
700911931	1707	SEKAMPENING PRIMARY SCHOOL	TSHWANE NORTH	700911931	PRIMARY	1	YES	YES	35	19	1 755	1 466	2 171	2 453	2 453	2 573	2 712	2 839
700911946	1708	SELAKA PRIMARY SCHOOL	TSHWANE NORTH	700911946	PRIMARY	1	YES	YES	8	2	192	1 466	274	264	264	281	296	310

EMIS number	No	Name of School	District	EMIS number	Primary Secondary Combined	Quintile	No Fee Status (Yes/No)	Section 21 Status (Yes/No)	Nr.of Educators	Nr.of non-Educators	Nr. of Learners 2020	Allocation per learner 2020	Main Appropriation	Adjusted Appropriation	Revised estimate	Medium term estimates		
													R'000	R'000	R'000	2020/21	2021/22	2022/23
700241265	1709	SEMPHATO PRIMARY SCHOOL	TSHWANE NORTH	700241265	SECONDARY	1	YES	YES	33	15	1 286	1 466	1 716	1 811	1 811	1 885	1 987	2 080
700241273	1710	SENTIHELE SENIOR SECONDARY SCHOOL	TSHWANE NORTH	700241273	SECONDARY	2	YES	YES	40	7	1 022	1 466	1 543	1 514	1 514	1 498	1 579	1 653
700911971	1711	SEROTO MATSHEHLA PRIMARY SCHOOL	TSHWANE NORTH	700911971	PRIMARY	1	YES	YES	18	12	533	1 466	773	737	737	781	823	862
700913607	1712	SIKHULULEKILE SECONDARY SCHOOL	TSHWANE NORTH	700913607	SECONDARY	4	YES	YES	80	12	1 257	1 466	1 748	1 760	1 760	1 843	1 943	2 034
700241299	1713	SIYOKHLELA PRIMARY SCHOOL	TSHWANE NORTH	700241299	SECONDARY	4	YES	YES	11	2	341	1 466	515	475	475	500	527	552
700241307	1714	SOSHANGULWE SECONDARY SCHOOL	TSHWANE NORTH	700241307	SECONDARY	3	YES	YES	57	18	1 490	1 466	1 978	2 078	2 078	2 184	2 302	2 410
700912019	1715	ST CAMILLUS PRIMARY SCHOOL	TSHWANE NORTH	700912019	PRIMARY	2	YES	YES	30	21	1 109	1 466	1 543	1 536	1 536	1 626	1 714	1 795
700240697	1716	ST FRANCIS PRIMARY SCHOOL	TSHWANE NORTH	700240697	PRIMARY	2	YES	YES	24	14	796	1 466	1 151	1 113	1 113	1 167	1 230	1 288
700912053	1717	TABIE PRIMARY SCHOOL	TSHWANE NORTH	700912053	PRIMARY	1	YES	YES	31	17	1 009	1 466	1 443	1 422	1 422	1 479	1 559	1 632
700241346	1718	THAKOHLANG JUNIOR SECONDARY SCHOOL	TSHWANE NORTH	700241346	SECONDARY	2	YES	YES	29	15	991	1 466	1 208	1 270	1 270	1 453	1 531	1 603
700241380	1719	TIAMOKO PRIMARY SCHOOL	TSHWANE NORTH	700241380	PRIMARY	3	YES	YES	20	12	616	1 466	856	842	842	903	952	997
700912139	1720	TIPU-XENI SECONDARY SCHOOL	TSHWANE NORTH	700912139	SECONDARY	1	YES	YES	33	11	1 105	1 466	1 566	1 540	1 540	1 620	1 707	1 787
700241414	1721	TUMAGARYO PRIMARY SCHOOL	TSHWANE NORTH	700241414	PRIMARY	4	YES	YES	19	15	585	1 466	845	840	840	858	904	946
700241448	1722	TSAROGA-POKHA PRIMARY SCHOOL	TSHWANE NORTH	700241448	PRIMARY	5	YES	YES	25	7	776	1 466	1 108	1 090	1 090	1 138	1 199	1 259
700912205	1723	TSEBE NITHA PRIMARY SCHOOL	TSHWANE NORTH	700912205	SECONDARY	4	YES	YES	22	12	819	1 466	1 139	1 126	1 126	1 201	1 266	1 326
700241487	1724	UBUJHLE BEZWE JUNIOR SECONDARY SCHOOL	TSHWANE NORTH	700241487	SECONDARY	2	YES	YES	16	2	796	1 466	643	1 183	1 183	1 170	1 233	1 291
700241505	1725	UTHAHO PRIMARY SCHOOL	TSHWANE NORTH	700241505	PRIMARY	2	YES	YES	35	21	1 267	1 466	1 611	1 751	1 751	1 857	1 957	2 049
700241513	1726	VUKANI PRIMARY SCHOOL	TSHWANE NORTH	700241513	PRIMARY	3	YES	YES	27	14	835	1 466	1 165	1 173	1 173	1 224	1 290	1 351
700400776	1727	IKETLENG PRIMARY SCHOOL	TSHWANE NORTH	700400776	PRIMARY	1	YES	YES	45	3	1 727	1 466	2 483	2 439	2 439	2 532	2 669	2 794
700400796	1728	MONTAHOPOORT SECONDARY SCHOOL	TSHWANE NORTH	700400796	SECONDARY	5	YES	YES	20	2	555	1 466	628	780	780	814	856	888
700400775	1729	NELUMAPUS EXT 6 PRIMARY SCHOOL	TSHWANE SOUTH	700400775	PRIMARY	1	YES	YES	38	15	1 448	1 466	2 041	2 028	2 028	2 123	2 238	2 343
700400808	1730	WIERDAPARK PRIMARY SCHOOL	TSHWANE SOUTH	700400808	PRIMARY	5	NO	YES	32	4	938	735	1 184	655	655	689	726	760
700400672	1731	IMPERIDULO PRIMARY SCHOOL	TSHWANE SOUTH	700400672	PRIMARY	4	YES	YES	37	8	1 777	1 466	2 391	2 396	2 396	2 605	2 746	2 875
700230110	1732	AFRIKAANSE HOER MEISIESKOOI	TSHWANE SOUTH	700230110	SECONDARY	5	NO	YES	77	8	1 208	735	862	839	839	888	936	980
700230129	1733	AFRIKAANSE HOER SEUNSKOOI	TSHWANE SOUTH	700230129	SECONDARY	5	NO	YES	87	9	1 340	735	946	940	940	985	1 038	1 087
700220525	1734	AGNES CHIDI PRIMARY SCHOOL	TSHWANE SOUTH	700220525	PRIMARY	3	YES	YES	13	10	441	1 466	624	624	624	647	682	714
700230011	1735	ANDREW ANTOHUY PRIMARY SCHOOL	TSHWANE SOUTH	700230011	PRIMARY	4	NO	YES	28	9	883	735	643	616	616	649	684	716
700230144	1736	ARCADIA PRIMARY SCHOOL	TSHWANE SOUTH	700230144	PRIMARY	5	NO	YES	31	8	719	735	522	507	507	528	557	583
700220533	1737	BAJABULILE PRIMARY SCHOOL	TSHWANE SOUTH	700220533	PRIMARY	4	YES	YES	29	9	1 004	1 466	1 455	1 408	1 408	1 472	1 551	1 624
700220541	1738	BALEBOGENE PRIMARY SCHOOL	TSHWANE SOUTH	700220541	PRIMARY	4	YES	YES	21	15	819	1 466	1 067	1 108	1 108	1 201	1 266	1 326
700231514	1739	BANARENG PRIMARY SCHOOL	TSHWANE SOUTH	700231514	PRIMARY	4	YES	YES	28	21	834	1 466	1 220	1 152	1 152	1 223	1 289	1 350
700231522	1740	BATHABLE PRIMARY FARM SCHOOL	TSHWANE SOUTH	700231522	PRIMARY	1	YES	YES	37	18	1 354	1 466	1 900	1 868	1 868	1 985	2 092	2 190
700231531	1741	BATHOKWA PRIMARY SCHOOL	TSHWANE SOUTH	700231531	PRIMARY	1	YES	YES	28	11	963	1 466	1 323	1 337	1 337	1 412	1 488	1 568
700220558	1742	BOHLABATSAI PRIMARY SCHOOL	TSHWANE SOUTH	700220558	PRIMARY	3	YES	YES	10	8	322	1 466	422	443	443	472	497	520
700220566	1743	BOIKGATSHO PRIMARY SCHOOL	TSHWANE SOUTH	700220566	PRIMARY	4	YES	YES	27	16	854	1 466	1 194	1 197	1 197	1 252	1 320	1 382
700231555	1744	BOKGOTI TECHNICAL SECONDARY SCHOOL	TSHWANE SOUTH	700231555	SECONDARY	4	NO	YES	61	12	1 150	735	831	829	829	845	891	933
700221474	1745	BOHA LESEDI SECONDARY SCHOOL	TSHWANE SOUTH	700221474	SECONDARY	1	YES	YES	41	12	1 452	1 466	1 779	2 035	2 035	2 129	2 244	2 349
700210047	1746	BROOKLYN PRIMARY SCHOOL	TSHWANE SOUTH	700210047	PRIMARY	5	NO	YES	39	7	905	735	635	634	634	665	701	734
700231553	1747	BUD MBELE PRIMARY SCHOOL	TSHWANE SOUTH	700231553	PRIMARY	4	YES	YES	27	11	917	1 466	1 385	1 245	1 245	1 344	1 417	1 484
700220574	1748	BULA DIKGORO PRIMARY SCHOOL	TSHWANE SOUTH	700220574	PRIMARY	1	YES	YES	36	23	1 235	1 466	1 683	1 714	1 714	1 811	1 909	1 999
700230185	1749	BURGHER RIGHT PRIMARY SCHOOL	TSHWANE SOUTH	700230185	PRIMARY	5	NO	YES	48	13	1 268	735	925	891	891	932	982	1 028
700231605	1750	DAVID HELLEH PETA SECONDARY SCHOOL	TSHWANE SOUTH	700231605	SECONDARY	4	YES	YES	31	12	1 033	1 466	1 407	1 491	1 491	1 514	1 596	1 671
700220590	1751	DR IM MOHARE PRIMARY SCHOOL	TSHWANE SOUTH	700220590	PRIMARY	3	YES	YES	16	11	536	1 466	739	759	759	786	828	867
700231613	1752	DR WF IKOMO SECONDARY S. SCHOOL	TSHWANE SOUTH	700231613	SECONDARY	4	YES	YES	36	9	1 247	1 466	1 806	1 740	1 740	1 828	1 927	2 018
700231639	1753	EDWARD PHATLOI SECONDARY SCHOOL	TSHWANE SOUTH	700231639	SECONDARY	4	YES	YES	41	10	1 251	1 466	1 758	1 758	1 758	1 834	1 933	2 024
700220020	1754	EERSTERUST SECONDARY SCHOOL	TSHWANE SOUTH	700220020	SECONDARY	4	YES	YES	25	7	710	1 466	959	1 033	1 033	1 041	1 097	1 149
700220038	1755	EMASAIJOWEHE PRIMARY SCHOOL	TSHWANE SOUTH	700220038	PRIMARY	1	YES	YES	38	26	1 198	1 466	1 648	1 654	1 654	1 756	1 851	1 938
700220016	1756	EMTHUNZINI PRIMARY SCHOOL	TSHWANE SOUTH	700220016	PRIMARY	3	YES	YES	21	3	620	1 466	1 069	1 137	1 137	1 202	1 267	1 327
700230854	1757	ERASMA PRIMARY SCHOOL	TSHWANE SOUTH	700230854	PRIMARY	5	NO	YES	29	6	726	735	511	502	502	534	563	589
700231662	1758	ESIKHISINI PRIMARY SCHOOL	TSHWANE SOUTH	700231662	PRIMARY	2	YES	YES	16	5	569	1 466	718	819	819	834	879	920
700220624	1759	EZAZI PRIMARY SCHOOL	TSHWANE SOUTH	700220624	PRIMARY	3	YES	YES	12	7	332	1 466	487	464	464	487	513	537
700220564	1760	F F RIBEIRO PRIMARY SCHOOL (EX NTSABOHLKO)-1997	TSHWANE SOUTH	700220564	PRIMARY	3	YES	YES	42	4	649	1 466	938	915	915	951	1 002	1 049
700231670	1761	FLAVIUS MAREKA SECONDARY SCHOOL	TSHWANE SOUTH	700231670	SECONDARY	1	YES	YES	35	8	1 136	1 466	1 661	1 543	1 543	1 665	1 755	1 837
700220038	1762	FRED MAGARIDIE PRIMARY SCHOOL	TSHWANE SOUTH	700220038	PRIMARY	4	NO	YES	39	20	1 274	735	835	885	885	936	987	1 033
700220657	1763	GATANG SECONDARY SCHOOL	TSHWANE SOUTH	700220657	SECONDARY	4	YES	YES	44	7	1 220	1 466	1 961	1 790	1 790	1 789	1 886	1 975
700210120	1764	GL FJSTANTIA PRIMARY SCHOOL	TSHWANE SOUTH	700210120	PRIMARY	5	NO	YES	83	9	1 356	735	969	960	960	997	1 051	1 100
700230268	1765	HAMILTON PRIMARY SCHOOL	TSHWANE SOUTH	700230268	PRIMARY	5	NO	YES	30	8	699	735	497	450	450	514	542	567
700230029	1766	HILLSIDE PRIMARY SCHOOL	TSHWANE SOUTH	700230029	PRIMARY	4	NO	YES	35	9	1 036	735	734	726	726	761	802	840
700230037	1767	HIMALAYA SECONDARY SCHOOL	TSHWANE SOUTH	700230037	SECONDARY	3	YES	YES	32	8	889	1 466	1 298	1 257	1 257	1 318	1 389	1 454
700210299	1768	HOERSKOOI CENTURION	TSHWANE SOUTH	700210299	SECONDARY	5	NO	YES	62	10	875	735	638	615	615	643	678	710
700210153	1769	HOERSKOOI DIE WILGERS	TSHWANE SOUTH	700210153														

EMIS number	No.	Name of School	District	EMIS number	Primary Secondary Combined	Quintile	No Fee Status (Yes/No)	Section 21 Status (Yes/No)	Nr. of Educators	Nr. of non-Educators	Nr. of Learners 2020	Allocation per learner 2020	Main Appropriation	Adjusted Appropriation	Revised estimate	Medium term estimates		
														R'000		R'000		
																2020/21	2021/22	2022/23
700210195	1773	HOERSKOOl MEHl OPARK	TSHWANE SOUTH	700210195	SECONDARY	5	NO	YES	107	11	1 592	735	1 120	1 115	1 115	1 170	1 233	1 291
700220196	1774	HOERSKOOl SILVERTON	TSHWANE SOUTH	700220196	SECONDARY	5	NO	YES	41	4	858	735	588	590	590	631	665	690
700210211	1775	HOERSKOOl UIlSlG	TSHWANE SOUTH	700210211	SECONDARY	5	NO	YES	60	8	1 140	735	804	797	797	838	883	925
700210237	1776	HOERSKOOl VOORTREKKERHOOGTE	TSHWANE SOUTH	700210237	SECONDARY	5	NO	YES	54	9	1 106	735	808	771	771	813	857	887
700210245	1777	HOERSKOOl WATERKLOOF	TSHWANE SOUTH	700210245	SECONDARY	5	NO	YES	101	13	1 837	735	1 293	1 284	1 284	1 350	1 423	1 490
700210252	1778	HOERSKOOl ZWAHl KOP	TSHWANE SOUTH	700210252	SECONDARY	5	NO	YES	105	12	1 760	735	1 205	1 241	1 241	1 294	1 364	1 428
700231746	1779	HOTMEYR SECONDARY SCHOOL	TSHWANE SOUTH	700231746	SECONDARY	4	YES	YES	33	10	1 051	1 498	1 463	1 589	1 589	1 555	1 639	1 716
700211409	1780	INFJAHl MIDDLE FARM SCHOOL	TSHWANE SOUTH	700211409	PRIMARY	1	YES	YES	16	4	473	1 466	696	676	676	693	730	764
700210286	1781	IRENEl PRIMARY SCHOOL	TSHWANE SOUTH	700210286	PRIMARY	5	NO	YES	39	8	952	735	695	675	675	700	738	773
700231779	1782	ISAAC MOREl PRIMARY SCHOOL	TSHWANE SOUTH	700231779	PRIMARY	4	YES	YES	17	12	640	1 466	878	885	885	938	989	1 035
700220699	1783	Jl KENANA SECONDARY SCHOOL	TSHWANE SOUTH	700220699	SECONDARY	3	YES	YES	27	6	1 025	1 498	1 285	1 532	1 532	1 503	1 584	1 658
700730045	1784	JACARANDA PRIMARY SCHOOL	TSHWANE SOUTH	700730045	PRIMARY	4	NO	YES	36	9	1 113	735	768	778	778	818	862	903
700220707	1785	JAFTh MAHLANGU SECONDARY SCHOOL	TSHWANE SOUTH	700220707	SECONDARY	3	YES	YES	40	14	1 052	1 466	1 456	1 450	1 450	1 542	1 625	1 701
700221507	1786	JAN KOTLOLO PRIMARY SCHOOL (NELLlAPIUS PRIMARY SCHOOL NO. 3)	TSHWANE SOUTH	700221507	PRIMARY	1	YES	YES	35	10	1 354	1 498	1 850	1 897	1 897	1 985	2 052	2 190
700231803	1787	Jl DE JONG PRIMARY SCHOOL	TSHWANE SOUTH	700231803	PRIMARY	4	YES	YES	20	12	658	1 466	942	958	958	965	1 017	1 065
700231829	1788	KGABO PRIMARY SCHOOL	TSHWANE SOUTH	700231829	PRIMARY	4	YES	YES	10	7	321	1 466	454	464	464	471	496	519
700220715	1789	KHUTHALAHl SECONDARY SCHOOL	TSHWANE SOUTH	700220715	SECONDARY	1	YES	YES	38	7	1 212	1 466	1 717	1 712	1 712	1 777	1 873	1 961
700220723	1790	KOOS MATLl PRIMARY SCHOOL	TSHWANE SOUTH	700220723	PRIMARY	4	YES	YES	26	16	955	1 498	1 301	1 350	1 350	1 400	1 476	1 545
700221235	1791	LA MONTAGNEl PRIMARY SCHOOL	TSHWANE SOUTH	700221235	PRIMARY	5	NO	YES	28	4	634	735	446	443	443	466	491	514
700210633	1792	LAERSKOOl AITOUl VAN WOUW	TSHWANE SOUTH	700210633	PRIMARY	5	NO	YES	57	9	863	735	603	610	610	634	668	698
700210641	1793	LAERSKOOl BAKEl KOP	TSHWANE SOUTH	700210641	PRIMARY	5	NO	YES	46	10	967	735	692	695	695	711	749	784
700210858	1794	LAERSKOOl COlSTANTlNl PARK	TSHWANE SOUTH	700210858	PRIMARY	5	NO	YES	79	19	1 340	735	1 005	953	953	985	1 038	1 087
700220293	1795	LAERSKOOl DERDEPOORT	TSHWANE SOUTH	700220293	PRIMARY	5	NO	YES	40	10	919	735	681	650	650	675	711	744
700230821	1796	LAERSKOOl DIE HEUWEL	TSHWANE SOUTH	700230821	PRIMARY	5	NO	YES	28	5	787	735	515	551	551	578	609	638
700210674	1797	LAERSKOOl DOlRlGKLOOF	TSHWANE SOUTH	700210674	PRIMARY	5	NO	YES	46	11	1 162	735	827	820	820	854	900	942
700210690	1798	LAERSKOOl ELARDUSPARK	TSHWANE SOUTH	700210690	PRIMARY	5	NO	YES	74	3	1 356	735	925	965	965	996	1 050	1 099
700210708	1799	LAERSKOOl FLEUR	TSHWANE SOUTH	700210708	PRIMARY	5	NO	YES	38	6	1 072	735	724	746	746	788	831	870
700210716	1800	LAERSKOOl GARSFONTEIN	TSHWANE SOUTH	700210716	PRIMARY	5	NO	YES	76	10	1 811	735	1 251	1 271	1 271	1 331	1 403	1 469
700211870	1801	LAERSKOOl HENlOOPSPARK	TSHWANE SOUTH	700211870	PRIMARY	5	NO	YES	100	10	1 654	735	1 172	1 165	1 165	1 216	1 282	1 342
700232462	1802	LAERSKOOl HENlOOPSRIVIER	TSHWANE SOUTH	700232462	PRIMARY	5	NO	YES	16	2	267	735	195	189	189	196	207	217
700230904	1803	LAERSKOOl JOFIE FOURIE	TSHWANE SOUTH	700230904	PRIMARY	5	NO	YES	24	8	710	735	516	503	503	522	550	576
700230820	1804	LAERSKOOl KWAGASRAMID	TSHWANE SOUTH	700230820	PRIMARY	5	NO	YES	29	5	770	735	560	539	539	566	597	625
700220307	1805	LAERSKOOl LINDOPARK	TSHWANE SOUTH	700220307	PRIMARY	5	NO	YES	48	8	1 139	735	768	798	798	837	882	923
700210732	1806	LAERSKOOl LOUIS LEIPOLOl	TSHWANE SOUTH	700210732	PRIMARY	5	NO	YES	68	2	1 014	735	718	714	714	745	785	822
700210740	1807	LAERSKOOl LYHl WOOD	TSHWANE SOUTH	700210740	PRIMARY	5	NO	YES	52	7	963	735	687	676	676	708	746	781
700210757	1808	LAERSKOOl MEILOPARK	TSHWANE SOUTH	700210757	PRIMARY	5	NO	YES	57	8	838	735	572	580	580	616	649	680
700220335	1809	LAERSKOOl MEYERSPARK	TSHWANE SOUTH	700220335	PRIMARY	5	NO	YES	48	3	1 168	735	806	818	818	858	904	946
700210765	1810	LAERSKOOl MOHUMEHl PARK	TSHWANE SOUTH	700210765	PRIMARY	5	NO	YES	47	12	981	735	702	691	691	721	760	796
700230946	1811	LAERSKOOl OOST-EIND	TSHWANE SOUTH	700230946	PRIMARY	5	NO	YES	58	12	1 687	735	1 174	1 179	1 179	1 240	1 307	1 368
700210781	1812	LAERSKOOl PARATUSl PRIMARY SCHOOL	TSHWANE SOUTH	700210781	PRIMARY	5	NO	YES	38	7	979	735	665	666	666	720	759	795
700230951	1813	LAERSKOOl PRETORIA-OOS	TSHWANE SOUTH	700230951	PRIMARY	5	NO	YES	39	5	568	735	394	397	397	417	440	461
700210807	1814	LAERSKOOl ROOIHUISKRAAL	TSHWANE SOUTH	700210807	PRIMARY	5	NO	YES	81	9	1 727	735	1 250	1 202	1 202	1 289	1 338	1 401
700220375	1815	LAERSKOOl SILVERTON	TSHWANE SOUTH	700220375	PRIMARY	5	NO	YES	66	14	1 912	735	1 421	1 337	1 337	1 405	1 481	1 551
700230895	1816	LAERSKOOl SIMOHl BEKER	TSHWANE SOUTH	700230895	PRIMARY	5	NO	YES	30	9	886	735	606	630	630	660	696	729
700220384	1817	LAERSKOOl SKULKRANS	TSHWANE SOUTH	700220384	PRIMARY	5	NO	YES	54	6	825	735	632	582	582	606	639	669
700210815	1818	LAERSKOOl SWARTKOP	TSHWANE SOUTH	700210815	PRIMARY	5	NO	YES	57	7	1 005	735	741	706	706	739	775	816
700210831	1819	LAERSKOOl UITSlG	TSHWANE SOUTH	700210831	PRIMARY	5	NO	YES	46	10	1 111	735	749	774	774	817	861	901
700231027	1820	LAERSKOOl WESPARK	TSHWANE SOUTH	700231027	PRIMARY	5	NO	YES	34	8	1 098	735	758	749	749	784	826	865
700210856	1821	LAERSKOOl WlERDAPARK	TSHWANE SOUTH	700210856	PRIMARY	5	NO	YES	78	9	1 441	735	1 012	1 022	1 022	1 059	1 116	1 188
700403654	1822	LAETOHlA PRIMARY SCHOOL	TSHWANE SOUTH	700403654	PRIMARY	1	YES	YES	29	14	1 078	1 466	1 466	1 597	1 597	1 580	1 665	1 743
700230952	1823	LAUDlUM HEIGHTS PRIMARY SCHOOL	TSHWANE SOUTH	700230952	PRIMARY	4	NO	YES	29	9	837	735	593	586	586	616	648	678
700230980	1824	LAUDlUM PRIMARY SCHOOL	TSHWANE SOUTH	700230980	PRIMARY	4	NO	YES	27	7	786	735	543	554	554	578	609	638
700230078	1825	LAUDlUM SECONDARY SCHOOL	TSHWANE SOUTH	700230078	SECONDARY	4	NO	YES	42	8	1 054	735	677	734	734	775	817	855
700221390	1826	LE-GORAl PRIMARY SCHOOL	TSHWANE SOUTH	700221390	PRIMARY	1	YES	YES	50	37	1 915	1 466	2 602	2 687	2 687	2 807	2 959	3 098
700220749	1827	LEHLABlE SECONDARY SCHOOL	TSHWANE SOUTH	700220749	SECONDARY	4	YES	YES	43	9	1 337	1 466	1 789	1 878	1 878	1 960	2 066	2 163
700210898	1828	LYHl WOOD RIDGE PRIMARY SCHOOL	TSHWANE SOUTH	700210898	PRIMARY	5	NO	YES	57	11	1 147	735	811	805	805	843	889	931
700210906	1829	LYTTELTON MAJOR HIGH SCHOOL	TSHWANE SOUTH	700210906	SECONDARY	5	NO	YES	68	10	1 446	735	994	1 016	1 016	1 063	1 120	1 173
700210814	1830	LYTTELTON PRIMARY SCHOOL	TSHWANE SOUTH	700210814	PRIMARY	5	NO	YES	43	10	971	735	727	689	689	714	753	788
700231878	1831	MABAFENG PRIMARY SCHOOL	TSHWANE SOUTH	700231878	PRIMARY	4	YES	YES	16	12	545	1 498	598	749	749	799	842	882
700231894	1832	MAHLAHlE PRIMARY SCHOOL	TSHWANE SOUTH	700231894	PRIMARY	4	YES	YES	28	17	865	1 466	1 329	1 213	1 213	1 288	1 336	1 399
700221083	1833	MAHLASKODl - MASANA PRIMARY SCHOOL	TSHWANE SOUTH	700221083	PRIMARY	1	YES	YES	47	27	1 838	1 466	2 554	2 444	2 444	2 695	2 841	2 975
700400620	1834	MAHUBE VALLEY PRIMARY SCHOOL	TSHWANE SOUTH	700400620	PRIMARY	1	YES	YES	35	17	1 235	1 466	1 682	1 728	1 728	1 811	1 909	1 999
700231822	1835	MAKGATHO PRIMARY SCHOOL	TSHWANE SOUTH	7002318														

EMIS number	No.	Name of School	District	EMIS number	Primary Secondary Combined	Quintile	No Fee Status (Yes/No)	Section 21 Status (Yes/No)	Nr of Educators	Nr of non-Educators	Nr of Learners 2020	Allocation per learner 2020	Main Appropriation	Adjusted Appropriation	Revised estimate	Medium term estimates		
													R'000			R'000		
													2018/20	2020/21		2021/22	2022/23	2023/24
700400518	1837	MAMELODI-FAR EAST PRIMARY SCHOOL	TSHWANE SOUTH	700400518	PRIMARY	1	YES	YES	38	18	1 711	1 466	2 253	2 405	2 405	2 508	2 643	2 767
700207172	1838	MAMELODI SECONDARY SCHOOL	TSHWANE SOUTH	700207172	SECONDARY	3	YES	YES	42	10	1 514	1 466	2 071	2 166	2 166	2 220	2 340	2 450
700231936	1839	MAREMATLOU PRIMARY SCHOOL	TSHWANE SOUTH	700231936	PRIMARY	4	YES	YES	13	9	424	1 466	560	587	587	622	656	687
700231944	1840	MASIZANI PRIMARY SCHOOL	TSHWANE SOUTH	700231944	PRIMARY	4	YES	YES	25	17	863	1 466	1 167	1 170	1 170	1 285	1 333	1 366
700231951	1841	MATSEKE PRIMARY SCHOOL	TSHWANE SOUTH	700231951	PRIMARY	4	YES	YES	15	9	777	1 466	1 034	1 101	1 101	1 139	1 201	1 257
700221482	1842	MEETSE-A-BOPHELO	TSHWANE SOUTH	700221482	PRIMARY	1	YES	YES	36	23	1 340	1 466	1 891	1 908	1 908	1 964	2 070	2 167
700220695	1843	MODIRI TECHNICAL SCHOOL	TSHWANE SOUTH	700220695	SECONDARY	3	YES	YES	23	5	400	1 466	556	569	569	586	618	647
700220863	1844	MOGALE PRIMARY SCHOOL	TSHWANE SOUTH	700220863	PRIMARY	4	YES	YES	36	26	1 134	1 466	1 620	1 571	1 571	1 662	1 752	1 834
700220871	1845	MOKHOTLONG PRIMARY SCHOOL	TSHWANE SOUTH	700220871	PRIMARY	4	YES	YES	14	10	397	1 466	590	555	555	582	613	642
700220869	1846	MORAKOJA PRIMARY SCHOOL	TSHWANE SOUTH	700220869	PRIMARY	3	YES	YES	10	4	305	1 466	394	427	427	447	471	493
700220897	1847	MORETELE PRIMARY SCHOOL	TSHWANE SOUTH	700220897	PRIMARY	3	YES	YES	17	10	464	1 466	617	656	656	680	717	751
700220905	1848	MOTHEO PRIMARY SCHOOL	TSHWANE SOUTH	700220905	PRIMARY	4	YES	YES	9	8	315	1 466	456	436	436	462	487	510
700232017	1849	MOTSWEDING PRIMARY SCHOOL	TSHWANE SOUTH	700232017	PRIMARY	4	YES	YES	20	12	652	1 466	896	916	916	956	1 008	1 055
700220913	1850	MVELEDZO PRIMARY SCHOOL	TSHWANE SOUTH	700220913	PRIMARY	4	YES	YES	16	12	636	1 466	775	888	888	932	982	1 028
700220046	1851	NANTHE PRIMARY SCHOOL	TSHWANE SOUTH	700220046	PRIMARY	4	NO	YES	36	8	1 237	735	836	870	870	909	958	1 003
700220647	1852	NIDIMA PRIMARY SCHOOL	TSHWANE SOUTH	700220647	PRIMARY	3	YES	YES	48	16	841	1 466	1 051	1 150	1 150	1 233	1 300	1 361
700400529	1853	NELLMAPUS LETHABONG SECONDARY SCHOOL	TSHWANE SOUTH	700400529	SECONDARY	1	YES	YES	19	8	573	1 466	873	790	790	840	885	927
700221432	1854	NELLMAPUS PRIMARY SCHOOL	TSHWANE SOUTH	700221432	PRIMARY	1	YES	YES	49	23	1 459	1 466	1 953	2 035	2 035	2 139	2 255	2 361
700400088	1855	NELLMAPUS SECONDARY SCHOOL	TSHWANE SOUTH	700400088	SECONDARY	2	YES	YES	36	15	1 538	1 466	1 931	2 168	2 168	2 255	2 377	2 489
700220054	1856	NORRIDGE PARK PRIMARY SCHOOL	TSHWANE SOUTH	700220054	PRIMARY	4	NO	YES	38	12	1 224	735	838	837	837	900	949	994
700232041	1857	NYMA NHENGA PRIMARY SCHOOL	TSHWANE SOUTH	700232041	PRIMARY	4	YES	YES	18	9	698	1 466	821	942	942	979	1 032	1 081
700220696	1858	NYMA-NHENGU PRIMARY SCHOOL	TSHWANE SOUTH	700220696	PRIMARY	4	YES	YES	14	11	491	1 466	657	684	684	720	759	795
700400329	1859	OLUEVHOUTBOSCH PRIMARY	TSHWANE SOUTH	700400329	PRIMARY	3	YES	YES	35	21	1 282	1 466	1 678	1 799	1 799	1 894	1 996	2 050
700400458	1850	OLUEVHOUTBOSCH SECONDARY SCHOOL	TSHWANE SOUTH	700400458	SECONDARY	1	YES	YES	40	7	1 584	1 466	2 025	2 305	2 305	2 322	2 447	2 562
700400593	1861	OREFILE PRIMARY SCHOOL	TSHWANE SOUTH	700400593	PRIMARY	3	YES	YES	30	12	1 195	1 466	1 661	1 789	1 789	1 752	1 847	1 934
700220691	1862	P S FOURIE PRIMARY SCHOOL	TSHWANE SOUTH	700220691	PRIMARY	4	NO	YES	37	10	1 209	735	837	838	839	889	937	981
700232082	1863	PATOGENG PRIMARY SCHOOL	TSHWANE SOUTH	700232082	PRIMARY	4	YES	YES	19	8	654	1 466	938	916	916	959	1 011	1 059
700221515	1864	PFUNZO HIDI TSHEDIZA PRIMARY SCHOOL	TSHWANE SOUTH	700221515	PRIMARY	1	YES	YES	45	30	1 616	1 466	2 214	2 224	2 224	2 369	2 497	2 614
700220962	1865	PHATENG SECONDARY SCHOOL	TSHWANE SOUTH	700220962	SECONDARY	4	YES	YES	46	14	1 248	1 466	1 889	1 915	1 915	1 830	1 929	2 020
700220970	1866	PHELADI-JAKENE PRIMARY SCHOOL	TSHWANE SOUTH	700220970	PRIMARY	3	YES	YES	13	11	405	1 466	563	573	573	594	626	655
700232124	1867	PHELIDABA SECONDARY SCHOOL	TSHWANE SOUTH	700232124	SECONDARY	4	YES	YES	32	11	1 240	1 466	-	1 807	1 807	1 818	1 916	2 006
700232132	1868	PHILENA MIDDLE FARM SCHOOL	TSHWANE SOUTH	700232132	PRIMARY	2	YES	YES	37	16	1 313	1 466	1 855	1 838	1 838	1 925	2 029	2 124
700232651	1869	PHUTHADITSHABA PRIMARY SCHOOL	TSHWANE SOUTH	700232651	PRIMARY	2	YES	YES	47	29	1 532	1 466	2 088	2 131	2 131	2 246	2 367	2 478
700231316	1870	PRETORIA BOYS' HIGH SCHOOL	TSHWANE SOUTH	700231316	SECONDARY	5	NO	YES	93	11	1 550	735	1 093	1 082	1 082	1 139	1 201	1 257
700400331	1871	PRETORIA CENTRAL HIGH SCHOOL	TSHWANE SOUTH	700400331	SECONDARY	5	NO	YES	37	6	865	735	623	611	611	636	670	701
700231524	1872	PRETORIA HIGH SCHOOL FOR GIRLS	TSHWANE SOUTH	700231524	SECONDARY	5	NO	YES	82	12	1 471	735	1 044	1 034	1 034	1 081	1 139	1 193
700400278	1873	PRETORIA PRIMARY SCHOOL	TSHWANE SOUTH	700400278	PRIMARY	5	NO	YES	39	7	1 251	735	818	880	880	919	969	1 015
700400087	1874	PRETORIA SECONDARY SCHOOL	TSHWANE SOUTH	700400087	SECONDARY	5	NO	YES	34	5	935	735	580	684	684	687	724	759
700231340	1875	PRETORIA TECHNICAL HIGH SCHOOL	TSHWANE SOUTH	700231340	SECONDARY	5	NO	YES	47	6	888	735	644	625	625	638	672	704
700220079	1876	PROSPERITUS SECONDARY SCHOOL	TSHWANE SOUTH	700220079	SECONDARY	4	NO	YES	61	12	1 700	735	1 179	1 207	1 207	1 250	1 318	1 380
700220995	1877	PULADIFATE PRIMARY SCHOOL	TSHWANE SOUTH	700220995	PRIMARY	4	YES	YES	21	14	683	1 466	896	949	949	1 001	1 055	1 105
700221440	1878	RAMAHLE PRIMARY SCHOOL	TSHWANE SOUTH	700221440	PRIMARY	1	YES	YES	35	12	1 163	1 466	1 624	1 635	1 635	1 705	1 797	1 881
700221002	1879	REFEHTSE PRIMARY SCHOOL	TSHWANE SOUTH	700221002	PRIMARY	3	YES	YES	14	5	435	1 466	609	602	602	638	672	704
700400330	1880	REPHAFOGILE SECONDARY SCHOOL	TSHWANE SOUTH	700400330	SECONDARY	4	YES	YES	37	19	1 353	1 466	1 830	1 875	1 875	1 983	2 090	2 188
700221036	1881	RETHAKGETSE PRIMARY SCHOOL	TSHWANE SOUTH	700221036	PRIMARY	4	YES	YES	21	12	653	1 466	909	908	908	957	1 009	1 056
700221044	1882	RIBANIE-LAKA SECONDARY SCHOOL	TSHWANE SOUTH	700221044	SECONDARY	4	YES	YES	51	14	1 588	1 466	2 230	2 225	2 225	2 343	2 470	2 586
700232223	1883	SAULRIDGE SECONDARY SCHOOL	TSHWANE SOUTH	700232223	SECONDARY	2	YES	YES	35	11	1 138	1 466	1 480	1 605	1 605	1 688	1 758	1 841
700232231	1884	SEAPARANKWE PRIMARY SCHOOL	TSHWANE SOUTH	700232231	PRIMARY	4	YES	YES	29	10	780	1 466	1 132	1 104	1 104	1 143	1 205	1 262
700232249	1885	SESEHONGONG SECONDARY SCHOOL	TSHWANE SOUTH	700232249	SECONDARY	4	YES	YES	44	8	1 496	1 466	2 061	2 180	2 180	2 193	2 311	2 420
700221077	1886	SHIRIDIA PRIMARY SCHOOL	TSHWANE SOUTH	700221077	PRIMARY	3	YES	YES	12	2	352	1 466	488	512	512	516	544	570
700221093	1887	SIKHAIYISELE PRIMARY SCHOOL	TSHWANE SOUTH	700221093	PRIMARY	4	YES	YES	13	6	389	1 466	588	534	534	541	570	597
700221095	1888	SINDAWONYE PRIMARY SCHOOL	TSHWANE SOUTH	700221095	PRIMARY	4	YES	YES	10	7	328	1 466	457	456	456	482	508	532
700220681	1889	SOLONGWENHAIKHOI FREEDOM SCHOOL	TSHWANE SOUTH	700220681	SECONDARY	4	YES	YES	45	12	1 518	1 466	2 025	2 109	2 109	2 225	2 345	2 455
700211060	1890	SPRINGVALE PRIMARY SCHOOL	TSHWANE SOUTH	700211060	PRIMARY	5	NO	YES	62	14	1 281	735	942	884	884	942	993	1 040
700232256	1891	ST ABINIES PRIMARY SCHOOL	TSHWANE SOUTH	700232256	PRIMARY	4	YES	YES	18	11	587	1 466	820	827	827	861	907	950
700221028	1892	STANZA BOFAPE SECONDARY SCHOOL	TSHWANE SOUTH	700221028	SECONDARY	4	YES	YES	41	13	1 251	1 466	1 754	1 764	1 764	1 834	1 933	2 024
700400075	1893	STEVE TSWIKE SECONDARY SCHOOL	TSHWANE SOUTH	700400075	SECONDARY	3	YES	YES	34	13	1 211	1 466	1 582	1 708	1 708	1 775	1 871	1 959
700231423	1894	SUNHYSIDE PRIMARY SCHOOL	TSHWANE SOUTH	700231423	PRIMARY	5	NO	YES	41	9	1 343	735	945	943	943	987	1 040	1 089
700211144	1895	SUTHERLAND HIGH SCHOOL	TSHWANE SOUTH	700211144	SECONDARY	5	NO	YES	90	10	1 314	735	932	924	924	965	1 018	1 066
700211151	1896	THE GLEN HIGH SCHOOL	TSHWANE SOUTH	700211151	SECONDARY	5	NO	YES	61	8	1 137	735	752	802	802	836	881	922
700232272	1897	THOIHO-YA-NDU PRIMARY SCHOOL	TSHWANE SOUTH	700232272	PRIMARY	2	YES	YES	25	15	1 073	1 466	1 285	1 468	1 468	1 573	1 658	1 736
700221135	1898	THAKUKANI PRIMARY SCHOOL	TSHWANE SOUTH	700221135	PRIMARY	4	YES	YES	13	3								

EMIS number	No.	Name of School	District	EMIS number	Primary Secondary Combined	Quintile	No Fee Status (Yes/No)	Section 21 Status (Yes/No)	Nr. of Educators	Nr. of non-Educators	Nr. of Learners 2020	Allocation per learner 2020	Main Appropriation	Adjusted Appropriation	Revised estimate	Medium term estimates		
																R'000		
																2019/20	2021/22	2022/23
700400276	1501	TSHWANE SECONDARY SCHOOL	TSHWANE SOUTH	700400276	SECONDARY	5	NO	YES	18	3	383	735	298	296	296	282	297	311
700221168	1502	UMHOMBO PRIMARY SCHOOL	TSHWANE SOUTH	700221168	PRIMARY	3	YES	YES	13	7	353	1 466	491	493	493	517	545	571
700221176	1503	UDANE PRIMARY SCHOOL	TSHWANE SOUTH	700221176	PRIMARY	4	YES	YES	19	13	580	1 466	691	803	803	850	896	938
700211185	1504	VALHALLA PRIMARY SCHOOL	TSHWANE SOUTH	700211185	PRIMARY	5	NO	YES	36	9	938	735	668	643	643	689	726	760
700210849	1505	YHALLIESPARK PRIMARY SCHOOL	TSHWANE SOUTH	700210849	PRIMARY	5	NO	YES	43	2	1 083	735	751	760	760	798	839	878
700221184	1506	VLAKHOHEIN SECONDARY SCHOOL	TSHWANE SOUTH	700221184	SECONDARY	3	YES	YES	25	7	785	1 466	1 013	1 136	1 136	1 151	1 213	1 270
700221192	1507	VUKANYI MAWETHU SECONDARY SCHOOL	TSHWANE SOUTH	700221192	SECONDARY	3	YES	YES	27	7	849	1 466	1 067	1 159	1 159	1 245	1 312	1 374
700221573	1508	VUKALU/THWANE PRIMARY SCHOOL	TSHWANE SOUTH	700221573	PRIMARY	1	YES	YES	28	17	1 186	1 466	1 532	1 728	1 728	1 739	1 833	1 919
700212267	1509	WALTER SIGULU PRIMARY SCHOOL	TSHWANE SOUTH	700212267	PRIMARY	3	YES	YES	41	27	1 251	1 466	1 799	1 750	1 750	1 834	1 933	2 024
700232306	1510	WATLOH JAMISOH PRIMARY SCHOOL	TSHWANE SOUTH	700232306	PRIMARY	4	YES	YES	22	14	756	1 466	1 099	1 049	1 049	1 108	1 168	1 223
700211219	1511	WATERLOOF PRIMARY SCHOOL	TSHWANE SOUTH	700211219	PRIMARY	5	NO	YES	42	5	924	735	666	646	646	679	716	750
700211735	1512	WILLIOWRIDGE HIGH SCHOOL	TSHWANE SOUTH	700211735	SECONDARY	5	NO	YES	65	9	1 164	735	828	817	817	856	902	944
700221200	1513	ZAKHELE PRIMARY SCHOOL	TSHWANE SOUTH	700221200	PRIMARY	4	YES	YES	12	11	483	1 466	571	666	666	708	746	781
700400304	1514	ZELUMAPUS EXT. 1 PRIMARY SCHOOL	TSHWANE SOUTH	700400304	PRIMARY	1	YES	NO	32	4	1 410	1 466	1 596	1 900	1 900	2 067	2 179	2 281
700221218	1515	ZAMHUTUTHUKO PRIMARY SCHOOL	TSHWANE SOUTH	700221218	PRIMARY	3	YES	YES	15	9	474	1 466	628	659	659	685	733	767
700240499	1516	A RE THABEJA PRIMARY SCHOOL	TSHWANE WEST	700240499	PRIMARY	4	YES	YES	24	15	1 077	1 466	1 277	1 512	1 512	1 579	1 664	1 742
700910007	1517	ABEL MOTSHOANE SECONDARY SCHOOL	TSHWANE WEST	700910007	SECONDARY	4	YES	YES	33	11	966	1 466	1 398	1 437	1 437	1 401	1 477	1 546
700400380	1518	AMANDASIG SECONDARY SCHOOL	TSHWANE WEST	700400380	SECONDARY	4	NO	YES	30	4	1 106	735	640	797	797	813	857	897
700240515	1519	AYALIDA PRIMARY SCHOOL	TSHWANE WEST	700240515	PRIMARY	2	YES	YES	39	32	1 894	1 466	2 266	2 390	2 360	2 483	2 617	2 740
700915064	1520	BACHANA MOKWENA PRIMARY SCHOOL	TSHWANE WEST	700915064	PRIMARY	1	YES	YES	34	26	870	1 466	1 243	1 215	1 215	1 289	1 359	1 423
700240531	1521	BALESENG PRIMARY SCHOOL	TSHWANE WEST	700240531	SECONDARY	5	YES	YES	30	7	909	1 466	1 394	1 243	1 243	1 303	1 405	1 471
700910126	1522	BOOUBELO PRIMARY SCHOOL	TSHWANE WEST	700910126	PRIMARY	3	YES	YES	20	17	669	1 466	973	926	926	981	1 034	1 083
700910139	1523	BOIKANYO PRIMARY SCHOOL	TSHWANE WEST	700910139	PRIMARY	4	NO	YES	35	21	1 071	735	746	750	750	787	829	868
700241810	1524	BOKAMOSO PRIMARY SCHOOL	TSHWANE WEST	700241810	PRIMARY	2	YES	YES	38	25	1 367	1 466	1 885	1 913	1 913	2 004	2 112	2 211
700910214	1525	BOTSALO PRIMARY SCHOOL	TSHWANE WEST	700910214	PRIMARY	4	YES	YES	25	22	680	1 466	992	966	966	1 012	1 067	1 117
700232687	1526	BRIJIDHAVEN PRIMARY SCHOOL	TSHWANE WEST	700232687	PRIMARY	4	NO	YES	33	23	1 075	735	770	751	751	790	833	872
700230193	1527	CAPITAL PARK PRIMARY SCHOOL	TSHWANE WEST	700230193	PRIMARY	5	NO	YES	27	6	592	735	435	420	420	435	468	480
700240598	1528	CENTRAL SECONDARY SCHOOL	TSHWANE WEST	700240598	SECONDARY	3	YES	YES	26	7	990	1 466	1 301	1 386	1 386	1 451	1 529	1 601
700400263	1529	DASFOORT SECONDARY SCHOOL	TSHWANE WEST	700400263	SECONDARY	5	NO	YES	25	5	826	735	384	639	639	607	640	670
700910276	1530	DIKGAKOLOGO PRIMARY SCHOOL	TSHWANE WEST	700910276	PRIMARY	1	YES	YES	38	23	1 168	1 466	1 675	1 617	1 617	1 712	1 804	1 889
700241109	1531	DIMAKATSO PRIMARY SCHOOL	TSHWANE WEST	700241109	PRIMARY	2	YES	YES	29	14	964	1 466	1 364	1 348	1 348	1 413	1 489	1 559
700910314	1532	DITSHABA PRIMARY SCHOOL	TSHWANE WEST	700910314	PRIMARY	4	YES	YES	15	14	404	1 466	598	563	563	592	624	653
700910362	1533	DR. A. T. MORESELE SECONDARY SCHOOL	TSHWANE WEST	700910362	SECONDARY	4	YES	YES	38	6	1 137	1 466	1 456	1 604	1 604	1 667	1 757	1 840
700914251	1534	DR. MOTSHUENYANE SECONDARY SCHOOL	TSHWANE WEST	700914251	SECONDARY	1	YES	YES	30	8	790	1 466	1 139	1 129	1 129	1 158	1 221	1 279
700910350	1535	EDWIN MOALUSI PRIMARY SCHOOL	TSHWANE WEST	700910350	PRIMARY	5	YES	YES	25	14	916	1 466	1 205	1 254	1 254	1 343	1 416	1 493
700910355	1536	EMA PRIMARY SCHOOL	TSHWANE WEST	700910355	PRIMARY	4	YES	YES	42	22	1 349	1 466	2 060	1 981	1 981	1 978	2 085	2 183
700914249	1537	FR. SWAHSALISO MHAHATSWA SECONDARY SCHOOL	TSHWANE WEST	700914249	SECONDARY	4	YES	YES	25	10	871	1 466	1 234	1 273	1 273	1 277	1 346	1 409
700240713	1538	FUNEKILE SECONDARY SCHOOL	TSHWANE WEST	700240713	SECONDARY	1	YES	YES	20	9	964	1 466	1 232	1 323	1 323	1 413	1 489	1 559
700400208	1539	FUSION SECONDARY SCHOOL	TSHWANE WEST	700400208	SECONDARY	5	YES	YES	39	8	1 083	1 466	1 622	1 544	1 544	1 588	1 674	1 753
700910398	1540	GALERBOE MIDDLE SCHOOL	TSHWANE WEST	700910398	SECONDARY	1	YES	YES	14	3	474	1 466	646	664	664	695	733	767
700241852	1541	GONTSE PRIMARY SCHOOL	TSHWANE WEST	700241852	PRIMARY	2	YES	YES	39	24	1 338	1 466	1 879	1 850	1 850	1 962	2 068	2 165
700230300	1542	HILLVIEW HIGH SCHOOL	TSHWANE WEST	700230300	SECONDARY	5	NO	YES	48	7	1 207	735	831	843	843	887	935	979
700910479	1543	HILGETALENTOSA SECONDARY SCHOOL	TSHWANE WEST	700910479	SECONDARY	4	YES	YES	27	6	746	1 466	1 026	1 005	1 005	1 094	1 153	1 207
700240747	1544	HILOMPANANG SECONDARY SCHOOL	TSHWANE WEST	700240747	SECONDARY	4	YES	YES	40	12	1 077	1 466	1 428	1 511	1 511	1 579	1 664	1 742
700230319	1545	HOER TEGHIESE SKOOL PRETORIA-TUINE	TSHWANE WEST	700230319	SECONDARY	5	NO	YES	32	5	679	735	484	533	533	499	526	551
700240044	1546	HOERSKOOL AKASIA	TSHWANE WEST	700240044	SECONDARY	5	NO	YES	51	8	1 164	735	790	815	819	856	902	944
700230305	1547	HOERSKOOL ELANDSPORT	TSHWANE WEST	700230305	SECONDARY	5	NO	YES	41	7	1 108	735	778	770	770	814	858	898
700240051	1548	HOERSKOOL GERBET MARITZ	TSHWANE WEST	700240051	SECONDARY	5	NO	YES	47	6	1 096	735	755	803	803	806	850	890
700230342	1549	HOERSKOOL HERCULES	TSHWANE WEST	700230342	SECONDARY	5	NO	YES	25	4	726	735	409	515	515	534	563	589
700230359	1550	HOERSKOOL LANGEHOVEN	TSHWANE WEST	700230359	SECONDARY	5	NO	YES	65	10	1 527	735	964	1 069	1 069	1 122	1 183	1 239
700240085	1551	HOERSKOOL PRETORIA-NORD	TSHWANE WEST	700240085	SECONDARY	5	NO	YES	41	7	1 014	735	716	714	714	745	785	822
700230367	1552	HOERSKOOL PRETORIA-WES	TSHWANE WEST	700230367	SECONDARY	5	NO	YES	38	7	1 032	735	649	707	707	736	776	812
700230375	1553	HOERSKOOL TUINE	TSHWANE WEST	700230375	SECONDARY	5	NO	YES	51	10	1 179	735	849	824	824	867	914	957
700910512	1554	HOLY TRINITY SECONDARY SCHOOL	TSHWANE WEST	700910512	SECONDARY	1	YES	YES	28	11	823	1 229	1 229	1 150	1 150	1 207	1 272	1 332
700910553	1555	I. R. LESOLANG SECONDARY SCHOOL	TSHWANE WEST	700910553	SECONDARY	1	YES	YES	40	11	1 018	1 466	1 456	1 429	1 429	1 492	1 573	1 647
700910524	1556	IKAGHIG PRIMARY SCHOOL	TSHWANE WEST	700910524	PRIMARY	1	YES	YES	20	14	530	1 466	784	767	767	777	819	857
700910531	1557	IKELENG PRIMARY SCHOOL	TSHWANE WEST	700910531	PRIMARY	3	YES	YES	43	21	1 330	1 466	1 923	1 872	1 872	1 950	2 055	2 152
700910674	1558	ITSENG PRIMARY SCHOOL	TSHWANE WEST	700910674	PRIMARY	1	YES	YES	34	21	1 153	1 466	1 590	1 605	1 605	1 680	1 781	1 865
700241802	1559	ITUMELENG MADIBA PRIMARY SCHOOL	TSHWANE WEST	700241802	PRIMARY	2	YES	YES	35	22	1 077	1 466	1 487	1 501	1 501	1 579	1 664	1 742
700240762	1560	KGADIME MATSEPE SECONDARY SCHOOL	TSHWANE WEST	700240762	SECONDARY	2	YES	YES	43	7	962	1 466	1 432	1 348	1 348	1 410	1 486	1 566
700910788	1561	KOGOTHELENG PRIMARY SCHOOL	TSHWANE WEST	700910788	PRIMARY	1	YES	YES	42	25	1 477	1 466	2 081	2 046	2 046	2 165	2 282	2 389
700910761	1562	KOPA DIALALO PRIMARY SCHOOL	TSHWANE WEST	700910761	PRIMARY	4	YES	YES	16	15	489	1 466	755	691	691	732	772	808
700910780	1563	KULABH PRIMARY SCHOOL	TSHWANE WEST	700910780	PRIMARY	1	YES	YES	27	19	1 013	1 466	1 390	1 422	1 422	1 485	1 555	1 639
700240861	1564	KUTUNG PRIMARY SCHOOL	TSHWANE WEST	700240861	PRIMARY	4	YES	YES	21	12	751	1 466	1 027	1 031	1 031	1 101	1 160	1 215

EMIS number	No.	Name of School	District	EMIS number	Primary Secondary Combined	Quintile	No Fee Status (Yes/No)	Section 21 Status (Yes/No)	Nrof Educators	Nrof non-Educators	Nr. of Learners 2020	Allocation per learner 2020	Main Appropriation	Adjusted Appropriation	Revised estimate	Medium term estimates			
																R'000			
																2019/20			
																2020/21	2021/22	2022/23	
700910794	1965	I.G. HOFFE SECONDARY SCHOOL	TSHWANE WEST	700910794	SECONDARY	1	YES	YES	30	7	906	1 466	1 102	1 315	1 315	1 328	1 400	1 466	
700240259	1966	LAERSKOO AKASIA	TSHWANE WEST	700240259	PRIMARY	5	NO	YES	55	2	1 723	735	1 196	1 204	1 204	1 266	1 334	1 397	
700230771	1967	LAERSKOO BERGSG	TSHWANE WEST	700230771	PRIMARY	5	NO	YES	28	4	490	735	313	356	356	360	379	397	
700230797	1968	LAERSKOO BOOYSENS	TSHWANE WEST	700230797	PRIMARY	5	NO	YES	49	4	1 258	735	788	881	881	925	975	1 021	
700230805	1969	LAERSKOO BROEDERSTROOM	TSHWANE WEST	700230805	PRIMARY	4	NO	YES	22	4	307	735	213	208	208	226	238	249	
700240767	1970	LAERSKOO DANIE MALAN	TSHWANE WEST	700240767	PRIMARY	5	NO	YES	51	9	1 342	735	916	941	941	980	1 039	1 088	
700230947	1971	LAERSKOO EEDRACHT	TSHWANE WEST	700230947	PRIMARY	5	NO	YES	32	15	897	735	644	628	628	659	695	728	
700230862	1972	LAERSKOO GHEHRAAL BEYERS	TSHWANE WEST	700230862	PRIMARY	5	NO	YES	45	8	1 315	735	952	934	934	967	1 019	1 067	
700230870	1973	LAERSKOO GHEHRAAL JACQUES PIENAR	TSHWANE WEST	700230870	PRIMARY	5	NO	YES	33	7	824	735	598	577	577	606	639	669	
700230886	1974	LAERSKOO GHEHRAAL NICOLAAS SMIT	TSHWANE WEST	700230886	PRIMARY	5	NO	YES	48	11	1 175	735	834	844	844	864	911	954	
700230896	1975	LAERSKOO HERMANSTAD	TSHWANE WEST	700230896	PRIMARY	5	NO	YES	32	5	728	735	526	521	521	535	564	591	
700230912	1976	LAERSKOO KAMELDORF	TSHWANE WEST	700230912	PRIMARY	5	NO	YES	18	7	506	735	297	305	305	372	392	410	
700240309	1977	LAERSKOO RACHEL DE BEER	TSHWANE WEST	700240309	PRIMARY	5	NO	YES	56	6	1 362	735	903	963	963	994	1 048	1 097	
700230987	1978	LAERSKOO SAAMSPAN	TSHWANE WEST	700230987	PRIMARY	5	NO	YES	23	3	530	735	371	365	365	390	411	430	
700240325	1979	LAERSKOO THERESA-PARK	TSHWANE WEST	700240325	PRIMARY	5	NO	YES	45	8	1 263	735	840	892	892	921	971	1 017	
700231001	1980	LAERSKOO TUIHE	TSHWANE WEST	700231001	PRIMARY	5	NO	YES	48	5	818	735	586	592	592	601	633	663	
700231019	1981	LAERSKOO TUIJIRAND	TSHWANE WEST	700231019	PRIMARY	5	NO	YES	41	5	792	735	572	565	565	582	613	642	
700240341	1982	LAERSKOO VISSERSHOEK	TSHWANE WEST	700240341	PRIMARY	4	NO	YES	13	2	200	735	130	145	145	147	155	162	
700240358	1983	LAERSKOO VOORTREKKER-EEUFES	TSHWANE WEST	700240358	PRIMARY	5	NO	YES	41	7	1 268	735	852	880	880	932	982	1 028	
700230913	1984	LAERSKOO WESTERLIG	TSHWANE WEST	700230913	PRIMARY	5	NO	YES	25	7	787	735	497	532	532	578	609	638	
700910824	1985	LEBOGAKO PRIMARY SCHOOL	TSHWANE WEST	700910824	PRIMARY	1	YES	YES	17	14	597	1 466	828	858	858	875	922	965	
700910845	1986	LEKGALONG PRIMARY SCHOOL	TSHWANE WEST	700910845	PRIMARY	4	YES	YES	15	13	624	1 466	830	881	881	915	964	1 009	
700240887	1987	LESEDI POTLATJA PRIMARY SCHOOL	TSHWANE WEST	700240887	PRIMARY	2	YES	YES	22	16	878	1 466	938	956	956	994	1 048	1 097	
700241844	1988	LESEDI PRIMARY SCHOOL	TSHWANE WEST	700241844	PRIMARY	2	YES	YES	34	21	1 230	1 466	1 097	1 806	1 806	1 891	1 993	2 087	
700910878	1989	LESEGO PRIMARY SCHOOL	TSHWANE WEST	700910878	PRIMARY	4	NO	YES	17	15	416	735	308	289	289	306	323	338	
700910881	1990	LESOLANG PRIMARY SCHOOL	TSHWANE WEST	700910881	PRIMARY	4	NO	YES	17	14	601	735	426	419	419	442	466	488	
700910895	1991	LETLOTLO PRIMARY SCHOOL	TSHWANE WEST	700910895	SECONDARY	3	YES	YES	24	5	676	1 466	1 030	987	987	991	1 045	1 094	
700400154	1992	LOTUS GARDENS PRIMARY SCHOOL	TSHWANE WEST	700400154	PRIMARY	5	YES	YES	34	24	1 222	1 466	1 742	1 696	1 696	1 791	1 888	1 977	
700230248	1993	LOTUS GARDENS SECONDARY SCHOOL	TSHWANE WEST	700230248	SECONDARY	5	NO	YES	34	8	1 082	735	756	748	748	796	838	877	
700910937	1994	LOWE PRIMARY SCHOOL	TSHWANE WEST	700910937	PRIMARY	3	YES	YES	22	15	764	1 466	1 072	1 086	1 086	1 120	1 180	1 235	
700914252	1995	LUCAS MOTSHABANGI SECONDARY SCHOOL	TSHWANE WEST	700914252	SECONDARY	1	YES	YES	16	8	620	1 466	804	860	860	909	958	1 003	
700910953	1996	M.H. BALOI SECONDARY SCHOOL	TSHWANE WEST	700910953	SECONDARY	1	YES	YES	38	7	913	1 466	1 222	1 289	1 289	1 338	1 410	1 476	
700910961	1997	MABOPANE SECONDARY SCHOOL	TSHWANE WEST	700910961	SECONDARY	3	YES	YES	28	12	687	1 466	910	967	967	1 007	1 061	1 111	
700911001	1998	MAHLWARENG PRIMARY SCHOOL	TSHWANE WEST	700911001	PRIMARY	1	YES	YES	33	24	1 019	1 466	1 426	1 441	1 441	1 494	1 575	1 649	
700911097	1999	MAHLWELONG PRIMARY SCHOOL	TSHWANE WEST	700911097	PRIMARY	1	YES	YES	33	23	1 162	1 466	1 649	1 617	1 617	1 703	1 795	1 879	
700911084	2000	MABOPANE SECONDARY SCHOOL	TSHWANE WEST	700911084	SECONDARY	1	YES	YES	22	8	639	1 466	876	944	944	937	988	1 034	
700911114	2001	MABOPANE PRIMARY SCHOOL	TSHWANE WEST	700911114	PRIMARY	3	YES	YES	16	14	614	1 466	807	855	855	900	949	994	
700911120	2002	MARULA PRIMARY SCHOOL	TSHWANE WEST	700911120	PRIMARY	3	YES	YES	22	14	862	1 466	894	917	917	970	1 022	1 070	
700240537	2003	MATHAGA PRIMARY SCHOOL	TSHWANE WEST	700240537	PRIMARY	4	YES	YES	18	15	911	1 466	1 212	1 275	1 275	1 336	1 408	1 474	
700240562	2004	MEETSENG PRIMARY SCHOOL	TSHWANE WEST	700240562	PRIMARY	4	YES	YES	26	13	990	1 466	1 285	1 365	1 365	1 451	1 529	1 601	
700911187	2005	MERAFENG PRIMARY SCHOOL	TSHWANE WEST	700911187	PRIMARY	1	YES	YES	23	14	772	1 466	1 112	1 099	1 099	1 132	1 193	1 249	
700911205	2006	MOKOTWA DUBE PRIMARY SCHOOL	TSHWANE WEST	700911205	PRIMARY	1	YES	YES	25	16	887	1 466	1 254	1 236	1 236	1 300	1 370	1 434	
700911263	2007	MODIRI SECONDARY SCHOOL	TSHWANE WEST	700911263	SECONDARY	4	YES	YES	42	10	1 232	1 466	1 692	1 715	1 715	1 806	1 904	1 993	
700911268	2008	MODISILLE PRIMARY SCHOOL	TSHWANE WEST	700911268	PRIMARY	2	YES	YES	37	19	1 229	1 466	1 679	1 717	1 717	1 802	1 899	1 988	
700911388	2009	MORULA VIEW PRIMARY SCHOOL	TSHWANE WEST	700911388	PRIMARY	4	YES	YES	20	16	722	1 466	965	1 019	1 019	1 058	1 115	1 167	
700911498	2010	MSAKA WASEKO SECONDARY SCHOOL	TSHWANE WEST	700911498	SECONDARY	4	YES	YES	20	10	1 054	1 466	1 179	1 439	1 439	1 546	1 628	1 705	
700911481	2011	MICK MPSHE SECONDARY SCHOOL	TSHWANE WEST	700911481	SECONDARY	1	YES	YES	31	6	696	1 466	978	992	992	1 020	1 075	1 126	
700911556	2012	MINTSUEBE HIGH SCHOOL	TSHWANE WEST	700911556	SECONDARY	4	YES	YES	19	7	543	1 466	880	905	905	936	939	978	
700911520	2013	NOAG PRIMARY SCHOOL	TSHWANE WEST	700911520	PRIMARY	3	YES	YES	20	13	790	1 466	960	1 102	1 102	1 158	1 221	1 278	
700230086	2014	OMAKHASE FRAHIM LOTUS GARDENS PRIMARY SCHOOL	TSHWANE WEST	700230086	PRIMARY	5	NO	YES	36	18	1 254	735	910	884	884	927	972	1 018	
700400327	2015	ORCHARDS PRIMARY SCHOOL (TW)	TSHWANE WEST	700400327	PRIMARY	5	NO	YES	45	9	1 480	735	1 008	1 051	1 051	1 095	1 154	1 208	
700911609	2016	PHLOTONA PRIMARY SCHOOL	TSHWANE WEST	700911609	SECONDARY	3	YES	YES	37	7	1 221	1 466	1 654	1 694	1 694	1 790	1 887	1 976	
700911638	2017	PHILEMON MOTITSHO PRIMARY SCHOOL	TSHWANE WEST	700911638	PRIMARY	1	YES	YES	32	15	1 111	1 466	1 517	1 546	1 546	1 629	1 717	1 798	
700241091	2018	PHUTHAJANG PRIMARY SCHOOL	TSHWANE WEST	700241091	PRIMARY	4	YES	YES	24	13	739	1 466	1 037	1 008	1 008	1 083	1 141	1 195	
700911703	2019	RADINEO PRIMARY SCHOOL	TSHWANE WEST	700911703	PRIMARY	4	YES	YES	18	12	513	1 466	672	734	734	752	793	830	
700911707	2020	RAKALE THABONG PRIMARY SCHOOL	TSHWANE WEST	700911707	PRIMARY	4	YES	YES	18	11	657	1 466	810	905	905	963	1 015	1 063	
700911749	2021	RAHTAILANE SECONDARY SCHOOL	TSHWANE WEST	700911749	SECONDARY	4	YES	YES	36	17	904	1 466	1 339	1 319	1 319	1 369	1 443	1 511	
700241828	2022	REABETSEWE PRIMARY SCHOOL	TSHWANE WEST	700241828	PRIMARY	2	YES	YES	38	23	1 339	1 466	1 855	1 904	1 904	1 963	2 069	2 166	
700914265	2023	REFALLEGH PRIMARY SCHOOL	TSHWANE WEST	700914265	PRIMARY	3	YES	YES	25	18	701	1 466	1 092	1 005	1 005	1 028	1 084	1 135	
700911794	2024	REFALOTSE PRIMARY SCHOOL	TSHWANE WEST	700911794	PRIMARY	1	YES	YES	36	22	1 284	1 466	1 651	1 753	1 753	1 882	1 964	2 077	
700911798	2025	REFILWE PRIMARY SCHOOL	TSHWANE WEST	700911798	PRIMARY	1	YES	YES	26	20	916	1 466	1 247	1 270	1 270	1 343	1 416	1 483	
700241156	2026	REFITHULE PELE PRIMARY SCHOOL NO 1	TSHWANE WEST	700241156	PRIMARY	2	YES	YES	40	26	1 278	1 466	1 748	1 783	1 783	1 874	1 975	2 068	
700911807	2027	REHMOLOI SWE PRIMARY SCHOOL	TSHWANE WEST	700911807	PRIMARY	1	YES	YES	27	17	895	1 466	1 240	1 255	1 255	1 312	1 383	1 448	
700241174	2028	REITUMETSE SECONDARY SCHOOL	TSHWANE WEST	700241174	SECONDARY	5	NO	YES	42	7	1 161	735	780	804	804	853	889	941	

EMIS number	No.	Name of School	District	EMIS number	Primary Secondary Combined	Quintile	No Fee Status (Yes/No)	Section 21 Status (Yes/No)	Nr of Educators	Nr of non-Educators	Nr of Learners 2020	Allocation per learner 2020	Main Appropriation	Adjusted Appropriation	Revised estimate	Medium term estimates		
													R000			R000		
													2019/20	2020/21	2021/22	2020/21	2021/22	2022/23
700911471	2029	REKOPAU SE PRIMARY SCHOOL	TSHWANE WEST	700911471	PRIMARY	3	YES	YES	23	18	791	1 466	1 093	1 112	1 112	1 160	1 223	1 280
700241190	2030	RETHOMILE PRIMARY SCHOOL	TSHWANE WEST	700241190	SECONDARY	4	YES	YES	30	10	1 028	1 466	1 503	1 441	1 441	1 507	1 588	1 663
700911845	2031	RE LULILELE PRIMARY SCHOOL	TSHWANE WEST	700911845	PRIMARY	4	YES	YES	14	2	443	1 466	526	617	617	648	684	716
700241166	2032	RODNEY MOKOHA PREPARATORY SCHOOL	TSHWANE WEST	700241166	PRIMARY	2	YES	YES	43	30	1 618	1 466	2 259	2 225	2 225	2 372	2 500	2 618
700241232	2033	RUABCHALE JUNIOR SECONDARY SCHOOL	TSHWANE WEST	700241232	SECONDARY	2	YES	YES	42	13	1 420	1 466	1 840	1 970	1 970	2 082	2 194	2 297
700913618	2034	SEAGHKG SECONDARY SCHOOL	TSHWANE WEST	700913618	SECONDARY	1	YES	YES	36	10	1 267	1 466	1 700	1 761	1 761	1 857	1 957	2 048
700911950	2035	SELELO PRIMARY SCHOOL	TSHWANE WEST	700911950	PRIMARY	1	YES	YES	40	22	1 242	1 466	1 885	1 799	1 799	1 821	1 919	2 008
700911984	2036	SFTUMO - KHISA SECONDARY SCHOOL	TSHWANE WEST	700911984	SECONDARY	4	YES	YES	28	10	673	1 466	811	958	958	987	1 040	1 089
700241753	2037	SHALOM PRIMARY SCHOOL	TSHWANE WEST	700241753	PRIMARY	3	YES	YES	36	21	1 309	1 466	1 795	1 831	1 831	1 919	2 023	2 118
700911994	2038	SIAMSAKG PRIMARY SCHOOL	TSHWANE WEST	700911994	PRIMARY	1	YES	YES	36	27	1 137	1 466	1 564	1 578	1 578	1 667	1 757	1 840
700241761	2039	SINQOBILE PRIMARY SCHOOL	TSHWANE WEST	700241761	PRIMARY	3	YES	YES	41	24	1 577	1 466	2 003	2 173	2 173	2 312	2 437	2 552
700912016	2040	SOSHANGANI PRIMARY SCHOOL	TSHWANE WEST	700912016	PRIMARY	3	YES	YES	20	13	647	1 466	907	909	909	949	1 000	1 047
700400381	2041	SOSHANGUVE EAST SECONDARY SCHOOL	TSHWANE WEST	700400381	SECONDARY	5	YES	YES	39	11	1 174	1 466	1 580	1 649	1 649	1 721	1 814	1 899
700400236	2042	SOSHANGUVE SOUTH SECONDARY SCHOOL	TSHWANE WEST	700400236	SECONDARY	3	YES	YES	46	8	1 238	1 466	1 740	1 722	1 722	1 815	1 913	2 003
700912038	2043	SURKVALLEY PRIMARY SCHOOL	TSHWANE WEST	700912038	PRIMARY	3	YES	YES	22	12	812	1 466	1 115	1 125	1 125	1 190	1 254	1 313
700912064	2044	TBEOUWANA SECONDARY SCHOOL	TSHWANE WEST	700912064	SECONDARY	2	YES	YES	41	12	1 065	1 466	1 532	1 532	1 532	1 561	1 645	1 722
700400527	2045	THORNTREE PRIMARY SCHOOL	TSHWANE WEST	700400527	PRIMARY	2	YES	YES	38	21	1 478	1 466	1 915	2 038	2 038	2 167	2 284	2 391
700912108	2046	THULAGANYO PRIMARY SCHOOL	TSHWANE WEST	700912108	SECONDARY	1	YES	YES	30	12	1 070	1 466	1 491	1 497	1 497	1 599	1 654	1 732
700241372	2047	THUTONG JUNIOR SECONDARY SCHOOL	TSHWANE WEST	700241372	SECONDARY	4	YES	YES	28	11	924	1 466	1 314	1 329	1 329	1 365	1 428	1 485
700912133	2048	TIDIMALONG PRIMARY SCHOOL	TSHWANE WEST	700912133	PRIMARY	1	YES	YES	33	20	1 129	1 466	1 484	1 567	1 567	1 655	1 744	1 826
700915626	2049	TIM MODISE PRIMARY SCHOOL	TSHWANE WEST	700915626	PRIMARY	1	YES	YES	15	12	415	1 466	569	595	595	608	641	671
700241398	2050	TIPFUXENI PRIMARY SCHOOL	TSHWANE WEST	700241398	PRIMARY	4	YES	YES	30	15	1 195	1 466	1 697	1 593	1 593	1 695	1 787	1 871
700241406	2051	TIVELELANI SECONDARY SCHOOL	TSHWANE WEST	700241406	SECONDARY	4	YES	YES	32	7	1 068	1 466	1 480	1 507	1 507	1 566	1 651	1 726
700912187	2052	TLOTLOMPHO PRIMARY SCHOOL	TSHWANE WEST	700912187	PRIMARY	4	YES	YES	18	4	478	1 466	626	645	645	701	739	774
700910678	2053	TOKYO SEKWALE PRIMARY SCHOOL	TSHWANE WEST	700910678	PRIMARY	1	YES	YES	35	17	1 184	1 466	1 644	1 675	1 675	1 736	1 830	1 916
700912260	2054	TSIBOGO PRIMARY SCHOOL	TSHWANE WEST	700912260	SECONDARY	4	YES	YES	10	3	308	1 466	281	442	442	452	476	498
700912270	2055	TSWAILING SECONDARY SCHOOL	TSHWANE WEST	700912270	SECONDARY	1	YES	YES	33	10	823	1 466	1 302	1 226	1 226	1 207	1 272	1 332
700241521	2056	VUKOSI PRIMARY SCHOOL	TSHWANE WEST	700241521	PRIMARY	1	YES	YES	42	26	1 498	1 466	2 137	2 086	2 086	2 196	2 315	2 424
700241547	2057	WALLMANSTHAL SECONDARY SCHOOL	TSHWANE WEST	700241547	SECONDARY	4	NO	YES	39	13	961	735	625	667	667	706	744	779
700912338	2058	WINTERVELDT HIGH SCHOOL	TSHWANE WEST	700912338	SECONDARY	1	YES	YES	26	10	793	1 466	1 096	1 116	1 116	1 163	1 226	1 284
700400582	2059	NATLAFENG PRIMARY SCHOOL	TSHWANE WEST	700400582	PRIMARY	3	YES	YES	32	8	1 192	1 466	1 591	1 649	1 649	1 747	1 841	1 928
700400699	2060	ROSSLYN PRIMARY SCHOOL	TSHWANE WEST	700400699	PRIMARY	5	YES	YES	35	12	1 204	1 466	1 618	1 678	1 678	1 765	1 860	1 947
700910274	2061	DIKAGO DITILE PRIMARY SCHOOL	TSHWANE WEST	700910274	PRIMARY	1	YES	YES	30	8	1 135	1 466	1 414	1 590	1 590	1 664	1 754	1 836
700400581	2062	BAGALE PRIMARY SCHOOL	TSHWANE WEST	700400581	PRIMARY	2	YES	YES	38	10	1 479	1 466	1 981	2 053	2 053	2 188	2 285	2 392
700400734	2063	PELE PRIMARY SCHOOL	TSHWANE WEST	700400734	PRIMARY	5	YES	YES	35	2	1 287	1 466	1 662	1 785	1 785	1 887	1 989	2 082
700913069	2064	THABA MIDDLE SCHOOL	TSHWANE WEST	700913069	PRIMARY	1	YES	YES	23	2	779	1 466	1 112	1 099	1 099	1 142	1 204	1 261
700400906	2065	GARINKUWA PRIMARY SCHOOL	TSHWANE WEST	700400906	PRIMARY	3	YES	NO	19	3	977	1 466	1 129	1 372	1 372	1 432	1 509	1 580
700400849	2066	PAIRMIDGE PRIMARY SCHOOL	EKURHULENI SOUTH	700400849	PRIMARY	2	YES	NO	45	2	1 545	1 466	-	2 157	2 157	2 265	2 387	2 489
700400962	2067	MOERILE PRIMARY SCHOOL	JOHANNESBURG CENTRAL	700400962	PRIMARY	4	YES	NO	9	2	119	1 466	-	164	164	174	183	192
700400963	2068	NAYFIELD PRIMARY SCHOOL	EKURHULENI NORTH	700400963	PRIMARY	2	YES	NO	22	2	837	1 466	-	1 059	1 059	1 227	1 293	1 354
700400912	2069	ISAKANE EXT. 22 PRIMARY SCHOOL	GAUTENG EAST	700400912	PRIMARY	3	YES	NO	5	1	164	1 466	-	234	234	240	253	265
700400975	2070	CEUTURION PRIMARY SCHOOL	TSHWANE SOUTH	700400975	PRIMARY	5	NO	NO	4	2	126	735	-	75	75	93	98	103
700400913	2071	PROTEA SECONDARY SCHOOL NO 2	JOHANNESBURG CENTRAL	700400913	SECONDARY	5	YES	NO	8	2	219	1 466	-	278	278	321	338	364
School Nutrition transfers to schools 1920													217 899	215 114	215 114	255 086	288 237	301 784
Budget/Adjustment available from Programmatic changes													281 570	388 291	519 291	285 218	336 623	352 444
Total allocations to Public Schools													2 859 513	3 042 306	3 133 300	3 043 905	3 263 852	3 417 044

Independent Schools													Main Appropriation	Adjusted Appropriation	Revised estimate	Medium term estimates		
EMIS Number	No.	Name of School	District	EMIS Number	Primary/ Secondary	CATEGORY/ QUINTILE	No Fee Status (YES/No)	Section 21 Status (YES/No)	Nr. of Educators	Nr. of non-Educators	Nr. of Learners	R'000						
												R'000						
												2019/20				2020/21	2021/22	2022/23
400186	1	ARMOUR FOUNDATION LEARNING INSTITUTE	EKURHULENI NORTH	400186	COMBINED	1	IND	YES	36	18	1 091	10 781	12 616	12 616	12 138	12 793	13 394	
400054	2	BERTHARRY ENGLISH PRIMARY SCHOOL	EKURHULENI NORTH	400054	COMBINED	1	IND	YES	47	10	1 183	9 600	11 288	11 288	13 068	13 795	14 443	
400352	3	BRIGHT START INDEPENDENT SCHOOL	EKURHULENI NORTH	400352	PRIMARY	1	IND	YES	16	7	332	3 342	3 781	3 781	3 198	3 371	3 529	
400506	4	CHILD ACADEMY PROGRAMMES	EKURHULENI NORTH	400506	COMBINED	1	IND	YES	39	13	1 435	11 788	13 518	13 518	14 869	15 461	16 188	
400411	5	CHRISTIAN TEACHING CENTRE PRIMARY SCHOOL	EKURHULENI NORTH	400411	PRIMARY	2	IND	YES	21	2	418	2 234	2 527	2 527	2 671	2 815	2 947	
400066	6	DALPARK LEARNING ACADEMY	EKURHULENI NORTH	400066	COMBINED	2	IND	YES	33	8	1 650	8 631	5 956	5 956	11 934	12 578	13 169	
160366	7	EAST RAND CHRISTIAN SCHOOL	EKURHULENI NORTH	160366	COMBINED	2	IND	YES	9	2	155	975	1 127	1 127	1 073	1 131	1 184	
260711	8	ELITE SECONDARY COLLEGE	EKURHULENI NORTH	260711	SECONDARY	2	IND	YES	9	4	167	1 141	1 392	1 392	1 467	1 546	1 619	
311035	9	EMAROMENI PRIMARY PRIVATE	EKURHULENI NORTH	311035	PRIMARY	1	IND	YES	10	5	286	2 303	2 606	2 606	2 755	2 904	3 040	
260961	10	EXPECTRA 737 Wa BUZY BEE ED. CENTRE	EKURHULENI NORTH	260961	PRIMARY	2	IND	YES	9	6	100	505	572	572	642	677	709	
400124	11	FIRST READY DEVELOPMENT 533 Wa GLOBAL PR/SEC COLLEGE	EKURHULENI NORTH	400124	COMBINED	2	IND	YES	31	4	778	4 932	5 769	5 769	5 714	6 023	6 306	
400059	12	OXFORD COMBINED COLLEGE	EKURHULENI NORTH	400059	COMBINED	2	IND	YES	21	12	239	2 530	2 973	2 973	1 828	1 927	2 018	
161125	13	PETRA CHRISTIAN (HERITAGE CHRISTIAN COL.)	EKURHULENI NORTH	161125	COMBINED	4	IND	YES	7	10	99	203	231	231	251	265	277	
400003	14	ROYAL CHRISTIAN ACADEMY	EKURHULENI NORTH	400003	PRIMARY	1	IND	YES	12	6	159	3 683	4 166	4 166	1 532	1 615	1 691	
260810	15	SPARTAN HIGH SCHOOL	EKURHULENI NORTH	260810	SECONDARY	2	IND	YES	21	4	443	3 197	3 900	3 900	3 891	4 101	4 294	
311696	16	ST FRANCIS COLLEGE	EKURHULENI NORTH	311696	COMBINED	3	IND	YES	45	11	868	3 344	3 942	3 942	4 093	4 314	4 517	
261263	17	ST GEMMAS PRIMARY SCHOOL	EKURHULENI NORTH	261263	PRIMARY	1	IND	YES	26	9	614	5 189	5 847	5 847	5 914	6 233	6 526	
261172	18	SUPERO COMBINED	EKURHULENI NORTH	261172	COMBINED	2	IND	YES	30	9	852	3 789	4 408	4 408	4 772	5 030	5 266	
261313	19	TERSIA KING LEARNING ACADEMY	EKURHULENI NORTH	261313	COMBINED	3	IND	YES	77	32	1 540	11 106	12 741	12 741	12 849	13 543	14 180	
340075	20	ALBERTON CHRISTIAN ACADEMY	EKURHULENI SOUTH	340075	COMBINED	4	IND	YES	18	15	372	760	877	877	966	1 018	1 066	
400012	21	BALMORAL COLLEGE	EKURHULENI SOUTH	400012	COMBINED	1	IND	YES	52	6	1 532	12 953	15 047	15 047	16 361	17 244	18 054	
400146	22	BOKSBURG CHRISTIAN ACADEMY	EKURHULENI SOUTH	400146	COMBINED	2	IND	YES	10	5	149	875	1 000	1 000	997	1 051	1 100	
400410	23	DUNAMIS CHRISTIAN SCHOOL	EKURHULENI SOUTH	400410	PRIMARY	2	IND	YES	8	6	81	457	517	517	520	548	574	
162115	24	FALCON EDUCATIONAL SCHOOL	EKURHULENI SOUTH	162115	SECONDARY	2	IND	YES	18	8	325	2 236	2 727	2 727	2 854	3 008	3 149	
161786	25	FRANCISCAN MATRIC COLLEGE	EKURHULENI SOUTH	161786	SECONDARY	2	IND	YES	28	14	561	4 436	5 410	5 410	4 927	5 193	5 437	
400288	26	ITHUBA COMMUNITY COLLEGE	EKURHULENI SOUTH	400288	PRIMARY	1	IND	YES	11	7	206	1 626	1 840	1 840	1 984	2 091	2 189	
400200	27	RONDEBULT PRIMARY INDEPENDENT SCHOOL	EKURHULENI SOUTH	400200	PRIMARY	2	IND	YES	18	7	425	2 381	2 694	2 694	2 729	2 876	3 011	
162214	28	ST MICHAEL'S PRIVATE SCHOOL	EKURHULENI SOUTH	162214	PRIMARY	2	IND	YES	16	5	319	2 015	2 280	2 280	2 048	2 159	2 260	
312174	29	DALPARK PRIVATE SCHOOL	GAUTENG EAST	312174	PRIMARY	2	IND	YES	25	16	348	2 010	2 273	2 273	2 235	2 356	2 467	
359001	30	JAMESON GIRLS HIGH SCHOOL	GAUTENG EAST	359001	COMBINED	2	IND	YES	40	6	825	5 124	3 776	3 776	5 855	6 171	6 461	
350504	31	SPRINGS MUSLIM SCHOOL	GAUTENG EAST	350504	COMBINED	2	IND	YES	35	13	374	2 124	2 462	2 462	2 647	2 790	2 921	
310839	32	VOLKSKOOL BRAKPAN	GAUTENG EAST	310839	COMBINED	3	IND	YES	20	5	175	594	694	694	974	1 027	1 075	
210070	33	CVO SKOOL PRETORIA	GAUTENG NORTH	210070	COMBINED	4	IND	YES	23	6	107	275	323	323	293	309	324	
230953	34	LAERSKOOL PRESDA	GAUTENG NORTH	230953	PRIMARY	3	IND	YES	9	3	91	364	411	411	365	385	403	
400449	35	UBUHLE CARE & DEVELOPMENT	GAUTENG NORTH	400449	PRIMARY	1	IND	YES	16	4	277	1 839	2 081	2 081	2 068	2 812	2 944	
252346	36	AZAADVILLE MUSLIM SCHOOL	GAUTENG WEST	252346	COMBINED	3	IND	YES	38	10	417	1 611	1 881	1 881	1 916	2 019	2 114	
270611	37	BARACHEL CHRISTIAN ACADEMY	GAUTENG WEST	270611	COMBINED	4	IND	YES	8	3	118	286	330	330	304	320	335	
252270	38	H.I.S. SCHOOL	GAUTENG WEST	252270	COMBINED	1	IND	YES	14	10	76	622	715	715	773	820	859	
251702	39	JOHN MARTIN CATHOLIC SCHOOL	GAUTENG WEST	251702	COMBINED	1	IND	YES	16	8	458	4 289	4 883	4 883	4 617	4 886	5 095	
251603	40	MAGALIESBURG GROUP OF SCHOOLS	GAUTENG WEST	251603	COMBINED	1	IND	YES	10	1	278	2 103	2 426	2 426	2 878	3 031	3 173	
400027	41	AL-AQSA SCHOOL EXT 1	JOHANNESBURG CENTRAL	400027	PRIMARY	2	IND	YES	20	6	381	2 265	2 562	2 562	2 447	2 579	2 700	
400028	42	AL-AQSA SCHOOL EXT 10	JOHANNESBURG CENTRAL	400028	SECONDARY	2	IND	YES	34	6	548	3 953	4 822	4 822	4 813	5 073	5 311	
111906	43	AL-AQSA SCHOOL EXT 5	JOHANNESBURG CENTRAL	111906	PRIMARY	2	IND	YES	20	5	396	2 120	2 398	2 398	2 543	2 680	2 806	
111666	44	NUR-UL-ISLAM SCHOOL	JOHANNESBURG CENTRAL	111666	COMBINED	2	IND	YES	19	7	244	1 459	1 704	1 704	1 737	1 831	1 917	
111682	45	SHREE BHARAT SSKHARDA MANDIR	JOHANNESBURG CENTRAL	111682	COMBINED	4	IND	YES	53	6	498	1 272	1 494	1 494	1 387	1 462	1 531	
133025	46	ST MATTHEWS PRIVATE PRIMARY (KLUPTOWN)	JOHANNESBURG CENTRAL	133025	PRIMARY	1	IND	YES	19	8	617	5 254	5 943	5 943	5 943	6 264	6 558	
133033	47	ST MATTHEWS PRIVATE SEC. (KLUPTOWN)	JOHANNESBURG CENTRAL	133033	SECONDARY	1	IND	YES	23	6	637	6 880	8 392	8 392	8 392	8 845	9 281	
133538	48	BEYHAN COLLEGE	JOHANNESBURG EAST	133538	COMBINED	2	IND	YES	12	9	115	3 535	4 113	4 113	938	883	925	
131965	49	CENTURION COLLEGE	JOHANNESBURG EAST	131965	COMBINED	2	IND	YES	31	7	297	3 982	1 875	1 875	2 221	2 341	2 451	
130203	50	CONVENT OF THE HOLY FAMILY	JOHANNESBURG EAST	130203	COMBINED	4	IND	YES	42	17	469	1 183	1 402	1 402	1 362	1 436	1 503	
130278	51	DOMINICAN CONVENT SCHOOL (BELGRAVIA)	JOHANNESBURG EAST	130278	COMBINED	4	IND	YES	68	42	301	1 734	2 050	2 050	860	906	949	
400373	52	DUIZER CHRISTIAN SCHOOL	JOHANNESBURG EAST	400373	COMBINED	2	IND	YES	13	6	165	1 255	1 451	1 451	1 159	1 222	1 279	
400328	53	EASTRIDGE CHRISTIAN SCHOOL	JOHANNESBURG EAST	400328	COMBINED	2	IND	YES	23	7	453	2 308	1 593	1 593	3 254	3 430	3 591	
400306	54	EVELINE INDEPENDENT SCHOOL	JOHANNESBURG EAST	400306	COMBINED	2	IND	YES	17	2	563	2 967	3 446	3 446	4 010	4 227	4 426	
400182	55	IZENZO KUNGE MAZWI COMMUNITY COLLEGE	JOHANNESBURG EAST	400182	COMBINED	2	IND	YES	23	8	221	3 200	1 856	1 856	1 643	1 732	1 813	

EMIS Number	No.	Name of School	District	EMIS Number	Primary/ Secondary	CATEGORY/ QUINTILE	No Fee Status (YES/No)	Section 21 Status (YES/No)	Nr. of Educators	Nr. of non-Educators	Nr. of Learners	Main Appropriation	Adjusted Appropriation	Revised estimate	Medium term estimates		
												R'000			R'000		
												2019/20			2020/21	2021/22	2022/23
400293	56	JEPPE EDUCATION CENTRE	JOHANNESBURG SOUTH	400293	COMBINED	2	IND	YES	23	14	1 126	4 918	5 561	8 561	8 862	9 341	9 780
130880	57	MARYVALE COLLEGE	JOHANNESBURG EAST	130880	COMBINED	4	IND	YES	37	17	531	1 337	1 575	1 575	1 507	1 588	1 663
132621	58	NEWGATE COLLEGE	JOHANNESBURG EAST	132621	SECONDARY	2	IND	YES	14	5	220	1 534	1 871	1 871	1 932	2 036	2 132
131201	59	PATERSON PARK SCHOOL	JOHANNESBURG EAST	131201	PRIMARY	3	IND	YES	10	3	189	662	749	749	759	800	838
400338	60	PRIDE LEARNING INSTITUTE	JOHANNESBURG EAST	400338	COMBINED	2	IND	YES	16	5	500	3 288	3 624	3 624	3 629	3 625	4 005
152308	61	Q-HOUSE	JOHANNESBURG EAST	152308	PRIMARY	2	IND	YES	17	9	89	1 413	1 589	1 589	572	603	631
131342	62	RAND TUTORIAL COLLEGE	JOHANNESBURG EAST	131342	COMBINED	2	IND	YES	28	5	259	3 597	4 258	4 258	2 013	2 122	2 222
132951	63	SIR ISAAC NEWTON HIGH SCHOOL	JOHANNESBURG EAST	132951	COMBINED	2	IND	YES	18	6	357	4 972	5 808	5 808	2 538	2 675	2 801
400626	64	SPACE AGE INDEPENDENT SCHOOL	JOHANNESBURG EAST	400626	COMBINED	2	IND	YES	22	9	378	2 124	1 564	1 564	2 746	2 884	3 030
400474	65	ST JEFF'S COLLEGE	JOHANNESBURG SOUTH	400474	PRIMARY	2	IND	YES	61	26	1 490	7 881	9 029	9 029	9 568	10 085	10 559
133058	66	SUPREME EDUCATIONAL COLLEGE	JOHANNESBURG EAST	133058	COMBINED	2	IND	YES	21	10	176	881	1 020	1 020	1 303	1 373	1 438
133223	67	UNITED CHURCH SCHOOL	JOHANNESBURG EAST	133223	COMBINED	2	IND	YES	33	9	620	4 181	4 880	4 880	4 489	4 731	4 953
151902	68	VULEKA PRIMARY SCHOOL	JOHANNESBURG EAST	151902	PRIMARY	3	IND	YES	5	0	77	273	309	309	309	326	341
400712	69	VULEKA SCHOOL (ST MARTIN'S)	JOHANNESBURG EAST	400712	PRIMARY	3	IND	YES	6	1	90	310	351	351	361	380	398
141523	70	BOGMONT MUSLIM SCHOOL	JOHANNESBURG NORTH	141523	COMBINED	2	IND	YES	17	6	289	1 972	2 307	2 307	2 210	2 329	2 438
140506	71	IMMACULATA SECONDARY SCHOOL	JOHANNESBURG NORTH	140506	SECONDARY	1	IND	YES	23	6	631	7 329	8 939	8 939	8 313	8 762	9 174
152199	72	KINGSWAY CENTRE OF CONCERN	JOHANNESBURG NORTH	152199	PRIMARY	1	IND	YES	12	6	212	1 801	2 037	2 037	2 042	2 152	2 253
140749	73	LOURDES PRIMARY PRIVATE	JOHANNESBURG NORTH	140749	PRIMARY	1	IND	YES	24	5	629	5 458	6 174	6 174	6 059	6 388	6 686
130971	74	MCAULEY HOUSE	JOHANNESBURG NORTH	130971	COMBINED	3	IND	YES	44	14	729	2 839	3 332	3 332	3 388	3 571	3 738
152851	75	RABASOTHO COMBINED SCHOOL	JOHANNESBURG NORTH	152851	COMBINED	1	IND	YES	37	7	1 092	9 876	7 494	7 494	11 620	12 247	12 823
140913	76	SALVAZIONE CHRISTIAN SCHOOL	JOHANNESBURG NORTH	140913	PRIMARY	2	IND	YES	11	7	199	1 039	1 175	1 175	1 278	1 347	1 410
132993	77	ST JOHN BERCHEMANS PRIMARY	JOHANNESBURG NORTH	132993	PRIMARY	1	IND	YES	21	6	738	6 365	7 200	7 200	7 089	7 472	7 823
121780	78	ST PETER CLAVER SCHOOL	JOHANNESBURG NORTH	121780	PRIMARY	1	IND	YES	28	12	1 108	10 405	11 771	11 771	10 853	11 228	11 756
140129	79	ST THERESA'S CONVENT SCHOOL	JOHANNESBURG NORTH	140129	PRIMARY	3	IND	YES	32	13	559	1 948	2 203	2 203	2 244	2 365	2 476
133124	80	THE FOUNDATION SCHOOL	JOHANNESBURG NORTH	133124	PRIMARY	2	IND	YES	16	8	242	1 300	1 471	1 471	1 554	1 638	1 715
400722	81	VULEKA SCHOOL (ASSISTED LEARNING)	JOHANNESBURG NORTH	400722	PRIMARY	3	IND	YES	3	4	68	224	253	253	265	279	292
400769	82	VULEKA SCHOOL (ST MARK'S)	JOHANNESBURG NORTH	400769	PRIMARY	3	IND	YES	10	5	179	559	632	632	718	757	793
141184	83	WEST RAND SDA SCHOOL	JOHANNESBURG NORTH	141184	PRIMARY	2	IND	YES	16	10	227	1 462	1 654	1 654	1 458	1 537	1 608
122184	84	AFRICA HOUSE COLLEGE	JOHANNESBURG SOUTH	122184	COMBINED	2	IND	YES	20	12	1 035	5 733	6 681	6 681	7 501	7 908	8 278
131839	85	AFRO-KOMBS COLLEGE	JOHANNESBURG SOUTH	131839	COMBINED	2	IND	YES	25	7	502	3 857	4 526	4 526	3 743	3 945	4 130
400353	86	ALL SAINTS SCHOOL	JOHANNESBURG SOUTH	400353	COMBINED	2	IND	YES	32	13	613	4 677	5 441	5 441	4 435	4 674	4 894
400261	87	BILAL COMBINED SCHOOL	JOHANNESBURG SOUTH	400261	PRIMARY	1	IND	YES	25	9	357	2 729	3 087	3 087	3 439	3 625	3 795
111708	88	CALVARY CHRISTIAN COLLEGE	JOHANNESBURG SOUTH	111708	COMBINED	4	IND	YES	29	19	384	979	1 148	1 148	1 069	1 127	1 180
400266	89	CITY KIDZ PRIVATE PRIMARY SCHOOL	JOHANNESBURG SOUTH	400266	PRIMARY	2	IND	YES	26	7	632	3 105	3 513	3 513	4 058	4 277	4 478
132100	90	DUNCLONWOOD PRIMARY	JOHANNESBURG SOUTH	132100	COMBINED	2	IND	YES	14	4	239	1 498	790	790	1 835	1 934	2 025
400371	91	EBENEZER MARANATHA INSTITUTE	JOHANNESBURG SOUTH	400371	COMBINED	2	IND	YES	18	7	251	1 165	552	552	1 924	2 028	2 123
132126	92	EDUCATION ALIVE SCHOOL	JOHANNESBURG SOUTH	132126	COMBINED	2	IND	YES	52	20	1 578	10 521	12 403	12 403	11 968	12 814	13 207
400265	93	FALCON PRIVATE SCHOOL	JOHANNESBURG SOUTH	400265	COMBINED	2	IND	YES	16	8	531	3 544	2 922	2 922	3 703	3 903	4 086
330852	94	IMBALI COMBINED SCHOOL	JOHANNESBURG SOUTH	330852	COMBINED	1	IND	YES	25	8	807	7 948	6 213	6 213	8 744	9 216	9 649
331968	95	ISKHUMBUZO SECONDARY SCHOOL	JOHANNESBURG SOUTH	331968	SECONDARY	1	IND	YES	24	9	913	8 800	10 856	10 856	12 028	12 678	13 274
400955	96	ITHUBALETHU SECONDARY SCHOOL	JOHANNESBURG SOUTH	400955	SECONDARY	1	IND	YES	35	11	1 227	14 776	16 022	16 022	18 165	17 038	17 839
133789	97	JOHANNESBURG MUSLIM SCHOOL	JOHANNESBURG SOUTH	133789	COMBINED	4	IND	YES	58	16	309	1 930	2 289	2 289	2 259	2 381	2 493
122234	98	JOHANNESBURG POLYTECH INSTITUTE	JOHANNESBURG SOUTH	122234	COMBINED	2	IND	YES	84	20	2 608	16 765	19 621	19 621	19 072	20 102	21 047
330894	99	JOHAWETO COMBINED SCHOOL	JOHANNESBURG SOUTH	330894	COMBINED	1	IND	YES	20	6	309	2 578	3 082	3 082	3 632	3 828	4 008
111583	100	LENASIA MUSLIM SCHOOL	JOHANNESBURG SOUTH	111583	COMBINED	3	IND	YES	41	7	1 047	4 481	5 220	5 220	4 807	5 067	5 305
132464	101	MAHLASEDI HIGH SCHOOL	JOHANNESBURG SOUTH	132464	COMBINED	2	IND	YES	29	12	711	4 192	4 950	4 950	5 513	5 811	6 084
331884	102	MASIBAMBANE COLLEGE	JOHANNESBURG SOUTH	331884	COMBINED	1	IND	YES	44	5	1 008	9 148	10 680	10 680	10 931	11 521	12 082
331009	103	MATIWANE COMBINED SCHOOL	JOHANNESBURG SOUTH	331009	COMBINED	1	IND	YES	47	22	1 211	10 896	12 687	12 687	12 645	13 329	13 955
130948	104	MAYFAIR CONVENT SCHOOL	JOHANNESBURG SOUTH	130948	PRIMARY	2	IND	YES	28	13	513	3 176	3 583	3 583	3 294	3 472	3 633
134007	105	METROPOLITAN COLLEGE	JOHANNESBURG SOUTH	134007	COMBINED	2	IND	YES	13	7	396	2 244	2 625	2 625	2 914	3 071	3 215
400011	106	NEW GENERATION COMBINED SCHOOL	JOHANNESBURG SOUTH	400011	COMBINED	1	IND	YES	12	3	1 216	7 858	9 041	9 041	12 418	13 069	13 704
132613	107	NEW MODEL PRIVATE COLLEGE	JOHANNESBURG SOUTH	132613	COMBINED	2	IND	YES	52	10	1 782	11 402	13 373	13 373	13 299	14 017	14 676
400037	108	PHAKAMANI EDUCATION CENTRE	JOHANNESBURG SOUTH	400037	COMBINED	1	IND	YES	29	19	968	8 606	8 361	8 361	9 689	10 212	10 692
132720	109	PHOENIX COLLEGE	JOHANNESBURG SOUTH	132720	COMBINED	2	IND	YES	49	15	1 248	7 937	9 373	9 373	9 583	10 109	10 575
133173	110	PROGRESSIVE PRIMARY SCHOOL	JOHANNESBURG SOUTH	133173	PRIMARY	2	IND	YES	15	13	460	2 702	3 057	3 057	2 954	3 114	3 280

EMIS Number	No.	Name of School	District	EMIS Number	Primary/ Secondary	CATERGORY/ QUINTILE	No Fee Status (YES/No)	Section 21 Status (YES/No)	Nr.of Educators	Nr.of non-Educators	Nr. of Learners	Main Appropriation	Adjusted Appropriation	Revised estimate	Medium term estimates		
												R'000	R'000	2020/21	2021/22	2022/23	
132753	111	PROVIDENCE ACADEMY	JOHANNESBURG SOUTH	132753	COMBINED	2	IND	YES	38	7	1 389	8 172	9 630	9 630	10 495	11 062	11 582
332015	112	REITUMETSE PRIMARY	JOHANNESBURG SOUTH	332015	PRIMARY	1	IND	YES	18	11	479	3 606	4 079	4 079	4 614	4 863	5 092
400134	113	SATHYA SAI SCHOOL	JOHANNESBURG SOUTH	400134	PRIMARY	1	IND	YES	12	6	169	1 680	1 912	1 912	1 628	1 716	1 797
400264	114	SIBEKIWE PRIMARY SCHOOL	JOHANNESBURG SOUTH	400264	PRIMARY	1	IND	YES	15	8	855	6 416	7 258	7 258	8 236	8 881	9 089
332049	115	SINOGBILE INTERMEDIATE SCHOOL	JOHANNESBURG SOUTH	332049	PRIMARY	1	IND	YES	14	4	665	4 581	5 182	5 182	6 406	6 752	7 069
331992	116	SIYAPHAMBILI SEC SCHOOL	JOHANNESBURG SOUTH	331992	SECONDARY	1	IND	YES	29	7	876	8 787	10 717	10 717	11 541	12 164	12 736
400461	117	SOLWAZI PRIMARY SCHOOL	JOHANNESBURG SOUTH	400461	PRIMARY	1	IND	YES	23	2	627	5 624	6 362	6 362	6 040	6 366	6 665
121772	118	SPARROW COMBINED SCHOOL	JOHANNESBURG SOUTH	121772	SECONDARY	1	IND	YES	3	19	129	988	1 205	1 205	1 699	1 791	1 875
331876	119	THULA-MNTWANA INDEPENDENT SCHOOL	JOHANNESBURG SOUTH	331876	COMBINED	1	IND	YES	32	6	601	5 445	6 406	6 406	6 820	7 188	7 526
133249	120	VECTOR HIGH SCHOOL	JOHANNESBURG SOUTH	133249	SECONDARY	2	IND	YES	16	6	324	2 322	2 832	2 832	2 846	3 000	3 141
251918	121	ST ANGELAS PRIMARY PRIVATE SCHOOL	JOHANNESBURG WEST	251918	PRIMARY	1	IND	YES	9	3	250	2 120	2 398	2 398	2 408	2 538	2 657
133009	122	ST MARTIN DE PORRES PRIMARY	JOHANNESBURG WEST	133009	SECONDARY	1	IND	YES	26	4	704	7 458	9 097	9 097	9 275	9 776	10 235
252031	123	TULIP COMBINED SCHOOL	JOHANNESBURG WEST	252031	COMBINED	2	IND	YES	25	10	772	4 834	5 692	5 692	5 819	6 133	6 421
400689	124	VULEKA SCHOOL (ST MICHAEL'S)	JOHANNESBURG WEST	400689	PRIMARY	3	IND	YES	10	4	163	548	620	620	654	689	721
330738	125	ASSUMPTA PRIMARY PRIVATE	SEDIBENG EAST	330738	PRIMARY	1	IND	YES	14	4	358	3 142	3 554	3 554	3 448	3 634	3 805
400191	126	BOIKETLONG CHRISTIAN PRIMARY SCHOOL	SEDIBENG EAST	400191	PRIMARY	1	IND	YES	22	14	819	6 897	7 802	7 802	7 888	8 315	8 706
331470	127	ED-U-COLLEGE VAAL	SEDIBENG EAST	331470	COMBINED	2	IND	YES	47	19	729	4 853	5 644	5 644	5 283	5 568	5 830
400123	128	OPRAH WINFREY LEADERSHIP ACADEMY FOR GIRLS	SEDIBENG EAST	400123	SECONDARY	1	IND	YES	31	108	308	3 262	3 979	3 979	4 058	4 277	4 478
340372	129	SEDAVEN PRIMARY SCHOOL	SEDIBENG EAST	340372	PRIMARY	4	IND	YES	9	6	101	231	261	261	243	256	268
332081	130	THE NET OF CHRIST	SEDIBENG EAST	332081	COMBINED	2	IND	YES	4	3	45	279	324	324	327	345	361
321869	131	CHRYSTAL SPRINGS COMBINED SCHOOL	SEDIBENG WEST	321869	COMBINED	1	IND	YES	31	10	399	4 306	4 979	4 979	4 261	4 481	4 702
321752	132	EL SHADDAI SCHOOL	SEDIBENG WEST	321752	COMBINED	2	IND	YES	45	29	902	8 054	9 347	9 347	8 413	8 867	9 284
330117	133	EMMANUEL PRIVATE SCHOOL	SEDIBENG WEST	330117	COMBINED	4	IND	YES	16	0	139	361	418	418	370	390	408
400176	134	JUNE NICHOLLS SCHOOL	SEDIBENG WEST	400176	PRIMARY	2	IND	YES	1	4	25	136	154	154	161	170	178
330621	135	SANCTA MARIA JUNIOR SCHOOL	SEDIBENG WEST	330621	PRIMARY	2	IND	YES	17	11	422	2 387	2 700	2 700	2 710	2 856	2 990
400388	136	WATERSHED CHRISTIAN	SEDIBENG WEST	400388	COMBINED	2	IND	YES	26	4	339	2 846	1 236	1 236	2 616	2 757	2 887
400319	137	WINGS FOR LIFE SCHOOL FOR SPECIAL EDUCATION	SEDIBENG WEST	400319	SECONDARY	1	IND	YES	14	12	31	713	869	869	408	430	450
400257	138	CENTURION REFORMA ONAFHANJKE SKOOL	TSHWANE NORTH	400257	PRIMARY	4	IND	YES	10	4	72	158	178	178	173	182	191
220145	139	GEREFORMEERDE LAERS JOHANNES CALVIN	TSHWANE NORTH	220145	PRIMARY	2	IND	YES	10	1	78	494	569	569	501	528	553
220137	140	GEREFORMEERDE SKOOL DIRK POSTMA	TSHWANE NORTH	220137	COMBINED	2	IND	YES	44	5	339	2 348	2 762	2 762	2 548	2 686	2 812
230391	141	IONA CONVENT	TSHWANE NORTH	230391	COMBINED	4	IND	YES	62	8	548	1 647	1 956	1 956	2 081	2 193	2 296
241117	142	PRESTIGE COLLEGE	TSHWANE NORTH	241117	COMBINED	4	IND	YES	66	10	1 348	3 303	3 946	3 946	4 039	4 257	4 457
220087	143	QUEENSWOOD CHRISTIAN SCHOOL	TSHWANE NORTH	220087	COMBINED	4	IND	YES	15	22	134	347	400	400	351	370	387
232215	144	SA COLLEGE PRIVATE SCHOOL	TSHWANE NORTH	232215	COMBINED	2	IND	YES	30	8	539	3 034	3 557	3 557	4 004	4 220	4 418
241471	145	TSHWANE CHRISTIAN SCHOOL	TSHWANE NORTH	241471	COMBINED	3	IND	YES	27	14	468	1 960	2 297	2 297	2 181	2 289	2 407
400025	146	AL ASR EDUCATIONAL INSTITUTE	TSHWANE SOUTH	400025	COMBINED	3	IND	YES	23	8	311	1 219	1 428	1 428	1 542	1 625	1 701
400125	147	AL GHAZALI COLLEGE	TSHWANE SOUTH	400125	SECONDARY	4	IND	YES	27	6	99	203	247	247	227	239	250
400171	148	BOPHELONG COMMUNITY INDEPENDENT SCHOOL	TSHWANE SOUTH	400171	COMBINED	1	IND	YES	38	8	615	5 861	5 269	5 269	6 303	6 643	6 955
231571	149	CENTRAL ISLAMIC SCHOOL	TSHWANE SOUTH	231571	COMBINED	4	IND	YES	51	11	511	1 615	1 859	1 859	1 947	2 052	2 148
220582	150	CORNERSTONE COLLEGE	TSHWANE SOUTH	220582	COMBINED	3	IND	YES	50	19	1 167	4 620	5 525	5 525	5 776	6 088	6 374
232679	151	ELMAR COLLEGE	TSHWANE SOUTH	232679	COMBINED	2	IND	YES	43	4	991	5 554	6 482	6 482	7 247	7 638	7 997
400008	152	FOUNDERS COMMUNITY SCHOOL	TSHWANE SOUTH	400008	COMBINED	2	IND	YES	17	7	228	1 739	2 016	2 016	1 596	1 682	1 761
231712	153	GREENWOOD COLLEGE	TSHWANE SOUTH	231712	COMBINED	2	IND	YES	20	9	188	2 043	2 406	2 406	1 415	1 481	1 561
231761	154	HOLY TRINITY HIGH (CATHOLIC SEC.)	TSHWANE SOUTH	231761	SECONDARY	2	IND	YES	16	7	347	2 121	2 587	2 587	3 048	3 213	3 364
220756	155	LOMPEC SECONDARY SCHOOL	TSHWANE SOUTH	220756	COMBINED	2	IND	YES	48	24	1 175	6 627	7 695	7 695	8 287	8 734	9 144
232371	156	MICROMATICA I/O DASA INTERNATIONAL	TSHWANE SOUTH	232371	COMBINED	3	IND	YES	49	13	674	3 208	3 789	3 789	3 979	4 194	4 391
232090	157	PEPPS MOEHOONG PRIMARY	TSHWANE SOUTH	232090	PRIMARY	3	IND	YES	29	22	396	1 336	1 511	1 511	1 589	1 675	1 754
232653	158	PRETORIA HINDU SCHOOL	TSHWANE SOUTH	232653	COMBINED	4	IND	YES	29	7	313	769	910	910	911	960	1 005
232157	159	PRETORIA MUSLIM SCHOOL	TSHWANE SOUTH	232157	COMBINED	4	IND	YES	63	9	718	2 320	2 688	2 688	2 688	2 812	2 944
212076	160	PRO-ED PREPARATORY SCHOOL	TSHWANE SOUTH	212076	COMBINED	2	IND	YES	9	4	142	746	860	860	980	1 033	1 082
212241	161	THE WAY SCHOOL	TSHWANE SOUTH	212241	COMBINED	4	IND	YES	26	6	288	661	780	780	818	862	903
400187	162	ABC PPRMARY SCHOOL	TSHWANE WEST	400187	PRIMARY	2	IND	YES	11	6	139	1 118	1 265	1 265	893	941	985
240028	163	ASSUMPTION CONVENT SCHOOL	TSHWANE WEST	240028	PRIMARY	4	IND	YES	20	14	375	793	897	897	903	952	997
241795	164	CHARLTON VOS COLLEGE	TSHWANE WEST	241795	COMBINED	4	IND	YES	63	16	1 606	5 656	6 506	6 506	6 158	6 491	6 796
232645	165	CHRISTIAN PROGRESSIVE COLLEGE	TSHWANE WEST	232645	COMBINED	2	IND	YES	58	20	1 314	6 957	8 015	8 015	7 826	8 249	8 637

EMIS Number	No.	Name of School	District	EMIS Number	Primary/ Secondary	CATERGORY/ QUINTILE	No Fee Status (YES/No)	Section 21 Status (YES/No)	Nr. of Educators	Nr. of non-Educators	Nr. of Learners	Main Appropriation	Adjusted Appropriation	Revised estimate	Medium term estimates		
												R'000			R'000		
												2019/20			2020/21	2021/22	2022/23
231704	166	CONFIDENCE COLLEGE (GOOD SAMARITAN)	TSHWANE WEST	231704	PRIMARY	3	IND	YES	24	20	343	1 148	1 298	1 298	1 377	1 451	1 519
232199	167	PRINCESS PARK COLL & SECONDARY SCHOOL	TSHWANE WEST	232199	COMBINED	3	IND	YES	40	8	999	4 835	5 608	5 608	6 059	6 386	6 686
241562	168	PRINCESS PARK COLLEGE ROSSLYN	TSHWANE WEST	241562	PRIMARY	2	IND	YES	28	4	610	3 477	3 933	3 933	3 917	4 129	4 323
400340	169	QUEENS PRIVATE SCHOOL	TSHWANE WEST	400340	COMBINED	2	IND	YES	30	8	585	3 669	4 324	4 324	4 397	4 634	4 852
212001	170	STAR OF HOPE INDEPENDENT SCHOOL	GAUTENG NORTH	212001	COMBINED	2	IND	YES	34	15	755	4 234	4 989	4 989	5 637	5 941	6 220
400667	171	LEAP SCIENCE AND MATHS SHOOL (DIEPSLOOT)	JOHANNESBURG NORTH	400667	SECONDARY	1	IND	YES	15	9	222	2 268	2 767	2 767	2 925	3 083	3 228
162032	172	CLADELTON INTERNATIONAL COLLEGE	EKURHULENI SOUTH	162032	SECONDARY	2	IND	YES	17	2	164	1 325	1 616	1 616	1 440	1 518	1 589
132415	173	LIBERTY COMMUNITY SCHOOL	JOHANNESBURG EAST	132415	COMBINED	2	IND	YES	39	13	743	5 245	6 248	6 248	5 883	6 201	6 492
400377	174	SUMMAT COLLEGE (JOHANNESBURG)	JOHANNESBURG SOUTH	400377	COMBINED	2	IND	YES	13	3	265	769	308	308	2 039	2 149	2 250
331595	175	VAAL TRIANGLE PRIMARY SCHOOL	SEDIBENG WEST	331595	PRIMARY	2	IND	YES	16	12	505	2 850	3 224	3 224	3 243	3 418	3 579
400366	176	ST AQUINAS COLLEGE.TSHWANE (PREVIOUSLY: SUMMAT COLLEGE)	TSHWANE SOUTH	400366	COMBINED	2	IND	YES	19	8	257	2 373	2 781	2 781	1 896	1 998	2 082
400666	177	LEAP SCIENCE AND MATHS SHOOL (GA-RANKUWA)	TSHWANE WEST	400666	SECONDARY	1	IND	YES	12	5	225	2 209	2 694	2 694	2 964	3 124	3 271
400764	178	BEEMSEL COLLEGE	JOHANNESBURG SOUTH	400764	COMBINED	2	IND	YES	17	4	297	1 258	1 471	1 471	2 124	2 239	2 344
400642	179	DON BOSCO EDUCATIONAL PROGRAMMES	JOHANNESBURG SOUTH	400642	PRIMARY	1	IND	YES	15	9	287	2 908	2 948	2 948	2 572	2 711	2 838
400739	180	MOLEPI RISING STARS	JOHANNESBURG WEST	400739	PRIMARY	2	IND	YES	6	4	75	387	450	450	482	508	532
400598	181	BELLEVUE PRIMARY AND HIGH SCHOOL	JOHANNESBURG EAST	400598	COMBINED	2	IND	YES	17	5	178	2 765	3 233	3 233	1 299	1 369	1 433
400612	182	NEW LESEDI PRIMARY SCHOOL	JOHANNESBURG EAST	400612	PRIMARY	2	IND	YES	8	8	259	3 537	4 001	4 001	1 663	1 753	1 835
400374	183	ST THOMAS INDEPENDENT SCHOOL	JOHANNESBURG EAST	400374	COMBINED	2	IND	YES	14	5	326	1 963	2 314	2 314	2 403	2 533	2 652
400731	184	KWASA COLLEGE	GAUTENG EAST	400731	PRIMARY	1	IND	YES	13	5	173	1 064	1 204	1 204	1 686	1 756	1 839
211599	185	EDENDALE PEPPS SCHOOL	GAUTENG NORTH	211599	COMBINED	4	IND	YES	53	29	910	2 772	3 224	3 224	3 381	3 564	3 732
400318	186	PRETORIA INSTITUTE OF LEARNING	TSHWANE SOUTH	400318	SECONDARY	2	IND	YES	23	9	312	1 764	2 152	2 152	2 740	2 888	3 024
400001	187	NEW MILLENNIUM COLLEGE	EKURHULENI NORTH	400001	COMBINED	2	IND	YES	16	10	246	2 433	2 851	2 851	1 847	1 947	2 039
400365	188	RANDVIEW COLLEGE	GAUTENG WEST	400365	COMBINED	2	IND	YES	16	5	348	-	482	482	2 816	2 968	3 107
400005	189	PRINCEFIELD TRUST SCHOOL	TSHWANE SOUTH	400005	COMBINED	3	IND	YES	14	2	104	-	454	454	499	526	551
400512	190	TAAL-NET TRAINING INSTITUTE	EKURHULENI NORTH	400512	COMBINED	2	IND	YES	22	2	409	-	701	701	3 103	3 271	3 425
400320	191	JEPPE EDUCATION CENTRE VEREENIGING	SEDIBENG EAST	400320	SECONDARY	2	IND	YES	22	6	244	-	1 713	1 713	2 143	2 259	2 365
400609	192	EL-SHADDAI MINISTRIES PRIMARY	SEDIBENG WEST	400609	PRIMARY	1	IND	YES	18	12	401	-	3 429	3 429	3 863	4 072	4 263
400889	193	THUTO KE LESEDI COLLEGE	JOHANNESBURG EAST	400889	PRIMARY	2	IND	YES	9	3	234	-	636	636	1 503	1 584	1 658
400822	194	ZABANTU PRIMARY	JOHANNESBURG EAST	400822	PRIMARY	2	IND	YES	6	4	227	-	1 040	1 040	1 458	1 537	1 606
400759	195	DESTINY CHARTER SCHOOL	JOHANNESBURG SOUTH	400759	COMBINED	2	IND	YES	20	11	320	-	2 852	2 852	2 461	2 594	2 716
400923	196	JEPPE PARK PRIMARY	JOHANNESBURG SOUTH	400923	PRIMARY	2	IND	YES	17	7	108	-	957	957	694	731	765
400454	197	NATIONWIDE SCHOOL FOR ACADEMIC EXCELLENCE	JOHANNESBURG SOUTH	400454	COMBINED	2	IND	YES	27	15	772	-	8 029	8 029	5 914	6 233	6 526
400274	198	WHITESTONE COLLEGE	JOHANNESBURG SOUTH	400274	COMBINED	2	IND	YES	18	10	379	-	732	732	3 038	3 202	3 352
400933	199	CP CHRISTIAN PRIMARY	GAUTENG EAST	400933	PRIMARY	2	IND	YES	13	3	333	-	1 490	1 490	2 138	2 253	2 356
400623	200	BASA TUTORIAL (PROTEA GLEN)	JOHANNESBURG CENTRAL	400623	PRIMARY	2	IND	YES	41	16	1 103	-	-	7 847	7 083	7 465	7 816
131920	201	BASA TUTORIAL INSTITUTE	JOHANNESBURG SOUTH	131920	COMBINED	2	IND	YES	94	26	1 790	-	-	14 670	13 428	14 153	14 818
312158	202	BENONI CHRISTIAN SCHOOL	EKURHULENI NORTH	312158	COMBINED	4	IND	YES	17	2	185	-	-	164	523	551	577
310604	203	BENONI EDUCATIONAL COLLEGE	EKURHULENI NORTH	310604	SECONDARY	2	IND	YES	21	7	255	-	-	2 284	2 240	2 361	2 472
312091	204	BENONI MUSLIM SCHOOL	EKURHULENI NORTH	312091	COMBINED	3	IND	YES	60	14	785	-	-	3 518	3 464	3 651	3 823
312058	205	B-SURE DAY SCHOOL	EKURHULENI NORTH	312058	PRIMARY	2	IND	YES	11	4	76	-	-	726	488	514	538
400591	206	HAWK ACADEMY	EKURHULENI NORTH	400591	PRIMARY	1	IND	YES	18	12	899	-	-	8 525	8 371	8 823	9 238
400292	207	HOPE FOUNTAIN COMBINED	JOHANNESBURG EAST	400292	COMBINED	2	IND	YES	32	14	687	-	-	5 634	5 014	5 285	5 533
161810	208	INDIVIDUAL TEACHING COLLEGE	EKURHULENI SOUTH	161810	PRIMARY	2	IND	YES	14	6	273	-	-	1 792	1 753	1 848	1 935
152760	209	INKANYEZI WALDORF	JOHANNESBURG EAST	152760	PRIMARY	1	IND	YES	14	4	116	-	-	2 370	1 117	1 177	1 232
400513	210	KUBE SCHOOLS	JOHANNESBURG SOUTH	400513	COMBINED	2	IND	YES	13	4	155	-	-	2 295	1 172	1 235	1 293
311225	211	LEE RAND HIGH SCHOOL	EKURHULENI NORTH	311225	SECONDARY	2	IND	YES	8	6	210	-	-	2 020	1 844	1 944	2 035
311795	212	LEE RAND PRIMARY SCHOOL	EKURHULENI NORTH	311795	PRIMARY	2	IND	YES	3	15	722	-	-	4 585	4 636	4 888	5 116
400105	213	REA RUTA	SEDIBENG EAST	400105	PRIMARY	1	IND	YES	28	7	567	-	-	5 423	5 462	5 757	6 028
331702	214	ROSHNEE ISLAMIC SCHOOL	SEDIBENG EAST	331702	COMBINED	3	IND	YES	42	12	553	-	-	2 600	2 506	2 641	2 765
152348	215	SEKOLO SA BOROKO GO	JOHANNESBURG NORTH	152348	SECONDARY	4	IND	YES	18	8	335	-	-	952	1 103	1 163	1 218
Budget Available												175 729	69 870	4 465	51 624	54 500	57 069
Total Transfers to Independent Schools												834 194	834 194	834 194	901 175	949 923	994 570

Public Special Schools																
No.	Name of School	District	EMIS Number	Primary/ Secondary	Type of Special School	No Fee Status (YES/No)	Section 21 Status (YES/No)	Nr of Educators	Nr of non-Educators	Nr. of Learners	Main Appropriation	Adjusted Appropriation	Revised estimate	Medium term estimates		
														R'000		
														2019/20	2020/21	2021/22
1	ACTONVILLE TRAINING CENTRE (LSEN)	EKURHULENI NORTH	311704	COMBINED	LSEN	YES	YES	47	30	476	5 123	5 943	5 943	6 528	6 867	7 190
2	BELVEDERESKOOI (LSEN)	EKURHULENI NORTH	310144	COMBINED	LSEN	YES	YES	54	35	662	5 522	6 445	6 445	7 453	7 841	8 210
3	CON AMORES KOOI / SCHOOL (LSEN)	EKURHULENI NORTH	260075	COMBINED	LSEN	YES	YES	49	42	366	3 638	4 241	4 241	4 985	5 244	5 490
4	EAST RAND SCHOOL OF ARTS (SOS)	EKURHULENI NORTH	312124	COMBINED	SOS	YES	YES	43	11	459	2 551	2 411	2 411	1 192	1 254	1 313
5	ELANDSPARKSKOOI (LSEN)	EKURHULENI NORTH	160424	COMBINED	LSEN	YES	YES	63	25	782	6 570	7 542	7 542	8 731	9 185	9 617
6	IKWEZI-KHANYENG PRIMARY SCHOOL (LSEN)	EKURHULENI NORTH	311639	COMBINED	LSEN	YES	YES	15	5	51	517	512	512	542	570	597
7	ITHEMBALIHLE SCHOOL (LSEN)	EKURHULENI NORTH	162180	COMBINED	LSEN	YES	YES	52	52	332	4 127	5 388	5 388	5 945	6 149	6 438
8	KEMPTON PANORAMASKOOI (LSEN)	EKURHULENI NORTH	260158	COMBINED	LSEN	YES	YES	45	24	655	5 104	5 885	5 885	7 059	7 426	7 775
9	NORMANHUISSKOOI (LSEN)	EKURHULENI NORTH	161075	COMBINED	LSEN	YES	YES	11	6	75	746	738	738	797	838	877
10	THEMBINKOSI FOR SMH (LSEN)	EKURHULENI NORTH	261339	COMBINED	LSEN	YES	YES	35	24	447	4 695	6 305	6 305	6 198	6 520	6 826
11	USIZO LWETHU (LSEN)	EKURHULENI NORTH	311621	COMBINED	LSEN	YES	YES	28	23	439	4 734	5 690	5 690	6 551	6 892	7 216
12	EKURHULENI SCHOOL FOR THE DEAF (LSEN)	EKURHULENI SOUTH	341560	COMBINED	LSEN	YES	YES	25	23	303	4 465	4 908	4 908	6 290	6 617	6 928
13	EZIBELENI SCHOOL FOR PHYSICALLY DISABLED CHILDREN (LSEN)	EKURHULENI SOUTH	341552	COMBINED	LSEN	YES	YES	29	14	173	2 660	3 688	3 688	2 913	3 064	3 208
14	ISIIPHU SETHU SCHOOL (LSEN)	EKURHULENI SOUTH	162172	COMBINED	LSEN	YES	YES	51	30	543	6 176	7 295	7 295	7 817	8 223	8 609
15	SCHOOL OF ACHIEVEMENT/PRESTASIESKOOI (LSEN)	EKURHULENI SOUTH	161398	COMBINED	LSEN	YES	YES	110	50	792	7 215	8 636	8 636	10 034	10 556	11 052
16	ZIMELENI SCHOOL (LSEN)	EKURHULENI SOUTH	341800	COMBINED	LSEN	YES	YES	32	23	349	3 370	4 076	4 076	4 896	5 151	5 393
17	DR W K DU PLESSIS SKOOI (LSEN)	GAUTENG EAST	350958	COMBINED	LSEN	YES	YES	42	19	484	4 699	5 202	5 202	5 482	5 767	6 038
18	FELICITASSKOOI / SCHOOL (LSEN)	GAUTENG EAST	311746	COMBINED	LSEN	YES	YES	48	49	530	4 668	4 551	4 551	5 431	5 713	5 982
19	KWA-THEMA LSEN SCHOOL (LSEN)	GAUTENG EAST	400323	COMBINED	LSEN	YES	YES	53	20	475	5 001	6 114	6 114	6 765	7 117	7 451
20	MATSHEDISO (LSEN)	GAUTENG EAST	311365	COMBINED	LSEN	YES	YES	28	22	282	2 882	3 259	3 259	3 627	3 816	3 995
21	MURIEL BRANDSKOOI (LSEN)	GAUTENG EAST	310581	COMBINED	LSEN	YES	YES	41	33	452	4 664	5 110	5 110	7 654	8 052	8 430
22	OLYMPIA PARKSKOOI (LSEN)	GAUTENG EAST	350397	COMBINED	LSEN	YES	YES	49	18	504	5 326	6 405	6 405	6 516	6 855	7 177
23	PHELANG (LSEN)	GAUTENG EAST	350991	COMBINED	LSEN	YES	YES	32	30	327	3 966	5 222	5 222	4 940	5 197	5 441
24	PROTEASKOOI / SCHOOL (LSEN)	GAUTENG EAST	350447	COMBINED	LSEN	YES	YES	69	35	463	4 052	4 649	4 649	5 321	5 598	5 861
25	PROTEM LSEN SCHOOL (LSEN)	GAUTENG NORTH	212259	COMBINED	LSEN	YES	YES	7	-	20	256	247	247	212	223	233
26	SIZANANI SPECIAL SCHOOL (LSEN)	GAUTENG NORTH	211672	COMBINED	LSEN	YES	YES	18	9	198	1 877	3 392	3 392	3 528	3 711	3 885
27	BOITEKO PRIMARY SCHOOL (LSEN)	GAUTENG WEST	271478	COMBINED	LSEN	YES	YES	24	20	215	2 052	3 066	3 066	2 656	2 794	2 925
28	GOUDWIESKOOI (LSEN)	GAUTENG WEST	270982	COMBINED	LSEN	YES	YES	28	10	402	3 390	3 959	3 959	4 964	4 275	4 476
29	ITIRELENG SCHOOL FOR SEVERELY MENTALLY HANDICAPPED (LSEN)	GAUTENG WEST	251470	COMBINED	LSEN	YES	YES	23	22	301	3 424	5 202	5 202	4 047	4 257	4 457
30	ITUMELENG SCHOOL FOR SEVERELY MENTALLY HANDICAPPED (LSEN)	GAUTENG WEST	271304	COMBINED	LSEN	YES	YES	21	12	244	2 597	4 256	4 256	3 357	3 532	3 688
31	MAGALIESBURG SECONDARY SCHOOL (SOS)	GAUTENG WEST	400733	COMBINED	SOS	YES	YES	60	6	722	4 052	3 829	3 829	1 875	1 973	2 066
32	PRO-PRACTICUM SCHOOL (LSEN)	GAUTENG WEST	250290	COMBINED	LSEN	YES	YES	47	26	663	5 602	6 510	6 510	7 356	7 739	8 103
33	RANT-EN-DAL KLINIEKSKOOI (LSEN)	GAUTENG WEST	250977	COMBINED	LSEN	YES	YES	27	22	152	1 843	2 581	2 581	3 114	3 276	3 430
34	ROTARSKOOI (LSEN)	GAUTENG WEST	270538	COMBINED	LSEN	YES	YES	19	19	165	1 983	2 213	2 213	2 558	2 691	2 817
35	WESRANDSE SKOOI / WEST RAND SCHOOL (LSEN)	GAUTENG WEST	251165	COMBINED	LSEN	YES	YES	49	20	290	2 783	3 781	3 781	3 637	3 826	4 006
36	ADELAIDE TAMBO SCHOOL (LSEN)	JOHANNESBURG CENTRAL	133652	COMBINED	LSEN	YES	YES	38	43	399	4 919	6 238	6 238	6 596	6 939	7 265
37	BARAGWANATH HOSPITAL SCHOOL (LSEN)	JOHANNESBURG CENTRAL	131912	COMBINED	LSEN	YES	YES	14	5	175	1 089	1 038	1 038	1 093	1 150	1 204
38	DON MATTERRA (LSEN)	JOHANNESBURG CENTRAL	122044	COMBINED	LSEN	YES	YES	15	12	200	1 960	2 211	2 211	2 514	2 645	2 769
39	FUTURASKOOI (LSEN)	JOHANNESBURG CENTRAL	120527	COMBINED	LSEN	YES	YES	30	15	339	2 700	3 003	3 003	3 374	3 549	3 716
40	PACE SECONDARY SCHOOL (SOS)	JOHANNESBURG CENTRAL	121665	COMBINED	SOS	YES	YES	34	6	876	5 049	4 771	4 771	2 275	2 393	2 505
41	PHILIP KUSHLICK (LSEN)	JOHANNESBURG CENTRAL	132712	COMBINED	LSEN	YES	YES	36	30	352	3 949	5 188	5 188	4 331	4 566	4 770
42	RANDEORSKOOI (LSEN)	JOHANNESBURG CENTRAL	110361	COMBINED	LSEN	YES	YES	52	17	689	5 778	6 357	6 357	4 310	4 534	4 747
43	WINNIE MADIKIZELA MANDELA SCHOOL (LSEN)	JOHANNESBURG CENTRAL	111732	COMBINED	LSEN	YES	YES	36	29	464	4 870	5 596	5 596	5 071	5 335	5 596
44	DOUG WHITEHEAD SCHOOL (LSEN)	JOHANNESBURG EAST	133744	COMBINED	LSEN	YES	YES	19	16	193	1 867	2 891	2 891	3 140	3 303	3 458
45	FOREST TOWN SCHOOL (LSEN)	JOHANNESBURG EAST	130377	COMBINED	LSEN	YES	YES	35	28	344	2 771	2 686	2 686	4 385	4 613	4 830
46	GRESSWOLD SENIOR SCHOOL (LSEN)	JOHANNESBURG EAST	150540	COMBINED	LSEN	YES	YES	48	28	667	6 245	6 716	6 716	6 825	7 180	7 517
47	H MOROSS ADOLESCENT SCHOOL (LSEN)	JOHANNESBURG EAST	151779	COMBINED	LSEN	YES	YES	4	2	18	72	68	68	112	118	124
48	JOHANNESBURG HOSPITAL SCHOOL (LSEN)	JOHANNESBURG EAST	132340	COMBINED	LSEN	YES	YES	8	-	76	198	187	187	524	551	577
49	NOKUTHULA SCHOOL (LSEN)	JOHANNESBURG EAST	152835	COMBINED	LSEN	YES	YES	32	26	434	5 597	7 143	7 143	7 694	8 094	8 474
50	SIZWE HOSPITAL SCHOOL (LSEN)	JOHANNESBURG EAST	261156	COMBINED	LSEN	YES	YES	4	3	4	42	40	40	25	26	27
51	ST VINCENT SCHOOL (LSEN)	JOHANNESBURG EAST	151654	COMBINED	LSEN	YES	YES	49	24	365	4 032	4 468	4 468	5 903	5 263	5 510
52	CASA DO SOL SCHOOL (LSEN)	JOHANNESBURG NORTH	150250	COMBINED	LSEN	YES	YES	15	23	161	1 666	1 961	1 961	2 277	2 395	2 508
53	CORONATION TRAINING CENTRE (LSEN)	JOHANNESBURG NORTH	140046	COMBINED	LSEN	YES	YES	16	14	177	1 591	2 551	2 551	2 771	2 915	3 052
54	DELTA PARKSKOOI (LSEN)	JOHANNESBURG NORTH	150391	COMBINED	LSEN	YES	YES	48	41	534	4 888	5 699	5 699	6 427	6 761	7 079
55	GOUDVELD VAARDIGHEIDSKOOI (LSEN)	JOHANNESBURG NORTH	133454	COMBINED	LSEN	YES	YES	42	29	560	5 426	6 501	6 501	6 906	7 265	7 606
56	HOPE SCHOOLSKOOI (LSEN)	JOHANNESBURG EAST	130534	COMBINED	LSEN	YES	YES	26	26	198	2 745	3 775	3 775	3 532	3 716	3 891
57	NEW NATION SCHOOL (LSEN)	JOHANNESBURG NORTH	133348	COMBINED	LSEN	YES	YES	46	14	532	2 852	2 695	2 695	3 323	3 496	3 660

No.	Name of School	District	EMIS Number	Primary/ Secondary	Type of Special School	No Fee Status (YES/No)	Section 21 Status (YES/No)	Nr of Educators	Nr of non-Educators	Nr. of Learners	Main Appropriation	Adjusted Appropriation	Revised estimate	Medium term estimates				
											2019/20	2020/21	2021/22	2022/23				
															R'000			
															R'000			
58	RANDBURGSKOOL (KLINIEKSKOOL GESTREMDE LEERLINGE) (LSEN)	JOHANNESBURG NORTH	151290	COMBINED	LSEN	YES	YES	26	18	154	1 353	1 846	1 846	3 634	3 823	4 003		
59	TAKALANI (LSEN)	JOHANNESBURG NORTH	133056	COMBINED	LSEN	YES	YES	26	30	306	3 572	3 900	3 900	5 506	5 792	6 064		
60	WALTER SISULU CHILD AND YOUTH CARE CENTRE (LSEN)	JOHANNESBURG NORTH	141507	COMBINED	LSEN	YES	YES	12	2	117	776	768	768	731	769	805		
61	FRANCES VORWERGSKOOL (LSEN)	JOHANNESBURG SOUTH	120238	COMBINED	LSEN	YES	YES	40	17	368	3 959	5 286	5 286	5 067	5 330	5 581		
62	JISWA TRAINING CENTRE (LSEN)	JOHANNESBURG SOUTH	110130	COMBINED	LSEN	YES	YES	39	34	490	4 877	5 238	5 238	5 997	6 309	6 605		
63	JOHN ORR TECHNICAL HIGH SCHOOL (SOS)	JOHANNESBURG SOUTH	130708	COMBINED	SOS	YES	YES	38	20	743	3 806	3 597	3 597	1 929	2 029	2 124		
64	MCK SPECIAL SCHOOL (LSEN)	JOHANNESBURG SOUTH	110254	COMBINED	LSEN	YES	YES	38	24	416	3 614	5 380	5 380	5 373	5 652	5 918		
65	NATIONAL SCHOOL OF THE ARTS (SOS)	JOHANNESBURG SOUTH	131037	COMBINED	SOS	YES	YES	62	30	590	4 346	4 171	4 171	2 287	2 385	2 467		
66	THE HAMLET SCHOOL (LSEN)	JOHANNESBURG SOUTH	120154	COMBINED	LSEN	YES	YES	33	25	342	2 993	3 307	3 307	3 733	3 927	4 112		
67	ALBERTINA SISULU SPECIAL SCHOOL (LSEN)	JOHANNESBURG WEST	400095	COMBINED	LSEN	YES	YES	25	19	296	2 968	3 251	3 251	3 662	3 852	4 033		
68	LANTERNSKOOL (LSEN)	JOHANNESBURG WEST	250852	COMBINED	LSEN	YES	YES	79	37	674	6 204	7 216	7 216	8 059	8 478	8 876		
69	MEZODO VOCATIONAL SKILLS CENTRE (LSEN)	JOHANNESBURG WEST	252247	COMBINED	LSEN	YES	YES	25	13	215	2 313	2 652	2 652	2 770	2 914	3 051		
70	PUMLA SCHOOL FOR THE SEVERLY MENTALLY HANDICAPPED (LSEN)	JOHANNESBURG WEST	132779	COMBINED	LSEN	YES	YES	30	21	384	4 008	4 781	4 781	5 449	5 732	6 001		
71	ROODEPARKSKOOL (LSEN)	JOHANNESBURG WEST	250993	COMBINED	LSEN	YES	YES	55	24	742	5 542	5 341	5 341	6 118	6 436	6 738		
72	SIZWILE SCHOOL FOR THE DEAF (LSEN)	JOHANNESBURG WEST	251900	COMBINED	LSEN	YES	YES	38	34	259	3 842	4 255	4 255	4 743	4 990	5 225		
73	THE GATEWAY SCHOOL (LSEN)	JOHANNESBURG WEST	251090	COMBINED	LSEN	YES	YES	33	31	376	3 174	4 383	4 383	4 890	5 144	5 386		
74	DESTINATASKOOL (LSEN)	SEDIBENG EAST	330100	COMBINED	LSEN	YES	YES	54	32	475	4 267	5 067	5 067	5 880	6 186	6 477		
75	EUREKASKOOL (LSEN)	SEDIBENG EAST	330118	COMBINED	LSEN	YES	YES	40	81	474	4 987	6 275	6 275	7 108	7 478	7 829		
76	HOERSKOOL EMAMSDAL (LSEN)	SEDIBENG EAST	340208	COMBINED	LSEN	YES	YES	5	1	43	438	217	217	457	481	504		
77	HOERSKOOL J.W. LUCKHOFF (LSEN)	SEDIBENG EAST	340216	COMBINED	LSEN	YES	YES	8	1	96	1 045	517	517	1 020	1 073	1 123		
78	KRUGERLAANSKOOL (LSEN)	SEDIBENG EAST	330316	COMBINED	LSEN	YES	YES	43	23	529	4 795	5 454	5 454	6 481	6 818	7 138		
79	SIBONILE SCHOOL FOR THE BLIND (LSEN)	SEDIBENG EAST	331322	COMBINED	LSEN	YES	YES	25	20	207	3 598	3 876	3 876	4 730	4 976	5 210		
80	DIE ANKERSKOOL (LSEN)	SEDIBANG EAST	330010	COMBINED	LSEN	YES	YES	43	13	724	5 573	6 656	6 656	8 369	8 804	9 218		
81	SEBOKENG TECHNICAL HIGH SCHOOL (LSEN)	SEDIBENG WEST	321414	COMBINED	LSEN	YES	YES	22	12	392	3 379	3 939	3 939	4 759	5 006	5 241		
82	THABO-VUYO (LSEN)	SEDIBENG WEST	321786	COMBINED	LSEN	YES	YES	36	24	352	3 627	4 112	4 112	4 589	4 828	5 055		
83	ALMASKOOL (LSEN)	TSHWANE NORTH	230138	COMBINED	LSEN	YES	YES	30	4	352	3 112	3 526	3 526	4 089	4 302	4 504		
84	DOMINICAN SCHOOL FOR THE DEAF (LSEN)	TSHWANE NORTH	240648	COMBINED	LSEN	YES	YES	48	89	314	5 624	5 647	5 647	6 066	6 381	6 681		
85	MAGALIES SPECIAL SCHOOL (LSEN)	TSHWANE NORTH	231415	COMBINED	LSEN	YES	YES	43	22	675	5 280	5 816	5 816	6 728	7 078	7 411		
86	PHELANG SPECIAL SCHOOL (LSEN)	TSHWANE NORTH	912394	COMBINED	LSEN	YES	YES	12	9	173	1 927	2 196	2 196	2 272	2 390	2 502		
87	PROSPECTUS NOVUSSKOOL (LSEN)	TSHWANE NORTH	231365	COMBINED	LSEN	YES	YES	41	26	353	3 537	4 144	4 144	4 764	5 012	5 248		
88	TSOSOLOSO SKOOL (LSEN)	TSHWANE NORTH	241489	COMBINED	LSEN	YES	YES	39	14	171	3 113	3 558	3 558	2 473	2 602	2 724		
89	HOSPITAALSKOOL PRETORIA HOSPITAL SCHOOL (LSEN)	TSHWANE SOUTH	231332	COMBINED	LSEN	YES	YES	7	5	72	480	454	454	450	473	495		
90	KALAFONG MIDDLE HOSPITAL SCHOOL (LSEN)	TSHWANE SOUTH	231811	COMBINED	LSEN	YES	YES	5	3	177	967	913	913	1 106	1 164	1 219		
91	KWAGGASRANDSKOOL (LSEN)	TSHWANE SOUTH	230748	COMBINED	LSEN	YES	YES	45	17	525	4 447	4 682	4 682	4 698	4 942	5 174		
92	NUWE HOOPSKOOL (LSEN)	TSHWANE SOUTH	210948	COMBINED	LSEN	YES	YES	57	36	428	3 983	5 278	5 278	5 339	5 617	5 881		
93	ROSINA SEDIBANE-MODIBA SCHOOL (SOS)	TSHWANE SOUTH	400081	COMBINED	SOS	YES	YES	18	17	356	3 199	3 085	3 085	1 708	1 797	1 881		
94	SONITUSSKOOL (LSEN)	TSHWANE SOUTH	220517	COMBINED	LSEN	YES	YES	47	41	312	3 281	3 617	3 617	3 968	4 069	4 260		
95	SUNRISE SCHOOL (LSEN)	TSHWANE SOUTH	230094	COMBINED	LSEN	YES	YES	14	11	155	1 597	1 905	1 905	2 182	2 295	2 403		
96	TRANSORANJE SKOOL VIR DOWES (LSEN)	TSHWANE SOUTH	231456	COMBINED	LSEN	YES	YES	41	14	206	2 801	3 258	3 258	3 861	4 062	4 253		
97	TRANSVALIA SKOOL (LSEN)	TSHWANE SOUTH	221333	COMBINED	LSEN	YES	YES	42	15	390	3 448	3 988	3 988	4 091	4 924	5 155		
98	TSEGOFATSONG SPECIAL SCHOOL (LSEN)	TSHWANE SOUTH	221408	COMBINED	LSEN	YES	YES	42	18	424	4 425	5 012	5 012	5 507	5 793	6 055		
99	UNICASKOOL (LSEN)	TSHWANE SOUTH	211177	COMBINED	LSEN	YES	YES	22	14	119	1 667	2 555	2 555	1 865	1 962	2 054		
100	VIA NOVA SCHOOL FOR THE MENTALLY DISABLED (LSEN)	TSHWANE SOUTH	221325	COMBINED	LSEN	YES	YES	55	57	522	5 452	6 285	6 285	8 475	8 936	9 335		
101	ZODWA SCHOOL FOR MENTALLY HANDICAPPED LEARNERS (LSEN)	TSHWANE SOUTH	222330	COMBINED	LSEN	YES	YES	20	16	197	2 190	2 502	2 502	2 661	2 799	2 931		
102	BETHESDA SPECIAL SCHOOL (LSEN)	TSHWANE WEST	912363	COMBINED	LSEN	YES	YES	17	17	223	2 544	2 837	2 837	3 626	4 025	4 214		
103	DR GEORGE MUKHARI SCHOOL (LSEN)	TSHWANE WEST	240721	COMBINED	LSEN	YES	YES	9	4	160	938	902	902	999	1 051	1 100		
104	FILADELFA (LSEN)	TSHWANE WEST	240689	COMBINED	LSEN	YES	YES	64	64	399	7 850	7 793	7 793	7 900	8 311	8 702		
105	MEDICOS (LSEN)	TSHWANE WEST	240945	COMBINED	LSEN	YES	YES	36	19	420	3 941	4 617	4 617	6 281	6 698	6 919		
106	PRETORIA SKOOL VIR SEREBRAAL GESTREMDES (LSEN)	TSHWANE WEST	232447	COMBINED	LSEN	YES	YES	60	35	383	4 405	4 812	4 812	5 408	5 689	5 956		
107	PRINSHOFSKOOL (LSEN)	TSHWANE WEST	232454	COMBINED	LSEN	YES	YES	56	53	444	6 182	6 529	6 529	7 545	7 937	8 310		
108	REINOTSWI SPECIAL SCHOOL (LSEN)	TSHWANE WEST	912366	COMBINED	LSEN	YES	YES	18	12	243	2 507	2 922	2 922	3 444	3 623	3 793		
109	SUIDERBERG SKOOL (LSEN)	TSHWANE WEST	231480	COMBINED	LSEN	YES	YES	56	22	674	5 048	5 139	5 139	5 588	5 879	6 155		
110	SPRINGFIELD SCHOOL (LSEN)	SEDIBENG EAST	331363	COMBINED	LSEN	YES	YES	16	4	256	1 852	2 041	2 041	2 629	2 766	2 896		
111	DUZENDENDLALA (LSEN)	JOHANNESBURG SOUTH	330611	COMBINED	LSEN	YES	YES	26	3	389	4 337	5 183	5 183	4 796	5 047	5 284		
112	SOZIZWE (LSEN)	EKURHULENI NORTH	311530	COMBINED	LSEN	YES	YES	22	4	496	3 932	5 596	5 596	6 818	7 173	7 510		
113	WHITE CITY SKILLS SCHOOL (LSEN)	JOHANNESBURG CENTRAL	400995	COMBINED	LSEN	YES	YES	11	4	201	1 888	3 392	3 392	4 733	4 979	5 213		
114	BAFTI SPECIAL SCHOOL (LSEN)	TSHWANE WEST	400911	COMBINED	LSEN	YES	YES	5	4	67	690	2 110	2 110	1 051	1 116	1 169		
115	DUKHATOLE (LSEN)	EKURHULENI SOUTH	340547	COMBINED	LSEN	YES	YES	18	2	301	2 872	4 626	4 626	5 153	5 421	5 676		

No.	Name of School	District	EMIS Number	Primary/ Secondary	Type of Special School	No Fee Status (YES/No)	Section 21 Status (YES/No)	Nr. of Educators	Nr. of non-Educators	Nr. of Learners	Main Appropriation	Adjusted Appropriation	Revised estimate	Medium term estimates		
											R'000 2019/20	R'000 2020/21	R'000 2021/22	R'000 2022/23		
116	SAMSON (LSEN)	EKURHULENI SOUTH	341206 COMBINED	LSEN	YES	YES		16	4	332	2 406	4 085	4 085	4 831	5 082	5 321
117	THULAZIWE SCHOOL FOR AUTISM (LSEN)	JOHANNESBURG WEST	133165 COMBINED	LSEN	YES	YES		10	2	78	1 010	2 399	2 399	1 354	1 424	1 491
118	ELUTHENI SCHOOL (LSEN)	JOHANNESBURG NORTH	140475 COMBINED	LSEN	YES	YES		9	2	108	1 032	2 444	2 444	1 903	2 007	2 101
119	MAMELODI PRE VOCATIONAL SCHOOL (LSEN)	TSHWANE SOUTH	400896 COMBINED	LSEN	YES	YES		15	2	326	2 287	3 942	3 942	3 715	3 908	4 092
120	ST BARNABUS COLLEGE (SOS)	JOHANNESBURG NORTH	140368 COMBINED	SOS	YES	YES		26	23	452	3 043	2 900	2 900	1 481	1 558	1 631
121	CURTIS NKONDO (SOS)	JOHANNESBURG CENTRAL	400876 COMBINED	SOS	YES	YES		24	10	835	1 945	3 880	3 880	2 168	2 281	2 388
122	FUNDA UJABULILE (SOS)	JOHANNESBURG CENTRAL	400309 COMBINED	SOS	YES	YES		24	13	467	2 908	2 746	2 746	1 213	1 276	1 336
123	MOFOLO SCHOOL (LSEN)	SEDIBENG WEST	321000 COMBINED	LSEN	YES	YES		7	6	310	2 661	4 298	4 298	3 582	3 768	3 945
124	DA MOKOMA SCHOOL (LSEN)	TSHWANE WEST	910253 COMBINED	LSEN	YES	YES		6	4	133	934	2 311	2 311	1 471	1 547	1 620
125	ECALANI PRIMARY SCHOOL (LSEN)	EKURHULENI NORTH	260703 COMBINED	LSEN	YES	YES		21	14	358	1 930	3 430	3 430	4 511	4 746	4 969
126	PHIRI SPECIAL SCHOOL (LSEN)	JOHANNESBURG CENTRAL	111153 COMBINED	LSEN	YES	YES		15	12	315	2 785	4 203	4 203	6 110	6 428	6 730
127	TUHKOMELO SPECIAL SCHOOL (LSEN)	JOHANNESBURG WEST	141044 COMBINED	LSEN	YES	YES		12	3	130	1 352	2 838	2 838	2 387	2 511	2 629
128	MOHATO SPECIAL SCHOOL (LSEN)	JOHANNESBURG CENTRAL	111062 COMBINED	LSEN	YES	YES		7	3	81	1 415	2 321	2 321	3 152	3 316	3 472
129	JOHANNESBURG SCHOOL FOR AUTISM (LSEN)	JOHANNESBURG EAST	400920 COMBINED	LSEN	YES	YES		50	22	319	3 707	3 696	3 696	4 605	4 844	5 072
130	OHAGHOLLA Primary SCHOOL (LSEN)	SEDIBANG EAST	341131 COMBINED	LSEN	YES	YES		16	4	167	993	2 400	2 400	2 469	2 597	2 719
131	RHODESFIELD (SOS)	EKURHULENI NORTH	260133 COMBINED	SOS	YES	YES		52	17	1 047	5 301	5 009	5 009	2 719	2 860	2 994
132	MANDISA SHICEKA (SOS)	GAUTENG WEST	252262 COMBINED	SOS	YES	YES		60	14	900	11 052	10 444	10 444	2 994	3 150	3 298
133	TAMARISK SPECIAL SCHOOL FOR AUTISM (LSEN)	JOHANNESBURG SOUTH	400947 COMBINED	LSEN	YES	YES		10	4	60	436	1 748	1 748	1 025	1 078	1 129
134	KHAYA LESEDI (SOS)	SEDIBENG EAST	340752 COMBINED	SOS	YES	YES		46	14	650	8 208	7 755	7 755	2 179	2 292	2 400
135	MOHLOLI (SOS)	SEDIBANG EAST	331074 COMBINED	SOS	YES	YES		39	10	628	7 552	7 136	7 136	2 080	2 198	2 301
136	SOSHANGUWE TECH SCHOOL (LSEN)	TSHWANE WEST	241315 COMBINED	SOS	YES	YES		46	15	663	4 028	3 806	3 806	4 141	4 356	4 561
137	OLIEVENHOUTBOCH PRE VOCATIONAL SCHOOL (LSEN)	TSHWANE SOUTH	400948 COMBINED	LSEN	YES	YES		10	1	149	2 744	4 540	4 540	4 334	4 559	4 773
138	EDWARD PHATUDI SECONDARY SCHOOL (SOS)	TSHWANE SOUTH	231639 COMBINED	SOS	YES	YES		41	10	1 251	1 715	-	-	-	-	-
139	PHELINDABA SECONDARY SCHOOL (SOS)	TSHWANE SOUTH	232124 COMBINED	SOS	YES	YES		32	11	1 240	1 644	-	-	-	-	-
140	TEBOGWANA SECONDARY SCHOOL (SOS)	TSHWANE WEST	912064 COMBINED	SOS	YES	YES		41	12	1 065	1 445	-	-	-	-	-
141	TEMBISA SECONDARY SCHOOL (HOSPITALITY) (SOS)	EKURHULENI NORTH	261305 COMBINED	SOS	YES	YES		74	22	1 243	6 905	6 906	6 906	4 135	4 350	4 554
142	UIJ METROPOLITAN ACADEMY (MATHS, SCIENCE AND ICT) (SOS)	JOHANNESBURG NORTH	132811 COMBINED	SOS	YES	YES		24	4	250	1 340	1 340	1 340	829	872	913
143	PRO ARTE ALPHEN PARK (CREATIVE AND PERFORMING ARTS) (SOS)	TSHWANE SOUTH	210203 COMBINED	SOS	YES	YES		72	6	380	2 040	2 040	2 040	1 284	1 351	1 414
Budget/Adjustment available from Programmatic changes											152 031	69 088	69 088	316 336	333 808	400 242
Total Transfers to Special Schools											638 154	638 154	638 154	891 798	939 188	1 034 067

Grade R Centres													
No.	Name of School	District	EMIS Number	Primary/ Secondary	Category/Quantile	Number of Practitioners	No. of Learners	Main Appropriation	Adjusted Appropriation	Revised estimate	Medium term estimates		
								R'000			R'000		
								2019/20	2020/21	2021/22	2022/23		
1	ALRA PARK PRIMARY SCHOOL	GAUTENG EAST	350017	PRIMARY	N/A	2	61	97	98	98	102	108	113
2	ANZAC PRIMARY SCHOOL	GAUTENG EAST	310102	PRIMARY	N/A	3	84	158	135	135	141	149	156
3	BAIKGETSE INTERMEDIATE SCHOOL	GAUTENG EAST	310896	PRIMARY	N/A	3	100	144	160	160	167	176	184
4	BARCELONA PRIMARY SCHOOL	GAUTENG EAST	400277	PRIMARY	N/A	5	114	206	183	183	191	201	210
5	BONGANI PRIMARY SCHOOL FARM	GAUTENG EAST	350595	PRIMARY	N/A	3	44	69	71	71	74	78	82
6	BRAKPAN PRIMARY	GAUTENG EAST	310623	PRIMARY	N/A	5	126	242	202	202	211	222	232
7	BRENTHURST PRIMARY SCHOOL	GAUTENG EAST	310227	PRIMARY	N/A	2	54	97	87	87	90	95	99
8	DALPARK PRIMARY	GAUTENG EAST	310631	PRIMARY	N/A	3	94	132	151	151	157	165	173
9	DAN PHARASI PRIMARY SCHOOL	GAUTENG EAST	310961	PRIMARY	N/A	5	146	226	234	234	245	258	270
10	DAN RADEBE PRIMARY SCHOOL	GAUTENG EAST	350629	PRIMARY	N/A	5	140	242	225	225	234	247	259
11	DUDUZA PRIMARY SCHOOL FULL SERVICE	GAUTENG EAST	350645	PRIMARY	N/A	2	42	65	67	67	70	74	77
12	EDALINCEBA PRIMARY SCHOOL	GAUTENG EAST	350660	PRIMARY	N/A	3	81	139	130	130	136	143	150
13	EMZIMKHULU PRIMARY SCHOOL	GAUTENG EAST	350678	PRIMARY	N/A	3	44	94	71	71	74	78	82
14	ENDICOTT PRIMARY SCHOOL FARM	GAUTENG EAST	350249	PRIMARY	N/A	2	58	110	93	93	97	102	107
15	ENKANGALA PRIMARY SCHOOL	GAUTENG EAST	311043	PRIMARY	N/A	1	27	92	43	43	45	47	49
16	FRED HABEDI PRIMARY SCHOOL	GAUTENG EAST	350702	PRIMARY	N/A	4	90	168	144	144	151	159	166
17	FUNUKUHANYA PRIMARY SCHOOL	GAUTENG EAST	311068	PRIMARY	N/A	5	147	247	236	236	246	259	271
18	GELUKSDAL PRIMERE SKOOL	GAUTENG EAST	310011	PRIMARY	N/A	5	151	227	242	242	253	267	280
19	GEORGE MBILASE PRIMARY SCHOOL	GAUTENG EAST	311076	PRIMARY	N/A	3	52	110	83	83	87	92	96
20	GOROGANG PRIMARY SCHOOL	GAUTENG EAST	350728	PRIMARY	N/A	1	40	61	64	64	67	71	74
21	GUGULESIZWE PRIMARY SCHOOL	GAUTENG EAST	311084	PRIMARY	N/A	4	96	197	154	154	161	170	178
22	HAPPINESS PRIMARY SCHOOL	GAUTENG EAST	350736	PRIMARY	N/A	2	66	100	106	106	111	117	122
23	INKATHA KA ZULU PRIMARY SCHOOL	GAUTENG EAST	311118	PRIMARY	N/A	3	109	177	175	175	183	193	202
24	IPHAMASENG PRIMARY SCHOOL	GAUTENG EAST	350751	PRIMARY	N/A	2	56	89	90	90	94	99	104
25	JAMES NKOSI PRIMARY SCHOOL	GAUTENG EAST	350769	PRIMARY	N/A	5	154	263	247	247	258	272	285
26	JOB MASEKO PRIMARY SCHOOL	GAUTENG EAST	350777	PRIMARY	N/A	4	72	168	115	115	121	128	134
27	JS MALAZA PRIMARY SCHOOL	GAUTENG EAST	311159	PRIMARY	N/A	2	59	87	95	95	99	104	109
28	KATLEGO INTERMEDIATE	GAUTENG EAST	311167	PRIMARY	N/A	3	74	142	119	119	124	131	137
29	KGALEMA PRIMARY SCHOOL	GAUTENG EAST	311175	PRIMARY	N/A	4	86	184	138	138	144	152	159
30	KGOLAGANO PRIMARY SCHOOL	GAUTENG EAST	311811	PRIMARY	N/A	5	140	234	225	225	234	247	259
31	KHANGEZILE PRIMARY SCHOOL	GAUTENG EAST	350801	PRIMARY	N/A	3	90	158	144	144	151	159	166
32	KHOMBINDLELA PRIMARY SCHOOL	GAUTENG EAST	311191	PRIMARY	N/A	3	82	148	132	132	137	144	151
33	KWA-THEMA PRIMARY SCHOOL	GAUTENG EAST	350835	PRIMARY	N/A	4	138	197	221	221	231	243	254
34	LAERSKOOL CHRISTIAAN BEYERS	GAUTENG EAST	350256	PRIMARY	N/A	3	89	139	143	143	149	157	164
35	LAERSKOOL DALVIEW	GAUTENG EAST	310474	PRIMARY	N/A	3	116	134	186	186	194	204	214
36	LAERSKOOL DIE AREND	GAUTENG EAST	310532	PRIMARY	N/A	4	130	174	209	209	218	230	241
37	LAERSKOOL DUNNOTTAR	GAUTENG EAST	350264	PRIMARY	N/A	2	54	48	87	87	90	95	99
38	LAERSKOOL HANNES VISAGIE	GAUTENG EAST	350272	PRIMARY	N/A	2	48	106	77	77	80	84	88
39	LAERSKOOL JAN VAN RIEBEECK	GAUTENG EAST	350280	PRIMARY	N/A	4	130	190	209	209	218	230	241
40	LAERSKOOL KOMMANDO	GAUTENG EAST	310508	PRIMARY	N/A	3	90	158	144	144	151	159	166
41	LAERSKOOL MORESTER	GAUTENG EAST	350298	PRIMARY	N/A	3	82	160	132	132	137	144	151
42	LAERSKOOL MOREWAG	GAUTENG EAST	310516	PRIMARY	N/A	3	99	108	159	159	166	175	183
43	LAERSKOOL OLIFANTSFONTEIN	GAUTENG EAST	210773	PRIMARY	N/A	5	154	242	247	247	258	272	285
44	LAERSKOOL P A M BRINK	GAUTENG EAST	350306	PRIMARY	N/A	2	62	134	99	99	104	110	115
45	LAERSKOOL SELECTION-PARK	GAUTENG EAST	350314	PRIMARY	N/A	4	111	232	178	178	186	196	205
46	LAERSKOOL TINI VORSTER	GAUTENG EAST	350322	PRIMARY	N/A	3	73	134	117	117	122	129	135
47	LAERSKOOL WELGEDAG PRIMARY	GAUTENG EAST	350330	PRIMARY	N/A	2	82	90	132	132	137	144	151
48	LAERSKOOL WERDA	GAUTENG EAST	350348	PRIMARY	N/A	4	109	189	175	175	183	193	202
49	LANGAVILLE PRIMARY SCHOOL	GAUTENG EAST	312140	PRIMARY	N/A	1	32	31	51	51	54	57	60
50	LEBONE PRIMARY SCHOOL	GAUTENG EAST	311217	PRIMARY	N/A	3	87	127	140	140	146	154	161
51	LERUTLE PRIMARY SCHOOL	GAUTENG EAST	311233	PRIMARY	N/A	6	203	303	326	326	340	358	375
52	LETSHA PRIMARY SCHOOL	GAUTENG EAST	311266	PRIMARY	N/A	1	31	31	50	50	52	55	58
53	LETSIE PRIMARY SCHOOL	GAUTENG EAST	311274	PRIMARY	N/A	4	72	139	115	115	121	128	134
54	MADINGOANE PRIMARY SCHOOL	GAUTENG EAST	311308	PRIMARY	N/A	2	65	142	104	104	109	115	120
55	MANDLETHU PRIMARY SCHOOL	GAUTENG EAST	311332	PRIMARY	N/A	4	116	181	186	186	194	204	214
56	MANGOSUTHU PRIMARY SCHOOL	GAUTENG EAST	311340	PRIMARY	N/A	4	84	131	135	135	141	149	156
57	MASIMINI PRIMARY SCHOOL	GAUTENG EAST	350892	PRIMARY	N/A	4	115	186	184	184	193	203	213

No.	Name of School	District	EMIS Number	Primary/ Secondary	Category/Quantile	Number of Practitioners	No. of Learners	Main Appropriation	Adjusted Appropriation	Revised estimate	Medium term estimates		
											R'000		
											2019/20		
											2020/21	2021/22	2022/23
58	MELODI PRIMARY SCHOOL	GAUTENG EAST	311373	PRIMARY	N/A	6	196	252	314	314	328	346	362
59	MICHAEL ZULU PRIMARY SCHOOL	GAUTENG EAST	311381	PRIMARY	N/A	5	149	250	239	239	250	264	276
60	MMUSO PRIMARY SCHOOL	GAUTENG EAST	350900	PRIMARY	N/A	4	123	194	197	197	206	217	227
61	MOSHOESHOE PRIMARY	GAUTENG EAST	311399	PRIMARY	N/A	2	71	121	114	114	119	125	131
62	MURIEL BRANDSCHOOL	GAUTENG EAST	310581	PRIMARY	N/A	6	42	56	67	67	70	74	77
63	MUZOMSHA PRIMARY SCHOOL	GAUTENG EAST	350926	PRIMARY	N/A	2	57	108	91	91	95	100	105
64	NCHABELENG PRIMARY SCHOOL	GAUTENG EAST	311407	PRIMARY	N/A	3	46	142	74	74	77	81	85
65	NIGEL COMBINED SCHOOL	GAUTENG EAST	350033	PRIMARY	N/A	3	84	144	135	135	141	149	156
66	NIGEL PRIMARY SCHOOL	GAUTENG EAST	350389	PRIMARY	N/A	3	90	135	144	144	151	159	166
67	NKABINDE PRIMARY SCHOOL	GAUTENG EAST	350942	PRIMARY	N/A	3	92	158	148	148	154	162	170
68	NOMNEKANE PRIMARY SCHOOL	GAUTENG EAST	350967	PRIMARY	N/A	3	67	153	107	107	112	118	124
69	NTOKOZWENI PRIMARY SCHOOL	GAUTENG EAST	350975	PRIMARY	N/A	3	95	153	152	152	159	168	176
70	NTSIKANA PRIMARY SCHOOL	GAUTENG EAST	311423	PRIMARY	N/A	4	112	177	180	180	188	198	207
71	PAYNEVILLE PRIMARY SCHOOL	GAUTENG EAST	400534	PRIMARY	N/A	2	84	98	135	135	141	149	156
72	PINEGROVE PRIMARY SCHOOL	GAUTENG EAST	350405	PRIMARY	N/A	3	110	155	176	176	184	194	203
73	PUMLANI PRIMARY SCHOOL	GAUTENG EAST	311449	PRIMARY	N/A	3	83	145	133	133	139	147	154
74	QEDUSIZI PRIMARY SCHOOL	GAUTENG EAST	351015	PRIMARY	N/A	3	99	187	159	159	166	175	183
75	REDUMELETSWE PRIMARY SCHOOL	GAUTENG EAST	351023	PRIMARY	N/A	2	63	126	101	101	106	112	117
76	ROLIHLAHLA PRIMARY SCHOOL	GAUTENG EAST	311472	PRIMARY	N/A	4	74	160	119	119	124	131	137
77	ROSEVIEW PRIMARY SCHOOL	GAUTENG EAST	351031	PRIMARY	N/A	5	204	324	327	327	342	360	377
78	SAKHELWE PRIMARY SCHOOL	GAUTENG EAST	351049	PRIMARY	N/A	2	44	79	71	71	74	78	82
79	SAZAKHELA PRIMARY SCHOOL	GAUTENG EAST	312083	PRIMARY	N/A	5	152	248	244	244	255	269	282
80	SECHABA PRIMARY SCHOOL	GAUTENG EAST	351064	PRIMARY	N/A	2	34	65	55	55	57	60	63
81	SELPARK PRIMARY SCHOOL	GAUTENG EAST	350462	PRIMARY	N/A	3	82	147	132	132	137	144	151
82	SHADRACK MBAMBO PRIMARY SCHOOL	GAUTENG EAST	311460	PRIMARY	N/A	4	120	206	192	192	201	212	222
83	SIBONISIWE PRIMARY SCHOOL	GAUTENG EAST	351060	PRIMARY	N/A	3	110	190	176	176	184	194	203
84	SIPHUMELELE PRIMARY SCHOOL	GAUTENG EAST	311514	PRIMARY	N/A	2	47	89	75	75	79	83	87
85	SITHEMBISO PRIMARY SCHOOL	GAUTENG EAST	351106	PRIMARY	N/A	4	103	169	165	165	173	182	191
86	SIZUZILE PRIMARY SCHOOL	GAUTENG EAST	400401	PRIMARY	N/A	4	131	203	210	210	219	231	242
87	SIZWESETHU PRIMARY SCHOOL	GAUTENG EAST	351114	PRIMARY	N/A	4	98	200	157	157	164	173	181
88	STRUBENVALE PRIMARY SCHOOL	GAUTENG EAST	350620	PRIMARY	N/A	3	90	129	144	144	151	159	166
89	THAKGALANG PRIMARY SCHOOL	GAUTENG EAST	351130	PRIMARY	N/A	4	110	221	176	176	184	194	203
90	THEMBALIKAZULU PRIMARY SCHOOL	GAUTENG EAST	351148	PRIMARY	N/A	1	27	50	43	43	45	47	49
91	THEMBELIHLE PRIMARY SCHOOL	GAUTENG EAST	311282	PRIMARY	N/A	6	161	281	258	258	270	285	298
92	THEO TWALA PRIMARY	GAUTENG EAST	351155	PRIMARY	N/A	3	77	173	124	124	129	136	142
93	THOPODI PRIMARY SCHOOL	GAUTENG EAST	311555	PRIMARY	N/A	3	102	158	164	164	171	180	188
94	THUTHUKANISIZWE PRIMARY SCHOOL	GAUTENG EAST	311563	PRIMARY	N/A	2	99	132	159	159	166	175	183
95	TSAKANE PRIMARY SCHOOL	GAUTENG EAST	311571	PRIMARY	N/A	3	58	93	93	93	97	102	107
96	TSHIPINOTO INTERMEDIATE	GAUTENG EAST	311597	PRIMARY	N/A	4	161	215	258	258	270	285	298
97	TSIMONG PRIMARY SCHOOL	GAUTENG EAST	351197	PRIMARY	N/A	2	47	97	75	75	79	83	87
98	UMSOBOMVU PRIMARY SCHOOL	GAUTENG EAST	351205	PRIMARY	N/A	1	45	60	72	72	75	79	83
99	VUKUCINGE PRIMARY FARM SCHOOL	GAUTENG EAST	351338	PRIMARY	N/A	3	89	152	143	143	149	157	164
100	VUYANI PRIMARY SCHOOL	GAUTENG EAST	311654	PRIMARY	N/A	4	78	163	125	125	131	138	144
101	WJ MPENGESI PRIMARY SCHOOL	GAUTENG EAST	311688	PRIMARY	N/A	4	108	208	173	173	181	191	200
102	ZAKHENI PRIMARY SCHOOL	GAUTENG EAST	351262	PRIMARY	N/A	4	116	174	186	186	194	204	214
103	ZAMANI PRIMARY SCHOOL	GAUTENG EAST	351288	PRIMARY	N/A	3	79	147	127	127	132	139	146
104	ZAMUKHANYO PRIMARY SCHOOL	GAUTENG EAST	311945	PRIMARY	N/A	3	80	126	128	128	134	141	148
105	ZITHEMBENI PRIMARY SCHOOL	GAUTENG EAST	351312	PRIMARY	N/A	3	81	148	130	130	136	143	150
106	ABINALA PRIMARY SCHOOL	EKURHULENI SOUTH	161687	PRIMARY	N/A	2	63	97	101	101	106	112	117
107	ABRAM HLOPHE	EKURHULENI SOUTH	340380	PRIMARY	N/A	5	156	239	237	237	265	279	292
108	BOPANG KGOTSO PRIMARY SCHOOL	EKURHULENI SOUTH	161695	PRIMARY	N/A	4	157	216	257	257	263	277	290
109	CATHULA PRIMARY SCHOOL	EKURHULENI SOUTH	340471	PRIMARY	N/A	4	119	186	170	170	199	210	220
110	CHIVIRIKANI PRIMARY SCHOOL	EKURHULENI SOUTH	340497	PRIMARY	N/A	4	127	205	149	149	213	225	236
111	COLIN MANN PRIMARY SCHOOL	EKURHULENI SOUTH	160275	PRIMARY	N/A	1	27	44	47	47	45	47	49
112	DAWN PARK PRIMARY SCHOOL	EKURHULENI SOUTH	162289	PRIMARY	N/A	4	104	187	167	167	174	183	192
113	DE BRUYN PRIMARY	EKURHULENI SOUTH	340521	PRIMARY	N/A	3	68	110	107	107	114	120	126
114	DROMMEDARIS PRIMARY SCHOOL	EKURHULENI SOUTH	160010	PRIMARY	N/A	2	60	111	72	72	100	105	110
115	EDENPARK PRIMARY SCHOOL	EKURHULENI SOUTH	340018	PRIMARY	N/A	3	81	129	128	128	136	143	150

No.	Name of School	District	EMIS Number	Primary/ Secondary	Category/Quantile	Number of Practitioners	No. of Learners	Main Appropriation	Adjusted Appropriation	Revised estimate	Medium term estimates		
											R'000		
											2019/20		
											2020/21	2021/22	2022/23
116	EKURHULENI SCHOOL FOR THE DEAF	EKURHULENI SOUTH	341560	PRIMARY	N/A	3	23	37	51	51	39	41	43
117	EKURHULENI PRIMARY SCHOOL	EKURHULENI SOUTH	160028	PRIMARY	N/A	4	139	211	229	229	233	246	258
118	ENCOCHOYINI PRIMARY SCHOOL	EKURHULENI SOUTH	340570	PRIMARY	N/A	5	164	213	249	249	275	290	304
119	EZBELENI LSEH	EKURHULENI SOUTH	341552	PRIMARY	N/A	3	29	47	47	47	49	52	54
120	FORTUNE KUNENE PRIMARY SCHOOL	EKURHULENI SOUTH	161778	PRIMARY	N/A	4	122	210	199	199	204	215	225
121	GALWAY PRIMARY	EKURHULENI SOUTH	161190	PRIMARY	N/A	1	33	90	53	53	55	58	61
122	GRACELAND PRIMARY	EKURHULENI SOUTH	161794	PRIMARY	N/A	3	58	87	96	96	97	102	107
123	GREENFIELDS PRIMARY SCHOOL	EKURHULENI SOUTH	342064	PRIMARY	N/A	4	150	168	237	237	251	265	277
124	HLEZIPHI PRIMARY SCHOOL	EKURHULENI SOUTH	340546	PRIMARY	N/A	3	90	145	140	140	151	159	166
125	IGAGASI PRIMARY SCHOOL	EKURHULENI SOUTH	340561	PRIMARY	N/A	2	93	135	144	144	156	164	172
126	IKUSASALETHU PRIMARY	EKURHULENI SOUTH	400537	PRIMARY	N/A	3	85	184	210	210	142	150	157
127	INTOKOZO PRIMARY SCHOOL	EKURHULENI SOUTH	340679	PRIMARY	N/A	4	133	135	140	140	223	235	246
128	IZIBUKO PRIMARY	EKURHULENI SOUTH	340695	PRIMARY	N/A	6	173	232	286	286	290	306	320
129	JONGIMFUNDU PRIMARY SCHOOL	EKURHULENI SOUTH	161836	PRIMARY	N/A	2	50	90	77	77	84	89	93
130	KABELO PRIMARY SCHOOL	EKURHULENI SOUTH	340703	PRIMARY	N/A	3	78	134	128	128	131	138	144
131	KATLEHONG PRIMARY	EKURHULENI SOUTH	400354	PRIMARY	N/A	5	145	216	242	242	243	256	268
132	KEKETSO PRIMARY	EKURHULENI SOUTH	340729	PRIMARY	N/A	3	99	108	154	154	166	175	183
133	KHAYELIHLE PRIMARY	EKURHULENI SOUTH	161869	PRIMARY	N/A	3	99	165	156	156	166	175	183
134	KHEHEKILE PRIMARY SCHOOL	EKURHULENI SOUTH	340760	PRIMARY	N/A	3	87	140	130	130	146	154	161
135	KUMALO PRIMARY	EKURHULENI SOUTH	340794	PRIMARY	N/A	5	145	216	228	228	243	256	268
136	KUTLOANONG PRIMARY SCHOOL	EKURHULENI SOUTH	161877	PRIMARY	N/A	2	43	71	75	75	72	76	80
137	LAERSKOOLO DELVILLE	EKURHULENI SOUTH	160887	PRIMARY	N/A	2	59	97	95	95	99	104	109
138	LAERSKOOLO ELSBURG	EKURHULENI SOUTH	160911	PRIMARY	N/A	2	63	100	103	103	106	112	117
139	LAERSKOOLO LEONDALE PARALLEL	EKURHULENI SOUTH	160960	PRIMARY	N/A	2	70	113	128	128	117	123	129
140	LAERSKOOLO VAN DYK PRIMARY	EKURHULENI SOUTH	160994	PRIMARY	N/A	5	175	237	281	281	293	309	324
141	LAERSKOOLO WITFIELD	EKURHULENI SOUTH	161018	PRIMARY	N/A	2	112	174	160	160	188	198	207
142	LAKE SIDE PRIMARY SCHOOL	EKURHULENI SOUTH	160044	PRIMARY	N/A	2	76	113	120	120	127	134	140
143	LAERSKOOLO GENERAL ALBERTS	EKURHULENI SOUTH	340273	PRIMARY	N/A	1	32	61	51	51	54	57	60
144	LERATADIMA PRIMARY	EKURHULENI SOUTH	340836	PRIMARY	N/A	5	135	213	183	183	226	238	249
145	LUNGISANI PRIMARY SCHOOL	EKURHULENI SOUTH	340869	PRIMARY	N/A	5	148	205	239	239	246	261	273
146	MAGAGULA PRIMARY	EKURHULENI SOUTH	341107	PRIMARY	N/A	2	52	100	95	95	87	92	96
147	MAITJIBULO PRIMARY SCHOOL	EKURHULENI SOUTH	340877	PRIMARY	N/A	4	132	145	144	144	221	233	244
148	MAMPUDI PRIMARY SCHOOL	EKURHULENI SOUTH	162271	PRIMARY	N/A	6	173	229	273	273	290	306	320
149	MANZINI PRIMARY SCHOOL	EKURHULENI SOUTH	341164	PRIMARY	N/A	4	128	205	209	209	214	226	237
150	MAPHANZELA PRIMARY SCHOOL	EKURHULENI SOUTH	340885	PRIMARY	N/A	3	90	131	111	111	151	159	166
151	MATSEDISO PRIMARY	EKURHULENI SOUTH	340893	PRIMARY	N/A	3	70	111	103	103	117	123	129
152	MOGOBENG PRIMARY SCHOOL	EKURHULENI SOUTH	340901	PRIMARY	N/A	4	129	203	221	221	216	228	239
153	MOHAUNG PRIMARY	EKURHULENI SOUTH	340919	PRIMARY	N/A	3	81	144	124	124	136	143	150
154	MOHLODI PRIMARY SCHOOL	EKURHULENI SOUTH	340927	PRIMARY	N/A	4	82	144	205	205	137	144	151
155	MONDE PRIMARY SCHOOL	EKURHULENI SOUTH	340943	PRIMARY	N/A	3	85	137	146	146	142	150	157
156	MONITC PRIMARY SCHOOL	EKURHULENI SOUTH	340950	PRIMARY	N/A	3	78	123	120	120	131	138	144
157	MOROJANEENG PRIMARY SCHOOL	EKURHULENI SOUTH	340968	PRIMARY	N/A	2	57	113	91	91	95	100	105
158	MTHIMKHULU PRIMARY SCHOOL	EKURHULENI SOUTH	161919	PRIMARY	N/A	4	100	139	168	168	167	176	184
159	MUTINGATI PRIMARY SCHOOL	EKURHULENI SOUTH	341008	PRIMARY	N/A	2	60	97	96	96	100	105	110
160	NAGENG PRIMARY SCHOOL	EKURHULENI SOUTH	161927	PRIMARY	N/A	3	82	132	132	132	137	144	151
161	NDILELENIHLE PRIMARY SCHOOL	EKURHULENI SOUTH	161935	PRIMARY	N/A	2	64	110	103	103	107	113	118
162	NEW COMET PRIMARY	EKURHULENI SOUTH	161950	PRIMARY	N/A	5	120	144	149	149	201	212	222
163	NOKULUNGA PRIMARY	EKURHULENI SOUTH	341024	PRIMARY	N/A	4	121	140	124	124	203	214	224
164	NUBELA PRIMARY SCHOOL	EKURHULENI SOUTH	341032	PRIMARY	N/A	3	90	127	192	192	151	159	166
165	NTUTUKO PRIMARY SCHOOL	EKURHULENI SOUTH	341057	PRIMARY	N/A	3	105	169	104	104	176	186	195
166	OPELWEG PRIMARY	EKURHULENI SOUTH	340034	PRIMARY	N/A	5	175	276	281	281	293	309	324
167	PALM RIDGE COMBINED SCHOOL	EKURHULENI SOUTH	340087	PRIMARY	N/A	5	114	92	192	192	191	201	210
168	PARKDENE PRIMARY SCHOOL	EKURHULENI SOUTH	161083	PRIMARY	N/A	2	63	97	83	83	106	112	117
169	PHEASANT FOLLY FARM	EKURHULENI SOUTH	341073	PRIMARY	N/A	8	227	242	374	374	380	401	420
170	PHUMELELA PRIMARY	EKURHULENI SOUTH	341081	PRIMARY	N/A	1	26	53	43	43	44	46	48
171	PHUMULA GARDEN PRIMARY	EKURHULENI SOUTH	162347	PRIMARY	N/A	5	168	239	234	234	281	296	310
172	POLOKEGONG PRIMARY SCHOOL	EKURHULENI SOUTH	161968	PRIMARY	N/A	3	85	147	122	122	142	150	157
173	REAHLE PRIMARY SCHOOL	EKURHULENI SOUTH	341156	PRIMARY	N/A	3	84	135	103	103	141	149	156

No.	Name of School	District	EMIS Number	Primary/ Secondary	Category/Quantile	Number of Practitioners	No. of Learners	Main Appropriation	Adjusted Appropriation	Revised estimate	Medium term estimates		
								R'000			R'000		
								2019/20			2020/21	2021/22	2022/23
174	REALEBOHA PRIMARY SCHOOL	EKURHULENI SOUTH	342080	PRIMARY	N/A	6	184	303	295	295	308	325	340
175	REBONTSHENG PRIMARY SCHOOL	EKURHULENI SOUTH	161976	PRIMARY	N/A	4	103	219	151	151	173	182	191
176	REIGER PARK PRIMARY	EKURHULENI SOUTH	160077	PRIMARY	N/A	2	99	140	150	160	166	175	183
177	RONDEBULT PRIMARY SCHOOL	EKURHULENI SOUTH	400326	PRIMARY	N/A	3	105	169	146	146	176	186	195
178	SEKOUTLONG PRIMARY SCHOOL	EKURHULENI SOUTH	341222	PRIMARY	N/A	4	109	176	172	172	183	193	202
179	SETSING PRIMARY SCHOOL	EKURHULENI SOUTH	341230	PRIMARY	N/A	3	91	147	101	101	152	160	168
180	SIMUNYE PRIMARY SCHOOL	EKURHULENI SOUTH	341263	PRIMARY	N/A	2	77	124	127	127	129	136	142
181	SONGOBA PRIMARY SCHOOL	EKURHULENI SOUTH	341297	PRIMARY	N/A	4	130	206	197	197	218	230	241
182	STONERIDGE PRIMARY SCHOOL	EKURHULENI SOUTH	340042	PRIMARY	N/A	5	145	232	233	233	243	256	268
183	TAMAHO PRIMARY SCHOOL	EKURHULENI SOUTH	342014	PRIMARY	N/A	6	159	184	247	247	266	280	293
184	THABANG PRIMARY SCHOOL	EKURHULENI SOUTH	162057	PRIMARY	N/A	3	88	156	141	141	147	155	162
185	THABOTONA PRIMARY SCHOOL	EKURHULENI SOUTH	341321	PRIMARY	N/A	5	160	302	257	257	268	282	295
186	THEMBALETHU PRIMARY SCHOOL	EKURHULENI SOUTH	341883	PRIMARY	N/A	5	161	260	239	239	270	285	298
187	THOKOZA PRIMARY	EKURHULENI SOUTH	341354	PRIMARY	N/A	2	56	66	66	66	94	99	104
188	THULASIZWE PRIMARY SCHOOL	EKURHULENI SOUTH	162263	PRIMARY	N/A	3	96	173	149	149	161	170	178
189	THULISA PRIMARY SCHOOL	EKURHULENI SOUTH	341362	PRIMARY	N/A	2	60	77	98	98	100	105	110
190	TSHABALALA PRIMARY SCHOOL	EKURHULENI SOUTH	341404	PRIMARY	N/A	4	103	181	175	175	173	182	191
191	TSHWARAGANO PRIMARY	EKURHULENI SOUTH	341412	PRIMARY	N/A	3	96	135	154	154	161	170	178
192	UKHANYISO PRIMARY	EKURHULENI SOUTH	341438	PRIMARY	N/A	3	104	168	164	164	174	183	192
193	UMKHATHIZWE PS	EKURHULENI SOUTH	341446	PRIMARY	N/A	3	126	203	133	133	211	222	232
194	UMTHOLO PRIMARY SCHOOL	EKURHULENI SOUTH	341453	PRIMARY	N/A	5	166	274	276	276	278	293	307
195	UMUZAMO PRIMARY SCHOOL	EKURHULENI SOUTH	341461	PRIMARY	N/A	2	60	97	56	56	100	105	110
196	VUMBENI PRIMARY	EKURHULENI SOUTH	341503	PRIMARY	N/A	2	82	100	99	99	104	110	115
197	WINDMILL PARK PRIMARY SCHOOL	EKURHULENI SOUTH	162305	PRIMARY	N/A	2	63	106	101	101	106	112	117
198	ZIMELE PRIMARY SCHOOL	EKURHULENI SOUTH	162107	PRIMARY	N/A	3	71	115	91	91	119	125	131
199	ZONKIZIZWE PRIMARY SCHOOL	EKURHULENI SOUTH	341537	PRIMARY	N/A	5	16	218	261	261	27	28	29
200	BENONI PRIMARY SCHOOL	EKURHULENI NORTH	310052	PRIMARY	N/A	2	68	106	101	101	114	120	126
201	BHEKIMFUNDO PRIMARY SCHOOL	EKURHULENI NORTH	310920	PRIMARY	N/A	3	86	182	143	143	144	152	159
202	BOJELONG PRIMARY SCHOOL	EKURHULENI NORTH	260638	PRIMARY	N/A	2	80	118	128	128	134	141	148
203	CHIEF LUTHULI PRIMARY SCHOOL	EKURHULENI NORTH	400245	PRIMARY	N/A	4	136	186	218	218	228	240	251
204	CRYSTAL PARK PRIMARY SCHOOL	EKURHULENI NORTH	310250	PRIMARY	N/A	1	31	47	48	48	52	55	58
205	DAVEYTON INTERMEDIATE	EKURHULENI NORTH	310987	PRIMARY	N/A	3	97	155	157	157	162	171	179
206	EKUKHANYENI PRIMARY SCHOOL	EKURHULENI NORTH	311027	PRIMARY	N/A	2	64	111	103	103	107	113	118
207	EMMANGWENI PRIMARY SCHOOL	EKURHULENI NORTH	260729	PRIMARY	N/A	4	99	210	159	159	166	175	183
208	ENDULWENI PRIMARY SCHOOL	EKURHULENI NORTH	260745	PRIMARY	N/A	3	59	147	95	95	99	104	109
209	ENTSHONALANGA PRIMARY SCHOOL	EKURHULENI NORTH	260752	PRIMARY	N/A	3	110	169	168	168	184	194	203
210	GAHLANSO PRIMARY SCHOOL	EKURHULENI NORTH	260828	PRIMARY	N/A	2	89	89	143	143	149	157	164
211	INKIWENI PRIMARY SCHOOL	EKURHULENI NORTH	260893	PRIMARY	N/A	4	120	182	186	186	201	212	222
212	IFONTSHE PRIMARY SCHOOL	EKURHULENI NORTH	260901	PRIMARY	N/A	3	87	142	140	140	146	154	161
213	ISAAC MAKAU PRIMARY SCHOOL	EKURHULENI NORTH	311126	PRIMARY	N/A	2	72	85	112	112	121	128	134
214	ISEKELO PRIMARY SCHOOL	EKURHULENI NORTH	260919	PRIMARY	N/A	4	118	202	197	197	198	209	219
215	ISIZIBA PRIMARY SCHOOL	EKURHULENI NORTH	260943	PRIMARY	N/A	4	140	234	225	225	234	247	259
216	ITHEMBALHLE SCHOOL LSEN	EKURHULENI NORTH	162180	PRIMARY	N/A	4	53	68	85	85	89	94	98
217	KGOTHALONG PRIMARY SCHOOL	EKURHULENI NORTH	311183	PRIMARY	N/A	1	36	63	50	50	60	63	66
218	KHATLAMPING PRIMARY SCHOOL	EKURHULENI NORTH	260964	PRIMARY	N/A	3	64	113	99	99	107	113	118
219	KHULA SIZWE PRIMARY SCHOOL	EKURHULENI NORTH	260992	PRIMARY	N/A	3	74	137	119	119	124	131	137
220	ALBERTINA SISULU PRIMARY SCHOOL	EKURHULENI NORTH	400393	PRIMARY	N/A	4	103	216	144	144	173	182	191
221	KLOPPERPARK PRIMARY	EKURHULENI NORTH	160846	PRIMARY	N/A	2	75	115	120	120	126	133	139
222	KUZIMISELA PRIMARY SCHOOL	EKURHULENI NORTH	311209	PRIMARY	N/A	2	41	92	66	66	69	73	76
223	LAERSKOOB BERCHELEIGH	EKURHULENI NORTH	260323	PRIMARY	N/A	4	89	124	107	107	149	157	164
224	LAERSKOOB BRENTWOODPARK	EKURHULENI NORTH	310466	PRIMARY	N/A	3	72	103	112	112	121	128	134
225	LAERSKOOB DIE PRESIDENT	EKURHULENI NORTH	160895	PRIMARY	N/A	1	39	65	63	63	65	69	72
226	LAERSKOOB KRUINSIG	EKURHULENI NORTH	260406	PRIMARY	N/A	6	143	237	234	234	240	253	265
227	LAERSKOOB MW DEWET	EKURHULENI NORTH	160978	PRIMARY	N/A	1	30	53	42	42	50	53	55
228	LAERSKOOB NOBEL	EKURHULENI NORTH	260422	PRIMARY	N/A	4	97	176	156	156	162	171	179
229	LAERSKOOB NORTHMEAD	EKURHULENI NORTH	310524	PRIMARY	N/A	3	102	161	164	164	171	180	188
230	LAERSKOOB VAN RIEBEECKPARK	EKURHULENI NORTH	260430	PRIMARY	N/A	4	131	190	210	210	219	231	242
231	LAERSKOOB VERKENNER	EKURHULENI NORTH	310565	PRIMARY	N/A	4	109	152	172	172	183	193	202

No.	Name of School	District	EMIS Number	Primary/ Secondary	Category/Quantile	Number of Practitioners	No. of Learners	Main Appropriation	Adjusted Appropriation	Revised estimate	Medium term estimates		
								R'000			R'000		
								2019/20			2020/21	2021/22	2022/23
232	LAERSKOO WESTWOOD	EKURHULENI NORTH	161000	PRIMARY	N/A	3	58	177	75	75	97	102	107
233	LESABE PRIMARY SCHOOL	EKURHULENI NORTH	311241	PRIMARY	N/A	3	114	187	183	183	191	201	210
234	MAGALELAGASE PRIMARY SCHOOL	EKURHULENI NORTH	311316	PRIMARY	N/A	1	48	60	77	77	80	84	88
235	MARHULANA PRIMARY SCHOOL	EKURHULENI NORTH	261032	PRIMARY	N/A	2	75	116	120	120	126	133	139
236	MASHEMONG PRIMARY SCHOOL	EKURHULENI NORTH	261040	PRIMARY	N/A	3	108	197	157	157	181	191	200
237	MEHLARENG COMBINED FARM SCHOOL	EKURHULENI NORTH	261073	PRIMARY	N/A	1	45	71	72	72	75	79	83
238	MODUOPO PRIMARY SCHOOL	EKURHULENI NORTH	261099	PRIMARY	N/A	3	84	123	135	135	141	149	156
239	MORITING PRIMARY SCHOOL	EKURHULENI NORTH	261115	PRIMARY	N/A	4	125	189	200	200	209	220	230
240	MVELAPHANDA PRIMARY SCHOOL	EKURHULENI NORTH	261123	PRIMARY	N/A	3	103	144	160	160	173	182	191
241	NYIKO PRIMARY SCHOOL	EKURHULENI NORTH	261131	PRIMARY	N/A	2	65	111	104	104	109	115	120
242	PHOMOLONG PRIMARY SCHOOL	EKURHULENI NORTH	260885	PRIMARY	N/A	6	209	297	334	334	350	369	386
243	PETER ZONGWANE PRIMARY SCHOOL	EKURHULENI NORTH	400351	PRIMARY	N/A	6	123	218	191	191	206	217	227
244	PHUTHUMANI PRIMARY SCHOOL	EKURHULENI NORTH	261149	PRIMARY	N/A	3	110	216	176	176	184	194	203
245	PIONEER PRIMARY SCHOOL	EKURHULENI NORTH	310076	PRIMARY	N/A	1	34	60	55	55	57	60	63
246	PRIMROSE HILL PRIMARY SCHOOL	EKURHULENI NORTH	161331	PRIMARY	N/A	3	50	77	80	80	84	89	93
247	REAGLE PRIMARY SCHOOL	EKURHULENI NORTH	261694	PRIMARY	N/A	4	136	200	236	236	228	240	251
248	RYNSOORD PRIMARY SCHOOL FARM	EKURHULENI NORTH	310086	PRIMARY	N/A	2	61	82	106	106	102	108	113
249	SAFFOLA PRIMARY SCHOOL FARM	EKURHULENI NORTH	261164	PRIMARY	N/A	2	33	106	50	50	55	58	61
250	SEDIBENG PRIMARY SCHOOL	EKURHULENI NORTH	261180	PRIMARY	N/A	2	83	118	117	117	139	147	154
251	SEOTLOANA PRIMARY SCHOOL	EKURHULENI NORTH	261196	PRIMARY	N/A	5	132	208	218	218	221	233	244
252	SHUKUMANI PRIMARY SCHOOL	EKURHULENI NORTH	261206	PRIMARY	N/A	4	92	215	148	148	154	162	170
253	SIPHIWE PRIMARY SCHOOL	EKURHULENI NORTH	261214	PRIMARY	N/A	3	111	142	166	166	186	196	205
254	SOLOMON MOTLANA PRIMARY SCHOOL	EKURHULENI NORTH	311522	PRIMARY	N/A	2	60	119	96	96	100	105	110
255	SOZIZWE PRIMARY SCHOOL EISEN	EKURHULENI NORTH	311530	PRIMARY	N/A	2	28	50	45	45	47	50	52
256	THUTHUKA PRIMARY SCHOOL	EKURHULENI NORTH	261347	PRIMARY	N/A	2	85	119	136	136	142	150	157
257	TLAMATLAMA PRIMARY SCHOOL	EKURHULENI NORTH	261370	PRIMARY	N/A	2	63	115	106	106	106	112	117
258	TLHAKANANG PRIMARY SCHOOL	EKURHULENI NORTH	261388	PRIMARY	N/A	3	71	135	111	111	119	125	131
259	TSHEPISA PRIMARY SCHOOL	EKURHULENI NORTH	261396	PRIMARY	N/A	3	85	140	148	148	142	150	157
260	UMTHAMBEKA PRIMARY SCHOOL	EKURHULENI NORTH	261438	PRIMARY	N/A	3	101	169	162	162	169	178	186
261	WELOMLAMBO PRIMARY SCHOOL	EKURHULENI NORTH	261446	PRIMARY	N/A	3	87	145	140	140	146	154	161
262	WINNIE MANDELA PRIMARY	EKURHULENI NORTH	400236	PRIMARY	N/A	3	87	98	114	114	146	154	161
263	WYCHWOOD PRIMARY	EKURHULENI NORTH	161679	PRIMARY	N/A	2	47	135	75	75	79	83	87
264	ATLHOLANG PRIMARY	GAUTENG NORTH	251199	PRIMARY	N/A	3	70	113	112	112	117	123	129
265	BAWETSE PRIMARY SCHOOL	GAUTENG NORTH	920778	PRIMARY	N/A	5	17	245	276	276	28	30	31
266	BOSCHKOP PRIMARY FARM SCHOOL	GAUTENG NORTH	211300	PRIMARY	N/A	3	129	150	178	178	216	228	239
267	BRONKHORSTSPRUIT PRIMARY SCHOOL	GAUTENG NORTH	210021	PRIMARY	N/A	4	120	194	189	189	201	212	222
268	CHOKOE PRIMARY SCHOOL	GAUTENG NORTH	212192	PRIMARY	N/A	7	195	324	332	332	327	345	361
269	EMATSHENI PRIMARY FARM	GAUTENG NORTH	211367	PRIMARY	N/A	2	21	50	30	30	35	37	39
270	FANJIAN PRIMARY FARM/RETHABILE	GAUTENG NORTH	240671	PRIMARY	N/A	1	31	168	50	50	-	-	-
271	GEKOMBINEERDE SKOOL CULLINAN	GAUTENG NORTH	210096	PRIMARY	N/A	1	29	52	43	43	49	52	54
272	HLABELELA COMBINED SCHOOL	GAUTENG NORTH	925181	PRIMARY	N/A	2	38	73	103	103	64	67	70
273	HLOLISISA PRIMARY SCHOOL	GAUTENG NORTH	925413	PRIMARY	N/A	3	79	113	125	125	132	139	146
274	KGORO PRIMARY SCHOOL	GAUTENG NORTH	211441	PRIMARY	N/A	4	124	206	199	199	208	219	229
275	KUTUMELA-MOLEHI INTM. FARM SCHOOL	GAUTENG NORTH	220731	PRIMARY	N/A	7	187	197	303	303	313	330	346
276	LAERSKOO DIE POORT	GAUTENG NORTH	241636	PRIMARY	N/A	4	116	174	183	183	194	204	214
277	LAERSKOO DU PREEZ VAN WYK	GAUTENG NORTH	210682	PRIMARY	N/A	3	69	87	98	98	116	122	128
278	LAERSKOO KAMEEL FONTEIN	GAUTENG NORTH	241620	PRIMARY	N/A	2	58	116	88	88	97	102	107
279	LAERSKOO KLIPDRIFT	GAUTENG NORTH	240283	PRIMARY	N/A	3	91	139	146	146	-	-	-
280	LAERSKOO TYGERPOORT	GAUTENG NORTH	210823	PRIMARY	N/A	5	122	242	236	236	204	215	225
281	LAERSKOO WITPOORT NR 224 FARM	GAUTENG NORTH	210864	PRIMARY	N/A	2	39	50	66	66	65	69	72
282	LEEUFONTEIN PRIMARY FARM SCHOOL	GAUTENG NORTH	240879	PRIMARY	N/A	2	47	77	66	66	79	83	87
283	MANDLOMSOBO PRIMARY SCHOOL	GAUTENG NORTH	922237	PRIMARY	N/A	1	36	69	56	56	60	63	66
284	MKHAMBI PRIMARY SCHOOL	GAUTENG NORTH	924381	PRIMARY	N/A	2	43	68	63	63	72	76	80
285	MSHULUZANE MAYISELA PRIMARY SCHOOL	GAUTENG NORTH	400086	PRIMARY	N/A	5	154	245	237	237	258	272	285
286	ONVERWACHT PRIMARY SCHOOL	GAUTENG NORTH	210013	PRIMARY	N/A	2	68	97	112	112	114	120	126
287	REFANO PRIMARY FARM SCHOOL	GAUTENG NORTH	211615	PRIMARY	N/A	2	32	94	45	45	54	57	60
288	RETHABISENG PRIMARY SCHOOL	GAUTENG NORTH	211623	PRIMARY	N/A	3	74	123	144	144	124	131	137
289	SEDIBENG PRIMARY SCHOOL	GAUTENG NORTH	211649	PRIMARY	N/A	6	197	315	310	310	330	348	364

No.	Name of School	District	EMIS Number	Primary/ Secondary	Category/Quantile	Number of Practitioners	No. of Learners	Main Appropriation	Adjusted Appropriation	Revised estimate	Medium term estimates		
											R'000		
											2019/20		
											2020/21	2021/22	2022/23
290	SIHLUZIWE PRIMARY SCHOOL	GAUTENG NORTH	925447	PRIMARY	N/A	4	128	198	210	210	214	226	237
291	SIKHULISILE PRIMARY SCHOOL	GAUTENG NORTH	924602	PRIMARY	N/A	3	126	171	176	176	211	222	232
292	VEZULWAZI PRIMARY SCHOOL	GAUTENG NORTH	211755	PRIMARY	N/A	3	99	194	175	175	166	175	183
293	ZIVUSENI PRIMARY	GAUTENG NORTH	926047	PRIMARY	N/A	2	31	87	50	50	52	56	58
294	BOSELE PUBLIC INTERMEDIATE SCHOOL	GAUTENG WEST	251264	PRIMARY	N/A	3	45	73	72	72	75	79	83
295	BRANDVLEI PRIMARY FARM SCHOOL	GAUTENG WEST	270645	PRIMARY	N/A	3	67	106	107	107	112	118	124
296	BULELANI PRIMARY SCHOOL	GAUTENG WEST	270652	PRIMARY	N/A	3	88	142	141	141	147	155	162
297	DIE POORT PRIMARY FARM SCHOOL	GAUTENG WEST	251306	PRIMARY	N/A	1	15	24	24	24	25	26	27
298	DIPHALANE PRIMARY SCHOOL	GAUTENG WEST	251314	PRIMARY	N/A	6	133	215	213	213	223	235	246
299	DR YUSUF DADOO PRIMARY SCHOOL	GAUTENG WEST	250019	PRIMARY	N/A	2	80	97	96	96	100	105	110
300	ENTUTHUKWENI PRIMARY SCHOOL	GAUTENG WEST	251389	PRIMARY	N/A	3	76	123	122	122	127	134	140
301	F.J.L. WELLS PRIMARY SCHOOL	GAUTENG WEST	270710	PRIMARY	N/A	2	80	97	96	96	100	105	110
302	GREENSPARK PRIMARY SCHOOL	GAUTENG WEST	930471	PRIMARY	N/A	2	65	105	104	104	109	115	120
303	HARTZSTRAAT PRIMARY	GAUTENG WEST	270017	PRIMARY	N/A	4	94	152	151	151	157	165	173
304	HLANGABEZA PRIMARY SCHOOL	GAUTENG WEST	270736	PRIMARY	N/A	3	104	166	167	167	174	183	192
305	HLANGANANI PRIMARY SCHOOL	GAUTENG WEST	271495	PRIMARY	N/A	3	84	135	135	135	141	149	156
306	IPELENG PRIMARY SCHOOL	GAUTENG WEST	270769	PRIMARY	N/A	6	144	232	231	231	241	254	266
307	ISIGALO PRIMARY SCHOOL	GAUTENG WEST	270793	PRIMARY	N/A	3	85	137	136	136	142	150	157
308	IZAKHANYO PRIMARY SCHOOL	GAUTENG WEST	271072	PRIMARY	N/A	3	100	161	160	160	167	176	184
309	KAMOGELA/VENTERPOS PRIMARY	GAUTENG WEST	271163	PRIMARY	N/A	2	56	94	93	93	97	102	107
310	KAMOHELO PUBLIC SCHOOL	GAUTENG WEST	270601	PRIMARY	N/A	3	64	103	103	103	107	113	118
311	KHASELHLE PRIMARY SCHOOL	GAUTENG WEST	251512	PRIMARY	N/A	2	60	97	96	96	100	105	110
312	KHULULEKANI PRIMARY SCHOOL	GAUTENG WEST	251520	PRIMARY	N/A	4	121	195	194	194	203	214	224
313	KHUTSONG SOUTH PRIMARY	GAUTENG WEST	400570	PRIMARY	N/A	2	64	103	103	103	107	113	118
314	KID MAPONYA PRIMARY SCHOOL	GAUTENG WEST	252792	PRIMARY	N/A	6	147	237	236	236	246	259	271
315	KOKOSI PRIMARY	GAUTENG WEST	930749	PRIMARY	N/A	2	71	115	114	114	119	125	131
316	KRUGERSDORP TOWN PRIMARY SCHOOL	GAUTENG WEST	250589	PRIMARY	N/A	2	60	97	96	96	100	105	110
317	KWAGGAFONTEIN FARM SCHOOL	GAUTENG WEST	251546	PRIMARY	N/A	2	73	118	117	117	122	129	135
318	LAER CEDENSKOOL DANIE THERON	GAUTENG WEST	270058	PRIMARY	N/A	3	86	139	138	138	144	152	159
319	LAERSKOOI BEKKER	GAUTENG WEST	250605	PRIMARY	N/A	2	15	24	24	24	25	26	27
320	LAERSKOOI BLYVOORUITSG/FARM	GAUTENG WEST	270264	PRIMARY	N/A	2	59	95	95	95	99	104	109
321	LAERSKOOI DAGBREEK	GAUTENG WEST	270272	PRIMARY	N/A	3	72	116	115	115	121	128	134
322	LAERSKOOI DE BEER SMALL SCHOOL	GAUTENG WEST	270280	PRIMARY	N/A	1	18	29	29	29	30	32	34
323	LAERSKOOI EBENHAESER	GAUTENG WEST	250547	PRIMARY	N/A	2	66	106	106	106	111	117	122
324	LAERSKOOI FOCHVILLE	GAUTENG WEST	930375	PRIMARY	N/A	3	87	140	140	140	146	154	161
325	LAERSKOOI GERIT MARITZ	GAUTENG WEST	270298	PRIMARY	N/A	3	96	155	154	154	161	170	178
326	LAERSKOOI GLENHARVIE	GAUTENG WEST	270308	PRIMARY	N/A	3	67	108	107	107	112	118	124
327	LAERSKOOI HEKPOORT FARM	GAUTENG WEST	250696	PRIMARY	N/A	1	28	45	45	45	47	50	52
328	LAERSKOOI JONGSPAN	GAUTENG WEST	270314	PRIMARY	N/A	4	131	211	210	210	219	231	242
329	LAERSKOOI KENMARE	GAUTENG WEST	250746	PRIMARY	N/A	5	139	224	223	223	233	246	258
330	LAERSKOOI LOSBERG	GAUTENG WEST	930928	PRIMARY	N/A	3	63	102	101	101	106	112	117
331	LAERSKOOI MILLENIUM	GAUTENG WEST	252859	PRIMARY	N/A	2	96	87	154	154	161	170	178
332	LAERSKOOI MODDERFONTEIN	GAUTENG WEST	270330	PRIMARY	N/A	2	63	102	101	101	106	112	117
333	LAERSKOOI MULDERSDRIF	GAUTENG WEST	250787	PRIMARY	N/A	3	79	127	127	127	132	139	146
334	LAERSKOOI NOOTGEDACHT NR 88	GAUTENG WEST	250795	PRIMARY	N/A	3	87	140	140	140	146	154	161
335	LAERSKOOI OOS-DRIEFONTEIN	GAUTENG WEST	270348	PRIMARY	N/A	5	151	244	242	242	253	267	280
336	LAERSKOOI PAARDEKRAAL	GAUTENG WEST	250803	PRIMARY	N/A	2	75	121	120	120	126	133	139
337	LAERSKOOI PROTEARIF	GAUTENG WEST	250811	PRIMARY	N/A	2	43	69	69	69	72	76	80
338	LAERSKOOI RANDFONTEIN	GAUTENG WEST	270355	PRIMARY	N/A	5	169	273	271	271	283	298	312
339	LAERSKOOI VENTERSPOS	GAUTENG WEST	270389	PRIMARY	N/A	5	164	265	263	263	275	290	304
340	LAERSKOOI WESTGOLD PRIMARY SCHOOL	GAUTENG WEST	270256	PRIMARY	N/A	4	125	202	200	200	209	220	230
341	LENGAU PRIMARY SCHOOL	GAUTENG WEST	251561	PRIMARY	N/A	3	89	144	143	143	149	157	164
342	LESEGO PRIMARY SCHOOL	GAUTENG WEST	251751	PRIMARY	N/A	3	76	123	122	122	127	134	140
343	LETSATSING PRIMARY MINE SCHOOL	GAUTENG WEST	270850	PRIMARY	N/A	2	65	105	104	104	109	115	120
344	LEWISHAM PRIMARY SCHOOL	GAUTENG WEST	252817	PRIMARY	N/A	2	56	90	90	90	94	99	104
345	MABLOMONG INTERMEDIATE SCHOOL	GAUTENG WEST	270876	PRIMARY	N/A	1	31	50	50	50	52	55	58
346	MALERATO PRIMARY SCHOOL	GAUTENG WEST	270892	PRIMARY	N/A	3	138	223	221	221	231	243	254
347	MALONEY'S EYE PRIMARY FARM SCHOOL	GAUTENG WEST	251637	PRIMARY	N/A	1	23	37	37	37	39	41	43

No.	Name of School	District	EMIS Number	Primary/ Secondary	Category/Quantile	Number of Practitioners	No. of Learners	Main Appropriation	Adjusted Appropriation	Revised estimate	Medium term estimates			
											R'000			
											2019/20			
											2020/21	2021/22	2022/23	
348	MAPUTLE PRIMARY SCHOOL	GAUTENG WEST	270900	PRIMARY	N/A	6	145	236	234	234	245	258	270	
349	MASHUDU PRIMARY SCHOOL	GAUTENG WEST	400379	PRIMARY	N/A	4	102	165	164	164	171	180	188	
350	MATLA COMBINED SCHOOL	GAUTENG WEST	251676	PRIMARY	N/A	2	56	90	90	90	94	99	104	
351	MATLAPANEING PRIMARY SCHOOL	GAUTENG WEST	270918	PRIMARY	N/A	3	101	163	162	162	169	178	186	
352	MATLHASEDI PRIMARY SCHOOL	GAUTENG WEST	251686	PRIMARY	N/A	3	66	106	106	106	111	117	122	
353	MBULELO PRIMARY SCHOOL	GAUTENG WEST	270926	PRIMARY	N/A	2	55	89	88	88	92	97	102	
354	MOHLAKANO PRIMARY SCHOOL	GAUTENG WEST	270942	PRIMARY	N/A	3	94	152	151	151	157	165	173	
355	MOHLAKENG PRIMARY SCHOOL	GAUTENG WEST	270959	PRIMARY	N/A	3	56	90	90	90	94	99	104	
356	MONUMENT PRIMARY	GAUTENG WEST	250860	PRIMARY	N/A	2	51	82	82	82	85	90	94	
357	MPHE-THUTO PRIMARY SCHOOL	GAUTENG WEST	252445	PRIMARY	N/A	4	108	176	175	175	183	193	202	
358	NAYABOSWA PRIMARY SCHOOL	GAUTENG WEST	270963	PRIMARY	N/A	4	101	163	162	162	169	178	186	
359	PATRICK MASHEGO PRIMARY SCHOOL	GAUTENG WEST	252841	PRIMARY	N/A	5	171	276	274	274	286	301	315	
360	PHANDULWAZI PRIMARY SCHOOL	GAUTENG WEST	271007	PRIMARY	N/A	3	70	113	112	112	117	123	129	
361	PHATUDI PRIMARY SCHOOL	GAUTENG WEST	251769	PRIMARY	N/A	4	113	182	181	181	189	199	206	
362	PHORORONG PRIMARY SCHOOL	GAUTENG WEST	271015	PRIMARY	N/A	2	50	81	80	80	84	89	93	
363	RAND GOLD PRIMARY FARM SCHOOL	GAUTENG WEST	251785	PRIMARY	N/A	1	22	35	35	35	37	39	41	
364	RANDFONTEIN PRIMARY SCHOOL	GAUTENG WEST	270504	PRIMARY	N/A	3	103	166	165	165	173	182	191	
365	REAKGONA PRIMARY SCHOOL	GAUTENG WEST	931778	PRIMARY	N/A	3	70	113	112	112	117	123	129	
366	RETLILE PRIMARY SCHOOL	GAUTENG WEST	934044	PRIMARY	N/A	4	121	195	194	194	203	214	224	
367	RIETVALLEI PRIMARY	GAUTENG WEST	400523	PRIMARY	N/A	3	90	145	144	144	151	159	166	
368	ROCKLAND PRIMARY SCHOOL	GAUTENG WEST	270512	PRIMARY	N/A	3	117	189	188	188	196	207	217	
369	ROOIPOORT PRIMARY FARM SCHOOL	GAUTENG WEST	271031	PRIMARY	N/A	1	43	69	69	69	72	76	80	
370	SCHAUMBURG COMBINED SCHOOL	GAUTENG WEST	251835	PRIMARY	N/A	2	51	82	82	82	85	90	94	
371	SEATILE PRIMARY SCHOOL	GAUTENG WEST	271049	PRIMARY	N/A	3	103	166	165	165	173	182	191	
372	SEDIMOSANG PRIMARY	GAUTENG WEST	271056	PRIMARY	N/A	3	104	168	167	167	174	183	192	
373	SETHOLELA PRIMARY SCHOOL	GAUTENG WEST	271064	PRIMARY	N/A	2	40	65	64	64	67	71	74	
374	SETLOLAMATHE PRIMARY SCHOOL	GAUTENG WEST	251884	PRIMARY	N/A	3	58	94	93	93	97	102	107	
375	SILVERFIELDS PRIMARY SCHOOL	GAUTENG WEST	251025	PRIMARY	N/A	3	79	127	127	127	132	139	146	
376	SWARTKOP VALLEY PRIMARY FARM SCHOOL	GAUTENG WEST	251926	PRIMARY	N/A	1	34	55	55	55	57	60	63	
377	TARLTON PRIMARY FARM SCHOOL	GAUTENG WEST	251934	PRIMARY	N/A	1	31	50	50	50	52	55	58	
378	THEMBILE PRIMARY SCHOOL	GAUTENG WEST	251975	PRIMARY	N/A	3	82	132	132	132	137	144	151	
379	THUSONG PRIMARY	GAUTENG WEST	251983	PRIMARY	N/A	2	64	103	103	103	107	113	118	
380	THUTHUZEKANI PRIMARY SCHOOL	GAUTENG WEST	252784	PRIMARY	N/A	5	157	253	252	252	263	277	290	
381	THUTO BOKAMOSOFARM	GAUTENG WEST	270371	PRIMARY	N/A	3	27	44	43	43	45	47	49	
382	TOEKOMSRUS PRIMARY SCHOOL	GAUTENG WEST	270033	PRIMARY	N/A	5	149	240	239	239	250	264	276	
383	TSAKANI PRIMARY SCHOOL	GAUTENG WEST	252015	PRIMARY	N/A	4	118	190	189	189	198	209	219	
384	TSHOLETSEGA PRIMARY SCHOOL	GAUTENG WEST	252023	PRIMARY	N/A	3	92	148	148	148	154	162	170	
385	TSITSIBOGA PRIMARY SCHOOL	GAUTENG WEST	271130	PRIMARY	N/A	3	96	155	154	154	161	170	178	
386	TSWELELO PRIMARY SCHOOL	GAUTENG WEST	271155	PRIMARY	N/A	2	56	90	90	90	94	99	104	
387	UNITY PRIMARY SCHOOL	GAUTENG WEST	250854	PRIMARY	N/A	3	81	131	130	130	136	143	150	
388	WID OUPHANT PRIMARY SCHOOL	GAUTENG WEST	252098	PRIMARY	N/A	2	56	90	90	90	94	99	104	
389	WEDELA PRIMARY SCHOOL	GAUTENG WEST	932331	PRIMARY	N/A	3	74	119	119	119	124	131	137	
390	WEST RAND PRIMARY MINE SCHOOL	GAUTENG WEST	252114	PRIMARY	N/A	2	54	87	87	87	90	95	99	
391	WEST RAND SCHOOL	GAUTENG WEST	251165	PRIMARY	N/A	2	36	58	58	58	60	63	66	
392	WESTERN AREA PRIMARY MINE SCHOOL	GAUTENG WEST	271205	PRIMARY	N/A	2	67	108	107	107	112	118	124	
393	WESTFIELDS PRIMARY SCHOOL	GAUTENG WEST	270579	PRIMARY	N/A	3	95	153	152	152	159	168	176	
394	XHOBANI PRIMARY SCHOOL	GAUTENG WEST	932347	PRIMARY	N/A	5	141	227	226	226	236	249	261	
395	ZUURBEKOM PRIMARY SCHOOL	GAUTENG WEST	271239	PRIMARY	N/A	2	83	134	133	133	139	147	154	
396	ASTERI PRIMARY SCHOOL	JOHANNESBURG EAST	131300	PRIMARY	N/A	2	65	105	107	107	109	115	120	
397	BEREA PRIMARY SCHOOL	JOHANNESBURG EAST	130492	PRIMARY	N/A	2	73	123	96	96	122	129	135	
398	BONWELONG PRIMARY SCHOOL	JOHANNESBURG EAST	260653	PRIMARY	N/A	3	92	153	146	146	154	162	170	
399	BOVET PRIMARY SCHOOL	JOHANNESBURG EAST	152041	PRIMARY	N/A	5	146	245	234	234	245	258	270	
400	BRAMLEY PRIMARY SCHOOL	JOHANNESBURG EAST	150151	PRIMARY	N/A	2	56	103	90	90	94	99	104	
401	BUCCLEUCH PRIMARY SCHOOL	JOHANNESBURG EAST	150243	PRIMARY	N/A	2	40	45	56	56	67	71	74	
402	CARTER PRIMARY SCHOOL	JOHANNESBURG EAST	152058	PRIMARY	N/A	2	85	118	136	136	142	150	157	
403	CYRILDENE PRIMARY SCHOOL	JOHANNESBURG EAST	130237	PRIMARY	N/A	1	30	52	48	48	50	53	55	
404	DR KNAK PRIMARY SCHOOL	JOHANNESBURG EAST	152082	PRIMARY	N/A	4	130	208	213	213	218	230	241	
405	DR MATHOLE MOTSHEGA PRIMARY SCHOOL	JOHANNESBURG EAST	400080	PRIMARY	N/A	4	124	216	199	199	208	219	229	

No.	Name of School	District	EMIS Number	Primary/ Secondary	Category/Quantile	Number of Practitioners	No. of Learners	Main Appropriation	Adjusted Appropriation	Revised estimate	Medium term estimates		
								R'000			R'000		
2019/20			2020/21	2021/22	2022/23								
406	DRAKE KOKA PRIMARY SCHOOL	JOHANNESBURG EAST	400205	PRIMARY	N/A	3	107	169	172	172	179	189	198
407	EASTGATE PRIMARY	JOHANNESBURG EAST	130294	PRIMARY	N/A	2	55	63	88	88	92	97	102
408	EBOMINI PRIMARY SCHOOL	JOHANNESBURG EAST	260695	PRIMARY	N/A	3	79	148	122	122	132	139	146
409	EBONY PARK PRIMARY	JOHANNESBURG EAST	261701	PRIMARY	N/A	3	127	150	204	204	213	225	236
410	EKUKHANYISWENI PRIMARY	JOHANNESBURG EAST	152108	PRIMARY	N/A	2	62	110	103	103	104	110	115
411	EMFUNDISWENI PRIMARY SCHOOL	JOHANNESBURG EAST	152116	PRIMARY	N/A	2	68	106	106	106	111	117	122
412	FAIRSANDS PRIMARY SCHOOL	JOHANNESBURG EAST	130336	PRIMARY	N/A	2	40	56	66	66	67	71	74
413	FAIRVIEW PRIMARY SCHOOL	JOHANNESBURG EAST	130344	PRIMARY	N/A	2	69	108	107	107	116	122	128
414	FOREST TOWN SCHOOL (LSEN)	JOHANNESBURG EAST	130377	PRIMARY	N/A	3	37	50	59	59	62	65	68
415	GIDEON RAMBUWANI PRIMARY SCHOOL	JOHANNESBURG EAST	400206	PRIMARY	N/A	3	76	121	120	120	127	134	140
416	GLENHAZEL PRIMARY SCHOOL	JOHANNESBURG EAST	150516	PRIMARY	N/A	1	38	60	59	59	64	67	70
417	GORDON PRIMARY SCHOOL	JOHANNESBURG EAST	152132	PRIMARY	N/A	3	77	155	127	127	129	136	142
418	H A JACK PRIMARY SCHOOL	JOHANNESBURG EAST	150557	PRIMARY	N/A	1	31	65	50	50	52	55	58
419	HILLCREST PRIMARY SCHOOL	JOHANNESBURG EAST	130500	PRIMARY	N/A	1	23	45	45	45	39	41	43
420	HOUGHTON PRIMARY SCHOOL	JOHANNESBURG EAST	130542	PRIMARY	N/A	3	84	127	135	135	141	149	156
421	I H HARRIS PRIMARY SCHOOL	JOHANNESBURG EAST	130575	PRIMARY	N/A	2	66	108	106	106	111	117	122
422	IKAGE PRIMARY SCHOOL	JOHANNESBURG EAST	152140	PRIMARY	N/A	4	136	119	192	192	228	240	251
423	IPHUTHENG PRIMARY SCHOOL	JOHANNESBURG EAST	152165	PRIMARY	N/A	3	112	140	106	106	188	198	207
424	ITHUTE PRIMARY SCHOOL	JOHANNESBURG EAST	152173	PRIMARY	N/A	2	68	118	106	106	114	120	126
425	IVORY PARK PRIMARY SCHOOL	JOHANNESBURG EAST	260968	PRIMARY	N/A	3	95	168	167	167	159	168	176
426	JOHANNESBURG GIRLS' PREPARATORY SCHOOL	JOHANNESBURG EAST	130666	PRIMARY	N/A	5	114	192	183	183	191	201	210
427	JOHN MITCHELL PRIMARY SCHOOL	JOHANNESBURG EAST	130690	PRIMARY	N/A	2	63	90	99	99	106	112	117
428	KAALFONTEIN PRIMARY	JOHANNESBURG EAST	400078	PRIMARY	N/A	4	127	195	197	197	213	225	236
429	KANANA PRIMARY SCHOOL	JOHANNESBURG EAST	261719	PRIMARY	N/A	6	240	332	449	449	402	424	444
430	KENSINGTON RIDGE	JOHANNESBURG EAST	130724	PRIMARY	N/A	1	23	48	38	38	39	41	43
431	LAERSKOOLO KENSINGTON	JOHANNESBURG EAST	130815	PRIMARY	N/A	1	36	55	58	58	60	63	66
432	LEICESTER ROAD PRIMARY SCHOOL	JOHANNESBURG EAST	130823	PRIMARY	N/A	3	75	102	125	125	126	133	139
433	LYNDHURST PRIMARY SCHOOL	JOHANNESBURG EAST	150920	PRIMARY	N/A	1	62	97	101	101	104	110	115
434	MALVERN PRIMARY SCHOOL	JOHANNESBURG EAST	130872	PRIMARY	N/A	1	29	48	40	40	49	52	54
435	MARLBORO GARDENS SECONDARY SCHOOL	JOHANNESBURG EAST	150029	PRIMARY	N/A	2	56	82	90	90	94	99	104
436	MAYIBUYE PRIMARY SCHOOL	JOHANNESBURG EAST	400076	PRIMARY	N/A	3	126	205	212	212	211	222	232
437	MC WEILER PRIMARY SCHOOL	JOHANNESBURG EAST	152256	PRIMARY	N/A	3	120	161	180	180	201	212	222
438	MIKATEKA PRIMARY SCHOOL	JOHANNESBURG EAST	261081	PRIMARY	N/A	2	63	60	103	103	106	112	117
439	NOKUTHULA PRIMARY SCHOOL	JOHANNESBURG EAST	152835	PRIMARY	N/A	1	40	53	64	64	67	71	74
440	NORWOOD PRIMARY SCHOOL	JOHANNESBURG EAST	131052	PRIMARY	N/A	2	44	73	69	69	74	78	82
441	OBSERVATORY EAST PRIMARY	JOHANNESBURG EAST	131078	PRIMARY	N/A	2	56	95	87	87	94	99	104
442	OBSERVATORY GIRLS' PRIMARY SCHOOL	JOHANNESBURG EAST	131086	PRIMARY	N/A	2	57	90	82	82	95	100	105
443	ORANGE GROVE PRIMARY SCHOOL	JOHANNESBURG EAST	131102	PRIMARY	N/A	4	98	163	132	132	164	173	181
444	ORCHARDS PRIMARY SCHOOL	JOHANNESBURG EAST	130799	PRIMARY	N/A	2	62	100	96	96	104	110	115
445	P S TSOSANE PRIMARY SCHOOL	JOHANNESBURG EAST	260869	PRIMARY	N/A	2	104	177	167	167	174	183	192
446	PARKHURST PRIMARY SCHOOL	JOHANNESBURG EAST	151126	PRIMARY	N/A	1	32	44	53	53	54	57	60
447	PARKTOWN PUBLIC SCHOOL	JOHANNESBURG EAST	133512	PRIMARY	N/A	1	33	52	51	51	55	58	61
448	REBONWE PRIMARY SCHOOL	JOHANNESBURG EAST	261107	PRIMARY	N/A	3	121	168	200	200	203	214	224
449	REMBRANDT PARK PRIMARY SCHOOL	JOHANNESBURG EAST	151340	PRIMARY	N/A	2	61	106	99	99	102	108	113
450	RIVERSANDS PRIMARY FARM SCHOOL	JOHANNESBURG EAST	152322	PRIMARY	N/A	1	31	71	51	51	52	55	58
451	ROSEBANK PRIMARY SCHOOL	JOHANNESBURG EAST	151456	PRIMARY	N/A	2	42	81	67	67	70	74	77
452	ROSENEATH PRIMARY SCHOOL	JOHANNESBURG EAST	131409	PRIMARY	N/A	2	63	106	106	106	106	112	117
453	SANDTONVIEW COMBINED SCHOOL	JOHANNESBURG EAST	150318	PRIMARY	N/A	2	35	85	64	64	59	62	65
454	SAXONWOLD PRIMARY SCHOOL	JOHANNESBURG EAST	131466	PRIMARY	N/A	2	46	71	71	71	77	81	85
455	SEDI-LAKA PRIMARY SCHOOL	JOHANNESBURG EAST	400399	PRIMARY	N/A	2	79	119	127	127	132	139	146
456	SEFKENG PRIMARY	JOHANNESBURG EAST	152330	PRIMARY	N/A	2	38	58	58	58	64	67	70
457	SIR EDMUND HILLARY PRIMARY SCHOOL	JOHANNESBURG EAST	131508	PRIMARY	N/A	3	119	182	189	189	199	210	220
458	SKEEN PRIMARY SCHOOL	JOHANNESBURG EAST	152355	PRIMARY	N/A	3	117	189	192	192	196	207	217
459	ST. VINCENT SCHOOL FOR THE DEAF	JOHANNESBURG EAST	151654	PRIMARY	N/A	2	20	24	30	30	33	35	37
460	SUMMERWOOD PRIMARY SCHOOL	JOHANNESBURG EAST	131599	PRIMARY	N/A	2	46	87	87	87	77	81	85
461	YEOVILLE BOYS' PRIMARY SCHOOL	JOHANNESBURG EAST	131730	PRIMARY	N/A	3	87	124	140	140	146	154	161
462	YEOVILLE COMMUNITY SCHOOL	JOHANNESBURG EAST	131748	PRIMARY	N/A	2	55	87	91	91	92	97	102
463	ZENZELENI PRIMARY SCHOOL	JOHANNESBURG EAST	152421	PRIMARY	N/A	2	70	131	107	107	117	123	129

No.	Name of School	District	EMIS Number	Primary/ Secondary	Category/Quantile	Number of Practitioners	No. of Learners	Main Appropriation	Adjusted Appropriation	Revised estimate	Medium term estimates		
											R'000		
											2020/21	2021/22	2022/23
464	AB XUMA PRIMARY SCHOOL	JOHANNESBURG NORTH	131805	PRIMARY	N/A	2	58	94	93	93	97	102	107
465	BAFEDI PRIMARY SCHOOL	JOHANNESBURG NORTH	140392	PRIMARY	N/A	2	51	94	82	82	85	90	94
466	BATSOGILE PRIMARY SCHOOL	JOHANNESBURG NORTH	121228	PRIMARY	N/A	2	52	79	83	83	87	92	96
467	BERNARD ISAACS PRIMARY SCHOOL	JOHANNESBURG NORTH	140012	PRIMARY	N/A	2	54	90	87	87	90	95	99
468	BLAIRGOWRIE PRIMARY SCHOOL	JOHANNESBURG NORTH	150110	PRIMARY	N/A	3	81	131	130	130	136	143	150
469	BOEPAKITSO PRIMARY SCHOOL	JOHANNESBURG NORTH	140400	PRIMARY	N/A	3	80	127	128	128	134	141	148
470	BOPANANG PRIMARY SCHOOL	JOHANNESBURG NORTH	140418	PRIMARY	N/A	1	35	63	56	56	59	62	65
471	BORDEAUX PRIMARY	JOHANNESBURG NORTH	150136	PRIMARY	N/A	1	30	34	48	48	50	53	55
472	BOSMONT PRIMARY SCHOOL	JOHANNESBURG NORTH	140020	PRIMARY	N/A	3	92	116	148	148	154	162	170
473	BREE PRIMARY	JOHANNESBURG NORTH	133140	PRIMARY	N/A	2	71	105	114	114	119	125	131
474	COSMO CITY 4 WEST PRIMARY SCHOOL	JOHANNESBURG NORTH	400212	PRIMARY	N/A	3	131	182	210	210	219	231	242
475	COSMO CITY JUNIOR PRIMARY SCHOOL	JOHANNESBURG NORTH	400179	PRIMARY	N/A	5	151	213	242	242	253	267	280
476	COSMO CITY INTERMEDIATE SCHOOL	JOHANNESBURG NORTH	400178	PRIMARY	N/A	2	60	121	96	96	100	105	110
477	CROWN MINE PRIMARY SCHOOL	JOHANNESBURG NORTH	133470	PRIMARY	N/A	1	33	53	53	53	55	58	61
478	DELTAPARK	JOHANNESBURG NORTH	150391	PRIMARY	N/A	2	17	106	27	27	28	30	31
479	DIEPSLOOT COMBINED SCHOOL	JOHANNESBURG NORTH	400010	PRIMARY	N/A	2	79	155	127	127	132	139	146
480	DIEPSLOOT PRIMARY 4	JOHANNESBURG NORTH	400423	PRIMARY	N/A	1	35	60	56	56	59	62	65
481	DITAU PRIMARY SCHOOL	JOHANNESBURG NORTH	132088	PRIMARY	N/A	2	52	121	83	83	87	92	96
482	DITAWANA PRIMARY SCHOOL	JOHANNESBURG NORTH	132076	PRIMARY	N/A	1	21	55	34	34	35	37	39
483	DOWLINGLAAN PRIMARY SCHOOL	JOHANNESBURG NORTH	141218	PRIMARY	N/A	2	70	115	112	112	117	123	129
484	DUMEZWENI PRIMARY SCHOOL	JOHANNESBURG NORTH	140442	PRIMARY	N/A	3	74	97	119	119	124	131	137
485	EKUTHULENI PRIMARY SCHOOL	JOHANNESBURG NORTH	140467	PRIMARY	N/A	1	38	66	61	61	64	67	70
486	EMMARENTIA PRIMARY SCHOOL	JOHANNESBURG NORTH	130310	PRIMARY	N/A	2	50	65	80	80	84	89	93
487	EP BAUMAN PRIMARY SCHOOL	JOHANNESBURG NORTH	130286	PRIMARY	N/A	2	54	95	87	87	90	95	99
488	EVEREST PRIMARY	JOHANNESBURG NORTH	141234	PRIMARY	N/A	3	79	134	127	127	132	139	146
489	FARESANI PRIMARY SCHOOL	JOHANNESBURG NORTH	121335	PRIMARY	N/A	2	54	74	48	48	90	95	99
490	FORDSBURG PRIMARY SCHOOL	JOHANNESBURG NORTH	133371	PRIMARY	N/A	2	63	95	101	101	106	112	117
491	FRANKLIN D ROOSEVELT PRIMARY SCHOOL	JOHANNESBURG NORTH	150482	PRIMARY	N/A	2	55	85	88	88	92	97	102
492	GYANI PRIMARY SCHOOL	JOHANNESBURG NORTH	140533	PRIMARY	N/A	2	52	87	83	83	87	92	96
493	GR HARRIS PRIMARY SCHOOL	JOHANNESBURG NORTH	140051	PRIMARY	N/A	3	80	94	112	112	134	141	148
494	GREENSIDE PRIMARY SCHOOL	JOHANNESBURG NORTH	130443	PRIMARY	N/A	2	54	37	47	47	90	95	99
495	HESPERUS PRIMARY SCHOOL	JOHANNESBURG NORTH	131276	PRIMARY	N/A	2	39	52	63	63	65	69	72
496	I R GRIFFITH PRIMARY SCHOOL	JOHANNESBURG NORTH	150664	PRIMARY	N/A	2	54	69	87	87	90	95	99
497	IKANENG PRIMARY SCHOOL	JOHANNESBURG NORTH	140558	PRIMARY	N/A	4	93	139	149	149	156	164	172
498	IKWENKWEZI PRIMARY	JOHANNESBURG NORTH	140590	PRIMARY	N/A	2	51	74	82	82	85	90	94
499	IPOLOKENG PRIMARY SCHOOL	JOHANNESBURG NORTH	140608	PRIMARY	N/A	2	54	100	87	87	90	95	99
500	JS MPANZA PRIMARY SCHOOL	JOHANNESBURG NORTH	140616	PRIMARY	N/A	3	61	126	130	130	136	143	150
501	KHANDUBUHLE PRIMARY SCHOOL	JOHANNESBURG NORTH	121459	PRIMARY	N/A	1	31	45	50	50	52	55	58
502	KHOMANANI PRIMARY SCHOOL	JOHANNESBURG NORTH	140640	PRIMARY	N/A	6	110	244	176	176	184	194	203
503	LAERSKOOLO BOSKOP	JOHANNESBURG NORTH	150797	PRIMARY	N/A	7	161	289	290	290	303	319	334
504	LAERSKOOLO CLAREMONT	JOHANNESBURG NORTH	140228	PRIMARY	N/A	2	68	103	109	109	114	120	126
505	LAERSKOOLO ESPERANZA	JOHANNESBURG NORTH	140236	PRIMARY	N/A	3	74	137	119	119	124	131	137
506	LAERSKOOLO FAIRLAND	JOHANNESBURG NORTH	140244	PRIMARY	N/A	6	144	140	231	231	241	254	266
507	LAERSKOOLO FONTAINEBLEAU	JOHANNESBURG NORTH	150813	PRIMARY	N/A	3	78	123	125	125	131	138	144
508	LAERSKOOLO GENERAAL CHRISTIAAN DE WET	JOHANNESBURG NORTH	140251	PRIMARY	N/A	2	53	55	85	85	89	94	98
509	LAERSKOOLO JIM FOUICHE	JOHANNESBURG NORTH	140269	PRIMARY	N/A	3	88	142	141	141	147	155	162
510	LAERSKOOLO LOUW GELDENHUIS	JOHANNESBURG NORTH	150839	PRIMARY	N/A	3	90	97	144	144	151	159	166
511	LAERSKOOLO PIET VAN VUUREN	JOHANNESBURG NORTH	140277	PRIMARY	N/A	3	83	142	133	133	139	147	154
512	LAERSKOOLO UNIKA	JOHANNESBURG NORTH	150847	PRIMARY	N/A	4	101	161	162	162	169	178	186
513	LEHLO PRIMARY SCHOOL	JOHANNESBURG NORTH	121475	PRIMARY	N/A	1	38	63	61	61	64	67	70
514	LERATONG PRIMARY SCHOOL	JOHANNESBURG NORTH	132399	PRIMARY	N/A	2	33	94	53	53	55	58	61
515	LERESCHE PRIMARY	JOHANNESBURG NORTH	132407	PRIMARY	N/A	3	97	161	156	156	162	171	179
516	LION PARK PRIMARY	JOHANNESBURG NORTH	400421	PRIMARY	N/A	2	50	81	80	80	84	89	93
517	LUKHOLWENI PRIMARY SCHOOL	JOHANNESBURG NORTH	132456	PRIMARY	N/A	2	70	132	112	112	117	123	129
518	MANGWELE PRIMARY SCHOOL	JOHANNESBURG NORTH	140764	PRIMARY	N/A	2	53	84	85	85	89	94	98
519	MOELWA HLONGWANE PRIMARY SCHOOL	JOHANNESBURG NORTH	121541	PRIMARY	N/A	3	85	160	136	136	142	150	157
520	MELPARK PRIMARY SCHOOL	JOHANNESBURG NORTH	130989	PRIMARY	N/A	3	70	113	112	112	117	123	129
521	MOTJOLI PRIMARY	JOHANNESBURG NORTH	121590	PRIMARY	N/A	2	53	89	85	85	89	94	98

No.	Name of School	District	EMIS Number	Primary/ Secondary	Category/Quantile	Number of Practitioners	No. of Learners	Main Appropriation	Adjusted Appropriation	Revised estimate	Medium term estimates		
								R'000			R'000		
								2019/20			2020/21	2021/22	2022/23
522	MUSENDA-VHADZIMU PRIMARY	JOHANNESBURG NORTH	152827	PRIMARY	N/A	3	84	137	135	135	141	149	156
523	NANDI PRIMARY SCHOOL	JOHANNESBURG NORTH	140855	PRIMARY	N/A	1	28	42	45	45	47	50	52
524	NEWCLARE PRIMARY SCHOOL	JOHANNESBURG NORTH	141200	PRIMARY	N/A	2	54	98	87	87	90	95	99
525	NIKHOLI PRIMARY SCHOOL	JOHANNESBURG NORTH	121632	PRIMARY	N/A	1	27	56	43	43	45	47	49
526	NOORDGESIG PRIMERE SKOOL	JOHANNESBURG NORTH	140079	PRIMARY	N/A	3	90	155	144	144	151	159	166
527	PARADISE BEND PRIMARY SCHOOL	JOHANNESBURG NORTH	232074	PRIMARY	N/A	2	58	98	93	93	97	102	107
528	PAUL MOSAKA PRIMARY SCHOOL	JOHANNESBURG NORTH	121673	PRIMARY	N/A	3	70	137	112	112	117	123	129
529	PIMVILLE PRIMARY SCHOOL	JOHANNESBURG NORTH	121707	PRIMARY	N/A	2	53	92	85	85	89	94	98
530	QIBOSHEANE PRIMARY SCHOOL	JOHANNESBURG NORTH	140889	PRIMARY	N/A	2	51	65	82	82	85	90	94
531	RESHOMILE PRIMARY SCHOOL	JOHANNESBURG NORTH	400237	PRIMARY	N/A	1	34	56	55	55	57	60	63
532	RISIDALE PRIMARY SCHOOL	JOHANNESBURG NORTH	151385	PRIMARY	N/A	2	54	81	87	87	90	95	99
533	RIVERLEA PRIMARY SCHOOL	JOHANNESBURG NORTH	140103	PRIMARY	N/A	2	54	94	87	87	90	95	99
534	ROBIN HILL PRIMARY SCHOOL	JOHANNESBURG NORTH	151415	PRIMARY	N/A	1	31	48	50	50	52	55	58
535	SELOPE-THEMA PRIMARY SCHOOL	JOHANNESBURG NORTH	132910	PRIMARY	N/A	2	39	98	63	63	65	69	72
536	SHARONLEA PRIMARY SCHOOL	JOHANNESBURG NORTH	151548	PRIMARY	N/A	5	102	160	164	164	171	180	188
537	T C ESTERHUYSEN PRIMARY SCHOOL	JOHANNESBURG NORTH	141192	PRIMARY	N/A	2	61	97	98	98	102	108	113
538	THABISILE PRIMARY SCHOOL	JOHANNESBURG NORTH	140962	PRIMARY	N/A	2	29	77	47	47	49	52	54
539	THEMBALIHLE PRIMARY SCHOOL	JOHANNESBURG NORTH	133132	PRIMARY	N/A	3	90	166	144	144	151	159	166
540	THEMBU PRIMARY SCHOOL	JOHANNESBURG NORTH	121806	PRIMARY	N/A	1	22	39	35	35	37	39	41
541	TIRISANO MMOGO PRIMARY	JOHANNESBURG NORTH	400211	PRIMARY	N/A	2	103	174	165	165	173	182	191
542	TSHBEDISANO PRIMARY SCHOOL	JOHANNESBURG NORTH	121848	PRIMARY	N/A	2	63	97	101	101	106	112	117
543	WELIZIBUKO PRIMARY SCHOOL	JOHANNESBURG NORTH	121863	PRIMARY	N/A	2	58	84	93	93	97	102	107
544	WESTBURY PRIMARY	JOHANNESBURG NORTH	141242	PRIMARY	N/A	2	50	95	80	80	84	89	93
545	WILHELMINA HOSKINS PRIMARY SCHOOL	JOHANNESBURG NORTH	141226	PRIMARY	N/A	3	84	150	135	135	141	149	156
546	WINNIE-NGWEKAZI PRIMARY SCHOOL	JOHANNESBURG NORTH	121871	PRIMARY	N/A	2	55	150	88	88	92	97	102
547	WISANI PRIMARY SCHOOL	JOHANNESBURG NORTH	121889	PRIMARY	N/A	2	57	81	91	91	95	100	105
548	WITKOPPEN COMBINED FARM SCHOOL	JOHANNESBURG NORTH	152413	PRIMARY	N/A	2	51	44	82	82	85	90	94
549	ZAKHENI PRIMARY SCHOOL	JOHANNESBURG NORTH	133306	PRIMARY	N/A	2	57	148	91	91	95	100	105
550	ZITHATHELE PRIMARY SCHOOL	JOHANNESBURG NORTH	133322	PRIMARY	N/A	4	82	189	132	132	137	144	151
551	AHAMANG INTERMEDIATE SCHOOL	JOHANNESBURG SOUTH	320267	PRIMARY	N/A	3	61	131	98	98	102	108	113
552	APEX PRIMARY SCHOOL	JOHANNESBURG SOUTH	110064	PRIMARY	N/A	3	91	106	146	146	152	160	168
553	BUYANI PRIMARY SCHOOL	JOHANNESBURG SOUTH	111740	PRIMARY	N/A	3	97	106	156	156	162	171	179
554	CRESTVIEW PRIMARY	JOHANNESBURG SOUTH	121079	PRIMARY	N/A	2	57	89	91	91	95	100	105
555	CROWN REEF PRIMARY SCHOOL	JOHANNESBURG SOUTH	133355	PRIMARY	N/A	2	67	106	107	107	112	118	124
556	ELETHUTHEMBA	JOHANNESBURG SOUTH	111823	PRIMARY	N/A	2	53	106	85	85	89	94	98
557	FINETOWN PRIMARY SCHOOL	JOHANNESBURG SOUTH	110981	PRIMARY	N/A	3	105	140	160	160	176	186	195
558	GOVAN MBEKI PRIMARY SCHOOL	JOHANNESBURG SOUTH	332099	PRIMARY	N/A	3	117	160	188	188	196	207	217
559	IGUGULELTHU PRIMARY SCHOOL	JOHANNESBURG SOUTH	400106	PRIMARY	N/A	3	142	160	228	228	238	251	263
560	INKULULEKO YE SIZWE PRIMARY SCHOOL	JOHANNESBURG SOUTH	400084	PRIMARY	N/A	3	118	94	151	151	198	209	219
561	INTLONIPHO PRIMARY SCHOOL	JOHANNESBURG SOUTH	331603	PRIMARY	N/A	3	122	160	196	196	204	215	225
562	ITEMOHENG PRIMARY SCHOOL	JOHANNESBURG SOUTH	330878	PRIMARY	N/A	3	133	160	213	213	223	235	246
563	KIASHA PARK PRIMARY	JOHANNESBURG SOUTH	110171	PRIMARY	N/A	2	133	87	168	168	223	235	246
564	LA ROCHELLE PRIMARY SCHOOL	JOHANNESBURG SOUTH	400701	PRIMARY	N/A	1	34	53	55	55	57	60	63
565	LAERSKOOL DANIE THERON PRIMARY	JOHANNESBURG SOUTH	110460	PRIMARY	N/A	2	41	97	66	66	69	73	76
566	LAERSKOOL SUIDHEUWELS	JOHANNESBURG SOUTH	120733	PRIMARY	N/A	3	73	92	117	117	122	129	135
567	LAERSKOOL W H COETZER	JOHANNESBURG SOUTH	120782	PRIMARY	N/A	1	36	53	58	58	60	63	66
568	LANCASTER PRIMARY SCHOOL	JOHANNESBURG SOUTH	110189	PRIMARY	N/A	2	65	106	125	125	109	115	120
569	LANGALBALELE DUBE PRIMARY SCHOOL	JOHANNESBURG SOUTH	400085	PRIMARY	N/A	3	105	106	168	168	176	186	195
570	LAUS DEO PRIMARY SCHOOL	JOHANNESBURG SOUTH	331629	PRIMARY	N/A	3	108	160	173	173	181	191	200
571	LEHAE PRIMARY SCHOOL	JOHANNESBURG SOUTH	400209	PRIMARY	N/A	3	82	148	132	132	137	144	151
572	LESEDI LA KRESTE ANGLICAN PRIMARY SCHOOL	JOHANNESBURG SOUTH	330712	PRIMARY	N/A	3	116	202	196	196	194	204	214
573	MADIBA PRIMARY SCHOOL	JOHANNESBURG SOUTH	110205	PRIMARY	N/A	1	31	53	47	47	52	55	58
574	MADUME PRIMARY SCHOOL	JOHANNESBURG SOUTH	330965	PRIMARY	N/A	2	81	100	130	130	136	143	150
575	MFUNDO-MTOTI PRIMARY SCHOOL	JOHANNESBURG SOUTH	320976	PRIMARY	N/A	3	89	134	111	111	116	122	128
576	MID-ENNERDALE PRIMARY SCHOOL	JOHANNESBURG SOUTH	111534	PRIMARY	N/A	5	150	242	241	241	251	265	277
577	MONTANUS LAERSKOOL	JOHANNESBURG SOUTH	120741	PRIMARY	N/A	2	56	53	90	90	94	99	104
578	MOTHEO-FOUNDATION PRIMARY SCHOOL	JOHANNESBURG SOUTH	400030	PRIMARY	N/A	2	73	103	107	107	122	129	135
579	MOYISELA PRIMARY SCHOOL	JOHANNESBURG SOUTH	331082	PRIMARY	N/A	3	86	140	138	138	144	152	159

No.	Name of School	District	EMIS Number	Primary/ Secondary	Category/Quantile	Number of Practitioners	No. of Learners	Main Appropriation	Adjusted Appropriation	Revised estimate	Medium term estimates		
											R'000		
											2019/20	2020/21	2021/22
580	MULBARTON PRIMARY SCHOOL	JOHANNESBURG SOUTH	110486	PRIMARY	N/A	3	77	106	124	124	129	136	142
581	NOMINI PRIMARY SCHOOL	JOHANNESBURG SOUTH	331106	PRIMARY	N/A	3	108	131	173	173	181	191	200
582	ODINPARK PRIMARY SCHOOL	JOHANNESBURG SOUTH	111542	PRIMARY	N/A	3	91	142	146	146	152	160	168
583	OLIFANTSVLEI PRIMARY FARM SCHOOL	JOHANNESBURG SOUTH	111492	PRIMARY	N/A	3	73	103	117	117	122	129	135
584	ORANGE FARM PRIMARY SCHOOL	JOHANNESBURG SOUTH	331637	PRIMARY	N/A	4	130	187	209	209	218	230	241
585	PARKSIDE PRIMARY SCHOOL	JOHANNESBURG SOUTH	110288	PRIMARY	N/A	1	30	53	48	48	50	53	55
586	POHOPEDI PRIMARY SCHOOL	JOHANNESBURG SOUTH	321299	PRIMARY	N/A	2	51	98	82	82	85	90	94
587	POSEIDON ROAD PRIMARY SCHOOL	JOHANNESBURG SOUTH	110049	PRIMARY	N/A	2	86	106	138	138	144	152	159
588	QOOQIZWE PRIMARY SCHOOL	JOHANNESBURG SOUTH	331199	PRIMARY	N/A	3	79	106	127	127	132	139	146
589	RADIPADI PRIMARY SCHOOL	JOHANNESBURG SOUTH	331207	PRIMARY	N/A	2	78	106	125	125	131	138	144
590	REAMOHETSOE PRIMARY SCHOOL	JOHANNESBURG SOUTH	331231	PRIMARY	N/A	3	97	106	156	156	162	171	179
591	REFALLETSE PRIMARY SCHOOL	JOHANNESBURG SOUTH	331249	PRIMARY	N/A	3	120	160	192	192	201	212	222
592	REGENTSPARK PRIMARY	JOHANNESBURG SOUTH	121004	PRIMARY	N/A	1	58	53	93	93	97	102	107
593	REKHUTLILE PRIMARY SCHOOL	JOHANNESBURG SOUTH	331264	PRIMARY	N/A	1	33	53	53	53	55	58	61
594	SAINT GEORGE PRIMARY SCHOOL	JOHANNESBURG SOUTH	111567	PRIMARY	N/A	3	100	106	173	173	167	176	184
595	SEIPONE PRIMARY SCHOOL	JOHANNESBURG SOUTH	331306	PRIMARY	N/A	2	61	106	98	98	102	108	113
596	SHARICREST PRIMARY SCHOOL	JOHANNESBURG SOUTH	110312	PRIMARY	N/A	1	31	52	50	50	52	55	58
597	SIERRA NEVADA P/S	JOHANNESBURG SOUTH	110163	PRIMARY	N/A	3	92	106	56	56	154	162	170
598	SPECTRUM PRIMARY SCHOOL	JOHANNESBURG SOUTH	111559	PRIMARY	N/A	2	60	87	109	109	100	105	110
599	STEVE BIKO PRIMARY SCHOOL	JOHANNESBURG SOUTH	400077	PRIMARY	N/A	2	64	100	103	103	107	113	118
600	STRETFORD EXT B PRIMARY SCHOOL	JOHANNESBURG SOUTH	331918	PRIMARY	N/A	3	98	132	157	157	164	173	181
601	THE MOSSIE PRIMARY SCHOOL	JOHANNESBURG SOUTH	400383	PRIMARY	N/A	1	53	53	85	85	89	94	98
602	THUTHUKANI-TSWELOPELE PRIMARY SCHOOL	JOHANNESBURG SOUTH	110908	PRIMARY	N/A	2	73	94	124	124	122	129	135
603	TISETSO-BEKEZELA PRIMARY SCHOOL	JOHANNESBURG SOUTH	331900	PRIMARY	N/A	8	167	319	268	268	280	295	309
604	TOWNVIEW PRIMARY SCHOOL	JOHANNESBURG SOUTH	121176	PRIMARY	N/A	1	30	48	48	48	50	53	55
605	TSHEPANA PRIMARY SCHOOL	JOHANNESBURG SOUTH	331447	PRIMARY	N/A	5	179	250	289	289	300	316	331
606	VULINDELA PRIMARY SCHOOL	JOHANNESBURG SOUTH	331512	PRIMARY	N/A	3	111	106	178	178	186	196	205
607	ZODIAC PRIMARY SCHOOL	JOHANNESBURG SOUTH	110346	PRIMARY	N/A	2	60	90	96	96	100	105	110
608	ZONKIZIWE PRIMARY SCHOOL ORANGE FARM	JOHANNESBURG SOUTH	331561	PRIMARY	N/A	3	104	160	167	167	174	183	192
609	ALBERTINA SISULU	JOHANNESBURG WEST	400095	PRIMARY	N/A	2	14	53	24	24	23	24	25
610	ARTHUR MATTHEWS	JOHANNESBURG WEST	250035	PRIMARY	N/A	1	49	106	79	79	82	86	90
611	BONAMELO PS	JOHANNESBURG WEST	251256	PRIMARY	N/A	1	34	56	56	56	57	60	63
612	BRAAMFISCHERVILLE	JOHANNESBURG WEST	400082	PRIMARY	N/A	2	76	140	128	128	127	134	140
613	DR MARY MALAHLELA	JOHANNESBURG WEST	251348	PRIMARY	N/A	1	20	32	40	40	33	35	37
614	DSJ PRIMARY	JOHANNESBURG WEST	251355	PRIMARY	N/A	3	78	131	119	119	131	138	144
615	DURBAN DEEP PS	JOHANNESBURG WEST	251363	PRIMARY	N/A	2	65	32	98	98	109	115	120
616	DZATA PRIMARY	JOHANNESBURG WEST	140459	PRIMARY	N/A	1	35	65	63	63	59	62	65
617	EMELANG	JOHANNESBURG WEST	140483	PRIMARY	N/A	2	94	160	106	106	157	165	173
618	EMPUMALANGA PRIMARY SCHOOL	JOHANNESBURG WEST	140491	PRIMARY	N/A	3	83	127	115	115	139	147	154
619	ENKOLWENI P.S	JOHANNESBURG WEST	251371	PRIMARY	N/A	1	30	65	40	40	50	53	55
620	FLORIDA PRIMARY	JOHANNESBURG WEST	250159	PRIMARY	N/A	3	90	140	140	140	151	158	166
621	HARRY GWALA	JOHANNESBURG WEST	400121	PRIMARY	N/A	3	153	216	245	245	256	270	283
622	HECTOR PETERSON	JOHANNESBURG WEST	252056	PRIMARY	N/A	1	35	53	51	51	59	62	65
623	HLABANGANE PS	JOHANNESBURG WEST	140541	PRIMARY	N/A	1	33	52	51	51	55	58	61
624	THEMBALILE P/S	JOHANNESBURG WEST	251462	PRIMARY	N/A	2	43	124	95	95	72	76	80
625	J.B. MARKS P	JOHANNESBURG WEST	400214	PRIMARY	N/A	1	43	77	77	77	72	76	80
626	JULIUS SEBOLA P	JOHANNESBURG WEST	400112	PRIMARY	N/A	2	104	166	164	164	174	183	192
627	KHULWANOLWAZI PRIMARY	JOHANNESBURG WEST	400528	PRIMARY	N/A	2	85	127	104	104	142	150	157
628	KLIPVALLEY P	JOHANNESBURG WEST	252809	PRIMARY	N/A	2	66	113	112	112	111	117	122
629	KWA-PHALO P.S	JOHANNESBURG WEST	140673	PRIMARY	N/A	1	25	48	32	32	42	44	46
630	LAERSKOOL CULEMBEECK	JOHANNESBURG WEST	250613	PRIMARY	N/A	3	105	163	159	159	176	186	195
631	LAERSKOOL DIE RUITER	JOHANNESBURG WEST	250621	PRIMARY	N/A	2	63	100	99	99	106	112	117
632	LAERSKOOL DR HAVINGA	JOHANNESBURG WEST	250639	PRIMARY	N/A	3	103	166	181	181	173	182	191
633	LAERSKOOL FLORIDA	JOHANNESBURG WEST	250662	PRIMARY	N/A	2	80	108	125	125	100	105	110
634	LAERSKOOL GEN DE LA REY	JOHANNESBURG WEST	250670	PRIMARY	N/A	3	89	148	157	157	149	157	164
635	LAERSKOOL GUSTAV PRELLER	JOHANNESBURG WEST	250688	PRIMARY	N/A	1	51	87	93	93	85	90	94
636	LAERSKOOL HELDERKRUIJN	JOHANNESBURG WEST	250704	PRIMARY	N/A	4	136	305	226	226	228	240	251
637	LAERSKOOL HORIZON	JOHANNESBURG WEST	250720	PRIMARY	N/A	3	96	127	151	151	161	170	178

No.	Name of School	District	EMIS Number	Primary/ Secondary	Category/Quantile	Number of Practitioners	No. of Learners	Main Appropriation	Adjusted Appropriation	Revised estimate	Medium term estimates		
								R'000			R'000		
								2019/20			2020/21	2021/22	2022/23
638	LAERSKOOI JOZUA NAUDE	JOHANNESBURG WEST	250738	PRIMARY	N/A	3	96	119	138	138	161	170	178
639	LAERSKOOI ROODEBEEK	JOHANNESBURG WEST	250829	PRIMARY	N/A	3	86	97	144	144	144	152	159
640	LAERSKOOI ROODEKRANS	JOHANNESBURG WEST	250837	PRIMARY	N/A	3	144	247	242	242	241	254	266
641	LEJOELEPUTSOA	JOHANNESBURG WEST	140707	PRIMARY	N/A	1	30	50	64	64	50	53	55
642	LIVHUVANI	JOHANNESBURG WEST	140731	PRIMARY	N/A	2	54	105	83	83	90	95	99
643	LODIRILE P.S.	JOHANNESBURG WEST	251595	PRIMARY	N/A	2	62	94	101	101	104	110	115
644	LUFHERENG PRIMARY	JOHANNESBURG WEST	400587	PRIMARY	N/A	3	108	169	189	189	181	191	200
645	MAKHOARANE	JOHANNESBURG WEST	251629	PRIMARY	N/A	2	59	63	88	88	99	104	109
646	MARGARET GWELE	JOHANNESBURG WEST	251660	PRIMARY	N/A	2	62	90	91	91	104	110	115
647	MAWILA PRIM	JOHANNESBURG WEST	140798	PRIMARY	N/A	1	40	81	59	59	67	71	74
648	MAYIBUYE P.S.	JOHANNESBURG WEST	252007	PRIMARY	N/A	2	67	66	109	109	112	118	124
649	MBUYISA MAKHUBO	JOHANNESBURG WEST	131946	PRIMARY	N/A	1	32	85	51	51	54	57	60
650	MEADOWLANDS PS	JOHANNESBURG WEST	140947	PRIMARY	N/A	1	20	44	27	27	33	35	37
651	MOLEMO PRIMARY SCHOOL	JOHANNESBURG WEST	132563	PRIMARY	N/A	2	70	124	117	117	117	123	129
652	MORUTA THUTO	JOHANNESBURG WEST	140630	PRIMARY	N/A	4	101	187	144	144	169	178	186
653	MOSES KOTANE	JOHANNESBURG WEST	400113	PRIMARY	N/A	4	155	163	233	233	260	274	287
654	MOZAMO P.S.	JOHANNESBURG WEST	132597	PRIMARY	N/A	1	33	44	48	48	55	58	61
655	NKONE MARUPING	JOHANNESBURG WEST	400114	PRIMARY	N/A	4	133	166	221	221	223	235	246
656	OBED MOSIANE P	JOHANNESBURG WEST	400116	PRIMARY	N/A	1	35	60	56	56	59	62	65
657	PALESA PRIMARY	JOHANNESBURG WEST	140671	PRIMARY	N/A	1	35	44	59	59	59	62	65
658	PHAKAMANI	JOHANNESBURG WEST	121699	PRIMARY	N/A	2	68	97	88	88	114	120	126
659	PRINCESS PRIMARY	JOHANNESBURG WEST	250969	PRIMARY	N/A	3	88	135	135	135	147	155	162
660	REBONGWE PS	JOHANNESBURG WEST	140897	PRIMARY	N/A	1	24	45	38	38	40	42	44
661	RIDGEVALE PS	JOHANNESBURG WEST	250985	PRIMARY	N/A	2	50	84	82	82	84	89	93
662	RISHILE PRIMARY	JOHANNESBURG WEST	140905	PRIMARY	N/A	2	68	124	109	109	114	120	126
663	ROODEPOORT P	JOHANNESBURG WEST	252221	PRIMARY	N/A	1	32	55	50	50	54	57	60
664	SENYAMO PRIM	JOHANNESBURG WEST	251876	PRIMARY	N/A	2	53	55	87	87	89	94	98
665	SHOMANG PRIM	JOHANNESBURG WEST	132944	PRIMARY	N/A	1	30	44	43	43	50	53	55
666	SIDWILE SCHOOL	JOHANNESBURG WEST	251900	PRIMARY	N/A	2	23	160	27	27	39	41	43
667	slavoviet PRIMARY	JOHANNESBURG WEST	400664	PRIMARY	N/A	2	70	108	72	72	117	123	129
668	THABANG	JOHANNESBURG WEST	133108	PRIMARY	N/A	3	126	231	176	176	211	222	232
669	THABANG PRIM	JOHANNESBURG WEST	251942	PRIMARY	N/A	2	69	103	103	103	116	122	128
670	THABISANG PRIMARY SCHOOL	JOHANNESBURG WEST	133116	PRIMARY	N/A	4	118	127	173	173	198	209	219
671	THATHEZAKHO	JOHANNESBURG WEST	251967	PRIMARY	N/A	2	58	94	64	64	97	102	107
672	THE GATEWAY	JOHANNESBURG WEST	251090	PRIMARY	N/A	3	31	147	48	48	52	55	58
673	THEMBALETHU PRIM	JOHANNESBURG WEST	141317	PRIMARY	N/A	2	61	87	96	96	102	108	113
674	THOBEKA P.S.	JOHANNESBURG WEST	140996	PRIMARY	N/A	3	75	118	124	124	126	133	139
675	TIYIMSENI PRIM	JOHANNESBURG WEST	141036	PRIMARY	N/A	3	101	161	152	152	169	178	186
676	TLHOKOMELO PS	JOHANNESBURG WEST	141044	PRIMARY	N/A	2	53	61	82	82	89	94	98
677	TOTOMENG PRIMARY	JOHANNESBURG WEST	141069	PRIMARY	N/A	2	58	97	93	93	97	102	107
678	TSHEPISONG PRIM	JOHANNESBURG WEST	252825	PRIMARY	N/A	2	63	118	106	106	106	112	117
679	TSHIRELETSO PRIMARY SCHOOL	JOHANNESBURG WEST	141085	PRIMARY	N/A	2	61	150	144	144	102	108	113
680	TSIETSI MASHININI	JOHANNESBURG WEST	140822	PRIMARY	N/A	1	35	48	48	48	59	62	65
681	TSOGANG PRIMARY	JOHANNESBURG WEST	141093	PRIMARY	N/A	1	45	60	64	64	75	79	83
682	TSUMBEDZO P	JOHANNESBURG WEST	141101	PRIMARY	N/A	2	55	87	90	90	92	97	102
683	TUMANG PRIM	JOHANNESBURG WEST	141127	PRIMARY	N/A	3	64	102	119	119	141	149	156
684	TUMELO PRIMARY	JOHANNESBURG WEST	141135	PRIMARY	N/A	1	40	52	64	64	67	71	74
685	UNIFIED P	JOHANNESBURG WEST	251852	PRIMARY	N/A	1	35	60	53	53	59	62	65
686	UVUYO PRIM	JOHANNESBURG WEST	133462	PRIMARY	N/A	2	62	81	88	88	104	110	115
687	VEZOKUHLILE	JOHANNESBURG WEST	133256	PRIMARY	N/A	4	128	202	164	164	214	226	237
688	ADELAIDE TAMBO	JOHANNESBURG CENTRAL	133652	PRIMARY	N/A	1	15	53	24	24	25	26	27
689	ALPHA PRIMARY SCHOOL	JOHANNESBURG CENTRAL	110056	PRIMARY	N/A	2	55	96	88	88	92	97	102
690	ATAMELANG PRIMARY SCHOOL	JOHANNESBURG CENTRAL	110528	PRIMARY	N/A	3	81	97	130	130	136	143	150
691	BARAGWANATH HOSPITAL	JOHANNESBURG CENTRAL	131912	PRIMARY	N/A	1	25	53	40	40	42	44	46
692	BASANI PRIMARY SCHOOL	JOHANNESBURG CENTRAL	110551	PRIMARY	N/A	2	54	48	87	87	90	95	99
693	BETHANY COMBINED SCHOOL	JOHANNESBURG CENTRAL	131953	PRIMARY	N/A	2	55	66	88	88	92	97	102
694	BOKENHOUT PRIMARY SCHOOL	JOHANNESBURG CENTRAL	120014	PRIMARY	N/A	3	89	139	143	143	149	157	164
695	BUSISWE PRIMARY SCHOOL	JOHANNESBURG CENTRAL	110577	PRIMARY	N/A	3	83	85	133	133	139	147	154

No.	Name of School	District	EMIS Number	Primary/ Secondary	Category/Quantile	Number of Practitioners	No. of Learners	Main Appropriation	Adjusted Appropriation	Revised estimate	Medium term estimates		
								R'000			R'000		
								2019/20			2020/21	2021/22	2022/23
696	CAVENDISH PRIMARY SCHOOL	JOHANNESBURG CENTRAL	120022	PRIMARY	N/A	2	56	90	93	93	97	102	107
697	DELRADE PRIMARY SCHOOL	JOHANNESBURG CENTRAL	120048	PRIMARY	N/A	1	37	53	59	59	62	65	68
698	DIKGABANE PRIMARY SCHOOL	JOHANNESBURG CENTRAL	110585	PRIMARY	N/A	3	84	155	135	135	141	149	156
699	DIODI PRIMARY SCHOOL	JOHANNESBURG CENTRAL	110593	PRIMARY	N/A	3	89	118	143	143	149	157	164
700	E.W. HOBBS	JOHANNESBURG CENTRAL	120113	PRIMARY	N/A	2	67	103	107	107	112	118	124
701	EBUHLINI PRIMARY SCHOOL	JOHANNESBURG CENTRAL	110619	PRIMARY	N/A	5	175	265	281	281	293	309	324
702	ELDOCREST PRIMARY SCHOOL	JOHANNESBURG CENTRAL	120063	PRIMARY	N/A	3	82	121	132	132	137	144	151
703	ELDORADO PARK PRIMARY SCHOOL	JOHANNESBURG CENTRAL	120071	PRIMARY	N/A	2	67	97	107	107	112	118	124
704	ELDRIDGE PRIMARY SCHOOL	JOHANNESBURG CENTRAL	120105	PRIMARY	N/A	3	104	174	167	167	174	183	192
705	ELSIE NGIDI PRIMARY SCHOOL	JOHANNESBURG CENTRAL	110627	PRIMARY	N/A	3	89	100	143	143	149	157	164
706	EMATHAFENI PRIMARY SCHOOL	JOHANNESBURG CENTRAL	121293	PRIMARY	N/A	3	85	137	136	136	142	150	157
707	EMAWENI PRIMARY SCHOOL	JOHANNESBURG CENTRAL	110635	PRIMARY	N/A	2	69	84	111	111	116	122	128
708	EMISEBENI JUNIOR PRIMARY SCHOOL	JOHANNESBURG CENTRAL	132175	PRIMARY	N/A	2	56	74	90	90	94	99	104
709	EMSENI PRIMARY SCHOOL	JOHANNESBURG CENTRAL	110650	PRIMARY	N/A	3	82	102	132	132	137	144	151
710	ENTANDWENI PRIMARY SCHOOL	JOHANNESBURG CENTRAL	121319	PRIMARY	N/A	6	165	224	265	265	276	291	306
711	ESITHEBENI PRIMARY SCHOOL	JOHANNESBURG CENTRAL	110676	PRIMARY	N/A	5	169	265	271	271	283	298	312
712	EZIBUKWENI PRIMARY SCHOOL	JOHANNESBURG CENTRAL	110684	PRIMARY	N/A	3	83	105	133	133	139	147	154
713	FARANANI PRIMARY SCHOOL	JOHANNESBURG CENTRAL	252833	PRIMARY	N/A	4	147	208	236	236	246	259	271
714	FIREHORN PRIMARY SCHOOL	JOHANNESBURG CENTRAL	120121	PRIMARY	N/A	2	70	110	112	112	117	123	129
715	FLAMINGO PRIMARY SCHOOL	JOHANNESBURG CENTRAL	110098	PRIMARY	N/A	3	95	142	152	152	159	168	176
716	FLORIDALAAN PRIMARY SCHOOL	JOHANNESBURG CENTRAL	120139	PRIMARY	N/A	2	61	111	98	98	102	108	113
717	FOREST HILL PRIMARY SCHOOL	JOHANNESBURG CENTRAL	120519	PRIMARY	N/A	2	58	92	93	93	97	102	107
718	FREEDOM PRIMARY	JOHANNESBURG CENTRAL	400083	PRIMARY	N/A	4	159	252	255	255	266	280	293
719	GAZANKULU PRIMARY SCHOOL	JOHANNESBURG CENTRAL	110718	PRIMARY	N/A	3	81	115	130	130	136	143	150
720	GLENRIDGE PRIMARY	JOHANNESBURG CENTRAL	400532	PRIMARY	N/A	4	111	166	176	178	186	196	205
721	GOUDPARK PRIMARY SCHOOL	JOHANNESBURG CENTRAL	120162	PRIMARY	N/A	2	57	73	91	91	95	100	105
722	GOZA PRIMARY	JOHANNESBURG CENTRAL	400782	PRIMARY	N/A	3	94	132	151	151	157	165	173
723	GREYVILLE PRIMARY SCHOOL	JOHANNESBURG CENTRAL	110106	PRIMARY	N/A	6	163	203	261	261	273	288	302
724	HARMONY PRIMARY SCHOOL	JOHANNESBURG CENTRAL	110114	PRIMARY	N/A	3	108	153	173	173	181	191	200
725	HEERENGRACHT PRIMARY SCHOOL	JOHANNESBURG CENTRAL	120170	PRIMARY	N/A	2	68	110	109	109	114	120	126
726	HITEKANI PRIMARY SCHOOL	JOHANNESBURG CENTRAL	110726	PRIMARY	N/A	4	115	242	184	184	193	203	213
727	HLAKANIPHANI PRIMARY SCHOOL	JOHANNESBURG CENTRAL	121350	PRIMARY	N/A	3	83	153	133	133	139	147	154
728	GUGU PRIMARY SCHOOL	JOHANNESBURG CENTRAL	132274	PRIMARY	N/A	2	55	82	88	88	92	97	102
729	IKEMELENG PRIMARY SCHOOL	JOHANNESBURG CENTRAL	110734	PRIMARY	N/A	4	110	140	176	176	184	194	203
730	KWEZI PRIMARY SCHOOL	JOHANNESBURG CENTRAL	132282	PRIMARY	N/A	2	55	82	88	88	92	97	102
731	IMPALA CRESCENT PRIMARY SCHOOL	JOHANNESBURG CENTRAL	110122	PRIMARY	N/A	4	109	163	175	175	183	193	202
732	IMPUMELELO JUNIOR PRIMARY SCHOOL	JOHANNESBURG CENTRAL	111435	PRIMARY	N/A	1	37	66	59	59	62	65	68
733	INDYEBO PRIMARY SCHOOL	JOHANNESBURG CENTRAL	110742	PRIMARY	N/A	2	61	85	98	98	102	108	113
734	ISAACSON PRIMARY SCHOOL	JOHANNESBURG CENTRAL	121400	PRIMARY	N/A	1	29	47	47	47	49	52	54
735	ISIPHO PRIMARY SCHOOL	JOHANNESBURG CENTRAL	121418	PRIMARY	N/A	2	61	100	98	98	102	108	113
736	SISEKO PRIMARY SCHOOL	JOHANNESBURG CENTRAL	132250	PRIMARY	N/A	2	60	82	96	96	100	105	110
737	ITEKENG PRIMARY SCHOOL	JOHANNESBURG CENTRAL	132308	PRIMARY	N/A	3	81	108	130	130	136	143	150
738	ITEMOGELE PRIMARY SCHOOL	JOHANNESBURG CENTRAL	110775	PRIMARY	N/A	4	143	245	229	229	240	253	265
739	JABAVU-OOS PRIMARY SCHOOL	JOHANNESBURG CENTRAL	121434	PRIMARY	N/A	2	54	45	45	45	49	55	59
740	KARABO PRIMARY SCHOOL	JOHANNESBURG CENTRAL	110791	PRIMARY	N/A	2	56	87	93	93	97	102	107
741	KGATELOPELE PRIMARY SCHOOL	JOHANNESBURG CENTRAL	110809	PRIMARY	N/A	1	30	65	46	48	50	53	55
742	KHAUHELO PRIMARY SCHOOL	JOHANNESBURG CENTRAL	110817	PRIMARY	N/A	2	58	85	93	93	97	102	107
743	KHOLWANI PRIMARY SCHOOL	JOHANNESBURG CENTRAL	121467	PRIMARY	N/A	3	88	142	141	141	147	155	162
744	KHOTSO PRIMARY SCHOOL	JOHANNESBURG CENTRAL	110825	PRIMARY	N/A	2	55	55	88	88	92	97	102
745	KHUTHALA PRIMARY SCHOOL	JOHANNESBURG CENTRAL	110841	PRIMARY	N/A	2	66	85	109	109	114	120	126
746	KLIPTOWN PRIMARY SCHOOL	JOHANNESBURG CENTRAL	120196	PRIMARY	N/A	2	68	95	109	109	114	120	126
747	LAERSKOOL DAL MONDEOR	JOHANNESBURG CENTRAL	120725	PRIMARY	N/A	4	109	144	175	175	183	193	202
748	LAERSKOOL VOORBRAND PRIMARY SCHOOL	JOHANNESBURG CENTRAL	120774	PRIMARY	N/A	2	62	97	99	99	104	110	115
749	LAKEVIEW PRIMARY SCHOOL	JOHANNESBURG CENTRAL	122002	PRIMARY	N/A	3	100	161	160	160	167	176	184
750	LEITSHIBOLO PRIMARY SCHOOL	JOHANNESBURG CENTRAL	110882	PRIMARY	N/A	2	55	48	88	88	92	97	102
751	LEKANG PRIMARY SCHOOL	JOHANNESBURG CENTRAL	132381	PRIMARY	N/A	3	84	121	135	135	141	149	156
752	LENASIA MODEL PRIMARY SCHOOL	JOHANNESBURG CENTRAL	110148	PRIMARY	N/A	4	118	194	189	189	198	209	219
753	LETHABO PRIMARY SCHOOL	JOHANNESBURG CENTRAL	110916	PRIMARY	N/A	1	28	31	45	45	47	50	52

No.	Name of School	District	EMIS Number	Primary/ Secondary	Category/Quantile	Number of Practitioners	No. of Learners	Main Appropriation	Adjusted Appropriation	Revised estimate	Medium term estimates		
											R'000		
											2019/20	2020/21	2021/22
754	LIBRA PRIMARY SCHOOL	JOHANNESBURG CENTRAL	110239 PRIMARY	N/A		3	83	118	133	133	139	147	154
755	LOITEKILE PRIMARY SCHOOL	JOHANNESBURG CENTRAL	110924 PRIMARY	N/A		1	27	42	85	85	45	47	49
756	LUMELANG PRIMARY SCHOOL	JOHANNESBURG CENTRAL	110940 PRIMARY	N/A		1	33	53	53	53	55	58	61
757	MAKOLA PRIMARY SCHOOL	JOHANNESBURG CENTRAL	132926 PRIMARY	N/A		2	58	94	93	93	97	102	107
758	MARA PRIMARY SCHOOL	JOHANNESBURG CENTRAL	111005 PRIMARY	N/A		2	57	53	91	91	95	100	105
759	MCBAIN CHARLES PRIMARY SCHOOL	JOHANNESBURG CENTRAL	120220 PRIMARY	N/A		1	35	56	56	56	59	62	65
760	MEGATONG PRIMARY	JOHANNESBURG CENTRAL	111013 PRIMARY	N/A		1	29	53	47	47	49	52	54
761	MERAFE PRIMARY SCHOOL	JOHANNESBURG CENTRAL	111021 PRIMARY	N/A		1	29	42	47	47	49	52	54
762	MILNERTON PRIMARY SCHOOL	JOHANNESBURG CENTRAL	120246 PRIMARY	N/A		2	77	90	124	124	129	136	142
763	MOCHOGHONONO PRIMARY SCHOOL	JOHANNESBURG CENTRAL	121556 PRIMARY	N/A		2	57	121	91	91	95	100	105
764	MOETAPPEL PRIMARY SCHOOL	JOHANNESBURG CENTRAL	132506 PRIMARY	N/A		1	29	27	47	47	49	52	54
765	MOKOROTLO PRIMARY SCHOOL	JOHANNESBURG CENTRAL	132546 PRIMARY	N/A		1	32	52	51	51	54	57	60
766	MOLATLADI PRIMARY SCHOOL	JOHANNESBURG CENTRAL	121566 PRIMARY	N/A		1	24	39	38	38	40	42	44
767	MOLEATSA PRIMARY SCHOOL	JOHANNESBURG CENTRAL	132555 PRIMARY	N/A		2	55	79	88	88	92	97	102
768	MORITING PRIMARY SCHOOL	JOHANNESBURG CENTRAL	111088 PRIMARY	N/A		1	33	44	53	53	55	58	61
769	MOTSANENG PRIMARY SCHOOL	JOHANNESBURG CENTRAL	111096 PRIMARY	N/A		2	55	37	88	88	92	97	102
770	MVELEDZANDIVHO PRIMARY SCHOOL	JOHANNESBURG CENTRAL	111104 PRIMARY	N/A		3	109	187	175	175	183	193	202
771	MXOLISI PRIMARY SCHOOL	JOHANNESBURG CENTRAL	121616 PRIMARY	N/A		2	54	71	90	90	90	95	99
772	NANCEFIELD PRIMARY SCHOOL	JOHANNESBURG CENTRAL	120261 PRIMARY	N/A		4	111	160	178	178	186	196	205
773	NATURENA PRIMARY	JOHANNESBURG CENTRAL	120865 PRIMARY	N/A		2	34	55	55	55	57	60	63
774	NEW NATURENA PRIMARY	JOHANNESBURG CENTRAL	400783 PRIMARY	N/A		3	89	144	143	143	149	157	164
775	NHLUVUKO PRIMARY	JOHANNESBURG CENTRAL	111138 PRIMARY	N/A		2	55	74	88	88	92	97	102
776	NIKA THUTO PRIMARY SCHOOL	JOHANNESBURG CENTRAL	132639 PRIMARY	N/A		1	34	52	55	55	57	60	63
777	NONTO PRIMARY SCHOOL	JOHANNESBURG CENTRAL	121640 PRIMARY	N/A		2	54	45	87	87	90	95	99
778	ORMONDE PRIMARY	JOHANNESBURG CENTRAL	400801 PRIMARY	N/A		2	63	87	101	101	106	112	117
779	PARK JUNIOR	JOHANNESBURG CENTRAL	120873 PRIMARY	N/A		3	98	158	157	157	164	173	181
780	PARK PRIMARY SCHOOL	JOHANNESBURG CENTRAL	110270 PRIMARY	N/A		4	110	174	176	176	184	194	203
781	PARKDALE PRIMARY SCHOOL	JOHANNESBURG CENTRAL	120295 PRIMARY	N/A		4	111	166	178	178	186	196	205
782	PENTAROSA PRIMARY SCHOOL	JOHANNESBURG CENTRAL	110296 PRIMARY	N/A		2	54	87	87	87	90	95	99
783	PHILIP KUSHLICK PRIMARY SCHOOL	JOHANNESBURG CENTRAL	132712 PRIMARY	N/A		3	41	160	66	66	69	73	76
784	PHUMUZILE PRIMARY SCHOOL	JOHANNESBURG CENTRAL	111161 PRIMARY	N/A		3	84	105	135	135	141	149	156
785	PHUTHALUSHA PRIMARY SCHOOL	JOHANNESBURG CENTRAL	111179 PRIMARY	N/A		2	54	100	87	87	90	95	99
786	PROGRESS PRIMARY SCHOOL	JOHANNESBURG CENTRAL	110304 PRIMARY	N/A		3	87	137	140	140	146	154	161
787	PROTEA SOUTH PRIMARY SCHOOL	JOHANNESBURG CENTRAL	111187 PRIMARY	N/A		4	114	184	183	183	191	201	210
788	REBONE PRIMARY SCHOOL	JOHANNESBURG CENTRAL	111211 PRIMARY	N/A		1	27	60	43	43	45	47	49
789	RUTEGANG PRIMARY SCHOOL	JOHANNESBURG CENTRAL	132878 PRIMARY	N/A		2	60	102	96	96	100	105	110
790	SEDI BATHUTO H.P. SCHOOL	JOHANNESBURG CENTRAL	111245 PRIMARY	N/A		2	67	105	107	107	112	118	124
791	SEFIKA PRIMARY SCHOOL	JOHANNESBURG CENTRAL	121731 PRIMARY	N/A		3	92	127	148	148	154	162	170
792	SEKWATI PRIMARY	JOHANNESBURG CENTRAL	121749 PRIMARY	N/A		1	29	42	47	47	49	52	54
793	SHALOM-MAINNE PRIMARY SCHOOL	JOHANNESBURG CENTRAL	132936 PRIMARY	N/A		1	27	23	43	43	45	47	49
794	SIBONGILE PRIMARY SCHOOL	JOHANNESBURG CENTRAL	111278 PRIMARY	N/A		3	87	102	140	140	146	154	161
795	SIVULELENI PRIMARY SCHOOL	JOHANNESBURG CENTRAL	111286 PRIMARY	N/A		3	90	140	144	144	151	159	166
796	SIYAVUMA PRIMARY SCHOOL	JOHANNESBURG CENTRAL	121756 PRIMARY	N/A		2	55	61	88	88	92	97	102
797	SIZANANI PRIMARY SCHOOL	JOHANNESBURG CENTRAL	132969 PRIMARY	N/A		2	63	110	101	101	106	112	117
798	SOMELULWAZI PRIMARY	JOHANNESBURG CENTRAL	400204 PRIMARY	N/A		4	114	192	183	183	191	201	210
799	ST IVES PRIMARY SCHOOL	JOHANNESBURG CENTRAL	120329 PRIMARY	N/A		3	87	152	140	140	146	154	161
800	THABA TSEHLO PRIMARY SCHOOL	JOHANNESBURG CENTRAL	111336 PRIMARY	N/A		2	56	84	90	90	94	99	104
801	THATHANI PRIMARY SCHOOL	JOHANNESBURG CENTRAL	111351 PRIMARY	N/A		3	83	108	133	133	139	147	154
802	THOLIMFUNDO PRIMARY SCHOOL	JOHANNESBURG CENTRAL	111914 PRIMARY	N/A		3	87	150	140	140	146	154	161
803	THULANI PRIMARY SCHOOL	JOHANNESBURG CENTRAL	111365 PRIMARY	N/A		2	55	88	88	88	92	97	102
804	THUSANANG PRIMARY SCHOOL	JOHANNESBURG CENTRAL	121614 PRIMARY	N/A		2	58	84	93	93	97	102	107
805	TIKENI PRIMARY SCHOOL	JOHANNESBURG CENTRAL	111393 PRIMARY	N/A		2	55	123	88	88	92	97	102
806	TUHOLOHELO PRIMARY SCHOOL	JOHANNESBURG CENTRAL	121830 PRIMARY	N/A		2	55	89	88	88	92	97	102
807	TSHEBEDISANONG PRIMARY	JOHANNESBURG CENTRAL	133207 PRIMARY	N/A		2	56	45	90	90	94	99	104
808	TSHEDIMOSHO-MEHLALENG PRIM	JOHANNESBURG CENTRAL	133215 PRIMARY	N/A		2	59	68	95	95	99	104	109
809	TSHLIDZI PRIMARY SCHOOL	JOHANNESBURG CENTRAL	111419 PRIMARY	N/A		2	80	98	128	128	134	141	148
810	TURFFONTEIN PRIMARY SCHOOL	JOHANNESBURG CENTRAL	120766 PRIMARY	N/A		1	29	26	47	47	49	52	54
811	VUKANI PRIMARY SCHOOL	JOHANNESBURG CENTRAL	133264 PRIMARY	N/A		3	90	144	144	144	151	159	166

No.	Name of School	District	EMIS Number	Primary/ Secondary	Category/Quantile	Number of Practitioners	No. of Learners	Main Appropriation	Adjusted Appropriation	Revised estimate	Medium term estimates		
								R'000			R'000		
								2019/20			2020/21	2021/22	2022/23
812	VUKAZENZELE PRIMARY	JOHANNESBURG CENTRAL	133280	PRIMARY	N/A	3	55	106	88	88	92	97	102
813	VUSISIZWE PRIMARY SCHOOL	JOHANNESBURG CENTRAL	111443	PRIMARY	N/A	5	139	205	223	223	233	246	258
814	ZIBAMBELE PRIMARY SCHOOL	JOHANNESBURG CENTRAL	111468	PRIMARY	N/A	3	77	124	124	124	129	136	142
815	ARCON PARK PRIMARY	SEDIBENG EAST	330076	PRIMARY	N/A	2	70	53	112	112	117	123	129
816	BONEHA PRIMARY SCHOOL	SEDIBENG EAST	340455	PRIMARY	N/A	4	105	169	168	168	176	186	195
817	EFFORT PRIMARY FARM SCHOOL	SEDIBENG EAST	350603	PRIMARY	N/A	1	26	26	42	42	44	46	48
818	EMMANUEL PRIMARY SCHOOL	SEDIBENG EAST	330837	PRIMARY	N/A	4	129	208	207	207	216	228	239
819	FOUNTAIN FIVE PRIMARY SCHOOL	SEDIBENG EAST	340596	PRIMARY	N/A	2	71	115	114	114	119	125	131
820	HEIDELBERG PUBLIC SCHOOL	SEDIBENG EAST	340158	PRIMARY	N/A	3	74	119	119	119	124	131	137
821	K'GOMOCO PRIMARY SCHOOL	SEDIBENG EAST	330902	PRIMARY	N/A	4	108	174	173	173	181	191	200
822	LAER VOLSKOOL HEIDELBERG	SEDIBENG EAST	340257	PRIMARY	N/A	3	78	145	125	125	131	138	144
823	LAERSKOO AG VISSER	SEDIBENG EAST	340265	PRIMARY	N/A	2	58	94	93	93	97	102	107
824	LAERSKOO DE DEUR	SEDIBENG EAST	330332	PRIMARY	N/A	3	104	168	167	167	174	183	192
825	LAERSKOO DR VERWOERD	SEDIBENG EAST	330340	PRIMARY	N/A	3	85	95	136	136	142	150	157
826	LAERSKOO DRIE RIVIERE	SEDIBENG EAST	330357	PRIMARY	N/A	2	59	95	95	95	99	104	109
827	LAERSKOO HANDHAWER	SEDIBENG EAST	330373	PRIMARY	N/A	3	81	131	130	130	136	143	150
828	LAERSKOO JAPIE GREYLING	SEDIBENG EAST	330399	PRIMARY	N/A	1	39	63	63	63	65	69	72
829	LAERSKOO REPUBLIEK	SEDIBENG EAST	330415	PRIMARY	N/A	2	48	77	77	77	80	84	88
830	LAERSKOO RISIVILLE	SEDIBENG EAST	330423	PRIMARY	N/A	4	112	181	180	180	188	198	207
831	LAERSKOO SONLANDPARK	SEDIBENG EAST	330431	PRIMARY	N/A	2	59	95	95	95	99	104	109
832	LAERSKOO SUIKERBOS	SEDIBENG EAST	330449	PRIMARY	N/A	3	63	102	101	101	108	112	117
833	LAERSKOO UNITASPAK	SEDIBENG EAST	330456	PRIMARY	N/A	3	94	152	151	151	157	165	173
834	LAERSKOO VOORWAARTS	SEDIBENG EAST	330472	PRIMARY	N/A	3	85	153	136	136	142	150	157
835	LAKE SIDE ESTATE PRIMARY SCHOOL	SEDIBENG EAST	400151	PRIMARY	N/A	2	85	119	136	136	142	150	157
836	LEBOWA PRIMARY SCHOOL	SEDIBENG EAST	330928	PRIMARY	N/A	2	38	87	61	61	64	67	70
837	LEHLASEDI PRIMARY SCHOOL	SEDIBENG EAST	330936	PRIMARY	N/A	2	63	84	101	101	106	112	117
838	LETHABO SIYANOBA PRIMARY	SEDIBENG EAST	400700	PRIMARY	N/A	3	85	137	136	136	142	150	157
839	MATISIE STEYN PRIMARY SCHOOL	SEDIBENG EAST	331017	PRIMARY	N/A	2	60	97	96	96	100	105	110
840	MEYERTON PRIMARY SCHOOL	SEDIBENG EAST	330498	PRIMARY	N/A	5	133	195	213	213	223	235	246
841	MICHAEL RUA INTERMEDIATE FARM SCHOOL	SEDIBENG EAST	331041	PRIMARY	N/A	2	42	97	67	67	70	74	77
842	MILTON PRIMARY SCHOOL	SEDIBENG EAST	330506	PRIMARY	N/A	4	119	192	191	191	199	210	220
843	PANFONTEIN INTERMEDIATE FARM	SEDIBENG EAST	331124	PRIMARY	N/A	2	61	68	98	98	102	108	113
844	RATANDA PRIMARY SCHOOL	SEDIBENG EAST	342056	PRIMARY	N/A	4	130	210	209	209	218	230	241
845	RATASETHABA SCHOOL FARM	SEDIBENG EAST	331223	PRIMARY	N/A	1	25	40	40	40	42	44	46
846	ROSHNEE PRIMARY	SEDIBENG EAST	330035	PRIMARY	N/A	1	33	53	53	53	55	58	61
847	RUST-TER-VAAL PRIMARY	SEDIBENG EAST	330019	PRIMARY	N/A	2	92	102	148	148	154	162	170
848	SAKHILE PRIMARY SCHOOL	SEDIBENG EAST	341198	PRIMARY	N/A	2	46	106	74	74	77	81	85
849	SELBORNE PRIMARY	SEDIBENG EAST	330639	PRIMARY	N/A	4	90	145	144	144	151	159	166
850	SELIBA PRIMARY SCHOOL	SEDIBENG EAST	331314	PRIMARY	N/A	2	52	84	83	83	87	92	96
851	SHALIMAR RIDGE PRIMARY SCHOOL	SEDIBENG EAST	340059	PRIMARY	N/A	2	55	131	88	88	92	97	102
852	SICELO PRIMARY SCHOOL	SEDIBENG EAST	400539	PRIMARY	N/A	3	105	153	168	168	176	186	195
853	SITHOKOMELE PRIMARY SCHOOL	SEDIBENG EAST	341271	PRIMARY	N/A	3	77	150	124	124	129	136	142
854	SKANSDAM PRIMARY FARM SCHOOL	SEDIBENG EAST	331348	PRIMARY	N/A	2	66	106	106	106	111	117	122
855	TIKELO PRIMARY FARM SCHOOL farm	SEDIBENG EAST	341388	PRIMARY	N/A	1	25	31	40	40	42	44	46
856	TSOARANANG PRIMARY SCHOOL	SEDIBENG EAST	321679	PRIMARY	N/A	2	77	124	124	124	129	136	142
857	TSELOPELE PRIMARY SCHOOL	SEDIBENG EAST	331462	PRIMARY	N/A	4	100	137	160	160	167	176	184
858	VUKUZAKHE PRIMARY SCHOOL	SEDIBENG EAST	331496	PRIMARY	N/A	1	40	65	64	64	67	71	74
859	VUYO PRIMARY SCHOOL	SEDIBENG EAST	331520	PRIMARY	N/A	3	114	158	183	183	191	201	210
860	ATLEHANG PRIMARY SCHOOL	SEDIBENG WEST	320275	PRIMARY	N/A	3	68	48	167	167	114	120	126
861	BAFOKENG PRIMARY SCHOOL	SEDIBENG WEST	320283	PRIMARY	N/A	2	51	82	130	130	85	90	94
862	BARRAGE PRIMARY FARM SCHOOL	SEDIBENG WEST	320291	PRIMARY	N/A	2	37	90	77	77	62	65	68
863	BATLOUNG INTERMEDIATE SCHOOL	SEDIBENG WEST	320309	PRIMARY	N/A	2	33	53	64	64	55	58	61
864	BOPHELONG PRIMARY SCHOOL	SEDIBENG WEST	320341	PRIMARY	N/A	6	135	215	217	217	226	238	249
865	BOTLEHADI PRIMARY SCHOOL	SEDIBENG WEST	320366	PRIMARY	N/A	2	62	100	109	109	104	110	115
866	BULA TSELA PRIMARY SCHOOL	SEDIBENG WEST	320374	PRIMARY	N/A	3	93	113	151	151	156	164	172
867	BULADITSHABA PRIMARY SCHOOL	SEDIBENG WEST	320382	PRIMARY	N/A	2	80	118	122	122	134	141	148
868	CHIEF MBAMBATHA PRIMARY SCHOOL	SEDIBENG WEST	400031	PRIMARY	N/A	5	137	219	218	218	229	241	252
869	DINOKENG PRIMARY FARM SCHOOL	SEDIBENG WEST	321927	PRIMARY	N/A	2	41	61	64	64	69	73	76

No.	Name of School	District	EMIS Number	Primary/ Secondary	Category/Quantile	Number of Practitioners	No. of Learners	Main Appropriation	Adjusted Appropriation	Revised estimate	Medium term estimates		
								R'000			R'000		
								2019/20			2020/21	2021/22	2022/23
870	DR.NHLAPO FULL SERVICE SCHOOL	SEDIBENG WEST	320440	PRIMARY	N/A	3	64	103	103	103	107	113	118
871	EKUJULENI PRIMARY SCHOOL	SEDIBENG WEST	320485	PRIMARY	N/A	4	85	137	176	176	142	150	157
872	ELITE PRIMARY SCHOOL	SEDIBENG WEST	320473	PRIMARY	N/A	2	66	58	91	91	111	117	122
873	EMANZINI FULL SERVICE SCHOOL	SEDIBENG WEST	320507	PRIMARY	N/A	2	69	110	112	112	116	122	128
874	EMFULENI FULL SERVICE SCHOOL	SEDIBENG WEST	400021	PRIMARY	N/A	5	132	213	225	225	221	233	244
875	EVATON PRIMARY SCHOOL	SEDIBENG WEST	320952	PRIMARY	N/A	6	131	186	241	241	219	231	242
876	EVATON WEST PRIMARY	SEDIBENG WEST	400702	PRIMARY	N/A	6	107	148	168	168	179	189	198
877	FADIMEHA PRIMARY SCHOOL	SEDIBENG WEST	320523	PRIMARY	N/A	2	67	87	106	106	112	118	124
878	FUKAMA PRIMARY SCHOOL	SEDIBENG WEST	320549	PRIMARY	N/A	4	111	103	170	170	186	196	205
879	IKOKOBETSENG PRIMARY SCHOOL	SEDIBENG WEST	320580	PRIMARY	N/A	9	224	298	359	359	375	395	414
880	IMFUNDO FULL SERVICE SCHOOL	SEDIBENG WEST	320598	PRIMARY	N/A	6	114	142	160	160	191	201	210
881	IPHAHLOLLENG INTERMEDIATE SCHOOL	SEDIBENG WEST	320614	PRIMARY	N/A	2	68	110	104	104	114	120	126
882	ITOKISETSE PRIMARY SCHOOL	SEDIBENG WEST	320622	PRIMARY	N/A	3	91	110	136	136	152	160	168
883	ITSEBENG PRIMARY SCHOOL	SEDIBENG WEST	320630	PRIMARY	N/A	3	81	132	124	124	136	143	150
884	JABULANI THABANG PRIMARY SCHOOL	SEDIBENG WEST	320648	PRIMARY	N/A	3	77	106	162	162	129	136	142
885	KHUNOANA PRIMARY SCHOOL	SEDIBENG WEST	320705	PRIMARY	N/A	5	106	147	180	180	178	188	197
886	KITSO PRIMARY SCHOOL	SEDIBENG WEST	320721	PRIMARY	N/A	3	89	140	99	99	149	157	164
887	LAERSKOOLOF MALHERBE	SEDIBENG WEST	330324	PRIMARY	N/A	4	122	205	197	197	204	215	225
888	LAERSKOOLOF FRIKKIE MEYER	SEDIBENG WEST	320093	PRIMARY	N/A	1	28	47	45	45	47	50	52
889	LAERSKOOLOF HENDRIK VAN DER BIJL	SEDIBENG WEST	320101	PRIMARY	N/A	3	90	145	144	144	151	159	166
890	LAERSKOOLOF KOLLEGE PARK	SEDIBENG WEST	330407	PRIMARY	N/A	5	102	165	156	156	171	180	188
891	LAERSKOOLOF NOORDHOEK	SEDIBENG WEST	320127	PRIMARY	N/A	4	120	192	197	197	201	212	222
892	LAERSKOOLOF OOSPARK	SEDIBENG WEST	320135	PRIMARY	N/A	5	144	227	226	226	241	254	266
893	LAERSKOOLOF PARKSIG FARM	SEDIBENG WEST	320143	PRIMARY	N/A	4	98	153	173	173	164	173	181
894	LAERSKOOLOF TOTIUS	SEDIBENG WEST	320150	PRIMARY	N/A	2	60	97	96	96	100	105	110
895	LAERSKOOLOF VAALRIVIER FARM	SEDIBENG WEST	320168	PRIMARY	N/A	2	61	98	85	85	102	108	113
896	LEEMA-MOKOTULI PRIMARY SCHOOL	SEDIBENG WEST	400110	PRIMARY	N/A	2	118	92	91	91	198	209	219
897	LEFIKA PRIMARY SCHOOL	SEDIBENG WEST	320804	PRIMARY	N/A	5	93	121	128	128	156	164	172
898	LESEDI-LA-THUTO PRIMARY SCHOOL	SEDIBENG WEST	320838	PRIMARY	N/A	5	127	169	202	202	213	225	236
899	LETSEMA-LUMA PRIMARY SCHOOL	SEDIBENG WEST	321331	PRIMARY	N/A	4	111	174	196	196	186	196	205
900	LETSEMENG PRIMARY SCHOOL	SEDIBENG WEST	320846	PRIMARY	N/A	4	119	192	181	181	199	210	220
901	LETSEGO PRIMARY SCHOOL	SEDIBENG WEST	320853	PRIMARY	N/A	1	118	192	183	183	198	209	219
902	LINDISA PRIMARY SCHOOL	SEDIBENG WEST	320861	PRIMARY	N/A	4	114	155	181	181	191	201	210
903	MABOELLENG PRIMARY SCHOOL	SEDIBENG WEST	320879	PRIMARY	N/A	2	48	77	77	77	80	84	88
904	MAGASELA PRIMARY SCHOOL	SEDIBENG WEST	320887	PRIMARY	N/A	2	62	84	88	88	104	110	115
905	MAKAPANE PRIMARY SCHOOL	SEDIBENG WEST	320903	PRIMARY	N/A	2	72	116	115	115	121	128	134
906	MAKGETHE PRIMARY SCHOOL	SEDIBENG WEST	320911	PRIMARY	N/A	3	77	124	109	109	129	136	142
907	MOGOGODI FULL SERVICE SCHOOL	SEDIBENG WEST	321018	PRIMARY	N/A	1	21	44	22	22	35	37	39
908	MOJALA-THUTO PRIMARY SCHOOL	SEDIBENG WEST	321042	PRIMARY	N/A	5	130	210	159	159	218	230	241
909	MOLOANTOA PRIMARY SCHOOL	SEDIBENG WEST	321067	PRIMARY	N/A	4	123	198	197	197	206	217	227
910	MONTSOSI PRIMARY SCHOOL	SEDIBENG WEST	321075	PRIMARY	N/A	1	34	44	51	51	57	60	63
911	MOSIOA PRIMARY SCHOOL	SEDIBENG WEST	321117	PRIMARY	N/A	2	66	79	85	85	111	117	122
912	MOTLOTLO PRIMARY SCHOOL	SEDIBENG WEST	321125	PRIMARY	N/A	3	86	140	107	107	144	152	159
913	MOTSEWAPALE PRIMARY SCHOOL	SEDIBENG WEST	321133	PRIMARY	N/A	1	55	140	83	83	92	97	102
914	MOINISWA PRIMARY	SEDIBENG WEST	321141	PRIMARY	N/A	4	11	160	194	194	18	19	20
915	MTHOMBOLWAZI PRIMARY SCHOOL	SEDIBENG WEST	321158	PRIMARY	N/A	2	63	85	91	91	106	112	117
916	NONEDIBA FARM PRIMARY SCHOOL	SEDIBENG WEST	321174	PRIMARY	N/A	1	32	52	48	48	54	57	60
917	NTSELE PRIMARY SCHOOL	SEDIBENG WEST	321208	PRIMARY	N/A	5	121	195	194	194	203	214	224
918	OLIVER LODGE PRIMARY SCHOOL	SEDIBENG WEST	320184	PRIMARY	N/A	3	96	155	141	141	161	170	178
919	PARK RIDGE PRIMARY SCHOOL	SEDIBENG WEST	330514	PRIMARY	N/A	3	89	153	143	143	149	157	164
920	PHAHAMANG PRIMARY SCHOOL	SEDIBENG WEST	321224	PRIMARY	N/A	2	63	97	106	106	106	112	117
921	PHAMEHLO PRIMARY SCHOOL	SEDIBENG WEST	321232	PRIMARY	N/A	2	59	95	88	88	99	104	109
922	PHEHELLO PRIMARY SCHOOL	SEDIBENG WEST	321240	PRIMARY	N/A	3	102	116	127	127	171	180	188
923	PHEPANE PRIMARY SCHOOL	SEDIBENG WEST	321257	PRIMARY	N/A	4	105	152	178	178	176	186	195
924	PHUTHULLA PRIMARY SCHOOL	SEDIBENG WEST	321265	PRIMARY	N/A	3	80	111	122	122	134	141	148
925	PINEDINE PRIMARY SCHOOL	SEDIBENG WEST	330522	PRIMARY	N/A	3	78	126	125	125	131	138	144
926	PITSENG PRIMARY SCHOOL	SEDIBENG WEST	321273	PRIMARY	N/A	3	87	102	130	130	146	154	161
927	POLOKONG PRIMARY SCHOOL	SEDIBENG WEST	400404	PRIMARY	N/A	4	138	202	218	218	231	243	254

No.	Name of School	District	EMIS Number	Primary/ Secondary	Category/Quantile	Number of Practitioners	No. of Learners	Main Appropriation	Adjusted Appropriation	Revised estimate	Medium term estimates		
											R'000		
											2019/20		
											2020/21	2021/22	2022/23
928	QHOWENG PRIMARY SCHOOL	SEDIBENG WEST	321315	PRIMARY	N/A	4	91	148	128	128	152	160	168
929	QWELANG PRIMARY SCHOOL	SEDIBENG WEST	321349	PRIMARY	N/A	4	127	205	180	180	213	225	236
930	RADIPEU PRIMARY FARM SCHOOL	SEDIBENG WEST	321356	PRIMARY	N/A	2	72	56	115	115	121	128	134
931	SEEISO PRIMARY SCHOOL	SEDIBENG WEST	321422	PRIMARY	N/A	4	165	203	268	268	276	291	305
932	SETLABOTJHA PRIMARY SCHOOL	SEDIBENG WEST	321463	PRIMARY	N/A	3	122	197	188	188	204	215	225
933	SIVIWE PRIMARY SCHOOL	SEDIBENG WEST	321471	PRIMARY	N/A	2	49	79	79	79	82	86	90
934	SIVUSE PRIMARY SCHOOL	SEDIBENG WEST	321489	PRIMARY	N/A	3	101	153	159	159	169	178	186
935	THABENG PRIMARY SCHOOL	SEDIBENG WEST	321513	PRIMARY	N/A	4	96	155	133	133	161	170	178
936	THABO VUYO	SEDIBENG WEST	321766	PRIMARY	N/A	3	15	160	24	24	25	26	27
937	TJHABATSATSI PRIMARY SCHOOL	SEDIBENG WEST	321588	PRIMARY	N/A	4	98	158	138	138	164	173	181
938	TLHOLO INTERMEDIATE SCHOOL	SEDIBENG WEST	321596	PRIMARY	N/A	4	110	177	143	143	184	194	203
939	TSHEDISO PRIMARY SCHOOL	SEDIBENG WEST	321646	PRIMARY	N/A	2	44	71	71	71	74	78	82
940	TSHEMEDI PRIMARY SCHOOL	SEDIBENG WEST	321620	PRIMARY	N/A	1	89	63	125	125	149	157	164
941	TSHIRELA PRIMARY SCHOOL	SEDIBENG WEST	321653	PRIMARY	N/A	5	99	160	138	138	166	175	183
942	TSHITSO PRIMARY SCHOOL	SEDIBENG WEST	321661	PRIMARY	N/A	3	61	98	91	91	102	108	113
943	TSOKOLIBANE PRIMARY SCHOOL	SEDIBENG WEST	321695	PRIMARY	N/A	3	70	113	148	148	117	123	129
944	UBUHLE PRIMARY SCHOOL	SEDIBENG WEST	321711	PRIMARY	N/A	2	72	121	117	117	121	128	134
945	ZITHA PRIMARY SCHOOL	SEDIBENG WEST	321737	PRIMARY	N/A	2	98	97	125	125	164	173	181
946	ZITHULELE PRIMARY SCHOOL	SEDIBENG WEST	321745	PRIMARY	N/A	1	28	45	45	45	47	50	52
947	BAXOXELE PRIMARY SCHOOL	TSHWANE NORTH	240556	PRIMARY	N/A	4	135	219	183	183	226	238	249
948	DITHABANENG PRIMARY SCHOOL	TSHWANE NORTH	240630	PRIMARY	N/A	2	33	53	87	87	55	58	61
949	DOMINICAN SCHOOL FOR THE DEAF	TSHWANE NORTH	240648	PRIMARY	N/A	3	33	52	40	40	55	58	61
950	ENTOKOZWENI PRIMARY SCHOOL	TSHWANE NORTH	240663	PRIMARY	N/A	2	58	40	83	83	97	102	107
951	FATLHOGANG PRIMARY SCHOOL	TSHWANE NORTH	910367	PRIMARY	N/A	3	91	103	140	140	152	160	168
952	IKHWEZILETHEMBA PRIMARY SCHOOL	TSHWANE NORTH	240754	PRIMARY	N/A	1	32	45	40	40	54	57	60
953	ITIRELENG PRIMARY SCHOOL	TSHWANE NORTH	910568	PRIMARY	N/A	2	62	127	99	99	104	110	115
954	KEKANA PRIMARY SCHOOL	TSHWANE NORTH	910652	PRIMARY	N/A	3	76	134	115	115	127	134	140
955	KGOMBA PRIMARY SCHOOL	TSHWANE NORTH	910686	PRIMARY	N/A	3	98	160	135	135	164	173	181
956	KHENSANI PRIMARY SCHOOL	TSHWANE NORTH	240804	PRIMARY	N/A	5	123	255	186	186	206	217	227
957	KODUMELA PRIMARY SCHOOL	TSHWANE NORTH	240820	PRIMARY	N/A	2	40	74	66	66	67	71	74
958	KUDUBE PRIMARY SCHOOL	TSHWANE NORTH	910777	PRIMARY	N/A	1	29	106	40	40	49	52	54
959	LAERSKOOŁ BOEREFORT	TSHWANE NORTH	230789	PRIMARY	N/A	2	61	121	98	98	102	108	113
960	LAERSKOOŁ EBEN SWEMMER	TSHWANE NORTH	230839	PRIMARY	N/A	2	60	113	98	98	100	105	110
961	LAERSKOOŁ MAGALIESKRUIN	TSHWANE NORTH	240291	PRIMARY	N/A	5	125	187	196	196	209	220	230
962	LAERSKOOŁ MAYVILLE	TSHWANE NORTH	230938	PRIMARY	N/A	3	87	186	160	160	146	154	161
963	LAERSKOOŁ NELLIE SWART	TSHWANE NORTH	220343	PRIMARY	N/A	3	91	134	146	146	152	160	168
964	LAERSKOOŁ PIERNEEF	TSHWANE NORTH	232421	PRIMARY	N/A	3	84	150	111	111	141	149	156
965	LAERSKOOŁ QUEENSWOOD	TSHWANE NORTH	220418	PRIMARY	N/A	3	65	110	79	79	109	115	120
966	LAERSKOOŁ RIETFontein-NOORD	TSHWANE NORTH	220368	PRIMARY	N/A	3	80	150	130	130	134	141	148
967	LAERSKOOŁ RIVIERA	TSHWANE NORTH	230979	PRIMARY	N/A	3	92	145	148	148	154	162	170
968	LAERSKOOŁ STEPHANUS ROOS	TSHWANE NORTH	240317	PRIMARY	N/A	5	126	229	210	210	211	222	232
969	LAERSKOOŁ TOTIUSDAL	TSHWANE NORTH	220392	PRIMARY	N/A	3	70	145	103	103	117	123	129
970	LAERSKOOŁ UNIEFEES	TSHWANE NORTH	240333	PRIMARY	N/A	4	132	171	212	212	221	233	244
971	LAERSKOOŁ VILLIERIA	TSHWANE NORTH	220400	PRIMARY	N/A	4	136	194	218	218	228	240	251
972	LAERSKOOŁ VOORPOS	TSHWANE NORTH	220426	PRIMARY	N/A	4	114	169	180	180	191	201	210
973	LAERSKOOŁ WONDERBOOM	TSHWANE NORTH	240366	PRIMARY	N/A	6	171	276	302	302	286	301	315
974	LAERSKOOŁ WONDERBOOM-SUID	TSHWANE NORTH	231035	PRIMARY	N/A	4	90	100	136	136	151	159	166
975	LEBELO PRIMARY SCHOOL	TSHWANE NORTH	910822	PRIMARY	N/A	2	66	106	99	99	111	117	122
976	LEBONENG PRIMARY SCHOOL	TSHWANE NORTH	910825	PRIMARY	N/A	2	67	140	106	106	112	118	124
977	LEFOFA PRIMARY SCHOOL	TSHWANE NORTH	910836	PRIMARY	N/A	3	106	134	168	168	178	188	197
978	LINDELANI PRIMARY SCHOOL	TSHWANE NORTH	240903	PRIMARY	N/A	2	61	145	95	95	102	108	113
979	LORATONG PRIMARY SCHOOL	TSHWANE NORTH	910926	PRIMARY	N/A	3	97	150	133	133	162	171	179
980	MABU-A-TLOU PRIMARY SCHOOL	TSHWANE NORTH	910962	PRIMARY	N/A	3	71	124	146	146	119	125	131
981	MAFUMBUKA PRIMARY SCHOOL	TSHWANE NORTH	240911	PRIMARY	N/A	3	100	161	167	167	167	176	184
982	MAKGAKKE PRIMARY SCHOOL	TSHWANE NORTH	914038	PRIMARY	N/A	3	102	116	164	164	171	180	188
983	MAROKOLONG PRIMARY SCHOOL	TSHWANE NORTH	911112	PRIMARY	N/A	2	86	119	136	136	144	152	159
984	MAROTOLA PRIMARY SCHOOL	TSHWANE NORTH	911115	PRIMARY	N/A	4	96	148	151	151	161	170	178
985	MASAKHANE PRIMARY SCHOOL	TSHWANE NORTH	914026	PRIMARY	N/A	3	107	161	170	170	179	189	198

No.	Name of School	District	EMIS Number	Primary/ Secondary	Category/Quantile	Number of Practitioners	No. of Learners	Main Appropriation	Adjusted Appropriation	Revised estimate	Medium term estimates		
											R'000		
											2019/20	2020/21	2021/22
986	MMABANA PRIMARY SCHOOL	TSHWANE NORTH	240978	PRIMARY	N/A	3	92	160	133	133	154	162	170
987	MMAMOTSE PRIMARY SCHOOL	TSHWANE NORTH	911225	PRIMARY	N/A	2	60	97	104	104	100	106	110
988	MMATSO PRIMARY SCHOOL	TSHWANE NORTH	911238	PRIMARY	N/A	3	100	153	175	175	167	176	184
989	MOKONYAMA PRIMARY SCHOOL	TSHWANE NORTH	914035	PRIMARY	N/A	3	73	116	117	117	122	129	135
990	MOKONYANA PRIMARY SCHOOL	TSHWANE NORTH	240994	PRIMARY	N/A	3	67	134	107	107	112	118	124
991	MOLEFE MOOKE PRIMARY SCHOOL	TSHWANE NORTH	911336	PRIMARY	N/A	2	74	110	114	114	124	131	137
992	MOSALEDI PRIMARY SCHOOL	TSHWANE NORTH	911394	PRIMARY	N/A	2	54	66	88	88	90	95	99
993	MOTJIBOSANE PRIMARY SCHOOL	TSHWANE NORTH	911424	PRIMARY	N/A	4	105	169	165	165	176	186	195
994	MOTSHGOFADIWA PRIMARY SCHOOL	TSHWANE NORTH	911446	PRIMARY	N/A	4	97	156	210	210	162	171	179
995	MZIMUHLE PRIMARY SCHOOL	TSHWANE NORTH	241000	PRIMARY	N/A	3	80	106	128	128	134	141	148
996	NAMO PRIMARY SCHOOL	TSHWANE NORTH	911487	PRIMARY	N/A	3	90	145	127	127	151	159	166
997	NGHUNCHEKO PRIMARY SCHOOL	TSHWANE NORTH	241018	PRIMARY	N/A	3	77	126	104	104	129	136	142
998	NORTHBRIDGE PRIMARY	TSHWANE NORTH	240374	PRIMARY	N/A	2	62	97	103	103	104	110	115
999	NTSHA PEU PRIMARY SCHOOL	TSHWANE NORTH	241034	PRIMARY	N/A	2	43	81	69	69	72	76	80
1000	ONDERSTEPSPOORT PRIMARY SCHOOL	TSHWANE NORTH	241042	PRIMARY	N/A	2	60	63	96	96	100	105	110
1001	PHAKAMONOLA PRIMARY SCHOOL	TSHWANE NORTH	241075	PRIMARY	N/A	4	145	200	228	228	243	256	268
1002	PHALESANE PRIMARY SCHOOL	TSHWANE NORTH	911626	PRIMARY	N/A	2	80	119	117	117	134	141	148
1003	PHUMZILE PRIMARY SCHOOL	TSHWANE NORTH	241083	PRIMARY	N/A	1	45	29	72	72	75	79	83
1004	PULAMADIBOGO PRIMARY SCHOOL	TSHWANE NORTH	241125	PRIMARY	N/A	4	129	184	207	207	216	228	239
1005	RAIKANA PRIMARY SCHOOL	TSHWANE NORTH	241133	PRIMARY	N/A	3	92	147	117	117	154	162	170
1006	RAPELEGO PRIMARY SCHOOL	TSHWANE NORTH	911754	PRIMARY	N/A	3	100	100	106	106	167	176	184
1007	REDIBONE PRIMARY SCHOOL	TSHWANE NORTH	241141	PRIMARY	N/A	2	56	90	87	87	94	99	104
1008	REDIRILE PRIMARY SCHOOL	TSHWANE NORTH	911852	PRIMARY	N/A	3	88	144	140	140	147	155	162
1009	REFENTSE PRIMARY SCHOOL	TSHWANE NORTH	919000	PRIMARY	N/A	2	60	94	87	87	100	105	110
1010	REFITLHILE PRIMARY SCHOOL	TSHWANE NORTH	911799	PRIMARY	N/A	2	61	74	95	95	102	108	113
1011	RENEILWE PRIMARY SCHOOL	TSHWANE NORTH	911829	PRIMARY	N/A	1	42	48	61	61	70	74	77
1012	RIVONINGO PRIMARY SCHOOL	TSHWANE NORTH	241216	PRIMARY	N/A	4	120	162	194	194	201	212	222
1013	ROBERT HICKS PRIMARY SCHOOL	TSHWANE NORTH	231399	PRIMARY	N/A	3	78	126	120	120	131	138	144
1014	RS MALULEKE PRIMARY SCHOOL	TSHWANE NORTH	241224	PRIMARY	N/A	2	52	110	88	88	87	92	96
1015	SEDIBA-SA-TSEBO PRIMARY SCHOOL	TSHWANE NORTH	241240	PRIMARY	N/A	2	95	160	156	156	159	168	176
1016	SEETSA-SAKGWEDI PRIMARY SCHOOL	TSHWANE NORTH	241257	PRIMARY	N/A	4	100	182	160	160	167	176	184
1017	SEKAMPANENG PRIMARY SCHOOL	TSHWANE NORTH	911931	PRIMARY	N/A	6	220	261	334	334	368	388	406
1018	SELANG PRIMARY SCHOOL	TSHWANE NORTH	911946	PRIMARY	N/A	1	27	48	40	40	45	47	49
1019	SEROTO MMATISHEHLA PRIMARY	TSHWANE NORTH	911971	PRIMARY	N/A	2	47	108	71	71	79	83	87
1020	ST CAMMILUS PRIMARY	TSHWANE NORTH	912018	PRIMARY	N/A	2	63	102	96	96	106	112	117
1021	ST FRANCIS PRIMARY SCHOOL	TSHWANE NORTH	240697	PRIMARY	N/A	3	105	94	168	168	176	186	195
1022	TANE PRIMARY SCHOOL	TSHWANE NORTH	912053	PRIMARY	N/A	3	84	135	132	132	141	149	156
1023	TIAMOKO PRIMARY SCHOOL	TSHWANE NORTH	241380	PRIMARY	N/A	2	55	84	79	79	92	97	102
1024	TLAMAGANYO PRIMARY SCHOOL	TSHWANE NORTH	241414	PRIMARY	N/A	3	85	147	132	132	142	150	157
1025	TSAROGA-PHOKA PRIMARY SCHOOL	TSHWANE NORTH	241448	PRIMARY	N/A	3	63	119	106	106	106	112	117
1026	TSOSOLOSO SPECIAL SCHOOL	TSHWANE NORTH	241489	PRIMARY	N/A	2	3	29	3	3	5	5	5
1027	UTHANDO PRIMARY SCHOOL	TSHWANE NORTH	241505	PRIMARY	N/A	3	94	158	120	120	157	165	173
1028	VUKANI PRIMARY SCHOOL	TSHWANE NORTH	241513	PRIMARY	N/A	2	70	85	114	114	117	123	129
1029	AGNES CHIDI PRIMARY SCHOOL	TSHWANE SOUTH	220525	PRIMARY	N/A	2	49	84	77	77	82	86	90
1030	ANDREW ANTHONY PRIMARY SCHOOL	TSHWANE SOUTH	230011	PRIMARY	N/A	3	94	147	151	151	157	165	173
1031	ARCADIA PRIMARY SCHOOL	TSHWANE SOUTH	230144	PRIMARY	N/A	3	83	132	133	133	139	147	154
1032	BAJABULILE PRIMARY SCHOOL	TSHWANE SOUTH	220533	PRIMARY	N/A	3	94	168	151	151	157	165	173
1033	BALEBOGENG PRIMARY SCHOOL	TSHWANE SOUTH	220541	PRIMARY	N/A	2	77	121	124	124	129	136	142
1034	BAINARENG PRIMARY SCHOOL	TSHWANE SOUTH	231514	PRIMARY	N/A	3	73	121	117	117	122	129	135
1035	BATHABLE PRIMARY FARM SCHOOL	TSHWANE SOUTH	231522	PRIMARY	N/A	4	132	198	212	212	221	233	244
1036	BATHOKWA PRIMARY SCHOOL	TSHWANE SOUTH	231530	PRIMARY	N/A	3	84	115	135	135	141	149	156
1037	BOHLABATSATSI PRIMARY SCHOOL	TSHWANE SOUTH	220558	PRIMARY	N/A	1	38	47	61	61	64	67	70
1038	BOIKGANTSHO PRIMARY SCHOOL	TSHWANE SOUTH	220566	PRIMARY	N/A	3	30	131	48	48	50	53	56
1039	BROOKLYN PRIMARY	TSHWANE SOUTH	210047	PRIMARY	N/A	2	51	97	82	82	85	90	94
1040	BUD MBELLE PRIMARY SCHOOL	TSHWANE SOUTH	231563	PRIMARY	N/A	2	61	116	98	98	102	108	113
1041	BULA-DIKGORO PRIMARY SCHOOL	TSHWANE SOUTH	220574	PRIMARY	N/A	4	132	189	212	212	221	233	244
1042	BURGERH RIGHT PRIMARY SCHOOL	TSHWANE SOUTH	230185	PRIMARY	N/A	4	113	171	181	181	189	199	208
1043	DR IM MONARE PRIMARY SCHOOL	TSHWANE SOUTH	220590	PRIMARY	N/A	2	49	87	79	79	82	88	90

No.	Name of School	District	EMIS Number	Primary/ Secondary	Category/Quantile	Number of Practitioners	No. of Learners	Main Appropriation	Adjusted Appropriation	Revised estimate	Medium term estimates		
								R'000			R'000		
								2019/20			2020/21	2021/22	2022/23
1044	EMASANGWENI PRIMARY SCHOOL	TSHWANE SOUTH	220608	PRIMARY	N/A	4	115	194	184	184	193	203	213
1045	EMTHUNZINI PRIMARY SCHOOL	TSHWANE SOUTH	220616	PRIMARY	N/A	3	84	145	135	135	141	149	156
1046	ERASMIA PRIMARY	TSHWANE SOUTH	230854	PRIMARY	N/A	2	74	110	119	119	124	131	137
1047	ESIKHISINI PRIMARY	TSHWANE SOUTH	231662	PRIMARY	N/A	2	39	85	63	63	65	69	72
1048	EZAZI PRIMARY SCHOOL	TSHWANE SOUTH	220624	PRIMARY	N/A	2	37	74	59	59	62	65	68
1049	F.F. RIBEIRO PRIMARY SCHOOL	TSHWANE SOUTH	220954	PRIMARY	N/A	2	68	106	109	109	114	120	126
1050	FRED MAGARDIE PRIMARY SCHOOL	TSHWANE SOUTH	220038	PRIMARY	N/A	4	145	219	233	233	243	256	268
1051	GLENTANTIA PRIMARY SCHOOL	TSHWANE SOUTH	210120	PRIMARY	N/A	5	142	194	228	228	238	251	263
1052	HAMILTON PRIMARY	TSHWANE SOUTH	230268	PRIMARY	N/A	2	53	87	85	85	89	94	98
1053	HILLSIDE PRIMARY SCHOOL	TSHWANE SOUTH	230029	PRIMARY	N/A	3	89	145	143	143	148	157	164
1054	IMPEDULA PRIMARY	TSHWANE SOUTH	400672	PRIMARY	N/A	6	140	286	225	225	234	247	259
1055	IRENE MIDDLE FARM SCHOOL	TSHWANE SOUTH	211409	PRIMARY	N/A	1	31	50	50	50	52	55	58
1056	ISAAC MORE PRIMARY SCHOOL	TSHWANE SOUTH	231779	PRIMARY	N/A	2	71	110	114	114	119	125	131
1057	J.J. DE JONG PRIMARY	TSHWANE SOUTH	231803	PRIMARY	N/A	3	92	139	148	148	154	162	170
1058	JACARANDA PRIMARY SCHOOL	TSHWANE SOUTH	230045	PRIMARY	N/A	2	79	129	127	127	132	139	146
1059	JAN KOTLOLO PRIMARY SCHOOL	TSHWANE SOUTH	221507	PRIMARY	N/A	2	62	134	99	99	104	110	115
1060	KALAFONG HOSPITAL SCHOOL	TSHWANE SOUTH	231811	PRIMARY	N/A	1	8	48	13	13	13	14	15
1061	KGABO PRIMARY SCHOOL	TSHWANE SOUTH	231829	PRIMARY	N/A	2	38	73	61	61	64	67	70
1062	KOOS MATLI PRIMARY SCHOOL	TSHWANE SOUTH	220723	PRIMARY	N/A	3	94	156	151	151	157	165	173
1063	LA MONTAGNE PRIMARY SCHOOL	TSHWANE SOUTH	221226	PRIMARY	N/A	1	29	48	47	47	49	52	54
1064	LAERKOLL KWAGGASRAND	TSHWANE SOUTH	230920	PRIMARY	N/A	2	60	98	96	96	100	105	110
1065	LAERSKOOLO ANTON VAN WOUW	TSHWANE SOUTH	210633	PRIMARY	N/A	5	117	181	188	188	196	207	217
1066	LAERSKOOLO BAKENKOP	TSHWANE SOUTH	210641	PRIMARY	N/A	6	176	265	282	282	295	311	326
1067	LAERSKOOLO CONSTANTIA PARK	TSHWANE SOUTH	210858	PRIMARY	N/A	10	163	332	294	294	307	324	339
1068	LAERSKOOLO DERDEPOORT	TSHWANE SOUTH	220293	PRIMARY	N/A	4	95	181	152	152	159	168	176
1069	LAERSKOOLO DIE HEUWEL	TSHWANE SOUTH	230821	PRIMARY	N/A	2	55	87	88	88	92	97	102
1070	LAERSKOOLO DORINGKLOOF	TSHWANE SOUTH	210674	PRIMARY	N/A	4	127	216	204	204	213	225	236
1071	LAERSKOOLO ELARDUSPARK	TSHWANE SOUTH	210690	PRIMARY	N/A	10	204	348	327	327	342	360	377
1072	LAERSKOOLO FLEUR	TSHWANE SOUTH	210708	PRIMARY	N/A	3	91	137	146	146	152	160	168
1073	LAERSKOOLO GARSFONTEIN	TSHWANE SOUTH	210716	PRIMARY	N/A	10	260	458	417	417	435	458	480
1074	LAERSKOOLO HENNIPSPARK	TSHWANE SOUTH	211870	PRIMARY	N/A	6	255	377	409	409	427	450	471
1075	LAERSKOOLO HENNOPS RIVIER	TSHWANE SOUTH	232462	PRIMARY	N/A	1	27	106	43	43	45	47	49
1076	LAERSKOOLO JOPIE FOURIE	TSHWANE SOUTH	230904	PRIMARY	N/A	2	42	105	67	67	70	74	77
1077	LAERSKOOLO LINDOPARK	TSHWANE SOUTH	220327	PRIMARY	N/A	5	141	206	226	226	236	249	261
1078	LAERSKOOLO LOUIS LEIPOLDT	TSHWANE SOUTH	210732	PRIMARY	N/A	5	161	248	258	258	270	285	298
1079	LAERSKOOLO LYNNWOOD	TSHWANE SOUTH	210740	PRIMARY	N/A	5	136	231	218	218	228	240	251
1080	LAERSKOOLO MENLOPARK	TSHWANE SOUTH	210757	PRIMARY	N/A	6	95	187	152	152	159	168	176
1081	LAERSKOOLO MEYERSPARK	TSHWANE SOUTH	220335	PRIMARY	N/A	4	119	210	191	191	199	210	220
1082	LAERSKOOLO MONUMENT PARK	TSHWANE SOUTH	210765	PRIMARY	N/A	5	142	242	228	228	238	251	263
1083	LAERSKOOLO OOST-EIND	TSHWANE SOUTH	230946	PRIMARY	N/A	4	76	176	125	125	131	138	144
1084	LAERSKOOLO PARATUS PRIMARY SCHOOL	TSHWANE SOUTH	210781	PRIMARY	N/A	3	82	95	132	132	137	144	151
1085	LAERSKOOLO PRETORIA-OOS	TSHWANE SOUTH	230961	PRIMARY	N/A	2	56	134	90	90	94	99	104
1086	LAERSKOOLO ROOIHUISKRAAL	TSHWANE SOUTH	210807	PRIMARY	N/A	9	179	362	287	287	300	316	331
1087	LAERSKOOLO SILVERTON	TSHWANE SOUTH	220376	PRIMARY	N/A	4	112	189	180	180	188	198	207
1088	LAERSKOOLO SIMON BEKKER	TSHWANE SOUTH	230995	PRIMARY	N/A	3	91	131	146	146	152	160	168
1089	LAERSKOOLO SKULKRANS	TSHWANE SOUTH	220384	PRIMARY	N/A	4	104	163	167	167	174	183	192
1090	LAERSKOOLO SWARTKOP	TSHWANE SOUTH	210815	PRIMARY	N/A	4	107	152	172	172	179	189	198
1091	LAERSKOOLO UITSIG	TSHWANE SOUTH	210831	PRIMARY	N/A	4	119	197	191	191	199	210	220
1092	LAERSKOOLO WESPARK	TSHWANE SOUTH	231027	PRIMARY	N/A	2	59	95	95	95	99	104	109
1093	LAERSKOOLO WIERDAPARK	TSHWANE SOUTH	210856	PRIMARY	N/A	9	204	384	327	327	342	360	377
1094	LAERSKOOLO VALHALLA VALHALLIESPARK	TSHWANE SOUTH	210849	PRIMARY	N/A	3	95	108	152	152	159	168	176
1095	LAEZONIA PRIMARY SCHOOL	TSHWANE SOUTH	400554	PRIMARY	N/A	3	90	147	144	144	151	159	166
1096	LAUDIM HEIGHTS PRIMARY	TSHWANE SOUTH	230052	PRIMARY	N/A	2	56	103	90	90	94	99	104
1097	LAUDIM PRIMARY SCHOOL	TSHWANE SOUTH	230060	PRIMARY	N/A	1	33	53	53	53	55	58	61
1098	LEGORA PRIMARY SCHOOL	TSHWANE SOUTH	221390	PRIMARY	N/A	6	117	282	188	188	196	207	217
1099	LYNNWOOD RIDGE PRIMARY SCHOOL	TSHWANE SOUTH	210898	PRIMARY	N/A	4	56	116	90	90	94	99	104
1100	LYTTLETON PRIMARY SCHOOL	TSHWANE SOUTH	210914	PRIMARY	N/A	3	85	132	136	136	142	150	157
1101	MABAFENG PRIMARY SCHOOL	TSHWANE SOUTH	231878	PRIMARY	N/A	1	33	61	53	53	56	58	61

No.	Name of School	District	EMIS Number	Primary/ Secondary	Category/Quantile	Number of Practitioners	No. of Learners	Main Appropriation	Adjusted Appropriation	Revised estimate	Medium term estimates		
								R'000			R'000		
								2019/20			2020/21	2021/22	2022/23
1102	MAHLAHE PRIMARY SCHOOL	TSHWANE SOUTH	231884	PRIMARY	N/A	3	99	163	159	159	166	175	183
1103	MAHLASEDI MASANA PRIMARY SCHOOL	TSHWANE SOUTH	221283	PRIMARY	N/A	6	226	353	363	363	379	399	416
1104	MAHUBE VALLEY PRIMARY SCHOOL	TSHWANE SOUTH	400520	PRIMARY	N/A	3	91	158	146	146	152	160	168
1105	MAKGATHO PRIMARY SCHOOL	TSHWANE SOUTH	231902	PRIMARY	N/A	4	82	194	132	132	137	144	151
1106	MAKGWARANENG PRIMARY SCHOOL	TSHWANE SOUTH	231910	PRIMARY	N/A	2	43	53	69	69	72	76	80
1107	MAMELODI FAR EAST PRIMARY SCHOOL/SEDIKA SA THUTO	TSHWANE SOUTH	400518	PRIMARY	N/A	5	135	268	217	217	228	238	249
1108	MAREMATLOU PRIMARY SCHOOL	TSHWANE SOUTH	231936	PRIMARY	N/A	1	28	63	45	45	47	50	52
1109	MASIZANE PRIMARY SCHOOL	TSHWANE SOUTH	231944	PRIMARY	N/A	3	88	139	141	141	147	155	162
1110	MATSEKE PRIMARY SCHOOL	TSHWANE SOUTH	231951	PRIMARY	N/A	3	66	118	106	106	111	117	122
1111	MEETSE A BOPHELO PRIMARY SCHOOL	TSHWANE SOUTH	221482	PRIMARY	N/A	4	155	176	249	249	260	274	287
1112	MOGALE PRIMARY SCHOOL	TSHWANE SOUTH	220863	PRIMARY	N/A	4	124	192	199	199	208	219	229
1113	MONONONG PRIMARY SCHOOL	TSHWANE SOUTH	220871	PRIMARY	N/A	1	24	50	38	38	40	42	44
1114	MORAKOMA PRIMARY SCHOOL	TSHWANE SOUTH	220889	PRIMARY	N/A	1	12	48	19	19	20	21	22
1115	MORETELE PRIMARY SCHOOL	TSHWANE SOUTH	220897	PRIMARY	N/A	2	46	140	77	77	80	84	88
1116	MOTHEO PRIMARY SCHOOL	TSHWANE SOUTH	220905	PRIMARY	N/A	1	30	56	48	48	50	53	55
1117	MOTSWEDING PRIMARY SCHOOL	TSHWANE SOUTH	232017	PRIMARY	N/A	2	49	94	79	79	82	86	90
1118	MVELEDZO PRIMARY SCHOOL	TSHWANE SOUTH	220913	PRIMARY	N/A	2	59	84	95	95	99	104	109
1119	NANTES PRIMARY SCHOOL	TSHWANE SOUTH	220046	PRIMARY	N/A	4	114	187	183	183	191	201	210
1120	NDIMA PRIMARY SCHOOL	TSHWANE SOUTH	220947	PRIMARY	N/A	2	87	129	140	140	146	154	161
1121	NELLMAPUS EXT 6 PRIMARY SCHOOL	TSHWANE SOUTH	400775	PRIMARY	N/A	4	120	211	192	192	201	212	222
1122	NELLMAPUS PRIMARY SCHOOL	TSHWANE SOUTH	221432	PRIMARY	N/A	5	153	216	245	245	256	270	283
1123	NORRIDGE PARK PRIMARY SCHOOL	TSHWANE SOUTH	220053	PRIMARY	N/A	3	79	144	127	127	132	139	146
1124	NWA MHINGA PRIMARY SCHOOL	TSHWANE SOUTH	232041	PRIMARY	N/A	3	67	144	107	107	112	118	124
1125	NWA-VANGANI PRIMARY SCHOOL	TSHWANE SOUTH	220939	PRIMARY	N/A	1	43	66	69	69	72	76	80
1126	OLIEVENHOUTBOSCH PRIMARY SCHOOL	TSHWANE SOUTH	400329	PRIMARY	N/A	3	89	143	143	143	149	157	164
1127	ORIFILE PRIMARY	TSHWANE SOUTH	400590	PRIMARY	N/A	3	87	118	140	140	146	154	161
1128	PATOGENG PRIMARY SCHOOL	TSHWANE SOUTH	232082	PRIMARY	N/A	3	83	160	133	133	139	147	154
1129	PFUNZO NDI TSHEDZA PRIMARY	TSHWANE SOUTH	221515	PRIMARY	N/A	4	122	200	196	196	204	215	225
1130	PHELADI NAKENE PRIMARY	TSHWANE SOUTH	220970	PRIMARY	N/A	2	28	87	45	45	47	50	52
1131	PHILENA MIDDLE FARM SCHOOL	TSHWANE SOUTH	232132	PRIMARY	N/A	3	93	169	149	149	156	164	172
1132	PHUTHADITSHABA PRIMARY	TSHWANE SOUTH	232661	PRIMARY	N/A	4	119	189	191	191	199	210	220
1133	PRETORIA PRIMARY SCHOOL	TSHWANE SOUTH	400278	PRIMARY	N/A	4	65	181	104	104	109	115	120
1134	PS FOURIE PRIMARY SCHOOL	TSHWANE SOUTH	220061	PRIMARY	N/A	3	91	145	146	146	152	160	168
1135	PULA DIFATE PRIMARY	TSHWANE SOUTH	220996	PRIMARY	N/A	2	62	87	99	99	104	110	115
1136	RAMAHLALE PRIMARY SCHOOL	TSHWANE SOUTH	221440	PRIMARY	N/A	3	97	181	156	156	162	171	179
1137	REPENTSE PRIMARY SCHOOL	TSHWANE SOUTH	221002	PRIMARY	N/A	2	30	66	48	48	50	53	55
1138	RETHAKGETSE PRIMARY SCHOOL	TSHWANE SOUTH	221036	PRIMARY	N/A	2	61	121	98	98	102	108	113
1139	SEAPARANKWE PRIMARY SCHOOL	TSHWANE SOUTH	232231	PRIMARY	N/A	2	55	115	88	88	92	97	102
1140	SHIRINDA PRIMARY SCHOOL	TSHWANE SOUTH	221077	PRIMARY	N/A	2	32	105	51	51	54	57	60
1141	SIKHANYISELE PRIMARY SCHOOL	TSHWANE SOUTH	221093	PRIMARY	N/A	2	46	66	74	74	77	81	85
1142	SINDAWONYE PRIMARY SCHOOL	TSHWANE SOUTH	221085	PRIMARY	N/A	1	37	58	59	59	62	65	68
1143	SONITUSKOO	TSHWANE SOUTH	220517	PRIMARY	N/A	3	6	29	10	10	10	11	12
1144	SPRINGVALE PRIMARY SCHOOL	TSHWANE SOUTH	211060	PRIMARY	N/A	5	148	237	237	237	248	261	273
1145	ST ANNES PRIMARY SCHOOL	TSHWANE SOUTH	232256	PRIMARY	N/A	2	55	103	88	88	92	97	102
1146	SUNNYSIDE PRIMARY SCHOOL	TSHWANE SOUTH	231423	PRIMARY	N/A	4	108	147	173	173	181	191	200
1147	THOHO-YA-NDJOU PRIMARY SCHOOL	TSHWANE SOUTH	232272	PRIMARY	N/A	4	143	227	229	229	240	253	265
1148	TLAKUKANI PRIMARY SCHOOL	TSHWANE SOUTH	221135	PRIMARY	N/A	1	30	53	48	48	50	53	55
1149	TRANSORANJE SCHOOL OF THE DEAF	TSHWANE SOUTH	231456	PRIMARY	N/A	3	35	21	56	56	59	62	65
1150	TSEHOGATSONG SPECIAL SCHOOL	TSHWANE SOUTH	221408	PRIMARY	N/A	2	15	106	24	24	25	26	27
1151	TSHIMOLLO PRIMARY SCHOOL	TSHWANE SOUTH	221150	PRIMARY	N/A	1	30	58	48	48	50	53	55
1152	UMTHOMBO PRIMARY SCHOOL	TSHWANE SOUTH	221168	PRIMARY	N/A	2	37	61	59	59	62	65	68
1153	UOANE PRIMARY SCHOOL	TSHWANE SOUTH	221176	PRIMARY	N/A	3	54	79	87	87	90	95	99
1154	VALHALLA PRIMARY SCHOOL	TSHWANE SOUTH	221185	PRIMARY	N/A	3	31	124	50	50	52	55	58
1155	VUKAUZENZELE PRIMARY SCHOOL	TSHWANE SOUTH	221523	PRIMARY	N/A	3	113	132	181	181	189	199	208
1156	WALTER SISULU PRIMARY SCHOOL	TSHWANE SOUTH	212267	PRIMARY	N/A	3	86	142	138	138	144	152	159
1157	WALTON JAMESON PRIMARY SCHOOL	TSHWANE SOUTH	232306	PRIMARY	N/A	2	70	102	112	112	117	123	129
1158	WATERKLOOF PRIMARY	TSHWANE SOUTH	211219	PRIMARY	N/A	2	46	77	74	74	77	81	85
1159	ZAKHELE PRIMARY SCHOOL	TSHWANE SOUTH	221200	PRIMARY	N/A	1	41	71	66	66	69	73	76

No.	Name of School	District	EMIS Number	Primary/ Secondary	Category/Quantile	Number of Practitioners	No. of Learners	Main Appropriation	Adjusted Appropriation	Revised estimate	Medium term estimates		
								R'000			R'000		
								2019/20			2020/21	2021/22	2022/23
1160	ZAMINTUTHUKO PRIMARY SCHOOL	TSHWANE SOUTH	221218	PRIMARY	N/A	2	72	102	115	115	121	128	134
1161	ZODWA SCHOOL FOR MENTALLY HANDICAPPED	TSHWANE SOUTH	232330	PRIMARY	N/A	1	18	18	29	29	30	32	34
1162	ST. JOSEPH KULANI	TSHWANE WEST	910790	PRIMARY	N/A	5	167	160	268	268	280	295	309
1163	A RE THABENG PRIMARY SCHOOL	TSHWANE WEST	240499	PRIMARY	N/A	4	107	100	172	172	179	189	198
1164	AYANDA PRIMARY SCHOOL	TSHWANE WEST	240515	PRIMARY	N/A	3	68	176	109	109	114	120	126
1165	BACHANA MOKOENA INTERMEDIATE SCHOOL	TSHWANE WEST	915064	PRIMARY	N/A	4	72	139	115	115	121	128	134
1166	BAGALE PRIMARY SCHOOL	TSHWANE WEST	400581	PRIMARY	N/A	5	153	240	245	245	256	270	283
1167	BODUBELO PRIMARY SCHOOL	TSHWANE WEST	910126	PRIMARY	N/A	3	77	113	124	124	129	136	142
1168	BOIKANYO PRIMARY SCHOOL	TSHWANE WEST	910139	PRIMARY	N/A	5	152	274	244	244	255	269	282
1169	BOKAMOSO PRIMARY SCHOOL	TSHWANE WEST	241810	PRIMARY	N/A	4	145	194	233	233	243	256	268
1170	BOTSALO PRIMARY SCHOOL	TSHWANE WEST	910214	PRIMARY	N/A	3	52	100	83	83	87	92	96
1171	BRINDHAVEN PRIMARY SCHOOL	TSHWANE WEST	232687	PRIMARY	N/A	4	134	174	215	215	224	236	247
1172	CAPITAL PARK PRIMARY SCHOOL	TSHWANE WEST	230193	PRIMARY	N/A	2	45	73	72	72	75	79	83
1173	DIKAGO DINTLE PRIMARY SCHOOL	TSHWANE WEST	910274	PRIMARY	N/A	3	41	106	66	66	69	73	76
1174	DIKAKOLOGO PRIMARY SCHOOL	TSHWANE WEST	910276	PRIMARY	N/A	3	89	145	143	143	149	157	164
1175	DIMAKATSO PRIMARY SCHOOL	TSHWANE WEST	241109	PRIMARY	N/A	2	74	111	119	119	124	131	137
1176	DITSHABA PRIM SCHOOL	TSHWANE WEST	910314	PRIMARY	N/A	2	30	81	48	48	50	53	55
1177	EDWIN MOALUSI PRIMARY SCHOOL(MABOPANE)	TSHWANE WEST	910350	PRIMARY	N/A	2	67	92	107	107	112	118	124
1178	EMA PRIMARY SCHOOL(MABOPANE)	TSHWANE WEST	910355	PRIMARY	N/A	3	76	144	122	122	127	134	140
1179	GONTSE PRIMARY SCHOOL	TSHWANE WEST	241852	PRIMARY	N/A	5	134	210	215	215	224	236	247
1180	IKAGENG PRIM SCHOOL	TSHWANE WEST	910524	PRIMARY	N/A	2	38	66	61	61	64	67	70
1181	IKELENG PRIMARY SCHOOL	TSHWANE WEST	910531	PRIMARY	N/A	7	198	252	318	318	332	350	366
1182	ITSENG PRIMARY SCHOOL	TSHWANE WEST	910574	PRIMARY	N/A	4	115	182	184	184	193	203	213
1183	ITUMELENG MADIBA PRIMARY SCHOOL	TSHWANE WEST	241802	PRIMARY	N/A	5	110	155	176	176	184	194	203
1184	KGOTLELELANG PRIMARY SCHOOL	TSHWANE WEST	240788	PRIMARY	N/A	5	121	189	194	194	203	214	224
1185	KOPA-DILALELO PRIMARY SCHOOL	TSHWANE WEST	910761	PRIMARY	N/A	2	43	63	69	69	72	76	80
1186	KUTUNG PRIMARY SCHOOL	TSHWANE WEST	240861	PRIMARY	N/A	2	65	94	104	104	109	115	120
1187	LAERSKOOLO HERMANSTAD	TSHWANE WEST	230896	PRIMARY	N/A	3	61	121	98	98	102	108	113
1188	LAERSKOOLO TUNIE	TSHWANE WEST	231001	PRIMARY	N/A	3	97	121	156	156	162	171	179
1189	LAERSKOOLO WESTERLIG	TSHWANE WEST	230813	PRIMARY	N/A	2	52	79	83	83	87	92	96
1190	LAERSKOOLO BERSIG	TSHWANE WEST	230771	PRIMARY	N/A	2	63	105	101	101	106	112	117
1191	LAERSKOOLO BOOYSENS	TSHWANE WEST	230797	PRIMARY	N/A	3	158	239	253	253	265	279	292
1192	LAERSKOOLO BROEDERSTROOM /FARM	TSHWANE WEST	230805	PRIMARY	N/A	1	22	61	35	35	37	39	41
1193	LAERSKOOLO DANIE MALAN	TSHWANE WEST	240267	PRIMARY	N/A	3	89	144	143	143	149	157	164
1194	LAERSKOOLO GENIERAL JACQUES PIENAAR	TSHWANE WEST	230870	PRIMARY	N/A	2	55	97	88	88	92	97	102
1195	LAERSKOOLO GENERAL NICOLAS SMIT	TSHWANE WEST	230888	PRIMARY	N/A	5	215	236	345	345	360	379	397
1196	LAERSKOOLO KAMEELDRIFF /FARM	TSHWANE WEST	230912	PRIMARY	N/A	2	51	76	82	82	85	90	94
1197	LAERSKOOLO RACHEL de BEER	TSHWANE WEST	240309	PRIMARY	N/A	2	50	90	80	80	84	89	93
1198	LAERSKOOLO SAMSPAN	TSHWANE WEST	230967	PRIMARY	N/A	2	46	89	74	74	77	81	85
1199	LAERSKOOLO VISSERHOEK /FARM	TSHWANE WEST	240341	PRIMARY	N/A	1	22	45	35	35	37	39	41
1200	LAERSKOOLO VOORTREKKER-EEUFEES	TSHWANE WEST	240358	PRIMARY	N/A	3	80	158	128	128	134	141	148
1201	LEBOGANG PS	TSHWANE WEST	910624	PRIMARY	N/A	2	60	102	96	96	100	105	110
1202	LESEDI POTLANA PRIMARY SCHOOL	TSHWANE WEST	240887	PRIMARY	N/A	2	46	74	74	74	77	81	85
1203	LESEDI PRIMARY	TSHWANE WEST	241844	PRIMARY	N/A	2	54	87	87	87	90	95	99
1204	LESEGO PRIMARY SCHOOL	TSHWANE WEST	910876	PRIMARY	N/A	2	42	102	67	67	70	74	77
1205	LESOLANG PRIMARY SCHOOL	TSHWANE WEST	910681	PRIMARY	N/A	3	82	131	132	132	137	144	151
1206	LOTUS GARDENS PRIMARY SCHOOL	TSHWANE WEST	400154	PRIMARY	N/A	3	89	137	143	143	149	157	164
1207	LOWE INTERMEDIATE SCHOOL	TSHWANE WEST	910937	PRIMARY	N/A	3	80	97	128	128	134	141	148
1208	MAHLWARENG PRIMARY SCHOOL	TSHWANE WEST	911001	PRIMARY	N/A	4	121	168	194	194	203	214	224
1209	MANAMELONG PRIMARY SCHOOL	TSHWANE WEST	911067	PRIMARY	N/A	4	120	213	192	192	201	212	222
1210	MAROPENG PRIMARY SCHOOL	TSHWANE WEST	911114	PRIMARY	N/A	3	61	142	98	98	102	108	113
1211	MARULA PRIMARY SCHOOL	TSHWANE WEST	911120	PRIMARY	N/A	3	80	148	128	128	134	141	148
1212	MATHAGA PRIMARY SCHOOL	TSHWANE WEST	240937	PRIMARY	N/A	2	69	113	111	111	116	122	128
1213	MATLAPENG PRIMARY	TSHWANE WEST	400582	PRIMARY	N/A	4	124	200	199	199	208	219	229
1214	MEETSENG PRIMARY SCHOOL	TSHWANE WEST	240952	PRIMARY	N/A	3	87	108	140	140	146	154	161
1215	MERAFENG PS	TSHWANE WEST	911187	PRIMARY	N/A	3	74	144	119	119	124	131	137
1216	MLOKOTWA-DUBE PRIMARY SCHOOL	TSHWANE WEST	911205	PRIMARY	N/A	4	130	181	209	209	218	230	241
1217	MODISELLE PRIMARY SCHOOL	TSHWANE WEST	911288	PRIMARY	N/A	6	140	248	225	225	234	247	259

No.	Name of School	District	EMIS Number	Primary/ Secondary	Category/Quantile	Number of Practitioners	No. of Learners	Main Appropriation	Adjusted Appropriation	Revised estimate	Medium term estimates		
								R'000			R'000		
								2019/20			2020/21	2021/22	2022/23
1218	MORULA VIEW PRIMARY SCHOOL	TSHWANE WEST	911388	PRIMARY	N/A	2	68	108	109	109	114	120	126
1219	NONG PRIMARY SCHOOL	TSHWANE WEST	911520	PRIMARY	N/A	2	58	97	93	93	97	102	107
1220	OMAR EBRAHIM LOTUS GARDENS	TSHWANE WEST	230086	PRIMARY	N/A	2	65	108	104	104	109	115	120
1221	PHILEMON MONTSHO PRIMARY SCHOOL	TSHWANE WEST	911638	PRIMARY	N/A	5	124	190	199	199	208	219	229
1222	PHUTHANANG PRIMARY SCHOOL	TSHWANE WEST	241091	PRIMARY	N/A	2	52	88	83	83	87	92	96
1223	RADINEO PRIMARY SCHOOL	TSHWANE WEST	911703	PRIMARY	N/A	2	34	84	55	55	57	60	63
1224	RAKALE-THABONG	TSHWANE WEST	911707	PRIMARY	N/A	3	88	92	141	141	147	156	162
1225	REARABETSWI PRIMARY SCHOOL	TSHWANE WEST	241828	PRIMARY	N/A	2	62	100	99	99	104	110	115
1226	REATLEGILE PRIM SCHOOL	TSHWANE WEST	914265	PRIMARY	N/A	2	61	81	98	98	102	108	113
1227	REFALOTSE PRIMARY SCHOOL	TSHWANE WEST	911794	PRIMARY	N/A	5	120	171	192	192	201	212	222
1228	REFILWE PRIMARY	TSHWANE WEST	911798	PRIMARY	N/A	3	92	134	148	148	154	162	170
1229	REFITHILE PELE PRIMARY SCHOOL	TSHWANE WEST	241158	PRIMARY	N/A	3	81	137	130	130	136	143	150
1230	REIMOLOTSEW PRIMARY SCHOOL	TSHWANE WEST	911807	PRIMARY	N/A	3	106	179	170	170	178	188	197
1231	REKOPANTSE PRIMARY	TSHWANE WEST	911471	PRIMARY	N/A	3	78	132	125	125	131	138	144
1232	RETILILEPILE PRIMARY SCHOOL	TSHWANE WEST	911845	PRIMARY	N/A	1	42	56	67	67	70	74	77
1233	RODNEY MOKOENA PREPARATORY SCHOOL	TSHWANE WEST	241166	PRIMARY	N/A	4	93	166	149	149	156	164	172
1234	ROSSLYN PRIMARY SCHOOL	TSHWANE WEST	400699	PRIMARY	N/A	2	62	97	99	99	104	110	115
1235	SELELO PRIMARY SCHOOL	TSHWANE WEST	911950	PRIMARY	N/A	4	85	134	104	104	109	115	120
1236	SHALOM PRIMARY SCHOOL	TSHWANE WEST	241753	PRIMARY	N/A	5	136	188	218	218	228	240	251
1237	SIAMISANG PRIMARY SCHOOL	TSHWANE WEST	911994	PRIMARY	N/A	3	97	179	156	156	162	171	179
1238	SINOOBILE PRIMARY SCHOOL	TSHWANE WEST	241761	PRIMARY	N/A	4	98	174	157	157	164	173	181
1239	SOSHAGAAN PRIMARY SCHOOL	TSHWANE WEST	912016	PRIMARY	N/A	3	74	97	119	119	124	131	137
1240	SUNVALLEY PRIMARY SCHOOL	TSHWANE WEST	912039	PRIMARY	N/A	2	80	106	128	128	134	141	148
1241	TIDIMALONG PRIMARY SCHOOL	TSHWANE WEST	912133	PRIMARY	N/A	3	89	123	111	111	116	122	128
1242	TIM MODISE PRIMARY SCHOOL	TSHWANE WEST	913626	PRIMARY	N/A	2	42	76	67	67	70	74	77
1243	TIFLUXENI PRIMARY SCHOOL	TSHWANE WEST	241398	PRIMARY	N/A	4	104	148	167	167	174	183	192
1244	TLOTLO MPHQ PRIMARY SCHOOL	TSHWANE WEST	912187	PRIMARY	N/A	2	60	94	96	96	100	105	110
1245	TOKYO SEXWALE MIDDLE SCHOOL	TSHWANE WEST	910678	PRIMARY	N/A	4	141	198	226	226	236	249	261
1246	VUKOSI PRIMARY SCHOOL	TSHWANE WEST	241521	PRIMARY	N/A	3	99	161	159	159	166	175	183
1247	FUNDA UJABULE INST ECD	JOHANNESBURG CENTRAL	400309	PRIMARY	N/A	2	72	90	115	115	121	128	134
1248	SIVELILE P.S	JOHANNESBURG WEST	140954	PRIMARY	N/A	3	138	186	162	162	231	243	254
1249	SANDILE PRIMARY SCHOOL	GAUTENG WEST	251827	PRIMARY	N/A	2	40	65	64	64	67	71	74
1250	LAERSKOOLO AVANTE	GAUTENG WEST	270322	PRIMARY	N/A	4	54	87	87	87	90	95	99
1251	LAERSKOOLO BREDELL	EKURHULENI NORTH	260331	PRIMARY	N/A	2	37	52	59	59	62	65	68
1252	MENZI PRIMARY SCHOOL	GAUTENG EAST	400234	PRIMARY	N/A	5	152	237	244	244	255	269	282
1253	HAMMANSKRAAL WEST PRIMARY SCHOOL	TSHWANE NORTH	400207	PRIMARY	N/A	4	118	177	196	196	198	209	219
1254	SIPHETHU PRIMARY	EKURHULENI NORTH	311506	PRIMARY	N/A	3	102	150	164	164	171	180	188
1255	DENVER PRIMARY SCHOOL	JOHANNESBURG EAST	400541	PRIMARY	N/A	2	64	119	53	53	107	113	118
1256	JOHANNESBURG HOSPITAL SCHOOL	JOHANNESBURG EAST	132340	PRIMARY	N/A	1	8	11	10	10	13	14	15
1257	MAMBO PRIMARY SCHOOL	JOHANNESBURG CENTRAL	110973	PRIMARY	N/A	2	55	68	88	88	92	97	102
1258	EMADELWENI PRIMARY SCHOOL	JOHANNESBURG CENTRAL	121285	PRIMARY	N/A	2	89	123	111	111	116	122	128
1259	HOPE LSEN	JOHANNESBURG NORTH	130534	PRIMARY	N/A	1	20	160	32	32	33	35	37
1260	THULASIZWE SCHOOL FOR AUSTISTIC LEARNERS	JOHANNESBURG WEST	133165	PRIMARY	N/A	1	14	13	13	13	23	24	25
1261	GOEDEHOOP PRIMARY SCHOOL	EKURHULENI SOUTH	160036	PRIMARY	N/A	2	84	118	141	141	141	149	156
1262	LAERSKOOLO ELANDIA	EKURHULENI SOUTH	160903	PRIMARY	N/A	1	33	37	72	72	55	58	61
1263	PRIMROSE PRIMARY SCHOOL	EKURHULENI NORTH	161349	PRIMARY	N/A	2	62	97	99	99	104	110	115
1264	IRENE PRIMARY SCHOOL	TSHWANE SOUTH	210286	PRIMARY	N/A	3	68	113	109	109	114	120	126
1265	LAERSKOOLO EENDRACHT	TSHWANE WEST	230847	PRIMARY	N/A	2	60	94	96	96	100	105	110
1266	LAERSKOOLO TUINRAND	TSHWANE WEST	231019	PRIMARY	N/A	2	45	97	72	72	75	79	83
1267	PROSPECTUS NOVUS SCHOOL	TSHWANE NORTH	231365	PRIMARY	N/A	2	15	32	21	21	25	26	27
1268	HAAKDOORN PRIMARY SCHOOL	TSHWANE NORTH	240275	PRIMARY	N/A	4	120	189	192	192	201	212	222
1269	LAERSKOOLO IMPALA	EKURHULENI NORTH	260364	PRIMARY	N/A	6	158	308	253	253	265	279	292
1270	LAERSKOOLO MOOFONTEIN	EKURHULENI NORTH	260414	PRIMARY	N/A	2	90	152	144	144	151	159	166
1271	MADIBATLOU MIDDLE SCHOOL	EKURHULENI NORTH	261537	PRIMARY	N/A	5	132	236	212	212	221	233	244
1272	WESTONARIA PRIMARY SCHOOL	GAUTENG WEST	270587	PRIMARY	N/A	2	60	97	96	96	100	105	110
1273	ACTONVILLE PRIMARY SCHOOL	EKURHULENI NORTH	310045	PRIMARY	N/A	3	104	179	167	167	174	183	192
1274	BENONI JUNIOR SCHOOL	EKURHULENI NORTH	310177	PRIMARY	N/A	2	87	242	141	141	146	154	161
1275	BAFO CHIKO PRIMARY SCHOOL	GAUTENG EAST	310888	PRIMARY	N/A	5	118	203	189	189	198	209	219

No.	Name of School	District	EMIS Number	Primary/ Secondary	Category/Quantile	Number of Practitioners	No. of Learners	Main Appropriation	Adjusted Appropriation	Revised estimate	Medium term estimates		
								R'000			R'000		
								2019/20			2020/21	2021/22	2022/23
1276	BAKERTON PRIMARY SCHOOL	GAUTENG EAST	400060	PRIMARY	N/A	1	31	50	50	50	52	55	58
1277	MPUMELELO PRIMARY SCHOOL	EKURHULENI NORTH	400079	PRIMARY	N/A	4	120	179	184	184	201	212	222
1278	GELUKSDAL PRIMARY SCHOOL	GAUTENG EAST	400515	PRIMARY	N/A	3	104	171	167	167	174	183	192
1279	BUHLE PARK PRIMARY	EKURHULENI SOUTH	400242	PRIMARY	N/A	4	111	145	151	151	186	196	205
1280	DOORNPOORT PRIMARY SCHOOL	TSHWANE NORTH	400397	PRIMARY	N/A	2	60	103	212	212	100	105	110
1281	THORNTREE PRIMARY SCHOOL	TSHWANE WEST	400527	PRIMARY	N/A	4	124	192	199	199	208	219	229
1282	KWANELE PRIMARY SCHOOL	EKURHULENI SOUTH	400536	PRIMARY	N/A	6	160	265	257	257	268	282	295
1283	IKETLENG PRIMARY SCHOOL	TSHWANE NORTH	400776	PRIMARY	N/A	6	145	240	290	290	243	256	268
1284	KAJANA PRIMARY SCHOOL	JOHANNESBURG SOUTH	400778	PRIMARY	N/A	2	91	50	133	133	152	160	168
1285	RATANDA BERTHA GOWA PRIMAR SCHOOL	SEDIBENG EAST	400795	PRIMARY	N/A	3	89	144	143	143	149	157	164
1286	SILINDOKHLE PRIMARY SCHOOL	GAUTENG EAST	400802	PRIMARY	N/A	5	195	247	313	313	327	345	361
1287	CHIEF ALBERT LUTHULI PRIMARY SCHOOL NO 2	EKURHULENI NORTH	400894	PRIMARY	N/A	5	147	192	252	252	246	259	271
1288	GA/RANGKUWA PRIMARY SHOO	TSHWANE WEST	400909	PRIMARY	N/A	8	204	289	327	327	342	360	377
1289	THABA PRIMARY SCHOOL	TSHWANE WEST	912069	PRIMARY	N/A	3	44	106	71	71	74	78	82
1290	KINGSWAY INTERMEDIATE SCHOOL	EKURHULENI NORTH	311662	PRIMARY	N/A	3	101	148	189	189	169	178	186
1291	WEIRDA PARK PRIMARY	TSHWANE SOUTH	400808	PRIMARY	N/A	2	57	103	91	91	95	100	105
1292	MEREDALE PRIMARY SCHOOL	JOHANNESBURG CENTRAL	120632	PRIMARY	N/A	5	136	219	218	218	228	240	251
1293	JEPPE HIGH PREPARATORY SCHOOL	JOHANNESBURG EAST	130658	PRIMARY	N/A	1	27	48	43	43	45	47	49
1294	TROYEVILLE PRIMARY SCHOOL	JOHANNESBURG EAST	131714	PRIMARY	N/A	1	30	47	48	48	50	53	55
1295	FAIRWAVES PRIMARY SCHOOL	JOHANNESBURG EAST	150425	PRIMARY	N/A	2	38	52	51	51	64	67	70
1296	RANDBURG CLINIC SCHOOL LSEN	JOHANNESBURG NORTH	151290	PRIMARY	N/A	2	20	53	32	32	33	35	37
1297	HORIZON VIEW PRIMARY SCHOOL	JOHANNESBURG WEST	250175	PRIMARY	N/A	1	35	81	71	71	59	62	65
1298	LAERSKOOL BRAKPAN OOS	GAUTENG EAST	310458	PRIMARY	N/A	2	66	97	106	106	111	117	122
1299	LAERSKOOL VRYHEIDSMOUMENT	SEDIBENG EAST	330460	PRIMARY	N/A	4	130	166	209	209	218	230	241
1300	DULCIE SEPTEMBER PRIMARY SCHOOL	JOHANNESBURG EAST	400533	PRIMARY	N/A	2	66	106	106	106	111	117	122
1301	BRIXTON PRIMARY SCHOOL	JOHANNESBURG NORTH	400662	PRIMARY	N/A	3	88	121	141	141	147	155	162
1302	NOORDWYK PRIMARY SCHOOL	JOHANNESBURG EAST	400684	PRIMARY	N/A	2	63	97	99	99	106	112	117
1303	PELE PRIMARY SCHOOL	TSHWANE WEST	400794	PRIMARY	N/A	4	123	194	197	197	206	217	227
1304	REV ALPHEUS MAKGALE MAPHETO PS	EKURHULENI NORTH	400800	PRIMARY	N/A	3	103	161	173	173	173	182	191
1305	KHUTSONG SOUTH EXT 2 PRIMARY SCHOOL	GAUTENG WEST	400813	PRIMARY	N/A	4	126	203	202	202	211	222	232
1306	PROTEA GLEN PRIMARY NO 2	JOHANNESBURG CENTRAL	400893	PRIMARY	N/A	5	165	186	210	210	276	291	305
1307	LAERSKOOL OOSTERKRUIJN (OSIELAWD)	EKURHULENI NORTH	160966	PRIMARY	N/A	2	76	108	122	122	127	134	140
1308	NEW HOPE SCHOOL/ NUWE HOOPSKOOL	TSHWANE SOUTH	210948	PRIMARY	N/A	2	18	48	29	29	30	32	34
1309	EDLEEN PRIMARY SCHOOL	EKURHULENI NORTH	260091	PRIMARY	N/A	1	34	119	55	55	57	60	63
1310	CHLOORKOP PRIMARY	EKURHULENI NORTH	260349	PRIMARY	N/A	3	109	160	165	165	183	193	202
1311	LAERSKOOL KEMPTON PARK	EKURHULENI NORTH	260380	PRIMARY	N/A	2	54	32	61	61	90	95	99
1312	GEKOMBINERDE SKOOL NOORDERLIG	EKURHULENI NORTH	310284	PRIMARY	N/A	2	37	73	53	53	62	65	68
1313	RYNFELD PRIMARY SCHOOL	EKURHULENI NORTH	310714	PRIMARY	N/A	2	40	47	64	64	67	71	74
1314	UMNYEZANE PRIMARY SCHOOL	EKURHULENI NORTH	311605	PRIMARY	N/A	1	36	56	58	58	60	63	66
1315	OR TAMBO PRIMARY SCHOOL	EKURHULENI NORTH	400392	PRIMARY	N/A	4	105	181	160	160	176	186	195
1316	VILLA LIZA PRIMARY	EKURHULENI SOUTH	160093	PRIMARY	N/A	2	53	85	107	107	89	94	98
1317	MICHAEL MKHWANAZI PRIMARY SCHOOL	GAUTENG EAST	400219	PRIMARY	N/A	6	179	160	156	156	300	316	331
1318	MOHATO SCHOOL FOR AUTISM	JOHANNESBURG CENTRAL	111062	PRIMARY	N/A	2	53	106	85	85	89	94	98
1319	PHIRI LSEN SCHOOL	JOHANNESBURG CENTRAL	111153	PRIMARY	N/A	1	14	53	22	22	23	24	25
1320	VULAMAZIBUKO COMBINED SCHOOL	JOHANNESBURG NORTH	141150	PRIMARY	N/A	1	34	44	55	55	57	60	63
1321	ROSETTENVILLE CENTRAL PRIMARY SCHOOL	JOHANNESBURG SOUTH	121046	PRIMARY	N/A	1	35	56	56	56	59	62	65
1322	NOMZAMO MADIKIZELA MANDELA PRIMARY SCHOOL	JOHANNESBURG WEST	400892	PRIMARY	N/A	4	130	213	220	220	218	230	241
1323	FOXTROT FARM PRIMARY SCHOOL	GAUTENG NORTH	211417	PRIMARY	N/A	1	21	26	30	30	35	37	39
1324	SIZAHANI LSEN	GAUTENG NORTH	211672	PRIMARY	N/A	1	33	48	53	53	-	-	-
1325	H. MOROSS ADOLESCENT SCHOOL(LSEN)	JOHANNESBURG EAST	151779	PRIMARY	N/A	1	27	44	43	43	-	-	-
1326	LAWLEY PRIMARY SCHOOL NO 2	JOHANNESBURG SOUTH	400698	PRIMARY	N/A	1	55	44	321	321	92	97	102
1327	PADISAGO PRIMARY SCHOOL	TSHWANE NORTH	241059	PRIMARY	N/A	5	140	227	225	225	234	247	259
1328	ORCHARDS PRIMARY SCHOOL (TW)	TSHWANE WEST	400327	PRIMARY	N/A	4	106	106	170	170	178	188	197
1329	NQUBELA PRIMARY SCHOOL	EKURHULENI NORTH	311415	PRIMARY	N/A	1	43	45	55	55	72	76	80
1330	EDENRIDGE P/S	EKURHULENI SOUTH	400538	PRIMARY	N/A	2	75	108	119	119	126	133	139
1331	LAERSKOOL CONCORDIA NIF	EKURHULENI SOUTH	160879	PRIMARY	N/A	2	27	44	63	63	45	47	49
1332	SINENHLANHLA PRIMARY SCHOOL	GAUTENG NORTH	400816	PRIMARY	N/A	3	92	177	148	148	154	162	170

No.	Name of School	District	EMIS Number	Primary/ Secondary	Category/Quantile	Number of Practitioners	No. of Learners	Main Appropriation	Adjusted Appropriation	Revised estimate	Medium term estimates		
								R'000			R'000		
								2019/20			2020/21	2021/22	2022/23
1333	LAERSKOOL RAPPORTRYER SCHOOL	GAUTENG WEST	270363	PRIMARY	N/A	9	155	250	249	249	260	274	287
1334	MUNSEVILLE EXT 4 PRIMARY SCHOOL	GAUTENG WEST	400777	PRIMARY	N/A	4	97	156	156	156	162	171	179
1335	BERTRAMS JUNIOR SCHOOL	JOHANNESBURG EAST	130179	PRIMARY	N/A	1	33	55	53	53	55	58	61
1336	BRYANSTON PARALLEL MEDIUM	JOHANNESBURG EAST	150805	PRIMARY	N/A	4	89	158	146	146	149	157	164
1337	BRYNEVEN PRIMARY SCHOOL	JOHANNESBURG EAST	150235	PRIMARY	N/A	4	98	127	157	157	-	-	-
1338	JOHANNESBURG SCHOOL FOR AUTISM	JOHANNESBURG EAST	400920	PRIMARY	N/A	3	18	40	29	29	30	32	34
1339	KING EDWARD VII PREPARATORY	JOHANNESBURG EAST	130757	PRIMARY	N/A	3	84	127	135	135	141	149	156
1340	WENDYWOOD PRIMARY	JOHANNESBURG EAST	151944	PRIMARY	N/A	0	49	97	74	74	82	86	90
1341	PUDUMO PRIMARY SCHOOL	JOHANNESBURG SOUTH	331165	PRIMARY	N/A	3	60	106	96	96	100	105	110
1342	QHAKAZANI PRIMARY SCHOOL	JOHANNESBURG SOUTH	331173	PRIMARY	N/A	3	90	224	144	144	151	159	164
1343	UBUHLEBEZWE PRIMARY SCHOOL	TSHWANE NORTH	241497	PRIMARY	N/A	2	81	61	136	136	136	143	145
1344	ALMASKOOL	TSHWANE NORTH	230138	PRIMARY	N/A	1	21	39	34	34	-	-	-
1345	ALBERTON PRIMARY	EKURHULENI SOUTH	340109	PRIMARY	N/A	3	87	-	141	141	146	154	156
1346	DUMEHLEZI PRIMARY SCHOOL	GAUTENG EAST	311019	PRIMARY	N/A	3	101	-	162	162	169	178	179
1347	ITIRELENG SCHOOL FOR SEVERLY MENTALLY HANDICAPPED	GAUTENG WEST	251470	PRIMARY	N/A	2	28	-	45	45	47	50	52
1348	NELLMAPIUS EXT 1 PRIMARY SCHOOL	TSHWANE SOUTH	400024	PRIMARY	N/A	2	67	-	107	107	112	118	121
1349	LEKGALONG PRIMARY SCHOOL	TSHWANE WEST	910845	PRIMARY	N/A	3	66	-	106	106	111	117	120
1350	DAXINA PRIMARY SCHOOL	JOHANNESBURG SOUTH	111518	PRIMARY	N/A	1	38	-	59	59	64	67	70
1351	HOERNLE PRIMARY SCHOOL	JOHANNESBURG CENTRAL	121376	PRIMARY	N/A	2	49	-	81	81	82	86	90
1352	GLENVISTA PRIMARY SCHOOL	JOHANNESBURG SOUTH	400799	PRIMARY	N/A	1	18	-	-	-	30	32	34
1353	NORTHCLIFF PRIMARY SCHOOL	JOHANNESBURG NORTH	140283	PRIMARY	N/A	2	60	-	-	-	100	105	110
1354	FREEWAY PARK PRIMARY	EKURHULENI SOUTH	160440	PRIMARY	N/A	2	65	-	-	-	109	115	120
1355	GLENVIEW PRIMARY SCHOOL	EKURHULENI SOUTH	340141	PRIMARY	N/A	1	27	-	-	-	45	47	49
1356	PARKRAND PRIMARY SCHOOL	EKURHULENI SOUTH	161091	PRIMARY	N/A	0	51	-	-	-	85	90	94
1357	GERMISTON SOUTH PRIMARY	EKURHULENI SOUTH	160473	PRIMARY	N/A	1	112	-	-	-	188	196	207
	Budget/Adjustment available from Programmatic changes							1 563	-	-	703	714	783
	Total Transfers to Grade R Schools							174 675	174 675	174 675	184 282	194 233	203 362

FRAMEWORK FOR THE ALLOCATIONS TO CENTRAL HOSPITALS

NAME OF ALLOCATION	CENTRAL HOSPITALS
Transferring provincial department	<ul style="list-style-type: none"> Gauteng Department of Health.
Purpose / Programme Description	<ul style="list-style-type: none"> To provide a highly specialised health care service, a platform for the training of health workers, research and serve as specialist referral centres for tertiary and regional hospitals and neighbouring provinces.
Measurable outputs	<ul style="list-style-type: none"> Improved hospital efficiency Strengthened hospital management and the establishment of hospital boards and their maintenance.
Conditions	<ul style="list-style-type: none"> Provide highly specialised health care services Provide a platform for the training of health workers Provide referral services from tertiary and regional hospitals and to neighbouring provinces
Allocation criteria	<ul style="list-style-type: none"> Funds utilisation rate Operational needs
Source of allocation	<ul style="list-style-type: none"> Equitable share Health Professions Training and Development grant National Tertiary Services grant
Monitoring mechanisms in place	<ul style="list-style-type: none"> Monthly reports and regular management meetings.
Estimated life period	<ul style="list-style-type: none"> This service is of a continuous nature and has no definite life span

Name of hospital: Chris Hani Baragwanath

Type: Central Hospital

Hospital Budget Summary

R thousand	Outcome			Main appropriation	Adjusted appropriation	Revised estimate	Medium-term estimates		
	2016/17	2017/18	2018/19		2019/20		2020/21	2021/22	2022/23
Receipts									
Transfer receipts from national	3 317 747	3 787 998	4 477 353	4 456 400	4 821 436	4 821 436	4 926 613	5 119 934	5 622 565
Equitable share	2 417 913	2 859 291	3 443 058	3 302 214	3 584 359	3 584 359	3 653 411	3 750 849	4 193 820
Conditional grants	899 834	928 707	1 034 295	1 154 186	1 237 077	1 237 077	1 273 202	1 369 086	1 428 745
<i>Comprehensive HIV and Aids Grant</i>	50 575	34 658	53 900	59 911	59 911	59 911	52 897	54 939	60 400
<i>Health Infrastructure Grant</i>									
<i>Health Professions Training and Development Grant</i>	127 000	135 001	143 763	142 561	144 147	144 147	150 402	144 208	149 541
<i>Statutory Human Resources Grant</i>				16 657	39 873	39 873	46 662	48 463	50 708
<i>Hospital Revitalisation Grant</i>			10 000	53 000	53 500	53 500	90 000	93 474	102 765
<i>National Tertiary Services Grant</i>	722 259	759 048	826 632	882 057	939 646	939 646	933 241	1 028 002	1 065 331
Total receipts	3 317 747	3 787 998	4 477 353	4 456 400	4 821 436	4 821 436	4 926 613	5 119 934	5 622 565
Payments									
Current payments	3 727 418	3 966 763	4 387 969	4 239 351	4 512 567	4 769 921	4 684 508	4 913 142	5 405 847
Compensation of employees	2 502 106	2 644 510	2 786 024	2 919 076	2 942 292	2 942 292	3 128 174	3 415 723	3 579 678
Goods and services	1 225 312	1 322 253	1 598 580	1 320 275	1 570 275	1 827 629	1 556 334	1 497 419	1 826 169
<i>of which</i>									
<i>Laboratory Services</i>	77 310	219 768	318 812	236 313	369 313	388 434	351 235	337 939	412 132
<i>Contractors</i>	47 250	30 479	71 178	44 000	44 000	50 534	51 325	36 382	39 370
<i>Agency & support/outourced services</i>	29 365	32 916	28 788	24 000	24 000	37 219	40 000	37 630	40 891
<i>Medical supplies</i>	329 783	416 215	683 194	390 802	440 812	627 395	433 281	416 879	508 403
<i>Medicine</i>	168 634	216 984	244 228	270 000	300 060	325 060	292 962	281 872	343 755
<i>Food and food supplies</i>	25 867	31 921	32 737	30 000	30 000	36 897	37 000	36 026	37 936
<i>Fuel, Oil and Gas</i>	12 505	5 528	1 959	18 000	18 000	18 000	8 920	9 340	9 891
<i>Other (Specify)</i>	534 598	368 442	217 684	307 160	344 090	344 090	341 611	341 350	433 792
Interest and rent on land			3 365						
Transfers and subsidies to:	16 478	13 015	16 102	15 000	15 000	12 331	15 375	17 306	18 137
Municipalities									
Departmental agencies and accounts									
Higher education institutions									
Public corporations and private enterprises									
Non-profit institutions									
Households	16 478	13 015	16 102	15 000	15 000	12 331	15 375	17 306	18 137
Payments for capital assets	56 482	103 193	71 487	202 049	293 869	333 968	226 730	189 486	198 581
Buildings and other fixed structures	14 151			23 000	55 645	95 744	45 000	37 608	39 413
Machinery and equipment	42 331	103 193	71 487	179 049	238 224	238 224	181 730	151 878	159 168
Software and other intangible assets									
Payments for financial assets	700	548	437			283			
Unallocated contingency reserve									
Total Payments	3 801 078	4 083 519	4 475 995	4 456 400	4 821 436	5 116 503	4 926 613	5 119 934	5 622 565
Surplus/(deficit) before financing	(483 331)	(295 521)	1 358			(295 067)			
Financing									
Roll-overs									
Other (Specify)									
Surplus/(deficit) after financing	(483 331)	(295 521)	1 358			(295 067)			

Name of Hospital: Chris Hani Baragwanath

Type: Central Hospital

Summary of personnel numbers and costs

Personnel numbers	As at 31 March 2017	As at 31 March 2018	As at 31 March 2019	As at 31 March 2020	As at 31 March 2021	As at 31 March 2022	As at 31 March 2023
Professional	5 363	4 727	4 513	4 076	4 399	4 523	4 578
Medical Practitioners	577	709	405	513	524	553	564
Medical Specialists	644	291	559	265	276	281	287
Total doctors	1 220	1 000	964	778	800	834	851
Professional Nurses	1 529	1 462	1 436	1 345	1 421	1 447	1 447
Nursing assistants and pupil nurses	2 187	1 824	1 733	1 690	1 696	1 712	1 724
Student nurses	1	19	1	1			
Total Nurses	3 718	3 305	3 170	3 036	3 117	3 159	3 171
Ambulance personnel			1	1			
Dentists, dental therapy, oral hygiene		1	1				
Environmental health					2	2	2
Health sciences, medical technicians and researchers	66	63	42	36	125	138	149
Occupational therapists	41	33	31	20	27	31	31
Optometrists	1	1					
Pharmacy assistants	39	60	55		59	62	63
Pharmacists	42	34	39	30	43	45	49
Psychologists	29	23	18	13	21	28	32
Radiographers	95	76	73	67	76	81	81
Speech and hearing therapists	40	43	38	27	29	34	35
Dieticians	23	22	19	16	32	33	35
Physiotherapists	50	43	39	30	31	34	34
Social Workers		23	23	22	37	42	45
Administrative	1 909	1 808	1 880	1 798	1 724	1 756	1 769
Levels: 13 - >	7	6	6	5	7	7	7
Levels: 11 - 12	17	15	16	17	19	24	25
Levels: 10 - <	1 885	1 787	1 858	1 776	1 698	1 725	1 737
Total hospital personnel numbers	7 272	6 535	6 393	5 874	6 123	6 279	6 347
Total personnel cost (R thousand)	2 502 106	2 644 510	2 786 024	2 942 292	3 128 174	3 415 723	3 579 678
Unit cost (R thousand)	344	405	436	501	511	544	564

Name of hospital: Charlotte Maxeke

Type: Central Hospital

Hospital budget summary

R thousand	Outcome			Main appropriation	Adjusted appropriation	Revised estimate	Medium-term estimates		
	2016/17	2017/18	2018/19				2020/21	2021/22	2022/23
Receipts									
Transfer receipts from national	2 680 978	3 144 208	3 499 447	3 587 644	4 007 625	4 007 625	3 767 915	3 954 691	4 269 360
Equitable share	1 538 709	2 031 061	2 323 115	2 339 984	2 696 016	2 696 016	2 465 082	2 545 266	2 804 754
Conditional grants	1 142 269	1 113 147	1 176 332	1 247 660	1 311 609	1 311 609	1 302 833	1 409 425	1 464 606
Comprehensive HIV and Aids Grant	47 798	26 493	59 525	40 679	40 679	40 679	37 879	39 341	43 251
Health Infrastructure Grant									
Health Professions Training and Development Grant	104 154	107 393	107 784	113 407	115 018	115 018	113 994	106 394	108 969
Statutory Human Resources Grant							10 755	11 170	10 780
Hospital Revitalisation Grant	60 000		4 001	72 000	46 000	46 000	55 000	57 123	62 801
National Tertiary Services Grant	930 317	979 261	1 005 022	1 021 574	1 109 912	1 109 912	1 085 205	1 195 396	1 238 804
Total receipts	2 680 978	3 144 208	3 499 447	3 587 644	4 007 625	4 007 625	3 767 915	3 954 691	4 269 360
Payments									
Current payments	2 711 904	2 986 181	3 272 621	3 301 872	3 633 063	4 110 974	3 532 920	3 692 494	3 994 580
Compensation of employees	1 848 792	2 004 197	2 115 974	2 115 007	2 204 868	2 204 868	2 260 121	2 487 877	2 556 335
Goods and services	863 112	981 984	1 156 647	1 186 865	1 428 195	1 906 106	1 272 799	1 224 617	1 438 245
of which									
Laboratory Services	77 778	105 098	194 213	252 936	303 236	448 586	264 643	254 625	310 526
Contractors	27 797	37 752	69 591	50 412	50 412	84 398	60 529	43 238	45 730
Agency & support/outsourced services	5 668	2 272	25 322	21 300	21 300	41 362	21 500	20 686	21 228
Medical supplies	288 274	359 325	424 545	355 061	465 061	743 574	380 844	366 427	446 874
Medicine	154 853	180 300	223 650	227 600	227 600	227 600	241 500	232 454	283 488
Food and food supplies	8 566	10 595	8 606	15 240	15 240	15 240	14 500	14 951	13 234
Fuel, Oil and Gas	8 357	30 334	25 928	30 165	30 165	30 165	30 200	31 057	32 875
Other (Specify)	291 819	256 308	184 792	234 151	315 181	315 181	258 983	261 179	284 290
Interest and rent on land									
Transfers and subsidies to:	4 103	20 746	8 049	9 000	9 000	3 017	6 500	7 317	7 668
Municipalities									
Departmental agencies and accounts									
Higher education institutions									
Public corporations and private enterprises									
Non-profit institutions									
Households	4 103	20 746	8 049	9 000	9 000	3 017	6 500	7 317	7 668
Payments for capital assets	81 577	79 222	93 742	276 772	365 562	365 562	228 495	254 880	267 113
Buildings and other fixed structures	46 808			42 000	41 841	41 841	8 000	6 686	7 007
Machinery and equipment	34 769	79 222	93 742	234 772	323 721	323 721	220 495	248 194	260 106
Software and other intangible assets									
Payments for financial assets	574	851	522			235			
Unallocated contingency reserve									
Total Payments	2 798 158	3 087 000	3 374 934	3 587 644	4 007 625	4 479 788	3 767 915	3 954 691	4 269 360
Surplus/(deficit) before financing	(117 180)	57 208	124 513			(472 163)			
Financing									
Roll-overs									
Other (Specify)									
Surplus/(deficit) after financing	(117 180)	57 208	124 513			(472 163)			

Name of Hospital: Charlotte Maxeke

Type: Central Hospital

Summary of personnel numbers and costs: Charlotte Maxeke

Personnel numbers	As at 31 March 2017	As at 31 March 2018	As at 31 March 2019	As at 31 March 2020	As at 31 March 2021	As at 31 March 2022	As at 31 March 2023
Professional	3 696	3 400	3 139	2 912	3 097	3 365	3 428
Medical Practitioners	271	459	221	343	341	374	386
Medical Specialists	472	222	420	207	208	224	237
Total doctors	743	681	641	550	549	598	623
Professional Nurses	1 472	1 284	1 202	1 158	1 161	1 189	1 208
Nursing assistants and pupil nurses	1 138	1 034	979	969	994	1 110	1 123
Student nurses		68	10				
Total Nurses	2 610	2 386	2 191	2 127	2 155	2 299	2 331
Pharmacists	45	38	34	27	39	43	46
Pharmacy assistants	18	24	24		38	49	49
Radiographers	136	133	116	107	111	118	118
Dieticians	15	15	14	9	12	15	17
Environmental health	1	1	1	1	2	3	3
Health sciences, medical technicians and researchers	51	38	36	26	98	119	112
Occupational therapists	19	15	16	8	16	20	21
Optometrists	1	2	2	2	3	4	4
Physiotherapists	25	20	18	15	16	23	26
Psychologists	13	11	11	7	12	16	16
Speech and hearing therapists	19	16	16	14	18	21	23
Social Workers		20	19	19	28	37	39
Administrative	1 796	1 660	1 546	1 506	1 515	1 537	1 551
Levels: 13 - >	7	4	4	4	5	6	6
Levels: 11 - 12	7	10	8	10	12	15	17
Levels: 10 - <	1 783	1 646	1 534	1 492	1 498	1 516	1 528
Total hospital personnel numbers	5 492	5 060	4 685	4 418	4 612	4 902	4 979
Total personnel cost (R thousand)	1 848 792	2 004 197	2 115 974	2 204 868	2 260 121	2 467 877	2 556 335
Unit cost (R thousand)	337	396	452	499	490	503	513

Name of hospital: Steve Biko

Type: Central Hospital

Hospital budget summary

R thousand	Outcome			Main appropriation	Adjusted appropriation	Revised estimate	Medium-term estimates		
	2016/17	2017/18	2018/19				2020/21	2021/22	2022/23
Receipts									
Transfer receipts from national	1 882 043	2 195 599	2 442 481	2 556 676	2 815 158	2 815 158	2 817 013	2 924 345	3 145 761
Equitable share	962 643	1 231 237	1 450 468	1 471 388	1 688 697	1 688 697	1 667 864	1 680 114	1 855 110
Conditional grants	919 400	964 362	992 013	1 085 288	1 126 461	1 126 461	1 149 149	1 244 231	1 290 650
Comprehensive HIV and Aids Grant	5 000	1 000	1 575	2 193	2 193	2 193			
Health Infrastructure Grant									
Health Professions Training and Development Grant	104 150	110 711	110 712	116 912	117 188	117 188	123 342	116 103	119 643
Statutory Human Resources Grant							9 219	9 575	10 527
Hospital Revitalisation Grant			3 761	32 174	15 561	15 561	20 000	20 772	22 837
National Tertiary Services Grant	810 250	852 651	875 965	934 009	991 519	991 519	996 588	1 097 781	1 137 644
Total receipts	1 882 043	2 195 599	2 442 481	2 556 676	2 815 158	2 815 158	2 817 013	2 924 345	3 145 761
Payments									
Current payments	1 949 106	2 141 970	2 453 209	2 396 976	2 598 276	2 744 099	2 630 013	2 765 454	2 979 243
Compensation of employees	1 419 977	1 519 255	1 639 537	1 648 482	1 696 482	1 705 857	1 810 795	1 977 248	2 072 155
Goods and services	529 129	622 715	813 672	748 494	901 794	1 038 242	819 218	788 207	907 088
of which									
Laboratory Services	17 628		154 049	94 897	164 897	218 128	100 000	96 215	117 338
Contractors	31 738	36 448	50 309	48 000	48 000	39 325	38 000	25 269	25 816
Agency & support/outsourced services	44 050	51 520	53 368	45 000	45 000	52 354	41 650	40 073	41 871
Medical supplies	193 611	217 440	304 472	253 948	344 548	454 323	268 768	258 594	315 367
Medicine	81 144	115 433	105 191	150 000	150 000	150 000	180 000	173 186	211 208
Food and food supplies	18 478	22 023	16 764	25 000	25 000	25 000	30 000	29 864	28 421
Fuel, Oil and Gas	9 313	1 952	104	2 000	9 900	15 080	14 000	15 470	14 866
Other (Specify)	133 167	177 899	129 415	129 649	114 449	84 032	146 800	149 536	152 201
Interest and rent on land									
Transfers and subsidies to:	4 341	15 378	5 074	8 000	8 000	6 213	9 000	10 131	10 617
Municipalities									
Departmental agencies and accounts									
Higher education institutions									
Public corporations and private enterprises									
Non-profit institutions									
Households	4 341	15 378	5 074	8 000	8 000	6 213	9 000	10 131	10 617
Payments for capital assets	76 655	76 241	79 542	151 700	208 882	208 882	178 000	148 760	155 901
Buildings and other fixed structures	187			3 200	3 896	3 896	20 000	16 715	17 517
Machinery and equipment	76 468	76 241	79 542	148 500	204 986	204 986	158 000	132 046	138 384
Software and other intangible assets									
Payments for financial assets	521	313	353			67			
Unallocated contingency reserve									
Total Payments	2 030 623	2 233 902	2 538 178	2 556 676	2 815 158	2 959 261	2 817 013	2 924 345	3 145 761
Surplus/(deficit) before financing	(148 580)	(38 303)	(95 697)			(144 103)			
Financing									
Roll-overs									
Other (Specify)									
Surplus/(deficit) after financing	(148 580)	(38 303)	(95 697)			(144 103)			

Name of Hospital: Steve Biko

Type: Central Hospital

Summary of personnel numbers and costs: Steve Biko

Personnel numbers	As at 31 March 2017	As at 31 March 2018	As at 31 March 2019	As at 31 March 2020	As at 31 March 2021	As at 31 March 2022	As at 31 March 2023
Professional	2 562	2 496	2 376	2 200	2 445	2 611	2 673
Medical Practitioners	175	352	172	274	293	309	321
Medical Specialists	342	181	341	180	197	214	224
Total doctors	517	533	513	454	490	523	545
Professional Nurses	857	775	764	720	761	794	809
Nursing assistants and pupil nurses	864	833	804	800	825	849	857
Student nurses	1	48	2	1			
Total Nurses	1 722	1 656	1 570	1 521	1 586	1 643	1 666
Dentists, dental therapy, oral hygiene	1						
Ambulance personnel							
Pharmacists	36	31	31	28	35	39	39
Pharmacy assistants	33	25	24		39	53	57
Radiographers	117	87	87	75	81	86	86
Dieticians	11	10	11	9	11	14	15
Environmental health					2	2	2
Health sciences, medical technicians and researchers	76	82	77	65	131	156	164
Occupational therapists	11	12	14	11	14	18	18
Optometrists		2	2	2	3	5	6
Physiotherapists	23	28	22	14	18	23	23
Psychologists	6	6	4	3	9	12	12
Speech and hearing therapists	9	9	9	9	8	11	13
Social Workers		15	12	9	18	26	27
Administrative	1 393	1 369	1 424	1 362	1 316	1 357	1 374
Levels: 13 - >	6	6	6	5	5	5	5
Levels: 11 - 12	8	5	5	7	9	10	10
Levels: 10 - <	1 379	1 358	1 412	1 350	1 302	1 342	1 359
Total hospital personnel numbers	3 955	3 865	3 800	3 562	3 761	3 968	4 047
Total personnel cost (R thousand)	1 419 977	1 519 255	1 639 537	1 705 857	1 810 795	1 977 248	2 072 155
Unit cost (R thousand)	359	393	431	479	481	498	512

Name of hospital: Dr George Mukhari

Type: Central Hospital

Hospital budget summary

	Outcome			Main appropriation	Adjusted appropriation	Revised estimate	Medium-term estimates		
R thousand	2016/17	2017/18	2018/19				2020/21	2021/22	2022/23
Receipts	2 207 052	2 676 781	2 760 457	3 041 369	3 256 585	3 256 585	3 353 408	3 508 960	3 772 945
Transfer receipts from national	2 207 052	2 676 781	2 760 457	3 041 369	3 256 585	3 256 585	3 353 408	3 508 960	3 772 945
Equitable share	1 307 984	1 721 790	1 681 102	1 844 399	2 019 791	2 019 791	2 038 573	2 095 028	2 296 545
Conditional grants	899 068	954 991	1 079 355	1 196 970	1 236 794	1 236 794	1 314 835	1 413 932	1 476 400
Comprehensive HIV and Aids Grant	31 335	21 505	22 542	28 412	28 412	28 412	24 065	24 994	27 478
Health Infrastructure Grant									
Health Professions Training and Development Grant	150 136	159 595	212 916	224 373	231 712	231 712	236 715	235 862	252 586
Statutory Human Resources Grant				11 103	24 523	24 523	49 166	49 301	49 201
Hospital Revitalisation Grant			4 637	38 200	32 500	32 500	50 050	51 982	57 149
National Tertiary Services Grant	717 597	773 891	839 260	894 882	919 647	919 647	954 839	1 051 793	1 089 986
Total receipts	2 207 052	2 676 781	2 760 457	3 041 369	3 256 585	3 256 585	3 353 408	3 508 960	3 772 945
Payments	2 215 954	2 404 169	2 693 002	2 908 932	3 087 035	3 181 625	3 209 128	3 385 638	3 643 704
Current payments	2 215 954	2 404 169	2 693 002	2 908 932	3 087 035	3 181 625	3 209 128	3 385 638	3 643 704
Compensation of employees	1 724 236	1 841 336	1 959 642	2 062 113	2 075 533	2 075 533	2 296 868	2 508 002	2 628 386
Goods and services	491 718	562 833	733 360	846 819	1 011 502	1 106 092	912 260	877 636	1 015 319
of which									
Laboratory Services	43 087	102 432	116 335	102 527	159 227	200 423	108 309	104 209	127 087
Contractors	10 873	12 793	15 314	16 498	19 298	19 298	39 308	37 820	38 642
Agency & support/outsourced services	3 917	7 901	8 323	7 000	7 000	8 671	8 500	8 178	7 692
Medical supplies	173 188	236 028	338 743	371 522	466 705	515 403	400 268	385 116	469 686
Medicine	88 023	78 285	115 206	137 510	137 510	137 510	123 500	118 825	144 912
Food and food supplies	23 844	24 116	29 395	35 000	35 000	35 153	36 500	36 233	43 105
Fuel, Oil and Gas	7 134	535	30 294	30 000	30 000	32 872	30 000	30 720	33 111
Other (Specify)	141 652	100 743	79 750	146 762	156 762	156 762	165 875	156 535	151 103
Interest and rent on land									
Transfers and subsidies to:	8 759	7 343	8 917	8 976	8 976	9 527	9 460	10 648	11 159
Municipalities									
Departmental agencies and accounts									
Higher education institutions									
Public corporations and private enterprises									
Non-profit institutions									
Households	8 759	7 343	8 917	8 976	8 976	9 527	9 460	10 648	11 159
Payments for capital assets	82 355	101 094	60 282	123 461	160 574	160 574	134 820	112 673	118 082
Buildings and other fixed structures	535			8 200	15 709	15 709	23 525	19 661	20 604
Machinery and equipment	81 820	101 094	60 282	115 261	144 865	144 865	111 295	93 013	97 477
Software and other intangible assets									
Payments for financial assets	1 060	646	378			531			
Unallocated contingency reserve									
Total Payments	2 308 128	2 513 252	2 762 579	3 041 369	3 256 585	3 352 257	3 353 408	3 508 960	3 772 946
Surplus/(deficit) before financing	(101 076)	163 529	(2 122)			(95 672)			
Financing									
Roll-overs									
Other (Specify)									
Surplus/(deficit) after financing	(101 076)	163 529	(2 122)			(95 672)			

Name of Hospital: Dr George Mukhari

Type: Central Hospital

Summary of personnel numbers and costs: Dr George Mukhari

Personnel numbers	As at 31 March 2017	As at 31 March 2018	As at 31 March 2019	As at 31 March 2020	As at 31 March 2021	As at 31 March 2022	As at 31 March 2023
Professional	2 393	3 146	2 923	2 791	2 973	3 158	3 240
Medical Practitioners	187	484	231	405	413	448	459
Medical Specialists	348	182	382	173	129	142	146
Total doctors	535	666	613	578	542	590	605
Professional Nurses	741	939	910	872	910	964	981
Nursing assistants and pupil nurses	899	1 186	1 120	1 128	1 171	1 207	1 239
Student nurses		46	1	1	4		
Total Nurses	1 640	2 171	2 031	2 001	2 085	2 171	2 220
Dentists, dental therapy, oral hygiene		1	2	2	5	7	8
Ambulance personnel							
Pharmacists	33	46	45	43	52	57	59
Pharmacy assistants	29	36	34		48	56	63
Radiographers	49	61	59	49	56	61	61
Dieticians	13	20	17	15	19	23	23
Environmental health					2	2	2
Health sciences, medical technicians and researchers	34	42	34	28	73	85	87
Occupational therapists	15	25	24	20	14	18	19
Optometrists							
Physiotherapists	13	19	20	13	13	16	18
Psychologists	21	26	18	19	23	25	25
Speech and hearing therapists	11	19	12	9	13	16	16
Social Workers		14	14	14	28	31	34
Administrative	1 318	1 494	1 392	1 375	1 373	1 412	1 420
Levels: 13 - >	4	6	6	6	7	7	7
Levels: 11 - 12	7	19	17	15	18	18	18
Levels: 10 - <	1 307	1 469	1 369	1 354	1 348	1 387	1 395
Total hospital personnel numbers	3 711	4 640	4 315	4 166	4 346	4 570	4 660
Total personnel cost (R thousand)	1 724 236	1 841 336	1 959 642	2 075 533	2 296 868	2 508 002	2 628 386
Unit cost (R thousand)	465	397	454	498	529	549	564

FRAMEWORK FOR THE ALLOCATIONS TO DISTRICT HOSPITALS

NAME OF ALLOCATION	DISTRICT HOSPITALS
Transferring provincial department	<ul style="list-style-type: none"> Gauteng Department of Health.
Purpose / Programme Description	<ul style="list-style-type: none"> To provide basic non-specialised health care services including minor surgeries and serve as a gateway to Regional, Tertiary and Central Hospitals
Measurable outputs	<ul style="list-style-type: none"> Hospital efficiencies (average length of stay; bed occupancy rate; caesarean section rate and hospital separation)
Conditions	<ul style="list-style-type: none"> To provide level 1 non-specialised health care services including pharmaceuticals
Allocation criteria	<ul style="list-style-type: none"> Budget allocations according to the bed capacity and package of services rendered
Source of allocation	<ul style="list-style-type: none"> Equitable share Conditional grants for specialised projects, e.g. Anti-Retroviral Treatment (ART) & Tuberculosis (TB)
Monitoring mechanisms in place	<ul style="list-style-type: none"> Monthly, quarterly and annual reports on management and efficiencies as mandated by the National Department of Health Various standing committee meetings
Estimated life period	<ul style="list-style-type: none"> Service is ongoing as long as there is patient need

Name of hospital: Bertha Gxowa				Type: District hospital					
Hospital budget summary									
	Outcome			Main appropriation	Adjusted appropriation 2019/20	Revised estimate	Medium-term estimates		
R thousand	2016/17	2017/18	2018/19				2020/21	2021/22	2022/23
Receipts									
Transfer receipts from national	333 961	334 627	416 541	420 211	437 885	437 885	445 229	475 151	497 958
Equitable share	285 416	307 528	344 435	361 604	382 368	382 368	399 630	409 024	428 657
Conditional grants	48 545	27 099	72 106	58 607	55 517	55 517	45 599	66 127	69 301
Comprehensive HIV and Aids Grant	48 545	27 099	72 106	47 387	47 387	47 387	37 149	42 014	44 030
Health Infrastructure Grant				7 000					
Health Professions Training and Development Grant									
Stature Human Resources Grant				4 220	4 630	4 630	8 450	24 114	25 271
Hospital Revitalisation Grant					3 500	3 500			
National Tertiary Services Grant									
Total receipts	333 961	334 627	416 541	420 211	437 885	437 885	445 229	475 151	497 958
Payments									
Current payments	294 372	331 988	357 686	414 066	426 276	390 825	428 519	450 055	471 658
Compensation of employees	219 624	239 119	266 742	277 107	285 517	278 238	305 402	320 751	336 147
Goods and services	74 748	92 869	90 944	136 959	140 759	112 587	123 117	129 305	135 511
of which									
Laboratory Services		9 430	16 314	17 150	17 150	17 205	14 784	15 527	16 272
Contractors	1 590	3 615	2 281	3 150	3 150	4 337	3 300	4 466	4 680
Agency & support/outourced services	7 444	11 592	10 710	1 050	1 050	2 612	1 600	2 680	2 809
Medical supplies	12 370	17 045	21 239	22 289	22 289	22 289	23 900	25 101	26 306
Medicine	9 707	15 582	13 956	44 970	44 970	15 925	28 583	30 020	31 460
Food and food supplies	2 949	5 600	5 366	6 500	6 500	4 165	5 950	6 249	6 549
Fuel, Oil and Gas	1 379	391	955	1 450	800	1 204	1 000	1 050	1 101
Other (Specify)	39 309	29 614	20 123	40 400	44 850	44 850	44 000	44 211	46 333
Interest and rent on land									
Transfers and subsidies to:	687	706	493	645	645	321	480	541	568
Municipalities									
Non-profit institutions									
Households	687	706	493	645	645	321	480	541	568
Payments for capital assets	434	1 142	1 099	5 500	10 964	8 899	16 230	24 554	25 733
Buildings and other fixed structures	9			3 000	8 464	8 464	11 000	16 642	17 440
Machinery and equipment	425	1 142	1 099	2 500	2 500	435	5 230	7 912	8 292
Software and other intangible assets									
Payments for financial assets	141	85	49			141			
Unallocated contingency reserve									
Total Payments	295 634	333 921	359 327	420 211	437 885	400 186	445 229	475 151	497 958
Surplus/(deficit) before financing	38 327	706	57 214			37 699			
Financing									
Roll-overs									
Other (Specify)									
Surplus/(deficit) after financing	38 327	706	57 214			37 699			

Name of hospital: Bertha Gxowa

Type: District hospital

Summary of personnel numbers and costs

Personnel numbers	As at 31 March 2017	As at 31 March 2018	As at 31 March 2019	As at 31 March 2020	As at 31 March 2021	As at 31 March 2022	As at 31 March 2023
Professional	366	461	452	401	430	457	481
Medical Practitioners	36	60	56	45	56	58	61
Medical Specialists		2	2	2	4	5	7
Total doctors	36	62	58	47	60	63	68
Professional Nurses	118	155	172	164	171	176	181
Nursing assistants and pupil nurses	136	162	161	158	162	165	168
Student Nurses	13	21	3				
Total Nurses	267	338	336	322	333	341	349
Dentists, dental therapy, oral hygiene					2	4	4
Ambulance personnel							
Pharmacists	8	11	15	9	11	13	17
Pharmacy assistants	14	10	13				2
Radiographers	7	15	11	8	10	11	12
Dieticians	3	4	4	3	5	6	8
Environmental health	1	3	2	2	1	3	2
Health sciences, medical technicians and researchers	14	3	1	2			
Occupational therapists	3	4	2	2	1	2	3
Optometrists							1
Physiotherapists	8	4	3	1	2	3	3
Psychologists		2	2	1	1	3	5
Speech and hearing therapists	1	2	2	1	1	2	2
Social Workers	4	3	3	3	3	6	5
Administrative	281	345	329	334	301	306	313
Levels: 13 - >							
Levels: 11 - 12	1					1	2
Levels: 10 - <	280	345	329	334	301	305	311
Total hospital personnel numbers	647	806	781	735	731	763	794
Total personnel cost (R thousand)	219 624	239 119	266 742	278 238	305 402	320 751	336 147
Unit cost (R thousand)	238	288	272	281	252	266	275

Name of hospital: Carletonville

Type: District hospital

Hospital budget summary

R thousand	Outcome			Main appropriation	Adjusted appropriation 2019/20	Revised estimate	Medium-term estimates		
	2016/17	2017/18	2018/19				2020/21	2021/22	2022/23
Receipts									
Transfer receipts from national	259 587	229 940	269 797	320 069	350 463	350 463	324 635	350 744	367 579
Equitable share	209 774	210 952	236 005	256 753	288 083	288 083	301 080	324 104	339 661
Conditional grants	49 813	18 988	33 792	63 316	62 380	62 380	23 555	26 640	27 918
Comprehensive HIV and Aids Grant	49 813	18 988	33 792	49 609	49 609	49 609	23 555	26 640	27 918
Health Infrastructure Grant									
Health Professions Training and Development Grant									
Statutory Human Resources Grant				4 007	10 271	10 271			
Hospital Revitalisation Grant				9 700	2 500	2 500			
National Tertiary Services Grant									
Total receipts	259 587	229 940	269 797	320 069	350 463	350 463	324 635	350 744	367 579
Payments									
Current payments	204 473	216 896	242 202	310 269	337 233	276 283	303 050	318 281	333 558
Compensation of employees	140 823	151 997	172 685	178 827	192 091	176 682	191 073	200 676	210 308
Goods and services	63 650	64 899	69 517	131 442	145 142	99 601	111 977	117 605	123 250
of which									
Laboratory Services	1 201	4 003	7 756	10	24 000	24 000	11 000	11 553	12 107
Contractors	945	1 995	2 713	3 200	3 200	2 812	3 500	3 676	3 852
Agency & support/outsourced serv	1 472	833	413	900	900	1 053	950	998	1 046
Medical supplies	6 625	7 619	9 333	20 000	15 000	10 887	18 000	18 905	19 812
Medicine	10 995	29 599	19 807	42 982	42 982	17 550	28 055	29 465	30 879
Food and food supplies	3 003	5 821	3 863	6 000	6 000	5 260	6 200	8 512	8 920
Fuel, Oil and Gas	3 134	808	6 369	12 000	7 000	2 044	14 000	12 704	13 313
Other (Specify)	36 275	14 221	19 263	46 350	46 060	35 995	30 272	31 793	33 319
Interest and rent on land									
Transfers and subsidies to:	1 036	80	552	600	600	488	500	564	591
Municipalities									
Departmental agencies and accounts									
Higher education institutions									
Public corporations and private enterprises									
Non-profit institutions									
Households	1 036	80	552	600	600	488	500	564	591
Payments for capital assets	3 058	1 231	3 016	9 200	12 630	12 092	21 085	31 899	33 430
Buildings and other fixed structures	1 564			6 200	10 330	10 330	17 254	26 103	27 356
Machinery and equipment	1 494	1 231	3 016	3 000	2 300	1 762	3 831	5 796	6 074
Heritage assets									
Specialised military assets									
Biological assets									
Land and sub-soil assets									
Software and other intangible assets									
Payments for financial assets	60	26	2			3			
Unallocated contingency reserve									
Total Payments	207 063	218 233	245 772	320 069	350 463	288 866	324 635	350 744	367 579
Surplus/(deficit) before financing	52 524	11 707	24 025			61 597			
Financing									
Roll-overs									
Other (Specify)									
Surplus/(deficit) after financing	52 524	11 707	24 025			61 597			

Name of hospital: Carletonville

Type: District hospital

Summary of Personnel Numbers and Costs

	As at 31 March 2017	As at 31 March 2018	As at 31 March 2019	As at 31 March 2020	As at 31 March 2021	As at 31 March 2022	As at 31 March 2023
Personnel numbers							
Professional	305	329	312	290	324	348	358
Medical Practitioners	28	26	28	23	28	31	32
Medical Specialists							
Total doctors	28	26	28	23	28	31	32
Professional Nurses	88	95	95	93	103	107	110
Nursing assistants and pupil nurses	153	168	158	153	168	174	179
Student Nurses		9					
Total Nurses	241	272	253	246	271	281	289
Dentists, dental therapy, oral hygiene							
Ambulance personnel							
Pharmacists	4	5	2	6	8	10	10
Pharmacy assistants	11	10	11		3	5	5
Radiographers	5	6	7	6	5	6	6
Dieticians	4	4	3	3	1	1	1
Environmental health					1	2	1
Health sciences, medical technicians and researchers	6	2	2	2	0	0	0
Occupational therapists	1		2		1	1	2
Optometrists					0	0	0
Physiotherapists	1	1	1	1	2	3	3
Psychologists	1		1		0	1	1
Speech and hearing therapists	1	1		1	0	1	1
Social Workers	2	2	2	2	4	6	7
Administrative	177	193	187	192	182	191	194
Levels: 13 - >							
Levels: 11 - 12	1	1	1	1	2	3	3
Levels: 10 - <	176	192	186	191	180	188	191
Total hospital personnel numbers	482	522	499	482	506	539	552
Total personnel cost (R thousand)	140 823	151 997	172 685	176 682	191 073	200 676	210 308
Unit cost (R thousand)	242	261	269	281	285	302	312

Name of hospital: Dr Yusuf Dadoo

Type: District hospital

Hospital Budget Summary

R thousand	Outcome			Main appropriation	Adjusted appropriation 2019/20	Revised estimate	Medium-term estimates		
	2016/17	2017/18	2018/19				2020/21	2021/22	2022/23
Receipts									
Transfer receipts from national	304 649	280 151	302 167	341 844	374 767	374 767	380 647	410 106	429 791
Equitable share	269 981	252 717	273 067	303 430	334 908	334 908	350 113	365 643	383 194
Conditional grants	34 668	27 434	29 100	38 414	39 859	39 859	30 534	44 462	46 597
<i>Comprehensive HIV and Aids Grant</i>	31 668	27 434	29 100	26 665	26 665	26 665	25 925	29 320	30 727
<i>Health Infrastructure Grant</i>									
<i>Health Professions Training and Development Grant</i>									
<i>Statutory Human Resources Grant</i>				5 249	7 694	7 694	4 609	15 143	15 869
<i>Hospital Revitalisation Grant</i>	3 000			6 500	5 500	5 500			
<i>National Tertiary Services Grant</i>									
Total receipts	304 649	280 151	302 167	341 844	374 767	374 767	380 647	410 106	429 791
Payments									
Current payments	233 889	275 473	275 144	335 646	362 091	323 500	357 763	375 743	393 779
Compensation of employees	182 706	199 915	210 862	237 932	248 377	217 781	238 638	250 631	262 662
Goods and services	51 183	75 558	64 282	97 714	113 714	105 719	119 125	125 112	131 117
<i>of which</i>									
<i>Laboratory Services</i>		7 107	7 460	13 500	15 940	15 940	7 400	7 772	8 145
<i>Contractors</i>	559	1 936	1 372	2 500	2 500	963	2 000	3 101	3 249
<i>Agency & support/outourced services</i>	742	1 002	719	2 000	2 000	1 708	2 000	3 101	3 249
<i>Medical supplies</i>	9 467	12 076	14 316	22 000	21 830	14 942	22 000	23 106	24 215
<i>Medicine</i>	5 321	12 484	10 063	11 680	11 680	11 378	11 700	12 288	12 878
<i>Food and food supplies</i>	2 501	4 252	3 744	7 500	7 000	4 452	8 000	9 402	9 853
<i>Fuel, Oil and Gas</i>	11 947	12 193	6 330	5 986	6 971	10 543	6 000	5 302	5 556
<i>Other (Specify)</i>	20 646	24 508	20 278	32 548	45 793	45 793	60 025	61 042	63 972
Interest and rent on land									
Transfers and subsidies to:	433	17 855	1 000	498	498	789	671	757	793
Municipalities									
Non-profit institutions									
Households	433	17 855	1 006	498	498	789	671	757	793
Payments for capital assets	18 018	1 562	1 259	5 700	12 178	12 306	22 213	33 606	35 219
Buildings and other fixed structures	15 851			3 000	9 478	9 478	19 563	29 596	31 017
Machinery and equipment	2 167	1 562	1 259	2 700	2 700	2 828	2 650	4 009	4 202
Software and other intangible assets									
Payments for financial assets	80	89	44			96			
Unallocated contingency reserve									
Total Payments	236 569	294 979	277 453	341 844	374 767	336 652	380 647	410 106	429 791
Surplus/(deficit) before financing	68 080	(14 828)	24 714			38 115			
Financing									
Roll-overs									
<i>Other (Specify)</i>									
Surplus/(deficit) after financing	68 080	(14 828)	24 714			38 115			

Name of hospital: Dr Yusuf Dadoo

Type: District hospital

Summary of Personnel Numbers and Costs

Personnel numbers	As at 31 March 2017	As at 31 March 2018	As at 31 March 2019	As at 31 March 2020	As at 31 March 2021	As at 31 March 2022	As at 31 March 2023
Professional	396	422	413	487	391	428	437
Medical Practitioners	29	21	36	31	36	41	41
Clinical Associates	8				4	5	5
Total doctors	37	21	36	31	40	46	46
Professional Nurses	138	142	138	125	142	151	151
Nursing assistants and pupil nurses	84	211	196	193	183	190	194
Student Nurses	90	7		105			
Total Nurses	312	360	334	423	325	341	345
Dentists, dental therapy, oral hygiene							
Ambulance personnel							
Pharmacists	11	9	8	5	8	13	13
Pharmacy assistants	6	6	6		2	3	3
Radiographers	11	7	12	11	7	9	12
Dieticians	2	2	2	1	1	2	2
Environmental health					1	1	1
Health sciences, medical technicians and researchers	6	6	7	7	1	1	1
Occupational therapists	2	2	1				
Optometrists							
Physiotherapists	6	6	4	6	3	6	6
Psychologists					1	1	1
Speech and hearing therapists	1	1	1	1	1	2	2
Social Workers	2	2	2	2	1	3	5
Administrative	271	250	229	223	224	251	256
Levels: 13 - >							
Levels: 11 - 12	1	1	1	1	1	3	3
Levels: 10 - <	270	249	228	222	223	248	253
Total hospital personnel numbers	667	672	642	710	615	679	693
Total personnel cost (R thousand)	182 706	199 915	210 862	217 781	238 638	250 631	262 662
Unit cost (R thousand)	274	297	328	307	388	369	379

Name of hospital: Heidelberg

Type: District hospital

Hospital budget summary

R thousand	Outcome			Main appropriation	Adjusted appropriation	Revised estimate	Medium-term estimates		
	2016/17	2017/18	2018/19				2020/21	2021/22	2022/23
Receipts									
Transfer receipts from national	203 206	199 499	253 868	270 500	274 310	274 310	258 238	292 414	306 450
Equitable share	172 228	179 925	209 941	212 520	233 987	233 987	241 236	273 186	286 299
Conditional grants	30 978	19 574	43 927	57 980	40 323	40 323	17 002	19 228	20 151
Comprehensive HIV and Aids Grant	30 978	19 574	43 927	40 749	30 779	30 779	17 002	19 228	20 151
Health Infrastructure Grant									
Health Professions Training and Development Grant									
Statutory Human Resources Grant				5 531	3 044	3 044			
Hospital Revitalisation Grant				11 700	6 500	6 500			
National Tertiary Services Grant									
Total receipts	203 206	199 499	253 868	270 500	274 310	274 310	258 238	292 414	306 450
Payments									
Current payments	169 456	174 489	195 031	253 895	260 188	221 963	254 088	286 213	299 951
Compensation of employees	127 736	136 705	153 444	163 691	169 204	163 900	176 704	204 940	214 777
Goods and services	41 720	37 784	41 587	90 204	90 984	58 063	77 384	81 273	85 174
of which									
Laboratory Services	2 248	3 545	4 444	21 917	10 947	5 946	7 850	8 245	8 640
Contractors	495	102	1 050	1 437	1 437	1 529	1 500	1 575	1 651
Agency & support/outourced services	766	472	528	741	611	299	565	593	622
Medical supplies	4 816	7 177	7 808	11 677	11 677	9 661	15 026	15 781	16 539
Medicine	3 375	10 676	8 100	20 744	22 144	9 881	11 900	12 498	13 098
Food and food supplies	1 657	3 264	3 335	3 201	3 201	3 067	4 250	4 464	4 678
Fuel, Oil and Gas	476	350	1 864	5 323	5 323	1 512	7 000	7 352	7 705
Other (Specify)	27 887	12 198	14 458	25 164	35 644	26 168	29 293	30 765	32 242
Interest and rent on land									
Transfers and subsidies to:	306	249	614	167	167	409	200	226	236
Municipalities									
Non-profit institutions									
Households	306	249	614	167	167	409	200	226	236
Payments for capital assets	1 799	5 356	973	16 438	13 955	11 274	3 950	5 976	6 263
Buildings and other fixed structures	94			8 200	8 217	8 217	50	76	79
Machinery and equipment	1 705	5 356	973	8 238	5 738	3 057	3 900	5 900	6 183
Software and other intangible assets									
Payments for financial assets	30	58	2						
Unallocated contingency reserve									
Total Payments	171 591	180 152	196 620	270 500	274 310	233 646	258 238	292 414	306 450
Surplus/(deficit) before financing	31 615	19 347	57 248			40 664			
Financing									
Roll-overs									
Other (Specify)									
Surplus/(deficit) after financing	31 615	19 347	57 248			40 664			

Name of hospital: Heidelberg

Type: District hospital

Summary of Personnel Numbers and Costs

Personnel numbers	As at 31 March 2017	As at 31 March 2018	As at 31 March 2019	As at 31 March 2020	As at 31 March 2021	As at 31 March 2022	As at 31 March 2023
Professional	231	251	241	228	260	285	287
Medical Practitioners	23	24	25	22	29	32	32
Medical Specialists							
Total doctors	23	24	25	22	29	32	32
Professional Nurses	66	77	82	76	82	86	87
Nursing assistants and pupil nurses	111	111	102	109	124	130	130
Student Nurses	3	6					
Total Nurses	180	194	184	185	206	216	217
Dentists, dental therapy, oral hygiene							
Ambulance personnel							
Pharmacists	8	7	6	7	8	11	11
Pharmacy assistants	3	6	4		2	3	3
Radiographers	4	5	5	3	3	5	5
Dieticians	2	3	3	2	2	2	2
Environmental health	1	1	2	2	1	2	2
Health sciences, medical technicians and nurses	2	1	1	1	1	1	1
Occupational therapists	1	2	3	1	1	1	1
Optometrists	1	1	1	1	1	1	1
Physiotherapists	1	2	2	1	1	3	3
Psychologists	1	1	1	1	2	2	2
Speech and hearing therapists	2	2	2		1	1	1
Social Workers	2	2	2	2	2	5	6
Administrative	163	180	174	175	182	206	209
Levels: 13 - >	1	1	1	1			
Levels: 11 - 12					1	2	2
Levels: 10 - <	162	179	173	174	181	204	207
Total hospital personnel numbers	394	431	415	403	442	491	496
Total personnel cost (R thousand)	127 736	136 705	153 444	163 900	176 704	204 940	214 777
Unit cost (R thousand)	324	317	370	407	400	417	433

Name of hospital: Jubilee

Type: District hospital

Hospital budget summary

R thousand	Outcome			Main appropriation	Adjusted appropriation 2019/20	Revised estimate	Medium-term estimates		
	2016/17	2017/18	2018/19				2020/21	2021/22	2022/23
Receipts									
Transfer receipts from national	389 175	409 760	467 177	475 863	541 767	541 767	577 777	609 704	638 970
Equitable share	341 260	371 907	407 580	428 030	485 599	485 599	539 477	565 158	592 286
Conditional grants	47 915	37 853	59 597	47 833	56 168	56 168	38 300	44 546	46 684
<i>Comprehensive HIV and Aids Grant</i>	36 915	37 853	59 597	36 234	36 234	36 234	37 300	42 184	44 209
<i>Health Infrastructure Grant</i>									
<i>Health Professions Training and Development Grant</i>									
<i>Human Resources Capacitation Grant</i>				7 899	16 234	16 234			
<i>Hospital Revitalisation Grant</i>	11 000			3 700	3 700	3 700	1 000	2 362	2 475
<i>National Tertiary Services Grant</i>									
Total receipts	389 175	409 760	467 177	475 863	541 767	541 767	577 777	609 704	638 970
Payments									
Current payments	387 474	416 094	456 735	465 855	521 396	514 979	547 141	574 638	602 221
Compensation of employees	277 299	296 517	326 557	339 949	366 284	345 915	394 535	414 364	434 253
Goods and services	110 175	119 577	130 178	125 906	155 112	169 064	152 606	160 274	167 968
<i>of which</i>									
<i>Laboratory Services</i>	10	10 910	20 904	20 731	24 731	28 570	35 500	37 284	39 074
<i>Contractors</i>	5 369	2 669	1174	2 300	1 800	808	459	482	505
<i>Agency & support/outsourced services</i>	2 546	2 010	792	2 200	1 900	2 377	1 800	1 890	1 981
<i>Medical supplies</i>	35 217	35 273	40 247	33 000	38 000	49 080	38 400	40 330	42 266
<i>Medicine</i>	19 080	25 286	20 323	28 765	30 765	30 765	28 300	29 721	31 148
<i>Food and food supplies</i>	2 840	2 559	2 248	3 600	3 000	2 013	3 100	3 256	3 412
<i>Fuel, Oil and Gas</i>	1 773	3 859	7 772	3 200	3 200	3 735	3 000	3 151	3 302
<i>Other (Specify)</i>	43 340	37 011	36 718	32 110	51 716	51 716	42 047	44 160	46 280
Interest and rent on land									
Transfers and subsidies to:	861	2 307	2 545	2 808	2 808	926	1 800	2 031	2 128
Municipalities									
Non-profit institutions									
Households	861	2 307	2 545	2 808	2 808	926	1 800	2 031	2 128
Payments for capital assets	20 080	5 806	4 212	7 200	17 563	16 313	28 836	33 035	34 621
Buildings and other fixed structures	14 168			200	10 563	10 563	21 836	33 035	34 621
Machinery and equipment	5 912	5 806	4 212	7 000	7 000	5 750	7 000		
Software and other intangible assets									
Payments for financial assets	73	15	36			112			
Unallocated contingency reserve									
Total Payments	408 488	424 222	463 528	475 863	541 767	532 330	577 777	609 704	638 970
Surplus/(deficit) before financing	(19 313)	(14 462)	3 649			9 437			
Financing									
Roll-overs									
<i>Other (Specify)</i>									
Surplus/(deficit) after financing	(19 313)	(14 462)	3 649			9 437			

Name of hospital: Jubilee

Type: District hospital

Summary of personnel numbers and costs

Personnel numbers	As at 31 March 2017	As at 31 March 2018	As at 31 March 2019	As at 31 March 2020	As at 31 March 2021	As at 31 March 2022	As at 31 March 2023
Professional	689	551	536	504	529	582	594
Medical Practitioners	50	47	57	51	62	67	68
Medical Specialists	8	4	4	4	6	7	8
Total doctors	58	51	61	55	68	74	76
Professional Nurses	287	214	215	214	221	241	244
Nursing assistants and pupil nurses	250	186	183	181	180	186	190
Student Nurses	2	13	2		1		
Total Nurses	539	413	400	395	402	427	434
Dentists, dental therapy, oral hygiene					5	6	6
Ambulance personnel		1					
Pharmacists	10	14	11	11	10	14	15
Pharmacy assistants	18	11	11				
Radiographers	17	17	14	12	16	21	22
Dieticians	7	8	7	5	5	6	6
Environmental health		1	1	1			
Health sciences, medical technicians and	6	7	6	5	1	1	1
Occupational therapists	8	8	7	4	6	8	8
Optometrists	3	1	1	1	1	2	2
Physiotherapists	9	7	8	6	7	10	10
Psychologists	3	3	2	2	2	3	3
Speech and hearing therapists	6	5	4	4	3	4	5
Social Workers	5	4	3	3	3	6	6
Administrative	361	283	276	283	272	291	296
Levels: 13 - >		1	1				
Levels: 11 - 12	1		1		1	2	2
Levels: 10 - <	360	282	274	283	271	289	294
Total hospital personnel numbers	1050	834	812	787	801	873	890
Total personnel cost (R thousand)	277 299	296 517	326 557	345 915	394 535	414 364	434 253
Unit cost (R thousand)	264	356	402	440	493	475	488

Name of hospital: Kopanong				Type: District hospital					
Hospital budget summary									
R thousand	Outcome			Main appropriation	Adjusted appropriation	Revised estimate	Medium-term estimates		
	2016/17	2017/18	2018/19				2020/21	2021/22	2022/23
Receipts	264 361	273 997	324 923	345 247	385 167	385 167	392 302	416 797	436 803
Transfer receipts from national	233 188	246 375	269 425	296 827	349 353	349 353	352 571	361 437	378 786
Equitable share	31 173	27 622	55 498	48 420	35 814	35 814	39 731	55 360	58 017
Conditional grants	30 173	27 622	55 498	26 009	26 009	26 009	30 512	34 508	36 164
<i>Comprehensive HIV and Aids Grant</i>									
<i>Health Infrastructure Grant</i>									
<i>Health Professions Training and Development Grant</i>									
<i>Statutory Human Resources Grant</i>				2 911	6 305	6 305	9 219	20 852	21 853
<i>Hospital Revitalisation Grant</i>	1 000			19 500	3 500	3 500			
<i>National Tertiary Services Grant</i>									
Total receipts	264 361	273 997	324 923	345 247	385 167	385 167	392 302	416 797	436 803
Payments	247 541	264 381	272 581	322 047	357 941	330 527	381 557	400 733	419 968
Current payments	172 852	182 088	201 512	216 762	231 156	213 583	247 184	259 607	272 068
Compensation of employees	74 689	82 293	71 069	105 285	126 785	116 944	134 373	141 126	147 900
Goods and services									
<i>of which</i>									
<i>Laboratory Services</i>	3 318	9 217	15 925	17 100	17 100	19 035	13 100	13 758	14 419
<i>Contractors</i>	858	663	1 537	3 598	3 598	105	3 598	3 779	3 960
<i>Agency & support/outourced services</i>	1 278	2 657	2 792	6 800	8 300	10 249	7 300	7 667	8 035
<i>Medical supplies</i>	9 274	21 721	14 019	13 000	13 000	12 661	19 500	20 480	21 463
<i>Medicine</i>	12 793	18 888	14 581	23 070	23 070	15 207	18 800	19 745	20 693
<i>Food and food supplies</i>	2 902	3 660	3 236	3 500	2 500	3 366	4 500	4 726	4 953
<i>Fuel, Oil and Gas</i>	19 438	6 593	2 484	3 000	3 000	104	3 500	3 676	3 852
<i>Other (Specify)</i>	24 828	18 894	16 495	35 217	56 217	56 217	64 075	67 295	70 525
Interest and rent on land									
Transfers and subsidies to:	367	479	150	500	500	794	500	564	591
Municipalities									
Departmental agencies and accounts									
Higher education institutions									
Public corporations and private enterprises									
Non-profit institutions									
Households	367	479	150	500	500	794	500	564	591
Payments for capital assets	3 732	1 577	5 762	22 700	26 726	31 842	10 245	15 499	16 243
Buildings and other fixed structures	2 946			16 000	20 026	20 026	6 100	9 229	9 672
Machinery and equipment	786	1 577	5 762	6 700	6 700	11 816	4 145	6 271	6 572
Heritage assets									
Specialised military assets									
Biological assets									
Land and sub-soil assets									
Software and other intangible assets									
Payments for financial assets	30	50	76			27			
Unallocated contingency reserve									
Total Payments	251 670	266 487	278 569	345 247	385 167	363 190	392 302	416 797	436 803
Surplus/(deficit) before financing	12 691	7 510	46 354			21 977			
Financing									
Roll-overs									
Other (Specify)									
Surplus/(deficit) after financing	12 691	7 510	46 354			21 977			

Name of hospital: Kopanong

Type: District hospital

Summary of personnel numbers and costs

Personnel numbers	As at 31 March 2017	As at 31 March 2018	As at 31 March 2019	As at 31 March 2020	As at 31 March 2021	As at 31 March 2022	As at 31 March 2023
Professional	339	354	336	319	375	398	401
Medical Practitioners	40	45	42	36	46	51	52
Medical Specialists	6	2	2	3	4	4	4
Total doctors	46	47	44	39	50	55	56
Professional Nurses	106	110	105	109	123	127	129
Nursing assistants and pupil nurses	141	147	141	146	159	164	164
Student Nurses	2	6	3	2			
Total Nurses	249	263	249	257	282	291	293
Dentists, dental therapy, oral hygiene					6	6	6
Ambulance personnel							
Pharmacists	6	6	5	4	8	10	10
Pharmacy assistants	10	13	12		1	2	2
Radiographers	9	7	8	7	11	13	13
Dieticians	3	3	3	2	4	5	5
Environmental health	1	1		1	1	1	1
Health sciences, medical technicians and res	7	7	6	6	1	1	1
Occupational therapists	1	1	2		2	2	2
Optometrists							
Physiotherapists	3	2	2	1	3	4	4
Psychologists					1	2	2
Speech and hearing therapists	2	2	3				
Social Workers	2	2	2	2	5	6	6
Administrative	211	212	202	207	241	246	247
Levels: 13 - >			1	1	1	1	1
Levels: 11 - 12	1				2	2	2
Levels: 10 - <	210	212	201	206	238	243	244
Total hospital personnel numbers	550	566	538	526	616	644	648
Total personnel cost (R thousand)	172 852	182 088	201 512	213 583	247 184	259 607	272 068
Unit cost (R thousand)	314	322	375	406	401	403	420

Name of hospital: Pretoria West

Type: District hospital

Hospital budget summary

R thousand	Outcome			Main appropriation	Adjusted appropriation 2019/20	Revised estimate	Medium-term estimates		
	2016/17	2017/18	2018/19				2020/21	2021/22	2022/23
Receipts									
Transfer receipts from national	245 085	226 180	282 686	302 324	317 008	317 008	311 492	329 089	344 885
Equitable share	213 002	208 061	237 181	250 931	269 238	269 238	283 942	297 931	312 232
Conditional grants	32 083	18 119	45 505	51 393	47 770	47 770	27 550	31 158	32 653
Comprehensive HIV and Aids Grant	32 083	18 119	45 505	41 977	41 977	41 977	27 550	31 158	32 653
Health Infrastructure Grant									
Health Professions Training and Development Grant									
Stature Human Resources Grant				2 641	1 844	1 844			
Hospital Revitalisation Grant				6 775	3 949	3 949			
National Tertiary Services Grant									
Total receipts	245 085	226 180	282 686	302 324	317 008	317 008	311 492	329 089	344 885
Payments									
Current payments	196 644	216 561	235 355	293 308	305 776	293 783	306 812	322 232	337 699
Compensation of employees	147 864	159 892	175 448	184 323	188 526	185 921	202 736	212 925	223 145
Goods and services	48 780	56 669	59 907	108 985	117 250	107 862	104 076	109 307	114 554
of which									
Laboratory Services	2 773	5 285	8 140	12 616	12 616	12 328	10 422	10 946	11 471
Contractors	276	760	1 121	2 106	2 106	594	2 211	3 322	3 482
Agency & support/outourced services	3 431	4 614	5 359	7 308	7 308	5 432	7 673	9 058	9 493
Medical supplies	5 003	7 283	10 496	13 886	13 886	10 787	14 580	15 313	16 049
Medicine	7 111	10 673	10 479	32 607	33 607	33 607	16 119	16 929	17 742
Food and food supplies	1 816	4 749	4 159	6 178	6 178	3 770	6 487	6 813	7 140
Fuel, Oil and Gas	788	45	185	222	222	17	233	245	256
Other (Specify)	27 582	23 260	19 968	34 062	41 327	41 327	46 351	46 681	48 921
Interest and rent on land									
Transfers and subsidies to:	774	304	432	554	554	535	581	655	687
Municipalities									
Departmental agencies and accounts									
Higher education institutions									
Public corporations and private enterprises									
Non-profit institutions									
Households									
	774	304	432	554	554	535	581	655	687
Payments for capital assets	9 730	1 929	501	8 462	10 678	7 897	4 099	6 202	6 499
Buildings and other fixed structures	3 668			3 200	5 416	5 416	50	76	79
Machinery and equipment	6 062	1 929	501	5 262	5 262	2 481	4 049	6 126	6 420
Heritage assets									
Specialised military assets									
Biological assets									
Land and sub-soil assets									
Software and other intangible assets									
Payments for financial assets	37	5				7			
Unallocated contingency reserve									
Total Payments	207 185	218 799	236 288	302 324	317 008	302 222	311 492	329 089	344 885
Surplus/(deficit) before financing	37 900	7 381	46 398			14 786			
Financing									
Roll-overs									
Other (Specify)									
Surplus/(deficit) after financing	37 900	7 381	46 398			14 786			

Name of hospital: Pretoria West

Type: District Hospital

Summary of personnel numbers and costs

Personnel numbers	As at 31 March 2017	As at 31 March 2018	As at 31 March 2019	As at 31 March 2020	As at 31 March 2021	As at 31 March 2022	As at 31 March 2023
Professional	311	332	330	299	349	379	383
Medical Practitioners	18	22	23	16	27	29	29
Medical Specialists	1	2	2	2	4	4	4
Total doctors	19	24	25	18	31	33	33
Professional Nurses	93	104	111	109	128	142	143
Nursing assistants and pupil nurses	165	165	157	149	153	161	164
Student Nurses	3	9	1				
Total Nurses	261	278	269	258	281	303	307
Dentists, dental therapy, oral hygiene					2	2	2
Ambulance personnel							
Pharmacists	5	6	9	5	9	10	10
Pharmacy assistants	4	4	4		2	3	3
Radiographers	6	7	7	5	6	7	7
Dieticians	4	4	4	3	3	3	3
Environmental health					1	1	1
Health sciences, medical technicians and researche	5	2	5	4			
Occupational therapists					2	2	2
Optometrists	1	1	1	1	1	1	1
Physiotherapists	3	3	3	2	3	4	4
Psychologists					2	3	3
Speech and hearing therapists							
Social Workers	3	3	3	3	6	7	7
Administrative	197	213	202	196	206	218	220
Levels: 13 - >		1	1	1	1	1	1
Levels: 11 - 12					1	2	2
Levels: 10 - <	197	212	201	195	204	215	217
Total hospital personnel numbers	508	545	532	495	555	597	603
Total personnel cost (R thousand)	147 864	159 892	175 448	185 921	202 736	212 925	223 145
Unit cost (R thousand)	291	293	330	376	365	357	370

Name of hospital: ODI				Type: District Hospital					
Hospital budget summary									
R thousand	Outcome			Main appropriation	Adjusted appropriation 2019/20	Revised estimate	Medium-term estimates		
	2016/17	2017/18	2018/19				2020/21	2021/22	2022/23
Receipts	306 345	300 020	382 853	388 459	421 791	421 791	394 277	417 502	437 542
Transfer receipts from national	306 345	300 020	382 853	388 459	421 791	421 791	394 277	417 502	437 542
Equitable share	269 830	275 222	309 229	321 509	351 640	351 640	359 377	378 032	396 178
Conditional grants	36 515	24 798	73 624	66 950	70 151	70 151	34 900	39 470	41 365
Comprehensive HIV and Aids Grant	36 515	24 798	73 624	57 666	57 666	57 666	34 900	39 470	41 365
Health Infrastructure Grant									
Health Professions Training and Development Grant									
Statutory Human Resources Grant				5 584	8 985	8 985			
Hospital Revitalisation Grant				3 700	3 500	3 500			
National Tertiary Services Grant									
Total receipts	306 345	300 020	382 853	388 459	421 791	421 791	394 277	417 502	437 542
Payments	251 993	278 558	312 032	379 359	402 080	361 360	385 077	404 430	423 843
Current payments	251 993	278 558	312 032	379 359	402 080	361 360	385 077	404 430	423 843
Compensation of employees	195 982	212 179	232 469	245 108	258 509	229 317	259 826	272 884	285 983
Goods and services	56 011	66 379	79 563	134 251	143 571	132 043	125 251	131 546	137 860
of which									
Laboratory Services	(1 732)	9 969	12 039	20 500	19 000	13 592	27 000	28 357	29 718
Contractors	638	986	707	2 000	2 000	1 046	2 000	3 101	3 249
Agency & support/outsourced services	878	1 195	731	2 431	2 231	1 317	2 400	3 521	3 690
Medical supplies	10 589	12 231	13 594	16 000	16 000	14 615	16 348	17 170	17 994
Medicine	5 200	15 051	14 393	12 156	42 656	42 656	22 500	23 631	24 765
Food and food supplies	1 237	2 322	1 698	2 400	2 400	1 518	2 400	2 521	2 642
Fuel, Oil and Gas	3 552	3 486	15 214	15 711	16 711	14 726	15 600	16 384	17 170
Other (Specify)	35 649	21 139	21 187	63 053	42 573	42 573	37 003	36 863	38 632
Interest and rent on land									
Transfers and subsidies to:	1 466	1 322	673	2 000	2 000	351	2 200	2 482	2 601
Municipalities									
Departmental agencies and accounts									
Higher education institutions									
Public corporations and private enterprises									
Non-profit institutions									
Households	1 466	1 322	673	2 000	2 000	351	2 200	2 482	2 601
Payments for capital assets	6 201	6 362	4 521	7 100	17 711	17 995	7 000	10 590	11 098
Buildings and other fixed structures	1 090			200	10 811	10 811			
Machinery and equipment	5 111	6 362	4 521	6 900	6 900	7 184	7 000	10 590	11 098
Heritage assets									
Specialised military assets									
Biological assets									
Land and sub-soil assets									
Software and other intangible assets									
Payments for financial assets	56	33	32			35			
Unallocated contingency reserve									
Total Payments	259 716	286 275	317 258	388 459	421 791	379 741	394 277	417 502	437 542
Surplus/(deficit) before financing	46 629	13 745	65 595			42 050			
Financing									
Roll-overs									
Other (Specify)									
Surplus/(deficit) after financing	46 629	13 745	65 595			42 050			

Name of hospital: ODI

Type: District Hospital

Summary of personnel numbers and costs

Personnel numbers	As at 31 March 2017	As at 31 March 2018	As at 31 March 2019	As at 31 March 2020	As at 31 March 2021	As at 31 March 2022	As at 31 March 2023
Professional	396	411	408	381	404	425	432
Medical Practitioners	32	35	34	29	32	34	34
Medical Specialists	1	1	2	2	2	2	2
Total doctors	33	36	36	31	34	36	36
Professional Nurses	152	152	167	169	174	182	186
Nursing assistants and pupil nurses	148	151	156	146	156	163	165
Student Nurses	1	1	7				
Total Nurses	301	304	330	315	330	345	351
Dentists, dental therapy, oral hygiene					5		
Ambulance personnel							
Pharmacists	10	12	6	9	11	14	14
Pharmacy assistants	12	14	7		2	3	3
Radiographers	9	9	7	9	8	10	10
Dieticians	4	5	3	2	2	2	2
Environmental health					1	1	1
Health sciences, medical technicians and researchers	10	10	5	5			
Occupational therapists	2	3	2	1	2	2	2
Optometrists							
Physiotherapists	5	6	4	2	3	4	4
Psychologists	3	3	3	2	2	2	3
Speech and hearing therapists	3	4	2	2	1	1	1
Social Workers	4	5	3	3	3	5	5
Administrative	251	253	256	232	243	263	266
Levels: 13 - >							
Levels: 11 - 12	1	1	1	1	1	2	2
Levels: 10 - <	250	252	255	231	242	261	264
Total hospital personnel numbers	647	664	664	613	647	688	698
Total personnel cost (R thousand)	195 982	212 179	232 469	229 317	259 826	272 884	285 983
Unit cost (R thousand)	303	320	350	374	402	397	410

Name of hospital: South Rand				Type: District hospital					
Hospital budget summary									
R thousand	Outcome			Main appropriation	Adjusted appropriation 2019/20	Revised estimate	Medium-term estimates		
	2016/17	2017/18	2018/19				2020/21	2021/22	2022/23
Receipts									
Transfer receipts from national	284 481	274 050	308 340	310 870	349 278	349 278	320 763	340 055	356 377
Equitable share	245 793	244 568	274 014	276 054	316 063	316 063	312 404	330 601	346 470
Conditional grants	38 688	29 482	34 326	34 816	33 215	33 215	8 359	9 454	9 907
<i>Comprehensive HIV and Aids Grant</i>	30 688	29 482	34 326	21 719	21 719	21 719	8 309	9 397	9 848
<i>Health Infrastructure Grant</i>									
<i>Health Professions Training and Development Grant</i>									
<i>Statutory Human Resources Grant</i>				3 957	8 426	8 426			
<i>Hospital Revitalisation Grant</i>	8 000			9 140	3 070	3 070	50	57	59
<i>National Tertiary Services Grant</i>									
Total receipts	284 481	274 050	308 340	310 870	349 278	349 278	320 763	340 055	356 377
Payments									
Current payments	253 194	267 457	280 089	292 570	327 339	321 712	313 493	329 249	345 052
Compensation of employees	180 097	193 935	203 565	213 231	226 700	211 402	232 693	244 388	256 118
Goods and services	73 097	73 522	76 524	79 339	100 639	110 310	80 800	84 861	88 934
<i>of which</i>									
<i>Laboratory Services</i>	2 864	3 622	11 942	12 300	16 800	20 183	12 600	13 233	13 868
<i>Contractors</i>	173	254	436	400	400	194	500	525	550
<i>Agency & support/outsource services</i>	157	4 404	43	20	70	68	30	32	33
<i>Medical supplies</i>	18 818	14 741	14 331	10 000	13 000	15 232	7 000	7 352	7 705
<i>Medicine</i>	11 873	22 722	18 520	20 239	20 239	19 686	12 950	13 601	14 254
<i>Food and food supplies</i>	3 272	4 285	3 252	4 000	4 000	3 799	3 000	3 975	4 166
<i>Fuel, Oil and Gas</i>	1 114	6 552	6 272	5 000	6 000	11 018	10 000	9 679	10 143
<i>Other (Specify)</i>	34 826	16 942	21 728	27 380	40 130	40 130	34 720	36 465	38 215
Interest and rent on land									
Transfers and subsidies to:	760	378	541	600	600	779	500	564	591
Municipalities									
Departmental agencies and accounts									
Higher education institutions									
Public corporations and private enterprises									
Non-profit institutions									
Households	760	378	541	600	600	779	500	564	591
Payments for capital assets	8 363	2 188	4 418	17 700	21 339	17 451	6 770	10 242	10 734
Buildings and other fixed structures				6 200	9 839	9 839	650	983	1 031
Machinery and equipment	8 363	2 188	4 418	11 500	11 500	7 612	6 120	9 259	9 703
Heritage assets									
Specialised military assets									
Biological assets									
Land and sub-soil assets									
Software and other intangible assets									
Payments for financial assets	6	40	77			20			
Unallocated contingency reserve									
Total Payments	262 323	270 063	285 125	310 870	349 278	339 962	320 763	340 055	356 377
Surplus/(deficit) before financing	22 158	3 987	23 215			9 316			
Financing									
Roll-overs									
<i>Other (Specify)</i>									
Surplus/(deficit) after financing	22 158	3 987	23 215			9 316			

Name of hospital: South Rand

Type: District hospital

Summary of personnel numbers and costs

Personnel numbers	As at 31 March 2017	As at 31 March 2018	As at 31 March 2019	As at 31 March 2020	As at 31 March 2021	As at 31 March 2022	As at 31 March 2023
Professional	364	394	378	344	392	447	458
Medical Practitioners	43	39	36	22	32	36	38
Medical Specialists	1				1	2	2
Total doctors	44	39	36	22	33	38	40
Professional Nurses	119	121	128	126	152	164	166
Nursing assistants and pupil nurses	158	183	170	163	164	193	197
Student Nurses	1	3		1			
Total Nurses	278	307	298	290	316	357	363
Dentists, dental therapy, oral hygiene					1		
Ambulance personnel							
Pharmacists	7	8	7	5	9	12	12
Pharmacy assistants	4	4	3		2	4	4
Radiographers	7	6	7	6	8	9	10
Dieticians	3	3	3	5	2	2	2
Environmental health					1	1	1
Health sciences, medical technicians and researchers	1	5	5	5	1	1	1
Occupational therapists	6	7	7	4	6	7	8
Optometrists	1	1	1	1	1	1	1
Physiotherapists	6	6	5	3	4	5	6
Psychologists							
Speech and hearing therapists	3	4	3	1	3	3	3
Social Workers	4	4	3	2	5	7	7
Administrative	207	224	217	215	236	249	254
Levels: 13 - >							
Levels: 11 - 12	1	1	1	1	2	3	3
Levels: 10 - <	206	223	216	214	234	246	251
Total hospital personnel numbers	571	618	595	559	628	696	712
Total personnel cost (R thousand)	180 097	193 935	203 565	211 402	232 693	244 388	256 118
Unit cost (R thousand)	315	314	342	378	371	351	360

Name of hospital: Tshwane				Type: District hospital						
Hospital budget summary										
	Outcome			Main appropriation	Adjusted appropriation 2019/20	Revised estimate	Medium-term estimates			
R thousand	2016/17	2017/18	2018/19				2020/21	2021/22	2022/23	
Receipts										
Transfer receipts from national	347 082	302 841	341 271	389 144	398 401	398 401	407 345	432 100	452 839	
Equitable share	308 567	272 141	310 839	335 088	344 999	344 999	366 745	386 183	404 720	
Conditional grants	38 515	30 700	30 432	54 056	53 402	53 402	40 600	45 917	48 119	
<i>Comprehensive HIV and Aids Grant</i>	38 515	30 700	30 432	43 604	43 604	43 604	34 600	39 131	41 009	
<i>Health Infrastructure Grant</i>										
<i>Health Professions Training and Development Grant</i>										
<i>Statutory Human Resources Grant</i>				4 912	6 158	6 158				
<i>Hospital Revitalisation Grant</i>				5 540	3 640	3 640	6 000	6 786	7 110	
<i>National Tertiary Services Grant</i>										
Total receipts				389 144	398 401	398 401	407 345	432 100	452 839	
Payments										
Current payments	277 369	325 694	347 323	381 644	390 640	388 731	397 815	417 810	437 862	
Compensation of employees	192 353	203 849	230 061	238 488	241 734	242 755	258 155	271 129	284 144	
Goods and services	85 016	121 845	117 262	143 156	148 906	145 976	139 660	146 681	153 718	
<i>of which</i>										
<i>Laboratory Services</i>	4 682	11 187	17 527	19 656	19 656	8 873	18 200	19 115	20 032	
<i>Contractors</i>	2 157	511	114	1 100	1 100	1 100	500	525	550	
<i>Agency & support/outsource services</i>	3 212	7 887	479	4 110	2 610	791	1 000	1 050	1 101	
<i>Medical supplies</i>	14 221	22 344	20 336	20 000	23 500	37 423	40 000	42 010	44 027	
<i>Medicine</i>	14 409	29 092	25 742	43 520	43 250	43 250	34 100	35 816	37 531	
<i>Food and food supplies</i>	1 307	2 447	2 928	6 000	6 000	3 471	3 000	4 151	4 350	
<i>Fuel, Oil and Gas</i>	189	139	182	2 600	2 600	878	1 000	1 050	1 101	
<i>Other (Specify)</i>	44 839	48 238	49 954	46 170	50 190	50 190	41 860	42 964	45 026	
Interest and rent on land										
Transfers and subsidies to:				195	446	150	300	300	432	
Municipalities										
Departmental agencies and accounts										
Higher education institutions										
Public corporations and private enterprises										
Non-profit institutions										
Households	195	446	150	300	300	432	330	372	390	
Payments for capital assets				26 045	6 958	1 826	7 200	7 461	4 501	
Buildings and other fixed structures	21 394			2 000	2 811	2 811	6 000	9 077	9 513	
Machinery and equipment	4 651	6 958	1 826	5 200	4 650	1 690	3 200	4 841	5 074	
Heritage assets										
Specialised military assets										
Biological assets										
Land and sub-soil assets										
Software and other intangible assets										
Payments for financial assets				106	25	41	19			
Unallocated contingency reserve										
Total Payments	303 715	333 123	349 340	389 144	398 401	393 683	407 345	432 100	452 839	
Surplus/(deficit) before financing	43 367	(30 282)	(8 069)			4 718				
Financing										
Roll-overs										
<i>Other (Specify)</i>										
Surplus/(deficit) after financing	43 367	(30 282)	(8 069)			4 718				

Name of hospital: Tshwane

Type: District hospital

Summary of personnel numbers and costs

Personnel numbers	As at 31 March 2017	As at 31 March 2018	As at 31 March 2019	As at 31 March 2020	As at 31 March 2021	As at 31 March 2022	As at 31 March 2023
Professional	385	386	381	355	416	462	480
Medical Practitioners	28	28	30	20	26	31	32
Medical Specialists					2	2	2
Total doctors	28	28	30	20	28	33	34
Professional Nurses	116	123	119	122	145	162	171
Nursing assistants and pupil nurses	178	187	178	173	192	207	212
Student Nurses	3	1			1		
Total Nurses	297	311	297	295	338	369	383
Dentists, dental therapy, oral hygiene					2		
Ambulance personnel							
Pharmacists	8	8	8	9	13	16	17
Pharmacy assistants	8	7	7		2	5	5
Radiographers	11	11	12	9	11	14	15
Dieticians	4	4	3	4	4	4	4
Environmental health					1	1	1
Health sciences, medical technicians and researchers	13	3	5	5	2	2	2
Occupational therapists	4	4	4	3	2	3	3
Optometrists	1	1	1	1	1	1	1
Physiotherapists	4	3	5	2	4	5	6
Psychologists	2	1	3	3	2	2	2
Speech and hearing therapists	1	1	3	1	1	1	1
Social Workers	4	4	3	3	5	6	6
Administrative	237	262	254	261	272	289	294
Levels: 13 - >		1	1	1	1	1	1
Levels: 11 - 12					2	3	3
Levels: 10 - <	237	261	253	260	269	285	290
Total hospital personnel numbers	622	648	635	616	688	751	774
Total personnel cost (R thousand)	192 353	203 849	230 061	242 755	258 155	271 129	284 144
Unit cost (R thousand)	309	315	362	394	375	361	367

Name of hospital: Bheki Mlangeni				Type: District hospital					
Hospital budget summary									
	Outcome			Main appropriation	Adjusted appropriation	Revised estimate	Medium-term estimates		
R thousand	2016/17	2017/18	2018/19	2019/20			2020/21	2021/22	2022/23
Receipts									
Transfer receipts from national	378 954	373 866	424 698	444 152	478 774	478 774	531 620	564 955	592 072
Equitable share	335 310	365 836	416 153	424 434	461 903	461 903	518 441	550 050	576 452
Conditional grants	43 644	8 030	8 545	19 718	16 871	16 871	13 179	14 905	15 620
<i>Comprehensive HIV and Aids Grant</i>	43 188	8 030	8 545	10 763	10 763	10 763	13 179	14 905	15 620
<i>Health Infrastructure Grant</i>									
<i>Health Professions Training and Development Grant</i>									
<i>Statutory Human Resources Grant</i>				1 455	2 608	2 608			
<i>Hospital Revitalisation Grant</i>	456			7 500	3 500	3 500			
<i>National Tertiary Services Grant</i>									
Total receipts	378 954	373 866	424 698	444 152	478 774	478 774	531 620	564 955	592 072
Payments									
Current payments	347 206	381 495	427 709	437 132	470 907	457 802	517 303	543 302	569 381
Compensation of employees	300 283	318 980	348 998	357 039	370 692	369 419	413 651	434 440	455 293
Goods and services	46 923	62 515	78 711	80 093	100 215	88 383	103 652	108 862	114 088
<i>of which</i>									
<i>Laboratory Services</i>	4 476	12 191	24 794	13 677	25 377	29 777	23 238	24 406	25 577
<i>Contractors</i>	710	1 897	1 887	1 500	1 500	1 722	1 500	2 002	2 099
<i>Agency & support/outsource services</i>	1 085	125	583	1 500	1 500	318	1 500	2 333	2 445
<i>Medical supplies</i>	14 929	16 589	18 728	17 000	18 500	18 522	22 000	23 106	24 215
<i>Medicine</i>	7 693	9 956	9 735	12 199	11 968	10 033	17 668	18 556	19 447
<i>Food and food supplies</i>	2 557	3 567	4 007	5 339	5 339	4 792	5 339	6 757	7 082
<i>Fuel, Oil and Gas</i>	936	771	478	634	434	1 166	634	667	698
<i>Other (Specify)</i>	14 537	17 419	18 499	28 244	35 597	22 053	31 773	31 035	32 525
Interest and rent on land									
Transfers and subsidies to:	604	429	127	20	20	635	20	23	24
Municipalities									
Non-profit institutions									
Households	604	429	127	20	20	635	20	23	24
Payments for capital assets	1 678	1 823	1 905	7 000	7 847	6 830	14 297	21 630	22 667
Buildings and other fixed structures				4 000	4 847	4 847	11 297	17 091	17 911
Machinery and equipment	1 678	1 823	1 905	3 000	3 000	1 983	3 000	4 539	4 756
Software and other intangible assets									
Payments for financial assets	24	15	75						
Unallocated contingency reserve									
Total Payments	349 512	383 762	429 816	444 152	478 774	465 267	531 620	564 955	592 072
Surplus/(deficit) before financing	29 442	(9 896)	(5 118)			13 507			
Financing									
Roll-overs									
<i>Other (Specify)</i>									
Surplus/(deficit) after financing	29 442					13 507			

Name of hospital: Bheki Mlangeni

Type: District hospital

Summary of personnel numbers and costs

Personnel numbers	As at 31 March 2017	As at 31 March 2018	As at 31 March 2019	As at 31 March 2020	As at 31 March 2021	As at 31 March 2022	As at 31 March 2023
Professional	474	648	617	568	663	720	738
Medical Practitioners	27	57	45	39	48	51	54
Medical Specialists	4	2	2	1	2	2	2
Total doctors	31	59	47	40	50	53	56
Professional Nurses	130	203	203	196	238	252	258
Nursing assistants and pupil nurses	230	308	294	287	307	327	329
Student Nurses		6	7	1	1		
Total Nurses	360	517	504	484	546	579	587
Dentists, dental therapy, oral hygiene		6	3	2	3	4	4
Ambulance personnel							
Pharmacists	8	13	13	8	14	17	18
Pharmacy assistants	15	10	10		3	6	8
Radiographers	12	16	13	11	15	18	18
Dieticians	3	4	5	4	4	4	4
Environmental health					1	1	1
Health sciences, medical technicians and research	22	3	2	3	3	4	5
Occupational therapists	5	4	5	3	2	3	3
Optometrists	3	1	1	1	1	2	2
Physiotherapists	3	3	4	3	5	7	8
Psychologists	3	1	1	1	2	4	4
Speech and hearing therapists	3	4	5	4	5	6	6
Social Workers	6	7	4	4	9	12	14
Administrative	371	449	436	442	414	427	431
Levels: 13 - >	1	1	1	1	1	1	1
Levels: 11 - 12	2				2	3	3
Levels: 10 - <	368	448	435	441	411	423	427
Total hospital personnel numbers	845	1 097	1 053	1 010	1 077	1 147	1 169
Total personnel cost (R thousand)	300 283	318 980	348 998	369 419	413 651	434 440	455 293
Unit cost (R thousand)	355	291	331	366	384	379	389

Name of hospital: Bronkhorspriet Hospital				Type: District hospital								
Hospital budget summary												
	Outcome			Main appropriation	Adjusted appropriation	Revised estimate	Medium-term estimates					
R thousand	2016/17	2017/18	2018/19		2019/20		2020/21	2021/22	2022/23			
Receipts												
Transfer receipts from national	102 193	79 857	77 974	103 838	105 764	105 764	126 148	134 065	140 500			
Equitable share	102 193	79 308	77 974	95 708	97 247	97 247	112 969	119 160	124 880			
Conditional grants		549		8 130	8 517	8 517	13 179	14 905	15 620			
Comprehensive HIV and Aids Grant		549					13 179	14 905	15 620			
Health Infrastructure Grant												
Health Professions Training and Development Grant												
Statutory Human Resources Grant				4 630	5 517	5 517						
Hospital Revitalisation Grant				3 500	3 000	3 000						
National Tertiary Services Grant												
Total receipts				102 193	79 857	77 974	103 838	105 764	105 764	126 148	134 065	140 500
Payments												
Current payments	45 471	32 860	47 386	99 738	100 075	55 012	122 675	128 840	135 025			
Compensation of employees	15 067	26 529	36 033	41 324	42 211	39 703	55 514	58 304	61 103			
Goods and services	30 404	6 331	11 353	58 414	57 864	15 309	67 161	70 536	73 922			
of which												
Laboratory Services			1 113	3 000	3 000	3 399	11 550	12 130	12 713			
Contractors			98	2 000	2 000	2 000	1 213	1 274	1 335			
Agency & support/outourced services	246	230	34	500	500	69	600	630	660			
Medical supplies	706	1 997	2 360	8 000	8 000	4 386	6 850	7 194	7 540			
Medicine	691	893	1 581	12 000	12 000	1 797	12 100	12 708	13 318			
Food and food supplies	137	36	307	3 000	3 000	397	2 740	2 878	3 016			
Fuel, Oil and Gas	1	78	378	3 000	3 000	827	1 575	1 654	1 734			
Other (Specify)	28 623	3 097	5 482	26 914	26 364	2 434	30 533	32 068	33 607			
Interest and rent on land												
Transfers and subsidies to:				5	300	300	316	78	88	92		
Municipalities												
Non-profit institutions												
Households			5	300	300	316	78	88	92			
Payments for capital assets				1 841	2 819	4 915	3 800	5 389	2 664	3 395	5 136	5 383
Buildings and other fixed structures	771				2 389	2 389						
Machinery and equipment	1 070	2 819	4 915	3 800	3 000	275	3 395	5 136	5 383			
Software and other intangible assets												
Payments for financial assets												
Unallocated contingency reserve		1										
Total Payments	47 312	35 680	52 306	103 838	105 764	57 992	126 148	134 065	140 500			
Surplus/(deficit) before financing	54 881	44 177	25 668			47 772						
Financing												
Roll-overs												
Other (Specify)												
Surplus/(deficit) after financing	54 881					47 772						

Name of hospital: Bronkhorspruit Hospital
Summary of personnel numbers and costs

Type: District hospital

Personnel numbers	As at 31 March 2017	As at 31 March 2018	As at 31 March 2019	As at 31 March 2020	As at 31 March 2021	As at 31 March 2022	As at 31 March 2023
Professional	18	59	66	87	117	141	159
Medical Practitioners	3	5	6	6	8	10	12
Medical Specialists					4	8	8
Total doctors	3	5	6	6	12	18	20
Professional Nurses	13	20	23	33	38	42	50
Nursing assistants and pupil nurses		30	30	30	35	40	45
Student Nurses				9	9	9	9
Total Nurses	13	50	53	72	82	91	104
Dentists, dental therapy, oral hygiene					3	6	6
Ambulance personnel							
Pharmacists	1	1	2	3	3	3	3
Pharmacy assistants	1	1	1	1	3	3	3
Radiographers			1	2	3	3	3
Dieticians		1	1	1	2	2	2
Environmental health		1	1	1	2	2	2
Health sciences, medical technicians and res:				1	1	1	1
Occupational therapists					1	2	2
Optometrists					1	2	2
Physiotherapists			1		1	2	3
Psychologists					1	2	2
Speech and hearing therapists					1	2	3
Social Workers					1	2	3
Administrative	7	7	9	18	16	24	31
Levels: 13 - >					0	0	0
Levels: 11 - 12	1	1	1	1	1	1	1
Levels: 10 - <	6	6	8	17	15	23	30
Total hospital personnel numbers	25	66	75	105	133	165	190
Total personnel cost (R thousand)	15 067	26 529	36 033	39 703	55 514	58 304	61 103
Unit cost (R thousand)	603	402	480	378	417	353	322

FRAMEWORK FOR THE ALLOCATIONS TO DENTAL/ORAL HEALTH CENTRES

NAME OF ALLOCATION	DENTAL AND ORAL HEALTH CENTRES
Transferring provincial department	<ul style="list-style-type: none"> Gauteng Department of Health.
Purpose / Programme Description	<ul style="list-style-type: none"> Provide dental specialist and sub-specialist care to patients referred from hospitals in various provinces. Most care provided will be at level 3 and will require the expertise of teams led by dental specialists. The areas of speciality include maxillo-facial and oral surgery, orthodontics, radiology, oral pathology, oral medicine and periodontology, prosthodontics, implantology, pedodontics, operative dentistry, community dentistry and general dentistry. Provide level 2 oral health services within the local sub-district as part of service learning during community engagements/outreach.
Measurable outputs	<ul style="list-style-type: none"> Reducing waiting times for specialised dental services Strengthened hospital management and Number of fissure sealants placed and prosthetic rehabilitations (Dentures and implants) delivered
Conditions	<ul style="list-style-type: none"> Provide dental specialist and sub-specialist care to a number of referred patients from hospitals in various provinces. Provide level 3 oral health care services and level 1 service provided for purposes of training students. Strengthen and expand on the existing relationships with the district and provincial oral health services Deliver the highest quality of patient care and services to the community within affordable and available resources, measured against international standards Teach and learn to produce oral health personnel as per current and future needs of the country. Conduct research to generate evidence to inform policy and practices for cost-effective care and improved quality of life.
Allocation criteria	<ul style="list-style-type: none"> Budget allocation per package of services and operational needs
Source of allocation	<ul style="list-style-type: none"> Equitable share Health Professions Training and Development Grant National Tertiary Services Grant
Monitoring mechanisms in place	<ul style="list-style-type: none"> Monthly, quarterly and annual reports on management and efficiencies as mandated by the National Department of Health Various standing committee meetings
Estimated life period	<ul style="list-style-type: none"> Service is ongoing as long as there is patient need and training of oral health personnel needs.

Name of hospital: Pretoria Dental

Type: Dental Hospital

Hospital Budget Summary

	Outcome			Main appropriation	Adjusted appropriation	Revised estimate	Medium-term estimates		
R thousand	2016/17	2017/18	2018/19		2019/20		2020/21	2021/22	2022/23
Receipts									
Transfer receipts from national	175 000	186 039	193 151	190 657	203 571	203 571	218 046	255 138	267 386
Equitable share	169 879	180 595	183 268	180 158	193 078	193 078	206 913	244 121	255 830
Conditional grants	5 121	5 444	9 883	10 499	10 493	10 493	11 133	11 017	11 555
Health Professions Training and Development Grant	5 121	5 444	5 444	5 749	5 749	5 749	6 065	5 919	6 213
National Tertiary Services Grant			4 439	4 750	4 744	4 744	5 068	5 097	5 342
Total receipts	175 000	186 039	193 151	190 657	203 571	203 571	218 046	255 138	267 386
Payments									
Current payments	154 953	172 310	172 277	185 307	198 227	183 550	211 837	249 416	261 389
Compensation of employees	144 477	154 318	159 143	161 292	174 293	165 448	186 742	221 806	232 453
Goods and services	10 476	17 992	13 134	24 015	23 934	18 102	25 095	27 610	28 936
of which									
Laboratory Services	1 039		2 742	3 165	3 065	1 467	3 200	3 411	3 575
Contractors	367	385	303	2 187	1 287	948	1 200	2 179	2 284
Agency & support/outourced services	198	219	134		200	235			
Medical supplies	3 595	5 474	6 736	10 037	10 036	6 111	8 818	9 401	9 852
Medicine	386	283	440	1 904	464	367	500	533	559
Food and food supplies				3		73	40		
Fuel, Oil and Gas		26	79		19			0	
Other (Specify)	4 891	11 605	2 700	6 719	8 882	8 882	11 337	12 086	12 666
Interest and rent on land									
Transfers and subsidies to:	404	243	925	400	400	191	529	539	565
Non-profit institutions									
Households	404	243	925	400	400	191	529	539	565
Payments for capital assets	1 916	2 971	2 821	4 950	4 944	1 255	5 680	5 183	5 432
Buildings and other fixed structures									
Machinery and equipment	1 916	2 971	2 821	4 950	4 944	1 255	5 680	5 183	5 432
Payments for financial assets	26	17	3						
Unallocated contingency reserve									
Total Payments	157 299	175 541	176 026	190 657	203 571	184 996	218 046	255 138	267 385
Surplus/(deficit) before financing	17 701	10 498	17 125			18 575			
Financing									
Roll-overs									
Other (Specify)									
Surplus/(deficit) after financing	17 701	10 498	17 125			18 575			

Name of Hospital: Pretoria Dental

Type: Dental Hospital

Summary of Personnel Numbers and Costs

Personnel numbers	As at 31 March 2017	As at 31 March 2018	As at 31 March 2019	As at 31 March 2020	As at 31 March 2021	As at 31 March 2022	As at 31 March 2023
Professional	76	202	176	167	211	220	231
Medical Practitioners		1	3				
Medical Specialists			1	1	1	1	1
Total doctors		1	4	1	1	1	1
Professional Nurses	12	18	20	17	20	22	24
Total Nurses	12	18	20	17	20	22	24
Dentists, dental therapy, oral hygiene	60	173	145	130	137	140	145
Pharmacists		1					
Pharmacy assistants			1		2	3	4
Radiographers	4	5	5	5	3	3	3
Health sciences, medical technicians and researchers		4	1	14	48	51	54
Administrative	223	63	82	81	61	67	69
Levels: 13 - >							
Levels: 11 - 12	78						
Levels: 10 - <	145	63	82	81	61	67	69
Total hospital personnel numbers	299	265	258	248	272	287	300
Total personnel cost (R thousand)	144 477	154 318	159 143	165 448	186 742	221 806	232 453
Unit cost (R thousand)	474	447	545	560	598	626	646

Name of hospital: Medunsa

Type:Dental Hospital

Hospital budget summary

R thousand	Outcome			Main appropriation	Adjusted appropriation 2019/20	Revised estimate	Medium-term estimates		
	2016/17	2017/18	2018/19				2020/21	2021/22	2022/23
Receipts									
Transfer receipts from national	159 326	166 002	190 202	188 301	211 508	211 508	223 454	261 666	274 241
Equitable share	152 219	158 448	176 995	173 547	195 684	195 684	208 597	246 989	258 845
Conditional grants	7 107	7 554	13 207	14 754	15 824	15 824	14 857	14 677	15 396
Health Professions Training and Development Grant	7 107	7 554	8 007	8 455	8 455	8 455	8 920	8 706	9 138
Hospital Revitalisation Grant				735	735	735			
National Tertiary Services Grant			5 200	5 564	6 634	6 634	5 937	5 971	6 258
Total receipts	159 326	166 002	190 202	188 301	211 508	211 508	223 454	261 666	274 241
Payments									
Current payments	145 328	158 953	159 949	181 237	203 374	164 292	216 017	253 893	266 095
Compensation of employees	134 028	139 397	144 945	155 240	177 240	143 396	189 850	225 497	236 335
Goods and services	11 300	19 556	15 004	25 997	26 134	20 896	26 167	28 396	29 759
of which									
Laboratory Services	156		48	1 221	1 221	146	1 282	1 367	1 432
Contractors			2 396	1 300	1 300	1 962	1 360	1 950	2 043
Agency & support/outourced services	20								
Medical supplies	6 055	17 032	11 691	17 725	17 350	12 770	6 191	6 600	6 917
Medicine	402	336	236	300	562	436	400	426	447
Food and food supplies	2	1	3	3	3	2	3	3	3
Fuel, Oil and Gas	12	6	19	100	120	2	126	134	141
Other (Specify)	4 653	2 181	611	5 348	5 578	5 578	16 805	17 915	18 775
Interest and rent on land									
Transfers and subsidies to:	56	753	186	700	700	138	700	713	747
Non-profit institutions									
Households	56	753	186	700	700	138	700	713	747
Payments for capital assets	788	199	66	6 364	7 434	7 434	6 737	7 060	7 399
Buildings and other fixed structures									
Machinery and equipment	788	199	66	6 364	7 434	7 434	6 737	7 060	7 399
Payments for financial assets	70	23	9						
Unallocated contingency reserve						45			
Total Payments	146 242	159 928	160 210	188 301	211 508	171 909	223 454	261 666	274 241
Surplus/(deficit) before financing	13 084	6 074	29 992			39 599			
Financing									
Roll-overs									
Other (Specify)									
Surplus/(deficit) after financing	13 084	6 074	29 992			39 599			

Name of Hospital: MEDUNSA Dental

Type: Dental Hospital

Summary of Personnel Numbers and Costs

Personnel numbers	As at 31 March 2017	As at 31 March 2018	As at 31 March 2019	As at 31 March 2020	As at 31 March 2021	As at 31 March 2022	As at 31 March 2023
Professional	60	187	138	128	200	209	211
Medical Practitioners		2	2		1	1	1
Medical Specialists	12		3	4	2	2	2
Total doctors	12	12	12	12	12	12	12
Professional Nurses	10	9	10	9	11	13	13
Nursing assistants and pupil nurses		2	3	3	4	6	8
Student nurses					0	0	0
Total Nurses	10	11	13	12	15	19	21
Dentists, dental therapy, oral hygiene	30	156	107	89	113	116	116
Ambulance personnel							
Pharmacists	3	1	1	1	1	1	1
Pharmacy assistants		1	1		2	2	2
Radiographers	5	4	4	4	3	3	3
Dieticians							
Environmental health							
Health sciences, medical technicians and researchers		2		10	54	56	56
Occupational therapists							
Optometrists							
Physiotherapists							
Psychologists							
Speech and hearing therapists							
Administrative	231	95	126	120	82	86	88
Levels: 13 - >							
Levels: 11 - 12	66	1	1	1	1	1	1
Levels: 10 - <	165	94	125	119	81	85	87
Total hospital personnel numbers	291	282	264	248	282	295	299
Total personnel cost (R thousand)	134 028	139 397	144 945	143 396	189 850	225 497	236 335
Unit cost (R thousand)	461	494	549	578	673	764	790

Name of hospital: Wits Dental				Type:Dental Hospital					
Hospital budget summary									
	Outcome			Main appropriation	Adjusted appropriation	Revised estimate	Medium-term estimates		
R thousand	2016/17	2017/18	2018/19		2019/20		2020/21	2021/22	2022/23
Receipts									
Transfer receipts from national	165 849	176 296	191 775	190 525	201 463	201 463	216 568	254 215	266 420
Equitable share	161 155	171 306	182 826	181 020	191 958	191 958	206 489	244 244	255 961
Conditional grants	4 694	4 990	8 949	9 505	9 505	9 505	10 079	9 972	10 459
Health Professions Training and Development Grant	4 694	4 990	4 990	5 269	5 269	5 269	5 559	5 426	5 695
National Tertiary Services Grant			3 959	4 236	4 236	4 236	4 520	4 546	4 765
Total receipts	165 849	176 296	191 775	190 525	201 463	201 463	216 568	254 215	266 420
Payments									
Current payments	158 935	165 144	172 959	184 589	195 527	174 514	208 838	246 344	258 169
Compensation of employees	146 090	153 149	158 707	165 691	176 691	163 417	189 268	224 806	235 597
Goods and services	12 845	11 995	14 252	18 898	18 836	11 097	19 570	21 538	22 572
of which									
Laboratory Services			136	1 800	200	82	200	213	223
Contractors	994	1 104	2 062	1 200	1 200	417	500	1 033	1 083
Agency & support/outourced services	16	131	65	200	200	102	50	228	239
Medical supplies	6 657	5 614	6 655	7 001	8 301	5 825	8 530	9 094	9 530
Medicine	448	483	430	770	970	716	1 000	1 066	1 117
Food and food supplies	20	1							
Fuel, Oil and Gas		17				0			
Other (Specify)	4 710	4 645	4 904	7 927	7 965	3 955	9 290	9 904	10 379
Interest and rent on land									
Transfers and subsidies to:	163	180	247	200	200		210	214	224
Non-profit institutions									
Households	163	180	247	200	200		210	214	224
Payments for capital assets	1 361	1 422	514	5 736	5 736	2 280	7 520	7 658	8 027
Buildings and other fixed structures									
Machinery and equipment	1 361	1 422	514	5 736	5 736	2 280	7 520	7 658	8 027
Payments for financial assets	20	37	3						
Unallocated contingency reserve									
Total Payments	160 479	166 783	173 723	190 525	201 463	176 794	216 568	254 215	266 420
Surplus/(deficit) before financing	5 370	9 513	18 052			24 669			
Financing									
Roll-overs									
Other (Specify)									
Surplus/(deficit) after financing	5 370	9 513	18 052			24 669			

Name of Hospital: WITS Dental

Type: Dental Hospital

Summary of Personnel Numbers and Costs

Personnel numbers	As at 31 March 2017	As at 31 March 2018	As at 31 March 2019	As at 31 March 2020	As at 31 March 2021	As at 31 March 2022	As at 31 March 2023
Professional	101	189	148	140	197	209	217
Medical Practitioners		1					
Medical Specialists	3		1	1	1	1	1
Total doctors	3	1	1	1	1	1	1
Professional Nurses	15	12	14	14	18	19	21
Nursing assistants and pupil nurses	4	4	4	3	6	8	10
Student nurses							
Total Nurses	19	16	18	17	24	27	31
Dentists, dental therapy, oral hygiene	75	165	122	107	113	117	118
Ambulance personnel							
Pharmacists							
Pharmacy assistants							
Radiographers	4	4	5	5	5	5	6
Dieticians							
Environmental health							
Health sciences, medical technicians and researchers		3	2	10	54	59	61
Administrative	206	77	110	104	73	83	85
Levels: 13 - >							
Levels: 11 - 12	76	1	1	1	1	2	2
Levels: 10 - <	130	76	109	103	72	81	83
Total hospital personnel numbers	307	266	258	244	270	292	302
Total personnel cost (R thousand)	146 090	153 149	158 707	163 417	189 268	224 806	235 597
Unit cost (R thousand)	476	576	615	670	701	770	780

FRAMEWORK FOR THE ALLOCATIONS TO GENERAL HOSPITALS

NAME OF ALLOCATION	GENERAL HOSPITALS
Transferring provincial department	<ul style="list-style-type: none"> Gauteng Department of Health.
Purpose / Programme Description	<ul style="list-style-type: none"> To provide specialised and general (level 1 and level 2) health care by general specialists assisted by medical officers and other health care practitioners To train health care practitioners, including registrars and medical internships, community service health care practitioners To serve as referral centres for district health services
Measurable outputs	<ul style="list-style-type: none"> Hospital efficiencies (Average length of stay; bed occupancy rate etc) Strengthened hospital management and Functional hospital boards
Conditions	<ul style="list-style-type: none"> To provide level 1 and level 2 health care services including pharmaceuticals and allied care To provide critical care including emergency and intensive care To provide training platform as indicated above
Allocation criteria	<ul style="list-style-type: none"> Budget allocation per operational needs
Source of allocation	<ul style="list-style-type: none"> Equitable share Conditional Grants
Monitoring mechanisms in place	<ul style="list-style-type: none"> Monthly, quarterly and annual reports on management and efficiencies as mandated by the National Department of Health Various standing committee meetings
Estimated life period	<ul style="list-style-type: none"> Service is ongoing as long as there is patient need

Name of Hospital:Edenvale

Type: General hospital

Hospital budget summary

R thousand	Outcome			Main appropriation	Adjusted appropriation 2019/20	Revised estimate	Medium-term estimates		
	2016/17	2017/18	2018/19				2020/21	2021/22	2022/23
Receipts									
Transfer receipts from national	455 315	462 743	518 017	524 542	550 164	550 164	610 082	691 920	721 630
Equitable share	394 094	417 634	470 133	467 100	495 218	495 218	556 535	639 284	666 468
Conditional grants	61 221	45 109	47 884	57 442	54 946	54 946	53 547	52 636	55 162
Comprehensive HIV and Aids Grant	42 221	35 541	38 316	34 518	34 518	34 518	31 364	35 409	37 109
Health Infrastructure Grant									
Health Professions Training and Development Grant	9 000	9 568	9 568	10 104	11 181	11 181	10 660	11 461	12 011
Statutory Human Resources Grant				3 670	5 297	5 297	11 523	5 766	6 042
Hospital Revitalisation Grant	10 000			9 150	3 950	3 950			
National Tertiary Services Grant									
Total receipts	455 315	462 743	518 017	524 542	550 164	550 164	610 082	691 920	721 630
Payments									
Current payments	366 743	410 272	495 212	506 945	525 118	488 590	583 702	667 683	699 733
Compensation of employees	244 345	274 962	293 638	313 525	338 152	324 986	367 278	402 588	421 912
Goods and services	122 398	135 310	201 574	193 420	186 966	163 604	216 424	265 095	277 821
of which									
Laboratory Services	4 839	16 612	26 154	23 000	24 000	28 685	41 700	51 078	53 530
Contractors	1 184	1 836	2 452	2 500	2 400	2 813	3 000	3 675	3 851
Agency & support/outsource services	1 085	950	1 608	11 700	11 700	4 325	2 500	3 062	3 209
Medical supplies	22 779	29 636	42 516	27 461	31 930	44 233	48 645	59 584	62 445
Medicine	17 012	32 955	35 443	37 100	19 573	31 281	54 000	66 144	69 319
Food and food supplies	4 034	6 049	6 936	7 000	8 093	6 447	8 000	9 799	10 269
Fuel, Oil and Gas	2 941	2	102	26 000	15 305	11 699	15 000	18 373	19 255
Other (Specify)	68 524	47 270	86 363	58 659	73 965	34 121	43 579	53 380	55 942
Interest and rent on land									
Transfers and subsidies to:	483	579	463	440	440	446	480	543	569
Municipalities									
Non-profit institutions									
Households	483	579	463	440	440	446	480	543	569
Payments for capital assets	15 292	4 124	4 458	17 157	24 606	6 061	25 900	23 695	21 328
Buildings and other fixed structures	4 139			5 200	12 572		3 000	3 056	3 202
Machinery and equipment	11 153	4 124	4 458	11 957	12 034	6 061	22 900	20 639	18 126
Software and other intangible assets									
Payments for financial assets	24	65	19						
Unallocated contingency reserve									
Total Payments	382 542	415 040	500 152	524 542	550 164	495 097	610 082	691 921	721 630
Surplus/(deficit) before financing	72 773	47 703	17 865			55 067			
Financing									
Roll-overs									
Other (Specify)									
Surplus/(deficit) after financing	72 773	47 703	17 865			55 067			

Name of hospital:Edenvale

Type: General hospital

Summary of personnel numbers and costs

Personnel numbers	As at 31 March 2017	As at 31 March 2018	As at 31 March 2019	As at 31 March 2020	As at 31 March 2021	As at 31 March 2022	As at 31 March 2023
Professional	327	481	464	403	535	578	594
Medical Practitioners	65	80	80	55	71	73	74
Medical Specialists	12	11	11	8	9	10	10
Total doctors	77	91	91	63	80	83	84
Professional Nurses	110	178	185	170	247	263	269
Nursing assistants and pupil nurses	80	146	135	133	134	148	154
Student nurses	10	12	2		1		
Total Nurses	200	336	322	303	382	411	423
Dentists, dental therapy, oral hygiene					4	4	4
Ambulance personnel							
Pharmacists	9	11	9	8	13	14	15
Pharmacy assistants	4	5	5		10	10	11
Radiographers	11	18	16	11	14	16	16
Dieticians	3	4	4	2	2	2	2
Environmental health					1	1	1
Health sciences, medical technicians and researchers	12	1	2	3	15	18	19
Occupational therapists	4	4	3	3	2	3	3
Optometrists							
Physiotherapists	3	4	5	3	4	5	5
Psychologists					2	3	3
Speech and hearing therapists	1	3	3	2	3	3	3
Social Workers	3	4	4	5	7	9	9
Administrative	253	273	263	263	271	278	280
Levels: 13 - >	1	1	1				
Levels: 11 - 12	2	2	2	2	3	4	4
Levels: 10 - <	250	270	260	261	268	274	276
Total hospital personnel numbers	580	754	727	666	806	856	874
Total personnel cost (R thousand)	244 345	274 962	293 638	324 986	367 278	402 588	421 912
Unit cost (R thousand)	421	365	404	488	456	470	483

Name of Hospital: Far East Rand

Type: General hospital

Hospital budget summary

R thousand	Outcome			Main appropriation	Adjusted appropriation	Revised estimate	Medium-term estimates		
	2016/17	2017/18	2018/19				2020/21	2021/22	2022/23
Receipts									
Transfer receipts from national	547 785	684 400	643 071	654 639	721 120	721 120	747 757	914 190	959 706
Equitable share	496 625	644 800	600 273	606 530	671 026	671 026	700 575	863 558	906 643
Conditional grants	51 160	39 600	42 798	48 109	50 094	50 094	47 182	50 632	53 063
<i>Comprehensive HIV and Aids Grant</i>	31 721	27 866	31 064	25 678	25 678	25 678	31 036	35 039	36 721
<i>Health Infrastructure Grant</i>									
<i>Health Professions Training and Development Grant</i>	11 039	11 734	11 734	12 391	12 391	12 391	13 073	14 056	14 730
<i>Statutory Human Resources Grant</i>				2 550	5 035	5 035	3 073	1 538	1 611
<i>Hospital Revitalisation Grant</i>	8 400			7 490	6 990	6 990			
<i>National Tertiary Services Grant</i>									
Total receipts	547 785	684 400	643 071	654 639	721 120	721 120	747 757	914 190	959 706
Payments									
Current payments	544 561	584 741	644 693	644 107	703 182	702 054	736 837	902 547	945 868
Compensation of employees	402 306	443 345	477 699	494 744	516 229	498 564	542 724	664 779	696 688
Goods and services	142 255	141 396	166 994	149 363	186 953	203 490	194 113	237 768	249 180
<i>of which</i>									
<i>Laboratory Services</i>	6 287	8 205	11 404	20 700	20 700	30 804	28 250	34 603	36 264
<i>Contractors</i>	11 616	7 048	6 050	4 500	4 000	6 898	4 200	5 145	5 391
<i>Agency & support/outourced services</i>	1 767	16 859	17 943	3 025	3 025	14 145	3 176	3 890	4 077
<i>Medical supplies</i>	41 264	49 791	61 559	43 537	61 770	77 291	62 156	76 134	79 789
<i>Medicine</i>	21 213	21 116	31 180	20 000	31 463	31 447	30 374	37 205	38 991
<i>Food and food supplies</i>	5 087	5 315	5 761	7 000	6 347	5 776	6 307	7 725	8 096
<i>Fuel, Oil and Gas</i>	2 097	4 690	7 494	5 000	5 373	2 663	5 642	6 911	7 243
<i>Other (Specify)</i>	52 924	28 372	25 603	45 601	54 275	34 466	54 008	66 154	69 329
Transfers and subsidies to:	789	20 310	638	210	210	1 770	221	236	249
Municipalities									
Non-profit institutions									
Households	789	20 310	638	210	210	1 770	221	236	249
Payments for capital assets	22 115	8 231	5 932	10 322	17 728	2 493	10 699	11 408	13 591
Buildings and other fixed structures	527			3 500	13 406		3 500	3 732	4 446
Machinery and equipment	21 588	8 231	5 932	6 822	4 322	2 493	7 199	7 676	9 145
Software and other intangible assets									
Payments for financial assets	100	60	60			101			
Unallocated contingency reserve									
Total Payments	567 565	613 342	651 323	654 639	721 120	706 418	747 757	914 190	959 708
Surplus/(deficit) before financing	(19 780)	71 058	(8 252)			14 702			
Financing									
Roll-overs									
<i>Other (Specify)</i>									
Surplus/(deficit) after financing	(19 780)	71 058	(8 252)			14 702			

Name of hospital: Far East Rand

Type: General hospital

Summary of personnel numbers and costs

Personnel numbers	As at 31 March 2017	As at 31 March 2018	As at 31 March 2019	As at 31 March 2020	As at 31 March 2021	As at 31 March 2022	As at 31 March 2023
Professional	608	807	755	710	749	807	823
Medical Practitioners	103	122	118	100	112	114	115
Medical Specialists	9	12	11	11	11	11	10
Total doctors	112	134	129	111	123	125	125
Professional Nurses	170	281	267	273	281	299	304
Nursing assistants and pupil nurses	258	287	276	263	264	287	294
Student nurses	9	18	5	4	1	0	0
Total Nurses	437	586	548	540	546	586	598
Pharmacists	7	20	17	15	17	19	19
Pharmacy assistants	11	12	12		13	15	15
Radiographers	13	21	20	15	16	17	18
Dieticians	4	5	5	4	4	4	4
Environmental health	1	3	2	3	2	2	2
Health sciences, medical technicians and research		3	4	4	6	8	9
Occupational therapists	4	6	4	4	6	7	8
Optometrists							
Physiotherapists	3	4	4	4	4	6	6
Psychologists	6	3	4	4	3	4	5
Speech and hearing therapists	4	4	2	2	2	3	3
Social Workers	6	6	4	4	7	11	11
Administrative	340	414	386	398	398	405	408
Levels: 13 - >	1			1			
Levels: 11 - 12	1	1	1	1	2	3	3
Levels: 10 - <	338	413	385	396	396	402	405
Total hospital personnel numbers	948	1 221	1 141	1 108	1 147	1 212	1 231
Total personnel cost (R thousand)	402 306	443 345	477 699	498 564	542 724	664 779	696 688
Unit cost (R thousand)	424	363	419	450	473	548	566

CONTINUES ON PAGE 130 - PART 2

***THE PROVINCE OF
GAUTENG***

***DIE PROVINSIE VAN
GAUTENG***

Provincial Gazette Provinsiale Koerant

Selling price • Verkoopprys: **R2.50**
Other countries • Buitelands: **R3.25**

Vol. 26

PRETORIA
3 JUNE 2020
3 JUNIE 2020

No. 91

Name of Hospital: Leratong

Type: General hospital

Hospital budget summary

R thousand	Outcome			Main appropriation	Adjusted appropriation 2019/20	Revised estimate	Medium-term estimates		
	2016/17	2017/18	2018/19				2020/21	2021/22	2022/23
Receipts									
Transfer receipts from national	771 059	835 111	1 007 886	927 976	1 042 640	1 042 640	1 099 708	1 340 083	1 404 406
Equitable share	701 719	780 220	936 347	861 737	973 624	973 624	1 026 761	1 266 678	1 327 478
Conditional grants	69 340	54 891	71 539	66 239	69 016	69 016	72 947	73 405	76 928
<i>Comprehensive HIV and Aids Grant</i>	45 051	34 465	39 999	36 600	36 600	36 600	37 900	42 788	44 842
<i>Health Infrastructure Grant</i>									
<i>Health Professions Training and Development Grant</i>	14 289	20 426	20 640	21 570	26 493	26 493	22 756	24 467	25 641
<i>Statutory Human Resources Grant</i>				869	1 423	1 423	12 291	6 150	6 445
<i>Hospital Revitalisation Grant</i>	10 000		10 900	7 200	4 500	4 500			
<i>National Tertiary Services Grant</i>									
Total receipts	771 059	835 111	1 007 886	927 976	1 042 640	1 042 640	1 099 708	1 340 083	1 404 406
Payments									
Current payments	770 631	834 390	946 311	911 643	1 015 809	955 121	1 065 184	1 304 737	1 367 363
Compensation of employees	583 604	630 591	667 962	706 431	738 985	705 356	775 545	949 960	995 557
Goods and services	187 027	203 799	278 349	205 212	276 824	249 765	289 639	354 777	371 806
<i>of which</i>									
<i>Laboratory Services</i>	4 564	23 322	47 171	29 700	29 700	48 335	40 600	49 731	52 118
<i>Contractors</i>	3 320	7 183	7 073			4 403	5 500	6 737	7 060
<i>Agency & support/outsourced services</i>	3 391	6 557	4 992	4 877	4 000	191	5 000	6 124	6 418
<i>Medical supplies</i>	56 682	71 751	114 636	68 154	104 688	91 264	117 739	144 218	151 140
<i>Medicine</i>	30 788	35 910	44 800	34 499	39 515	42 942	43 748	53 587	56 159
<i>Food and food supplies</i>	10 471	15 209	12 956	11 720	14 182	12 559	15 000	18 373	19 255
<i>Fuel, Oil and Gas</i>	3 879	3 031	10 829	5 458	10 764	11 650	5 000	6 124	6 418
<i>Other (Specify)</i>	73 932	40 836	35 892	50 804	73 975	38 421	57 052	69 883	73 237
Interest and rent on land									
Transfers and subsidies to:	2 833	16 366	3 749	1 009	1 009	2 445	1 612	1 823	1 910
Municipalities									
Non-profit institutions									
Households	2 833	16 366	3 749	1 009	1 009	2 445	1 612	1 823	1 910
Payments for capital assets	13 209	7 311	18 348	15 324	25 822	12 317	32 912	33 524	35 132
Buildings and other fixed structures	292			3 200	10 275		20 796	21 182	22 199
Machinery and equipment	12 917	7 311	18 348	12 124	15 547	12 317	12 116	12 341	12 933
Software and other intangible assets									
Payments for financial assets	95	121	73			35			
Unallocated contingency reserve									
Total Payments	786 768	858 188	968 481	927 976	1 042 640	969 918	1 099 708	1 340 083	1 404 406
Surplus/(deficit) before financing	(15 709)	(23 077)	39 405			72 722			
Financing									
Roll-overs									
<i>Other (Specify)</i>									
Surplus/(deficit) after financing	(15 709)	(23 077)	39 405			72 722			

Name of hospital: Leratong

Type: General hospital

Summary of personnel numbers and costs

Personnel numbers	As at 31 March 2017	As at 31 March 2018	As at 31 March 2019	As at 31 March 2020	As at 31 March 2021	As at 31 March 2022	As at 31 March 2023
Professional	902	1 187	1 140	1 043	1 132	1 207	1 216
Medical Practitioners	161	187	187	135	156	172	173
Medical Specialists	20	22	20	19	23	26	26
Total doctors	181	209	207	154	179	198	199
Professional Nurses	194	407	401	401	410	435	435
Nursing assistants and pupil nurses	390	424	415	407	428	439	443
Student nurses	28	32	8	2	2	0	0
Total Nurses	612	863	824	810	840	874	878
Dentists, dental therapy, oral hygiene	1						
Pharmacists	13	15	12	12	16	18	18
Pharmacy assistants	17	22	21		19	21	22
Radiographers	21	24	27	22	24	27	27
Dieticians	9	8	11	9	9	10	10
Environmental health		2	3	3	2	2	2
Health sciences, medical technicians and researchers	14	7	5	6	11	16	17
Occupational therapists	5	5	4	4	5	6	6
Optometrists	2	2	2	2	2	2	2
Physiotherapists	10	9	6	5	5	7	8
Psychologists	7	8	6	6	6	8	8
Speech and hearing therapists	3	6	5	3	5	6	6
Social Workers	7	7	7	7	9	12	13
Administrative	511	575	537	526	533	542	544
Levels: 13 - >	1	1	1				
Levels: 11 - 12	3	4	3	2	4	5	5
Levels: 10 - <	507	570	533	524	529	537	539
Total hospital personnel numbers	1 413	1 762	1 677	1 569	1 665	1 749	1 760
Total personnel cost (R thousand)	583 604	630 591	667 962	705 356	775 545	949 960	995 557
Unit cost (R thousand)	413	358	398	450	466	543	566

Name of Hospital: Thelle Mogoerane

Type: General hospital

Hospital budget summary

R thousand	Outcome			Main appropriation	Adjusted appropriation 2019/20	Revised estimate	Medium-term estimates		
	2016/17	2017/18	2018/19				2020/21	2021/22	2022/23
Receipts	972 295	899 642	1 033 658	991 728	1 092 192	1 092 192	1 179 775	1 443 090	1 513 961
Transfer receipts from national									
Equitable share	736 657	851 568	982 376	922 160	1 017 995	1 017 995	1 106 867	1 369 651	1 436 998
Conditional grants	235 638	48 074	51 282	69 568	74 197	74 197	72 908	73 438	76 963
<i>Comprehensive HIV and Aids Grant</i>	46 688	28 940	31 762	33 481	33 481	33 481	39 300	44 369	46 499
<i>Health Infrastructure Grant</i>									
<i>Health Professions Training and Development Grant</i>	18 000	19 134	19 520	20 206	20 533	20 533	21 317	22 919	24 020
<i>Statutory Human Resources Grant</i>				7 781	16 083	16 083	12 291	6 150	6 445
<i>Hospital Revitalisation Grant</i>	170 950			8 100	4 100	4 100			
<i>National Tertiary Services Grant</i>									
Total receipts	972 295	899 642	1 033 658	991 728	1 092 192	1 092 192	1 179 775	1 443 090	1 513 961
Payments	818 670	886 787	998 829	972 061	1 075 648	1 041 375	1 167 086	1 429 556	1 498 173
Current payments	612 489	668 017	725 976	749 544	811 846	768 505	865 299	1 059 899	1 110 773
Compensation of employees									
Goods and services	206 181	218 770	272 853	222 517	263 802	272 870	301 787	369 657	387 400
<i>of which</i>									
<i>Laboratory Services</i>	6 012	25 629	42 554	31 800	31 800	34 990	47 475	58 152	60 943
<i>Contractors</i>	1 702	1 104	5 685	3 600	4 000	5 822	2 515	3 081	3 228
<i>Agency & support/outsourced services</i>	7 637	12 474	17 315	4 100	11 100	21 748	2 643	3 237	3 393
<i>Medical supplies</i>	54 805	67 164	93 697	65 431	78 288	80 570	78 104	95 669	100 261
<i>Medicine</i>	25 823	47 763	55 436	46 871	44 691	44 524	70 517	86 376	90 522
<i>Food and food supplies</i>	11 872	12 989	13 008	21 000	13 739	11 514	13 951	17 088	17 909
<i>Fuel, Oil and Gas</i>	3 041	349	278	1 000	3 000	4 704	1 551	1 900	1 991
<i>Other (Specify)</i>	95 289	51 298	44 880	48 715	77 184	68 998	85 031	104 154	109 153
Interest and rent on land									
Transfers and subsidies to:	3 265	28 440	3 195	2 200	2 200	2 557	2 310	2 467	2 603
Municipalities									
Non-profit institutions									
Households	3 265	28 440	3 195	2 200	2 200	2 557	2 310	2 467	2 603
Payments for capital assets	148 651	13 407	10 904	17 467	14 344	12 346	10 379	11 066	13 184
Buildings and other fixed structures	144 176			4 000	2 050				
Machinery and equipment	4 475	13 407	10 904	13 467	12 294	12 346	10 379	11 066	13 184
Software and other intangible assets									
Payments for financial assets	265	143	75			92			
Unallocated contingency reserve									
Total Payments	970 851	928 777	1 013 003	991 728	1 092 192	1 056 370	1 179 775	1 443 089	1 513 961
Surplus/(deficit) before financing	1 444	(29 135)	20 655			35 822			
Financing									
Roll-overs									
Other (Specify)									
Surplus/(deficit) after financing	1 444	(29 135)	20 655			35 822			

Name of Hospital: Thelle Mogoerane

Type: General hospital

Summary of personnel numbers and costs

Personnel numbers	As at 31 March 2017	As at 31 March 2018	As at 31 March 2019	As at 31 March 2020	As at 31 March 2021	As at 31 March 2022	As at 31 March 2023
Professional	1 072	1 081	652	1 057	1 221	1 293	1 321
Medical Practitioners	141	142	90	157	178	183	186
Medical Specialists	13	13	16	26	28	31	32
Total doctors	154	155	106	183	206	214	218
Professional Nurses	326	329	253	363	419	439	447
Nursing assistants and pupil nurses	483	488	229	445	491	509	514
Student nurses	6	6	5	1	1	0	0
Total Nurses	815	823	487	809	911	948	961
Pharmacists	10	10	6	10	13	15	16
Pharmacy assistants	14	14	8		16	19	23
Radiographers	19	19	18	15	6	9	10
Dieticians	6	6	6	6	7	8	9
Environmental health			1	3	4	4	4
Health sciences, medical technicians and researchers	12	12	2	4	19	24	27
Occupational therapists	12	12	4	12	14	16	16
Optometrists	1	1	2	1	2	3	3
Physiotherapists	14	14	4	6	8	11	11
Psychologists	1	1	2	2	3	4	4
Speech and hearing therapists	6	6	2	2	4	6	6
Social Workers	8	8	4	4	8	12	13
Administrative	582	584	307	566	542	559	566
Levels: 13 - >			1	1	1	1	1
Levels: 11 - 12	3	3	2	4	3	5	5
Levels: 10 - <	579	581	305	562	539	554	561
Total hospital personnel numbers	1 654	1 665	959	1 623	1 763	1 852	1 887
Total personnel cost (R thousand)	612 489	668 017	725 976	768 505	865 299	1 059 899	1 110 773
Unit cost (R thousand)	370	401	757	474	491	572	589

Name of Hospital: Pholosong

Type: General hospital

Hospital budget summary

R thousand	Outcome			Main appropriation	Adjusted appropriation	Revised estimate	Medium-term estimates		
	2016/17	2017/18	2018/19				2020/21	2021/22	2022/23
Receipts									
Transfer receipts from national	499 613	504 861	575 008	572 410	627 149	627 149	675 775	781 643	819 161
Equitable share	438 711	459 088	522 443	517 841	571 010	571 010	621 320	725 637	760 468
Conditional grants	60 902	45 773	52 565	54 569	56 139	56 139	54 455	56 005	58 693
<i>Comprehensive HIV and Aids Grant</i>	40 792	35 026	41 818	32 043	32 043	32 043	34 800	39 289	41 174
<i>Health Infrastructure Grant</i>									
<i>Health Professions Training and Development Grant</i>	10 110	10 747	10 747	11 349	11 349	11 349	11 973	12 873	13 491
<i>Stature Human Resources Grant</i>				4 577	5 297	5 297	7 682	3 844	4 028
<i>Hospital Revitalisation Grant</i>	10 000			6 600	7 450	7 450			
<i>National Tertiary Services Grant</i>									
Total receipts	499 613	504 861	575 008	572 410	627 149	627 149	675 775	781 643	819 161
Payments									
Current payments	506 769	486 636	564 381	556 950	604 639	611 546	667 486	773 065	810 172
Compensation of employees	338 296	373 885	418 850	424 196	449 916	449 916	464 317	524 205	549 367
Goods and services	168 473	112 751	145 531	132 754	154 723	161 630	203 169	248 860	260 805
<i>of which</i>									
<i>Laboratory Services</i>	7 419	10 916	22 612	22 500	22 500	22 500	29 376	35 982	37 710
<i>Contractors</i>	365	1 898	2 509	1 968	1 400	1 401	1 216	1 489	1 561
<i>Agency & support/outsource services</i>	1 492	1 863	2 345		2 000	2 000	2 368	2 901	3 040
<i>Medical supplies</i>	27 351	35 143	50 836	31 500	45 281	52 061	50 946	62 403	65 399
<i>Medicine</i>	18 184	20 847	28 311	28 303	26 550	26 676	30 250	37 053	38 832
<i>Food and food supplies</i>	7 328	7 804	8 084	11 500	8 391	8 391	6 180	7 570	7 933
<i>Fuel, Oil and Gas</i>	2 074	663	3 110		2 186	2 186	1 000	1 225	1 284
<i>Other (Specify)</i>	104 260	33 617	27 724	36 983	46 415	46 415	81 833	100 237	105 048
Interest and rent on land									
Transfers and subsidies to:	1 243	52 338	1 734	1 200	1 200	1 906	1 200	1 357	1 422
Municipalities									
Non-profit institutions									
Households	1 243	52 338	1 734	1 200	1 200	1 906	1 200	1 357	1 422
Payments for capital assets	5 540	1 774	8 121	14 260	21 310	5 735	7 089	7 221	7 567
Buildings and other fixed structures	3 141	16		3 200	11 250		50	51	53
Machinery and equipment	2 399	1 758	8 121	11 060	10 060	5 735	7 039	7 170	7 514
Software and other intangible assets									
Payments for financial assets	177	114	59			12			
Unallocated contingency reserve									
Total Payments	513 729	540 862	574 295	572 410	627 149	619 199	675 775	781 643	819 162
Surplus/(deficit) before financing	(14 116)	(36 001)	713			7 950			
Financing									
Roll-overs									
Other (Specify)									
Surplus/(deficit) after financing	(14 116)	(36 001)	713			7 950			

Name of hospital: Pholosong

Type: General hospital

Summary of personnel numbers and costs

Personnel numbers	As at 31 March 2017	As at 31 March 2018	As at 31 March 2019	As at 31 March 2020	As at 31 March 2021	As at 31 March 2022	As at 31 March 2023
Professional	578	724	696	665	772	852	878
Medical Practitioners	112	87	87	78	98	109	111
Medical Specialists	16	9	10	9	12	14	14
Total doctors	128	96	97	87	110	123	125
Professional Nurses	174	245	249	265	278	299	305
Nursing assistants and pupil nurses	180	297	282	262	298	324	334
Student nurses	4	14	2		1	0	0
Total Nurses	358	556	533	527	577	623	639
Ambulance personnel		1					
Pharmacists	12	11	9	8	12	15	17
Pharmacy assistants	16	8	10		15	18	21
Radiographers	14	13	11	12	14	17	18
Dieticians	10	8	7	7	7	7	7
Environmental health	3	3	2	3	2	3	3
Health sciences, medical technicians and researchers	18	4	4	5	19	24	25
Occupational therapists	9	7	7	5	4	5	5
Optometrists	2						
Physiotherapists		6	5	2	3	3	3
Psychologists	1	2	2	2	1	2	2
Speech and hearing therapists		2	2		1	2	2
Social Workers	7	7	7	7	7	10	11
Administrative	435	347	339	322	335	365	372
Levels: 13 - >		1	1				
Levels: 11 - 12	1	1	1	1	1	3	3
Levels: 10 - <	434	345	337	321	334	362	369
Total hospital personnel numbers	1 013	1 071	1 035	987	1 107	1 217	1 250
Total personnel cost (R thousand)	338 296	373 885	418 850	449 916	464 317	524 205	549 367
Unit cost (R thousand)	334	349	405	456	419	431	439

Name of Hospital: Rahima Moosa

Type: General hospital

Hospital budget summary

R thousand	Outcome			Main appropriation	Adjusted appropriation	Revised estimate	Medium-term estimates		
	2016/17	2017/18	2018/19				2020/21	2021/22	2022/23
Receipts									
Transfer receipts from national	581 523	606 398	679 619	665 957	702 430	702 430	739 548	851 974	892 869
Equitable share	506 794	551 517	623 090	605 587	638 897	638 897	676 342	786 608	824 365
Conditional grants	74 729	54 881	56 529	60 370	63 533	63 533	63 206	65 366	68 504
<i>Comprehensive HIV and Aids Grant</i>	31 220	19 372	20 610	12 862	12 862	12 862	17 500	19 757	20 706
<i>Health Infrastructure Grant</i>									
<i>Health Professions Training and Development Grant</i>	35 509	35 509	35 919	37 498	39 411	39 411	39 560	42 534	44 576
<i>Statutory Human Resources Grant</i>				3 560	7 960	7 960	6 146	3 075	3 223
<i>Hospital Revitalisation Grant</i>	8 000			6 450	3 300	3 300			
<i>National Health Insurance Grant</i>									
<i>National Tertiary Services Grant</i>									
<i>Nursing Colleges and Schools Grant</i>									
Total receipts	581 523	606 398	679 619	665 957	702 430	702 430	739 548	851 974	892 869
Payments									
Current payments	561 442	586 389	627 594	649 385	675 315	672 509	726 157	838 267	878 503
Compensation of employees	400 385	423 805	458 267	469 794	502 194	502 194	533 798	602 648	631 575
Goods and services	161 057	162 584	169 327	179 591	173 121	170 315	192 359	235 619	246 929
<i>of which</i>									
<i>Laboratory Services</i>	5 069	9 231	23 670	18 804	21 404	21 404	21 823	26 731	28 014
<i>Contractors</i>	1 303	1 488	2 751	3 180	2 300	1 179	2 898	3 550	3 720
<i>Agency & support/outsource services</i>	44 479	30 148	13 534	21 000	17 000	15 492	18 990	23 261	24 377
<i>Medical supplies</i>	29 549	37 405	48 399	36 735	35 173	35 173	43 462	53 236	55 792
<i>Medicine</i>	11 102	29 398	22 043	33 047	20 859	20 859	23 669	28 992	30 384
<i>Food and food supplies</i>	3 605	4 463	4 367	4 432	4 780	4 780	4 777	5 851	6 132
<i>Fuel, Oil and Gas</i>	5 591	8 096	9 347	9 771	6 700	6 523	6 776	8 300	8 698
<i>Other (Specify)</i>	60 359	42 355	45 216	52 622	64 905	64 905	69 964	85 698	89 812
Interest and rent on land									
Transfers and subsidies to:	554	2 865	1 032	465	465	982	600	678	711
Municipalities									
Non-profit institutions									
Households	554	2 865	1 032	465	465	982	600	678	711
Payments for capital assets	13 458	8 161	7 647	16 107	26 650	26 650	12 791	13 029	13 654
Buildings and other fixed structures	7 134			3 200	11 830	11 830	50	51	53
Machinery and equipment	6 324	8 161	7 647	12 907	14 820	14 820	12 741	12 978	13 601
Software and other intangible assets									
Payments for financial assets	80	186	29			22			
Unallocated contingency reserve									
Total Payments	575 534	597 601	636 302	665 957	702 430	700 163	739 548	851 974	892 869
Surplus/(deficit) before financing	5 989	8 797	43 317			2 267			
Financing									
Roll-overs									
Other (Specify)									
Surplus/(deficit) after financing	5 989	8 797	43 317			2 267			

Name of hospital: Rahima Moosa

Type: General hospital

Summary of personnel numbers and costs

Personnel numbers	As at 31 March 2017	As at 31 March 2018	As at 31 March 2019	As at 31 March 2020	As at 31 March 2021	As at 31 March 2022	As at 31 March 2023
Professional	725	820	794	740	814	883	907
Medical Practitioners	86	126	83	77	86	91	93
Medical Specialists	67	33	70	35	37	40	40
Total doctors	153	159	153	112	123	131	133
Professional Nurses	234	227	238	240	271	287	292
Nursing assistants and pupil nurses	253	335	336	329	334	350	356
Student nurses	14	24	2	10	3	0	0
Total Nurses	501	586	576	579	608	637	648
Pharmacists	9	10	8	7	13	16	18
Pharmacy assistants	7	8	3		6	9	11
Radiographers	19	21	20	16	18	21	24
Dieticians	6	6	6	3	7	8	9
Environmental health					1	2	2
Health sciences, medical technicians and researchers	5	4	4	5	12	18	19
Occupational therapists	5	4	3	1	4	7	7
Optometrists							
Physiotherapists	5	6	5	3	5	9	9
Psychologists	6	6	7	6	5	7	7
Speech and hearing therapists	2	4	4	3	5	7	8
Social Workers	7	6	5	5	7	11	12
Administrative	334	343	341	323	313	335	343
Levels: 13 - >		1	1				
Levels: 11 - 12	1				3	3	4
Levels: 10 - <	333	342	340	323	310	332	339
Total hospital personnel numbers	1 059	1 163	1 135	1 063	1 127	1 218	1 250
Total personnel cost (R thousand)	400 385	423 805	458 267	502 194	533 798	602 648	631 575
Unit cost (R thousand)	378	364	404	472	474	495	505

Name of Hospital: Sebokeng

Type: General hospital

Hospital budget summary

R thousand	Outcome			Main appropriation	Adjusted appropriation 2019/20	Revised estimate	Medium-term estimates		
	2016/17	2017/18	2018/19				2020/21	2021/22	2022/23
Receipts									
Transfer receipts from national	778 741	780 314	899 363	813 641	979 255	979 255	1 003 473	1 156 814	1 212 339
Equitable share	657 978	723 326	836 440	746 511	917 630	917 630	922 514	1 077 133	1 128 834
Conditional grants	120 763	56 988	62 923	67 130	61 625	61 625	80 959	79 681	83 506
<i>Comprehensive HIV and Aids Grant</i>	42 172	38 714	44 649	36 413	36 413	36 413	43 700	49 336	51 705
<i>Health Infrastructure Grant</i>									
<i>Health Professions Training and Development Grant</i>	17 191	18 274	18 274	19 297	19 297	19 297	20 358	21 888	22 939
<i>Statutory Human Resources Grant</i>				3 190	2 635	2 635	16 901	8 456	8 862
<i>Hospital Revitalisation Grant</i>	61 400			8 230	3 280	3 280			
<i>National Tertiary Services Grant</i>									
Total receipts	778 741	780 314	899 363	813 641	979 255	979 255	1 003 473	1 156 814	1 212 339
Payments									
Current payments	684 745	773 153	826 230	797 351	933 214	933 777	972 816	1 125 475	1 179 497
Compensation of employees	514 384	556 015	581 998	603 468	627 913	629 723	689 385	778 302	815 661
Goods and services	170 361	217 138	244 232	193 883	305 301	304 054	283 431	347 173	363 837
<i>of which</i>									
<i>Laboratory Services</i>	6 979	29 686	41 030	21 404	42 404	42 404	50 300	61 612	64 569
<i>Contractors</i>	1 865	4 289	6 047	6 180	4 200	4 200	4 200	5 145	5 391
<i>Agency & support/outsourced services</i>	9 807	12 940	12 923	11 270	11 270	11 270	14 000	17 149	17 972
<i>Medical supplies</i>	61 728	87 373	103 095	65 470	126 634	126 634	117 163	143 512	150 401
<i>Medicine</i>	31 208	32 575	32 607	32 534	39 629	39 629	47 600	58 305	61 104
<i>Food and food supplies</i>	9 280	14 205	10 591	9 391	13 190	13 190	16 190	19 831	20 783
<i>Fuel, Oil and Gas</i>	5 002	5 604	5 661	4 324	4 059	2 812	5 000	6 124	6 418
<i>Other (Specify)</i>	44 492	30 466	32 278	43 310	63 915	63 915	28 978	35 495	37 199
Interest and rent on land									
Transfers and subsidies to:	2 719	2 433	2 920	1 878	1 878	3 773	1 000	1 131	1 185
Municipalities									
Non-profit institutions									
Households	2 719	2 433	2 920	1878	1 878	3 773	1000	1 131	1 185
Payments for capital assets	79 061	10 085	10 823	14 412	44 163	44 163	29 657	30 208	31 657
Buildings and other fixed structures	58 120			5 000	18 751	18 751	1050	1 070	1 120
Machinery and equipment	20 941	10 085	10 823	9 412	25 412	25 412	28607	29 139	30 537
Software and other intangible assets									
Payments for financial assets	52	172	159			100			
Unallocated contingency reserve									
Total Payments	766 577	785 843	840 132	813 641	979 255	981 813	1 003 473	1 156 814	1 212 340
Surplus/(deficit) before financing	12 164	(5 529)	59 231			(2 558)			
Financing									
Roll-overs									
<i>Other (Specify)</i>									
Surplus/(deficit) after financing	12 164	(5 529)	59 231			(2 558)			

Name of hospital: Sebokeng

Type: General hospital

Summary of personnel numbers and costs

Personnel numbers	As at 31 March 2017	As at 31 March 2018	As at 31 March 2019	As at 31 March 2020	As at 31 March 2021	As at 31 March 2022	As at 31 March 2023
Professional	718	719	1 043	896	1 129	1 214	1 259
Medical Practitioners	130	131	156	104	153	159	167
Medical Specialists	20	20	21	16	25	28	28
Total doctors	150	151	177	120	178	187	195
Professional Nurses	276	276	345	337	402	423	437
Nursing assistants and pupil nurses	192	192	401	372	388	392	401
Student nurses	8	8	23	4			
Total Nurses	476	476	769	713	790	815	838
Pharmacists	11	11	12	14	18	23	25
Pharmacy assistants	16	16	19		27	32	34
Radiographers	23	23	27	23	37	41	42
Dieticians	7	7	8	6	8	11	12
Environmental health	2	2	3	3	3	4	4
Health sciences, medical technicians and researchers	8	8	1	2	37	52	54
Occupational therapists	9	9	6	4	7	9	10
Optometrists	1	1	1	1	2	3	3
Physiotherapists	5	5	7	2	4	8	8
Psychologists	1	1	3	2	5	7	9
Speech and hearing therapists	3	3	4		3	5	6
Social Workers	6	6	6	6	10	17	19
Administrative	502	504	556	506	552	592	597
Levels: 13 - >	1	1	1	1			
Levels: 11 - 12	1	1	4	3	4	5	6
Levels: 10 - <	500	502	551	502	548	587	591
Total hospital personnel numbers	1 220	1 223	1 599	1 402	1 681	1 806	1 856
Total personnel cost (R thousand)	514 384	556 015	581 998	629 723	689 385	778 302	815 661
Unit cost (R thousand)	422	455	364	449	410	431	439

Name of Hospital: Tambo Memorial

Type: General hospital

Hospital budget summary

R thousand	Outcome			Main appropriation	Adjusted appropriation	Revised estimate	Medium-term estimates		
	2016/17	2017/18	2018/19		2019/20		2020/21	2021/22	2022/23
Receipts									
Transfer receipts from national	740 626	745 234	860 109	873 107	1 028 831	1 028 831	1 021 496	1 178 053	1 234 599
Equitable share	669 899	703 437	830 412	831 568	971 341	971 341	971 607	1 127 620	1 181 744
Conditional grants	70 727	41 797	29 697	41 539	57 490	57 490	49 889	50 434	52 855
<i>Comprehensive HIV and Aids Grant</i>	51 159	32 158	20 058	23 619	23 619	23 619	30 700	34 660	36 323
<i>Health Infrastructure Grant</i>									
<i>Health Professions Training and Development Grant</i>	9 068	9 639	9 639	10 179	21 773	21 773	10 739	11 546	12 101
<i>Statutory Human Resources Grant</i>				3 561	8 118	8 118	8 450	4 228	4 431
<i>Hospital Revitalisation Grant</i>	10 500			4 180	3 980	3 980			
<i>National Tertiary Services Grant</i>									
Total receipts	740 626	745 234	860 109	873 107	1 028 831	1 028 831	1 021 496	1 178 053	1 234 599
Payments									
Current payments	714 707	757 452	888 775	860 438	983 493	983 493	1 009 698	1 165 804	1 221 762
Compensation of employees	526 224	557 275	615 514	646 140	689 697	689 697	739 931	835 368	875 465
Goods and services	188 483	200 177	273 261	214 298	293 796	293 796	269 767	330 436	346 296
<i>of which</i>									
<i>Laboratory Services</i>	20 122	15 137	28 699	29 250	44 250	44 250	45 000	55 120	57 766
<i>Contractors</i>	3 493	5 136	10 007	4 710	3 738	3 738	3 425	4 195	4 397
<i>Agency & support/outourced services</i>	2 477	6 815	8 892	5 100	5 100	5 100	5 355	6 559	6 874
<i>Medical supplies</i>	49 292	74 457	92 437	73 184	99 356	99 356	82 699	101 297	106 160
<i>Medicine</i>	31 463	36 321	41 279	36 384	40 739	40 739	65 355	80 053	83 895
<i>Food and food supplies</i>	8 430	12 703	12 409	9 280	14 476	14 476	14 063	17 226	18 052
<i>Fuel, Oil and Gas</i>	2 816	10 983	38 140	6 360	28 344	28 344	8 261	10 119	10 605
<i>Other (Specify)</i>	70 390	38 625	41 398	50 030	57 793	57 793	45 609	55 866	58 548
Interest and rent on land									
Transfers and subsidies to:	2 481	20 887	1 505	2 119	2 119	2 119	2 070	2 341	2 453
Municipalities									
Non-profit institutions									
Households	2 481	20 887	1 505	2 119	2 119	2 119	2 070	2 341	2 453
Payments for capital assets	7 824	6 787	7 324	10 550	43 219	40 114	9 728	9 909	10 384
Buildings and other fixed structures				200	9 475	9 475	1 000	1 019	1 067
Machinery and equipment	7 824	6 787	7 324	10 350	33 744	30 639	8 728	8 890	9 317
Software and other intangible assets									
Payments for financial assets	124	45	105			14			
Unallocated contingency reserve									
Total Payments	725 136	785 171	897 709	873 107	1 028 831	1 025 740	1 021 496	1 178 053	1 234 599
Surplus/(deficit) before financing	15 490	(39 937)	(37 600)			3 091			
Financing									
Roll-overs									
<i>Other (Specify)</i>									
Surplus/(deficit) after financing	15 490	(39 937)	(37 600)			3 091			

Name of hospital: Tambo Memorial

Type: General hospital

Summary of personnel numbers and costs

Personnel numbers	As at 31 March 2017	As at 31 March 2018	As at 31 March 2019	As at 31 March 2020	As at 31 March 2021	As at 31 March 2022	As at 31 March 2023
Professional	949	1 043	970	920	1 054	1 116	1 134
Medical Practitioners	135	156	137	108	132	141	143
Medical Specialists	25	21	19	17	18	18	19
Total doctors	160	177	156	125	150	159	162
Professional Nurses	255	345	278	276	341	362	364
Nursing assistants and pupil nurses	406	401	409	408	419	428	432
Student nurses	1	23		18			
Total Nurses	662	769	687	702	760	790	796
Pharmacists	22	12	26	21	32	32	33
Pharmacy assistants	15	19	13		18	21	22
Radiographers	23	27	23	22	24	25	26
Dieticians	10	8	10	6	7	7	8
Environmental health	1	3	2	2	2	3	3
Health sciences, medical technicians and researchers	19	1	12	13	19	24	24
Occupational therapists	9	6	9	6	6	9	10
Optometrists	2	1	2	2	3	3	3
Physiotherapists	10	7	9	4	9	12	13
Psychologists	3	3	7	5	7	7	8
Speech and hearing therapists	8	4	9	7	5	6	6
Social Workers	5	6	5	5	12	18	20
Administrative	547	556	546	550	550	565	568
Levels: 13 - >	1	1	1	1			
Levels: 11 - 12	1	4	1	1	3	4	4
Levels: 10 - <	545	551	544	548	547	561	564
Total hospital personnel numbers	1 496	1 599	1 516	1 470	1 604	1 681	1 702
Total personnel cost (R thousand)	526 224	557 275	615 514	689 697	739 931	835 368	875 465
Unit cost (R thousand)	352	349	406	469	461	497	514

Name of Hospital: Mamelodi

Type: General hospital

Hospital budget summary

R thousand	Outcome			Main appropriation	Adjusted appropriation 2019/20	Revised estimate	Medium-term estimates		
	2016/17	2017/18	2018/19				2020/21	2021/22	2022/23
Receipts									
Transfer receipts from national	438 707	517 432	589 185	589 686	645 757	645 757	677 004	763 249	799 885
Equitable share	415 309	462 243	540 035	520 428	579 419	579 419	617 111	700 348	733 965
Conditional grants	23 398	55 189	49 150	69 258	66 338	66 338	59 893	62 901	65 920
<i>Comprehensive HIV and Aids Grant</i>		40 947	34 565	31 811	31 811	31 811	37 880	42 766	44 819
<i>Health Infrastructure Grant</i>	13 398								
<i>Health Professions Training and Development Grant</i>	10 000	14 242	14 585	15 040	15 505	15 505	15 867	17 060	17 879
<i>Statutory Human Resources Grant</i>				7 520	13 122	13 122	6 146	3 075	3 223
<i>Hospital Revitalisation Grant</i>				14 887	5 900	5 900			
<i>National Tertiary Services Grant</i>									
Total receipts	438 707	517 432	589 185	589 686	645 757	645 757	677 004	763 249	799 885
Payments									
Current payments	446 738	503 889	561 452	573 481	626 210	607 558	665 628	751 546	787 620
Compensation of employees	344 649	385 789	411 040	435 423	463 025	440 024	495 340	542 961	569 024
Goods and services	102 089	118 100	150 412	138 058	163 185	167 534	170 288	208 585	218 597
<i>of which</i>									
<i>Laboratory Services</i>	7 632	14 135	25 456	26 150	36 823	34 363	38 550	47 220	49 486
<i>Contractors</i>	2 078	2 111	3 718	3 178	3 178	354	3 040	3 724	3 902
<i>Agency & support/outsource services</i>	1 741	2 109	1 541	2 700	3 350	3 350	2 393	2 931	3 072
<i>Medical supplies</i>	27 236	38 274	53 507	39 681	50 093	50 093	46 329	56 748	59 472
<i>Medicine</i>	20 568	27 180	25 977	18 354	19 167	28 800	30 681	37 581	39 385
<i>Food and food supplies</i>	2 936	3 985	5 533	5 000	6 057	6 057	5 354	6 558	6 873
<i>Fuel, Oil and Gas</i>	654	300	270	300	1 000	1 000	1 325	1 623	1 701
<i>Other (Specify)</i>	39 244	30 006	34 410	42 695	43 517	43 517	42 616	52 200	54 706
Interest and rent on land									
Transfers and subsidies to:	1 052	1 301	1 025	1 037	1 037	683	1 028	1 162	1 218
Municipalities									
Non-profit institutions									
Households	1 052	1 301	1 025	1 037	1 037	683	1 028	1 162	1 218
Payments for capital assets	4 863	7 086	6 427	15 168	18 510	18 510	10 348	10 540	11 046
Buildings and other fixed structures				7 000	6 077	6 077			
Machinery and equipment	4 863	7 086	6 427	8 168	12 433	12 433	10 348	10 540	11 046
Software and other intangible assets									
Payments for financial assets	13	133	59			41			
Unallocated contingency reserve									
Total Payments	452 666	512 409	568 963	589 686	645 757	626 792	677 004	763 249	799 885
Surplus/(deficit) before financing	(13 959)	5 023	20 222			18 965			
Financing									
Roll-overs									
Other (Specify)									
Surplus/(deficit) after financing	(13 959)	5 023	20 222			18 965			

Name of hospital: Mamelodi

Type: General hospital

Summary of personnel numbers and costs

Personnel numbers	As at 31 March 2017	As at 31 March 2018	As at 31 March 2019	As at 31 March 2020	As at 31 March 2021	As at 31 March 2022	As at 31 March 2023
Professional	550	652	637	584	705	763	777
Medical Practitioners	72	90	87	65	79	86	88
Medical Specialists	10	16	18	16	17	17	18
Total doctors	82	106	105	81	96	103	106
Professional Nurses	197	253	251	244	284	295	297
Nursing assistants and pupil nurses	213	229	216	214	236	248	251
Student Nurses	2	5		2			
Total Nurses	412	487	467	460	520	543	548
Pharmacists	6	6	10	7	9	11	11
Pharmacy assistants	5	8	8		17	22	23
Radiographers	17	18	17	14	20	23	23
Dieticians	4	6	6	3	4	4	5
Environmental health		1	1		1	2	2
Health sciences, medical technicians and researchers	10	2	4	4	14	23	24
Occupational therapists	5	4	4	2	3	4	5
Optometrists	1	2	2	2	2	2	3
Physiotherapists	2	4	3	3	4	6	6
Psychologists	2	2	4	3	5	6	6
Speech and hearing therapists	1	2	2	1	2	3	3
Social Workers	3	4	4	4	8	11	12
Administrative	244	308	289	287	302	319	325
Levels: 13 - >		1	1				
Levels: 11 - 12	2	2	3	3	4	4	4
Levels: 10 - <	242	305	285	284	298	315	321
Total hospital personnel numbers	794	960	926	871	1 007	1 082	1 102
Total personnel cost (R thousand)	344 649	385 789	411 040	440 024	495 340	542 961	569 024
Unit cost (R thousand)	434	402	444	505	492	502	516

FRAMEWORK FOR THE ALLOCATIONS TO PSYCHIATRIC HOSPITALS

NAME OF ALLOCATION	SPECIALISED PSYCHIATRIC HOSPITALS
Transferring provincial department	<ul style="list-style-type: none"> • Gauteng Department of Health. • General Regional Hospitals with designated Psychiatric Hospitals • District Hospitals dedicated to render 72 Hours mental health assessment • National and Provincial Departments of Justice and Constitutional Development and Correctional Services for forensic observation in Weskoppies and Sterkfontein • Provincial Department of Correctional Services for prisoners with mental health in Weskoppies and Sterkfontein • Department of Social Development for children needing psychiatric assessment
Purpose / Programme Description	<ul style="list-style-type: none"> • To provide psychiatry specialist and quaternary specialised services to the number of general hospitals with designated psychiatric units and district hospitals to render 72 hours mental health assessment. • The care provided will be at level 3 and will require the expertise of multidisciplinary team led by psychiatry specialists. • The psychiatry speciality is rendered on assisted, involuntary mental health users, forensic patients sent by courts for psychiatry observation and state patients declared by courts, child and adolescent and children with intellectual disability. Prisoners with mental illness. • There may be other services rendered which include treatment of substance abuse patients with dual diagnosis and training of psychiatry registrars and other health professionals in mental health. • The hospitals are formally linked to the three medical universities in Gauteng namely the Pretoria, Limpopo and Wits universities with which the Gauteng Health department signed SLAs for clinical training on general psychiatry and super specialist psychiatry such as child and adolescent services.
Measurable outputs	<ul style="list-style-type: none"> • Hospital efficiencies (Average length of stay; bed occupancy rate etc.) and on the TAS (Turn Around Strategy) curative-care and treatment and rehabilitative care is monitored and evaluated on a monthly and quarterly basis • Strengthened hospital management and District Health Information System • Functional hospital boards – functioning boards in all hospitals • The Mental Health Review Board in the province assesses admission and discharge documents

Conditions	<ul style="list-style-type: none"> • To provide psychiatry specialised services for referrals from general hospitals with designated psychiatric units and district hospitals to render 72 hours mental health assessment • The psychiatry speciality is rendered on assisted, involuntary mental health users, forensic patients sent by courts for psychiatry observation and state patients declared by courts, child and adolescent and children with intellectual disability. • To provide level 3 specialised mental health care services which may include support of level 2 mental health services through outreach programmes. • Super speciality services such as child and adolescent and eating disorders, dual diagnosis and forensic services
Allocation criteria	<ul style="list-style-type: none"> • Adequate human resource in nursing, allied and clinical • Child and adolescent services include one on one sessions with staff namely psychiatrists and nurses that are trained in child and adolescent care as well as infrastructure which is child and adolescent friendly • Time needed to assess and interview a child • Forensic services that require a team effort for panel observations • Security provision for the individual wards with forensic patients • Mental Health Review Boards
Source of allocation	<ul style="list-style-type: none"> • Equitable share • Health Professions Training and Development grant • National Tertiary Services grant
Monitoring mechanisms in place	<ul style="list-style-type: none"> • Monthly, quarterly and annual reports on management and efficiencies as mandated by the National Department of Health • Various standing committee meetings
Estimated life period	<ul style="list-style-type: none"> • Service is ongoing as long as there patient need

Name of hospital: Weskoppies

Type: Psychiatric Hospital

Hospital Budget Summary

R thousand	Outcome			Main appropriation	Adjusted appropriation	Revised estimate	Medium-term estimates		
	2016/17	2017/18	2018/19	2019/20			2020/21	2021/22	2022/23
Receipts									
Transfer receipts from national	460 849	452 664	508 052	523 041	536 435	536 435	575 568	686 957	721 815
Equitable share	431 170	427 730	480 356	490 246	501 623	501 623	548 616	660 905	694 512
Conditional grants	29 679	24 934	27 696	32 795	34 812	34 812	26 952	26 053	27 303
Comprehensive HIV and Aids Grant	3 048	6 250	5 427	5 756	5 756	5 756			
Health Infrastructure Grant									
Health Professions Training and Development Grant	17 577	18 684	18 684	19 730	19 854	19 854	20 815	22 002	23 059
Statutory Human Resources Grant									
Hospital Revitalisation Grant	9 054			3 450	3 450	3 450			
National Tertiary Services Grant			3 585	3 859	5 752	5 752	6 137	4 050	4 244
Total receipts	460 849	452 664	508 052	523 041	536 435	536 435	575 568	686 957	721 815
Payments									
Current payments	462 282	480 687	506 543	517 417	522 873	522 870	550 092	648 700	681 722
Compensation of employees	377 072	413 060	440 252	461 403	461 403	461 403	485 472	528 948	554 337
Goods and services	85 210	67 627	66 291	56 014	61 470	61 467	64 620	119 752	127 385
of which									
Laboratory Services	732	458	2 281	1 334	1 334	2 377	1 115	1 619	1 709
Contractors	326	236	483	390	390	137	409	344	363
Agency & support/outourced services	624	562	434	565	565	165	593	763	805
Medical supplies	499	1 354	2 093	5 300	5 300	2 689	5 100	7 404	7 815
Medicine	8 137	8 292	9 643	10 254	9 641	9 641	7 893	11 458	12 095
Food and food supplies	10 822	16 952	15 986	11 129	11 129	14 136	16 423	29 107	29 606
Fuel, Oil and Gas	2 005	3 111	2 519	1 648	1 648	859	1 648	1 392	1 429
Other (Specify)	62 065	36 662	32 852	25 394	31 463	31 463	31 439	67 665	73 562
Interest and rent on land									
Transfers and subsidies to:	2 107	1 766	1 738	1 584	1 584	1 523	1 584	1 524	1 598
Non-profit institutions									
Households	2 107	1 766	1 738	1 584	1 584	1 523	1 584	1 524	1 598
Payments for capital assets	20 165	3 013	1 737	4 040	11 978	11 978	23 892	36 733	38 495
Buildings and other fixed structures	14 540				10 174	10 174	19 782	30 414	31 873
Machinery and equipment	5 625	3 013	1 737	4 040	1 804	1 804	4 110	6 319	6 622
Software and other intangible assets									
Payments for financial assets	143	111	37			64			
Unallocated contingency reserve									
Total Payments	484 697	485 577	510 055	523 041	536 435	536 435	575 568	686 957	721 815
Surplus/(deficit) before financing	(23 848)	(32 913)	(2 003)						
Financing									
Roll-overs									
Other (Specify)									
Surplus/(deficit) after financing	(23 848)	(32 913)	(2 003)						

Name of Hospital: Weskoppies

Type: Psychiatric Hospital

Summary of Personnel Numbers and Costs

Personnel numbers	As at 31 March 2017	As at 31 March 2018	As at 31 March 2019	As at 31 March 2020	As at 31 March 2021	As at 31 March 2022	As at 31 March 2023
Professional	497	857	804	1 406	961	1 057	1 149
Medical Practitioners	6	22	7	22	43	52	63
Medical Specialists	20	23	38	22	31	43	47
Total doctors	26	45	45	44	74	95	110
Professional Nurses	220	308	296	284	324	348	364
Nursing assistants and pupil nurses	215	385	365	361	397	412	430
Student nurses		15	3	1			
Total Nurses	435	708	664	646	721	760	794
Pharmacists	7	6	5	4	9	13	19
Pharmacy assistants		4	4		16	22	32
Dieticians	2	1	1	1	4	4	5
Environmental health		1	1	1	3	3	4
Health sciences, medical technicians and researchers			3		8	11	15
Occupational therapists	25	37	31	28	42	45	46
Optometrists							
Physiotherapists	2	2	2	1	10	14	18
Psychologists		30	28	15	33	38	46
Speech and hearing therapists							
Social Workers		23	20	20	41	52	60
Administrative	370	482	452	433	498	476	495
Levels: 13 - >		1	1		1		
Levels: 11 - 12	14	1	1	1	5	5	6
Levels: 10 - <	356	480	450	432	492	471	489
Total hospital personnel numbers	867	1 339	1 256	1 839	1 459	1 533	1 644
Total personnel cost (R thousand)	377 072	413 060	440 252	461 403	485 472	528 948	554 337
Unit cost (R thousand)	435	308	351	251	333	345	337

Name of hospital: Sterkfontein

Type: Psychiatric Hospital

Hospital budget summary

R thousand	Outcome			Main appropriation	Adjusted appropriation 2019/20	Revised estimate	Medium-term estimates		
	2016/17	2017/18	2018/19				2020/21	2021/22	2022/23
Receipts									
Transfer receipts from national	294 101	296 957	329 256	358 422	395 611	395 611	397 450	494 444	519 025
Equitable share	263 334	273 353	302 228	325 469	361 677	361 677	370 743	468 531	491 868
Conditional grants	30 767	23 604	27 028	32 953	33 934	33 934	26 707	25 913	27 157
<i>Comprehensive HIV and Aids Grant</i>	4 143	4 870	4 974		5 181	5 181			
<i>Health Infrastructure Grant</i>									
<i>Health Professions Training and Development Grant</i>	17 624	18 734	18 734	19 783	19 783	19 783	20 871	22 062	23 121
<i>Statutory Human Resources Grant</i>									
<i>Hospital Revitalisation Grant</i>	9 000			7 700	3 500	3 500			
<i>National Health Insurance Grant</i>									
<i>National Tertiary Services Grant</i>			3 320	5 470	5 470	5 470	5 836	3 852	4 036
<i>Nursing Colleges and Schools Grant</i>									
Total receipts	294 101	296 957	329 256	358 422	395 611	395 611	397 450	494 444	519 025
Payments									
Current payments	287 555	297 558	345 901	352 948	384 390	384 381	376 064	462 139	485 170
Compensation of employees	234 316	249 124	274 189	303 385	306 416	306 416	321 544	350 339	367 156
Goods and services	53 239	48 434	71 712	49 563	77 974	77 965	54 520	111 800	118 014
<i>of which</i>									
<i>Laboratory Services</i>	364	482	2 090	1 377	3 027	3 027	1 450	2 105	2 222
<i>Contractors</i>			7	30	30	30	10	15	15
<i>Agency & support/outourced services</i>	18	43	31			49			
<i>Medical supplies</i>	1 967	1 269	2 228	1 210	2 010	2 010	500	726	766
<i>Medicine</i>	4 061	4 132	4 965	6 000	8 000	8 000	4 000	5 807	6 130
<i>Food and food supplies</i>	10 753	13 529	15 403	14 500	17 500	17 442	20 162	69 269	73 120
<i>Fuel, Oil and Gas</i>	1 736	5 052	14 999	3 000	9 901	9 901	7 500	3 541	3 738
<i>Other (Specify)</i>	34 340	23 927	31 989	23 446	37 506	37 506	20 898	30 338	32 024
Interest and rent on land									
Transfers and subsidies to:	1 461	582	870	600	600	600	1 000	962	1 009
Municipalities									
Departmental agencies and accounts									
Higher education institutions									
Public corporations and private enterprises									
Non-profit institutions									
Households	1 461	582	870	600	600	600	1 000	962	1 009
Payments for capital assets	9 927	1 154	604	4 874	10 621	10 621	20 386	31 343	32 846
Buildings and other fixed structures	6 850			4 200	9 947	9 947	19 386	29 805	31 235
Machinery and equipment	3 077	1 154	604	674	674	674	1 000	1 537	1 611
Heritage assets									
Specialised military assets									
Biological assets									
Land and sub-soil assets									
Software and other intangible assets									
Payments for financial assets	85	218	92			9			
Unallocated contingency reserve									
Total Payments	299 028	299 512	347 467	358 422	395 611	395 611	397 450	494 444	519 025
Surplus/(deficit) before financing	(4 927)	(2 555)	(18 211)						
Financing									
Roll-overs									
Other (Specify)									
Surplus/(deficit) after financing	(4 927)	(2 555)	(18 211)						

Name of Hospital: Sterkfontein

Type: Psychiatric Hospital

Summary of Personnel Numbers and Costs

Personnel numbers	As at 31 March 2017	As at 31 March 2018	As at 31 March 2019	As at 31 March 2020	As at 31 March 2021	As at 31 March 2022	As at 31 March 2023
Professional	336	500	442	428	479	516	525
Medical Practitioners	17	24	12	18	19	21	21
Medical Specialists	15	17	26	17	18	19	20
Total doctors	32	41	38	35	37	40	41
Professional Nurses	125	171	153	152	172	178	180
Nursing assistants and pupil nurses	145	217	199	204	203	208	210
Student nurses	15	4					
Total Nurses	285	392	352	356	375	386	390
Pharmacists	5	4	3	2	3	5	6
Pharmacy assistants		3	3		5	8	8
Radiographers							
Dieticians		2	2	2	2	3	3
Environmental health	2	1					
Health sciences, medical technicians and researche		1			8	11	12
Occupational therapists	12	19	15	12	19	23	23
Optometrists							
Physiotherapists							
Psychologists		22	18	10	14	18	19
Speech and hearing therapists							
Social Workers		15	11	11	16	22	23
Administrative	372	284	283	277	282	297	304
Levels: 13 - >	1	1	1	1	1	1	1
Levels: 11 - 12	6	1	1	1	3	4	4
Levels: 10 - <	365	282	281	275	278	292	299
Total hospital personnel numbers	708	784	725	705	761	813	829
Total personnel cost (R thousand)	234 316	249 124	274 189	306 416	321 544	350 339	367 156
Unit cost (R thousand)	331	318	378	435	423	431	443

Name of hospital: Tara The H Moross

Type: Psychiatric Hospital

Hospital budget summary

R thousand	Outcome			Main appropriation	Adjusted appropriation	Revised estimate	Medium-term estimates		
	2016/17	2017/18	2018/19				2020/21	2021/22	2022/23
Receipts									
Transfer receipts from national	142 221	169 102	187 146	190 402	194 384	194 384	196 255	249 736	262 335
Equitable share	118 678	143 171	154 307	144 951	156 959	156 959	168 591	222 826	234 133
Conditional grants	23 543	25 931	32 839	45 451	37 425	37 425	27 664	26 910	28 202
<i>Comprehensive HIV and Aids Grant</i>	5 141	6 370	7 927	7 888	7 888	7 888			
<i>Health Infrastructure Grant</i>									
<i>Health Professions Training and Development Grant</i>	18 402	19 561	19 561	20 656	20 734	20 734	21 792	23 035	24 141
<i>Statutory Human Resources Grant</i>									
<i>Hospital Revitalisation Grant</i>			2 000	13 300	3 300	3 300			
<i>National Tertiary Services Grant</i>			3 351	3 607	5 503	5 503	5 872	3 875	4 061
Total receipts	142 221	169 102	187 146	190 402	194 384	194 384	196 255	249 736	262 335
Payments									
Current payments	151 534	159 049	172 311	176 915	182 058	185 029	188 653	243 797	256 111
Compensation of employees	126 318	136 627	146 990	127 894	147 312	150 226	149 636	163 036	170 862
Goods and services	25 216	22 422	25 321	49 021	34 746	34 803	39 017	80 760	85 249
<i>of which</i>									
<i>Laboratory Services</i>	429	807	1 267	1 353	1 353	1 353	816	1 185	1 250
<i>Contractors</i>	227	85	161	310	310	310	800	280	296
<i>Agency & support/outourced services</i>		2		10	10	10	50	73	77
<i>Medical supplies</i>	247	348	193	1 545	945	945	572	830	877
<i>Medicine</i>	6 245	6 876	6 733	3 760	7 973	7 973	7 055	10 242	10 811
<i>Food and food supplies</i>	2 079	2 468	2 628	3 000	3 150	3 207	5 100	32 404	34 205
<i>Fuel, Oil and Gas</i>	107	118	3	250	200	200	200	290	306
<i>Other (Specify)</i>	15 882	11 718	14 336	38 793	20 805	20 805	24 424	35 456	37 427
Interest and rent on land									
Transfers and subsidies to:	338	472	387	500	500	500	500	481	504
Municipalities									
Departmental agencies and accounts									
Higher education institutions									
Public corporations and private enterprises									
Non-profit institutions									
Households	338	472	387	500	500	500	500	481	504
Payments for capital assets	2 263	1 246	481	12 987	11 826	11 826	7 102	5 458	5 719
Buildings and other fixed structures				10 000	8 761	8 761	3 550	5 458	5 719
Machinery and equipment	2 263	1 246	481	2 987	3 065	3 065	3 552		
Heritage assets									
Specialised military assets									
Biological assets									
Land and sub-soil assets									
Software and other intangible assets									
Payments for financial assets	12	18	13			37			
Unallocated contingency reserve									
Total Payments	154 147	160 785	173 192	190 402	194 384	197 392	196 255	249 736	262 335
Surplus/(deficit) before financing	(11 926)	8 317	13 954			(3 008)			
Financing									
Roll-overs									
<i>Other (Specify)</i>									
Surplus/(deficit) after financing	(11 926)	8 317	13 954			(3 008)			

Name of Hospital: Tara the H Moross

Type: Psychiatric Hospital

Summary of Personnel Numbers and Costs

Personnel numbers	As at 31 March 2017	As at 31 March 2018	As at 31 March 2019	As at 31 March 2020	As at 31 March 2021	As at 31 March 2022	As at 31 March 2023
Professional	82	195	190	157	207	241	253
Medical Practitioners	8	15	8	13	15	18	19
Medical Specialists	8	10	19	11	11	12	13
Total doctors	16	25	27	24	26	30	32
Professional Nurses	49	76	84	75	86	92	94
Nursing assistants and pupil nurses		38	36	33	43	47	48
Student nurses	9	14	1		0	0	0
Total Nurses	58	128	121	108	129	139	142
Dentists, dental therapy, oral hygiene							
Ambulance personnel							
Pharmacists	2	2	4	2	3	4	5
Pharmacy assistants		2	2		5	7	9
Radiographers							
Dieticians	2	2	2	2	2	3	3
Environmental health							
Health sciences, medical technicians and researchers		2			9	15	15
Occupational therapists	4	8	7	4	7	8	9
Optometrists							
Physiotherapists							
Psychologists		20	22	11	15	18	20
Speech and hearing therapists							
Social Workers		6	5	6	11	17	18
Administrative	265	185	181	171	180	188	195
Levels: 13 - >	1	1	1	1	1		
Levels: 11 - 12	4	3	2	2	3	4	4
Levels: 10 - <	260	181	178	168	176	184	191
Total hospital personnel numbers	347	380	371	328	387	429	448
Total personnel cost (R thousand)	126 318	136 627	146 990	150 226	149 636	163 036	170 862
Unit cost (R thousand)	364	360	396	458	387	380	381

Name of hospital: Cullinan Care

Type: Psychiatric Hospital

Hospital budget summary

R thousand	Outcome			Main appropriation	Adjusted appropriation 2019/20	Revised estimate	Medium-term estimates		
	2016/17	2017/18	2018/19				2020/21	2021/22	2022/23
Receipts									
Transfer receipts from national	120 032	120 963	145 561	141 271	144 346	144 346	172 795	213 746	224 489
Equitable share	113 101	113 215	135 362	131 997	135 072	135 072	164 421	203 658	213 888
Conditional grants	6 931	7 748	10 199	9 274	9 274	9 274	8 374	10 088	10 601
<i>Comprehensive HIV and Aids Grant</i>	6 931	7 748	10 199	8 074	8 074	8 074	8 374	10 088	10 601
<i>Health Infrastructure Grant</i>									
<i>Health Professions Training and Development Grant</i>									
<i>Statutory Human Resources Grant</i>									
<i>Hospital Revitalisation Grant</i>				1 200	1 200	1 200			
<i>National Tertiary Services Grant</i>									
Total receipts	120 032	120 963	145 561	141 271	144 346	144 346	172 795	213 746	224 489
Payments									
Current payments	123 286	121 537	132 441	140 321	141 679	145 992	160 797	196 632	206 554
Compensation of employees	87 316	105 782	111 813	112 217	113 325	115 831	119 834	130 566	136 833
Goods and services	35 970	15 755	20 628	28 104	28 354	30 161	40 963	66 066	69 721
<i>of which</i>									
<i>Laboratory Services</i>	36	39	51	118	118	133	200	290	306
<i>Contractors</i>	70		25	108	108	108	200	290	299
<i>Agency & support/outsourced services</i>	385	494	547	540	540	2 332	560	413	426
<i>Medical supplies</i>	2 615	1 742	1 397	2 396	2 396	2 396	2 450	3 557	3 754
<i>Medicine</i>	3 124	1 879	2 230	3 398	3 398	3 398	2 555	3 709	3 915
<i>Food and food supplies</i>	2 607	3 783	2 965	4 483	4 483	4 483	6 600	16 581	17 503
<i>Fuel, Oil and Gas</i>	118	81	20	100	100	100	200	290	306
<i>Other (Specify)</i>	27 015	7 737	13 393	16 961	17 211	17 211	28 198	40 935	43 211
Interest and rent on land									
Transfers and subsidies to:	314	335	432	200	200	215	210	202	212
Municipalities									
Departmental agencies and accounts									
Higher education institutions									
Public corporations and private enterprises									
Non-profit institutions									
Households	314	335	432	200	200	215	210	202	212
Payments for capital assets	401	612	450	750	2 467	2 467	11 788	16 912	17 723
Buildings and other fixed structures					1 967	1 967	11 000	16 912	17 723
Machinery and equipment	401	612	450	750	500	500	788		
Heritage assets									
Specialised military assets									
Biological assets									
Land and sub-soil assets									
Software and other intangible assets									
Payments for financial assets	38	70	51			15			
Unallocated contingency reserve									
Total Payments	124 039	122 554	133 374	141 271	144 346	148 689	172 795	213 746	224 489
Surplus/(deficit) before financing	(4 007)	(1 591)	12 187			(4 343)			
Financing									
Roll-overs									
<i>Other (Specify)</i>									
Surplus/(deficit) after financing	(4 007)	(1 591)	12 187			(4 343)			

Name of Hospital: Cullinan Care

Type: Psychiatric Hospital

Summary of Personnel Numbers and Costs

Personnel numbers	As at 31 March 2017	As at 31 March 2018	As at 31 March 2019	As at 31 March 2020	As at 31 March 2021	As at 31 March 2022	As at 31 March 2023
Professional	131	286	262	247	284	314	324
Medical Practitioners	4	2	1	1	5	6	7
Medical Specialists							
Total doctors	4	2	1	1	5	6	7
Professional Nurses	35	76	71	70	82	91	93
Nursing assistants and pupil nurses	78	186	174	161	164	167	172
Student nurses		6	1	1			
Total Nurses	113	268	246	232	246	258	265
Pharmacists	2	1	1	1	2	3	3
Pharmacy assistants		1	1		3	5	6
Radiographers							
Dieticians					1	1	1
Environmental health							
Health sciences, medical technicians and researchers					4	7	7
Occupational therapists	10	9	9	9	11	12	12
Optometrists							
Physiotherapists	2	2	2	2	5	9	10
Psychologists							
Speech and hearing therapists							
Social Workers		3	2	2	7	13	13
Administrative	199	159	153	148	154	177	178
Levels: 13 - >							
Levels: 11 - 12	1	1	1	1	1	3	3
Levels: 10 - <	198	158	152	147	153	174	175
Total hospital personnel numbers	330	445	415	395	438	491	502
Total personnel cost (R thousand)	87 316	105 782	111 813	115 831	119 834	130 566	136 833
Unit cost (R thousand)	265	238	269	293	274	266	273

FRAMEWORK FOR THE ALLOCATIONS TO TERTIARY HOSPITALS

NAME OF ALLOCATION	TERTIARY HOSPITALS
Transferring provincial department	<ul style="list-style-type: none"> Gauteng Department of Health.
Purpose / Programme Description	<ul style="list-style-type: none"> To provide specialist and sub-specialist care to a number of regional hospitals. Most care provided will be at level 3 and will require the expertise of teams led by specialists. There may also be some level 1 services provided within the local sub-district.
Measurable outputs	<ul style="list-style-type: none"> Hospital efficiencies (Average length of stay; bed occupancy rate etc) Strengthened hospital management and Functional hospital boards
Conditions	<ul style="list-style-type: none"> To provide specialist and sub-specialist care to a number of regional hospitals. The speciality include cardiology, cardiothoracic surgery, craniofacial surgery, diagnostic radiology, ENT, endocrinology, geriatrics, haematology, human genetics, infectious diseases, general surgery, orthopaedics, general medicine, paediatrics, obstetrics & gynaecology, radiology and anaesthetics. To provide level 3 health care services and may also include level 1.
Allocation criteria	<ul style="list-style-type: none"> Budget allocation per operational needs
Source of allocation	<ul style="list-style-type: none"> Equitable share Conditional Grants
Monitoring mechanisms in place	<ul style="list-style-type: none"> Monthly, quarterly and annual reports on management and efficiencies as mandated by the National Department of Health Various standing committee meetings
Estimated life period	<ul style="list-style-type: none"> Service is ongoing as long as there is patient need

Name of hospital: Kalafong

Type: Tertiary Hospital

Hospital budget summary

	Outcome			Main appropriation	Adjusted appropriation 2019/20	Revised estimate	Medium-term estimates		
R thousand	2016/17	2017/18	2018/19				2020/21	2021/22	2022/23
Receipts									
Transfer receipts from national	1 166 693	1 230 124	1 288 071	1 306 953	1 402 656	1 402 656	1 445 001	1 528 765	1 639 524
Equitable share	853 821	912 416	957 203	954 908	1 048 593	1 048 593	1 057 309	1 083 517	1 171 689
Conditional grants	312 872	317 708	330 868	352 045	354 063	354 063	387 692	445 248	467 834
Comprehensive HIV and Aids Grant	42 552	29 456	33 637	30 184	30 184	30 184	35 482	36 362	39 320
Health Infrastructure Grant									
Health Professions Training and Development Grant	60 000	63 780	63 780	67 352	67 785	67 785	71 056	86 026	90 155
Statutory Human Resources Grant				1 079	2 663	2 663	15 364	13 012	13 636
Hospital Revitalisation Grant	500			4 330	6 856	6 856			
National Tertiary Services Grant	209 820	224 472	233 451	249 100	246 575	246 575	265 790	309 849	324 723
Total receipts	1 166 693	1 230 124	1 288 071	1 306 953	1 402 656	1 402 656	1 445 001	1 528 765	1 639 524
Payments									
Current payments	976 960	1 038 929	1 221 412	1 248 599	1 329 405	1 278 895	1 381 722	1 463 759	1 571 398
Compensation of employees	713 614	769 135	823 340	855 829	867 413	874 271	935 561	1 066 031	1 116 153
Goods and services	263 346	269 794	398 072	392 770	461 992	404 624	446 161	398 728	455 245
of which									
Laboratory Services	44 096	43 124	73 476	69 514	115 880	134 370	61 091	49 288	58 002
Contractors	6 529	14 085	15 631	15 500	15 500	16 200	27 508	21 193	21 940
Agency & support/outsourced services	15 732	8 664	6 336	10 000	11 000	13 590	27 000	17 596	17 869
Medical supplies	60 930	80 769	159 149	121 385	110 350	121 091	143 139	115 483	135 902
Medicine	49 141	47 488	51 041	74 800	69 800	58 862	79 402	64 061	75 387
Food and food supplies	9 263	11 753	14 532	18 000	18 000	14 320	18 000	26 709	28 295
Fuel, Oil and Gas	1 292	4 425	939	1 000	12 500	1 289	8 500	15 010	14 774
Other (Specify)	76 363	59 486	76 968	82 571	108 962	44 902	81 521	89 387	103 077
Interest and rent on land									
Transfers and subsidies to:	3 478	4 947	4 554	3 597	3 597	3 024	3 550	4 329	4 537
Municipalities									
Non-profit institutions									
Households	3 478	4 947	4 554	3 597	3 597	3 024	3 550	4 329	4 537
Payments for capital assets	24 287	27 673	39 440	54 757	69 654	30 479	59 729	60 676	63 589
Buildings and other fixed structures	10 830			200	18 211				
Machinery and equipment	13 457	27 673	39 440	54 557	51 443	30 479	59 729	60 676	63 589
Payments for financial assets	218	80	120			111			
Unallocated contingency reserve									
Total Payments	1 004 943	1 071 629	1 265 526	1 306 953	1 402 656	1 312 509	1 445 001	1 528 764	1 639 523
Surplus/(deficit) before financing	161 750	158 495	22 545			90 147			
Financing									
Roll-overs									
Other (Specify)									
Surplus/(deficit) after financing	161 750	158 495	22 545			90 147			

Name of hospital: Kalafong

Type: Tertiary Hospital

Summary of personnel numbers and costs: Kalafong

Personnel numbers	As at 31 March 2017	As at 31 March 2018	As at 31 March 2019	As at 31 March 2020	As at 31 March 2021	As at 31 March 2022	As at 31 March 2023
Professional	1 369	1 324	1 259	1 169	1 288	1 370	1 405
Medical Practitioners	143	231	152	168	184	196	198
Medical Specialists	154	67	129	56	62	64	66
Total doctors	298	298	281	224	246	260	264
Professional Nurses	445	404	402	405	437	451	460
Nursing assistants and pupil nurses	501	462	463	447	447	462	470
Student nurses		24	1	2	2		
Total Nurses	946	890	866	854	886	913	930
Dentists, dental therapy, oral hygiene			1	1			
Pharmacists	23	23	19	21	19	22	23
Pharmacy assistants	14	17	16		22	28	30
Radiographers	35	30	25	26	27	31	33
Dieticians	14	14	12	12	13	15	15
Environmental health					2	2	2
Health sciences, medical technicians and researchers	11	7	4	3	28	36	37
Occupational therapists	12	15	13	11	9	14	16
Optometrists							
Physiotherapists	11	15	11	8	14	18	18
Psychologists	1	1	1	1	3	4	5
Speech and hearing therapists	4	6	3	2	4	5	6
Social Workers		8	8	7	15	22	26
Administrative	798	690	662	654	676	688	702
Levels: 13 - >	1				1		
Levels: 11 - 12	2	2	1	2	4	5	5
Levels: 10 - <	795	688	661	652	671	683	697
Total hospital personnel numbers	2 168	2 014	1 921	1 823	1 964	2 058	2 107
Total personnel cost (R thousand)	713 614	769 135	823 340	874 271	935 561	1 065 031	1 116 153
Unit cost (R thousand)	329	382	429	480	476	518	530

Name of hospital: Tembisa

Type: Tertiary Hospital

Hospital budget summary

R thousand	Outcome			Main appropriation	Adjusted appropriation 2018/19	Revised estimate	Medium-term estimates		
	2016/17	2017/18	2018/19				2020/21	2021/22	2022/23
Receipts									
Transfer receipts from national	1 025 827	1 161 231	1 471 961	1 369 708	1 666 431	1 666 431	1 518 786	1 596 133	1 714 229
Equitable share	772 338	899 085	1 176 823	1 053 389	1 343 252	1 343 252	1 175 233	1 204 364	1 302 370
Conditional grants	253 489	262 146	295 138	316 319	323 179	323 179	343 553	391 769	411 859
<i>Comprehensive HIV and Aids Grant</i>	46 200	30 240	56 294	47 848	47 848	47 848	51 323	52 595	56 875
<i>Health Infrastructure Grant</i>									
<i>Health Professions Training and Development Grant</i>	55 000	58 465	58 465	61 739	63 232	63 232	65 135	78 857	82 642
<i>Stature Human Resources Grant</i>				1 017	1 361	1 361	7 682	6 506	7 035
<i>Hospital Revitalisation Grant</i>				13 200	6 884	6 884	14 000	14 347	14 347
<i>National Tertiary Services Grant</i>	152 289	173 441	180 379	192 515	203 854	203 854	205 413	239 464	250 959
Total receipts	1 025 827	1 161 231	1 471 961	1 369 708	1 666 431	1 666 431	1 518 786	1 596 133	1 714 229
Payments									
Current payments	981 323	1 194 883	1 461 363	1 288 838	1 571 292	1 677 919	1 433 703	1 509 143	1 623 063
Compensation of employees	692 519	817 680	894 156	922 734	950 078	956 967	1 020 350	1 161 554	1 217 309
Goods and services	288 804	377 203	567 207	366 104	621 214	720 952	413 353	347 588	405 754
<i>of which</i>									
<i>Laboratory Services</i>	14 225	42 214	61 500	57 127	91 862	88 791	63 428	51 173	60 221
<i>Contractors</i>	3 952	9 119	10 459	11 904	11 904	10 620	18 002	13 554	15 363
<i>Agency & support/outourced services</i>	3 024	7 067	4 479	4 200	4 200	5 453	4 609	2 218	2 611
<i>Medical supplies</i>	71 304	182 442	315 379	111 246	334 767	441 858	116 724	94 172	110 822
<i>Medicine</i>	57 748	46 881	61 926	71 621	71 621	63 075	73 258	59 104	69 554
<i>Food and food supplies</i>	10 263	11 502	12 748	22 000	17 000	14 721	17 000	18 715	19 524
<i>Fuel, Oil and Gas</i>	19 256	3 155	2 299	20 000	2 500	1 997	21 000	24 413	26 229
<i>Other (Specify)</i>	109 012	74 823	98 417	68 006	87 360	94 437	99 332	84 239	101 429
Interest and rent on land									
Transfers and subsidies to:	3 462	7 518	2 940	2 416	2 416	4 856	2 740	3 341	3 502
Municipalities									
Non-profit institutions									
Households	3 462	7 518	2 940	2 416	2 416	4 856	2 740	3 341	3 502
Payments for capital assets	29 272	46 081	62 487	78 454	92 723	39 634	82 343	83 649	87 664
Buildings and other fixed structures	13 219			9 000	19 940		15 500	15 746	16 502
Machinery and equipment	16 053	46 081	62 487	69 454	72 783	39 634	66 843	67 903	71 163
Payments for financial assets	166	106	105			32			
Unallocated contingency reserve									
Total Payments	1 014 223	1 248 588	1 526 895	1 369 708	1 666 431	1 722 441	1 518 786	1 596 133	1 714 229
Surplus/(deficit) before financing	11 604	(87 357)	(54 934)			(56 010)			
Financing									
Roll-overs									
<i>Other (Specify)</i>									
Surplus/(deficit) after financing	11 604	(87 357)	(54 934)			(56 010)			

Name of hospital: Tembisa

Type: Tertiary Hospital

Summary of personnel numbers and costs: Tembisa

Personnel numbers	As at 31 March 2017	As at 31 March 2018	As at 31 March 2019	As at 31 March 2020	As at 31 March 2021	As at 31 March 2022	As at 31 March 2023
Professional	1 250	1 530	1 462	1 353	1 452	1 516	1 532
Medical Practitioners	196	248	228	195	213	224	226
Medical Specialists	39	29	47	35	28	29	29
Total doctors	235	277	275	230	241	253	255
Professional Nurses	369	486	475	455	482	489	491
Nursing assistants and pupil nurses	519	618	583	585	574	583	587
Student nurses		23	4	1			
Total Nurses	889	1 127	1 062	1 041	1 056	1 072	1 078
Dentists, dental therapy, oral hygiene							
Ambulance personnel							
Pharmacists	21	21	24	21	25	28	29
Pharmacy assistants	24	24	23		26	32	32
Radiographers	32	31	29	27	23	25	26
Dieticians	7	7	6	5	7	8	8
Environmental health	1	1	1	1	2	2	3
Health sciences, medical technicians and researchers	4	4	4	1	24	31	33
Occupational therapists	12	12	10	7	13	15	15
Optometrists	2	2	2	2	3	4	4
Physiotherapists	10	10	11	7	8	9	9
Psychologists	4	4	3	3	5	8	10
Speech and hearing therapists	4	4	7	3	8	11	11
Social Workers	6	6	5	5	11	18	19
Administrative	710	656	611	617	614	647	652
Levels: 13 - >	1	1	1	1	1	1	1
Levels: 11 - 12	7	7	6	8	6	9	9
Levels: 10 - <	702	648	604	608	607	637	642
Total hospital personnel numbers	1 961	2 186	2 073	1 970	2 066	2 163	2 184
Total personnel cost (R thousand)	692 519	817 680	894 156	956 967	1 020 350	1 161 554	1 217 309
Unit cost (R thousand)	353	374	431	486	494	537	557

Name of hospital: Helen Joseph

Type: Tertiary Hospital

Hospital budget summary

	Outcome			Main appropriation	Adjusted appropriation 2019/20	Revised estimate	Medium-term estimates		
R thousand	2016/17	2017/18	2018/19				2020/21	2021/22	2022/23
Receipts									
Transfer receipts from national	1 205 461	1 221 139	1 335 865	1 347 680	1 507 119	1 507 119	1 449 527	1 528 755	1 640 990
Equitable share	850 211	907 389	984 989	966 303	1 063 787	1 063 787	1 059 619	1 085 884	1 174 466
Conditional grants	355 250	313 750	350 876	381 377	443 332	443 332	389 908	442 871	466 524
Comprehensive HIV and Aids Grant	95 000	55 784	85 001	79 876	79 876	79 876	71 365	73 134	79 085
Health Infrastructure Grant									
Health Professions Training and Development Grant	56 675	60 246	60 246	63 620	63 620	63 620	67 119	81 259	85 160
Statutory Human Resources Grant							12 291	10 409	10 692
Hospital Revitalisation Grant	20 000			18 450	66 280	66 280	5 000	5 124	5 541
National Tertiary Services Grant	183 575	197 720	205 629	219 431	233 556	233 556	234 133	272 944	286 047
Total receipts	1 205 461	1 221 139	1 335 865	1 347 680	1 507 119	1 507 119	1 449 527	1 528 755	1 640 990
Payments									
Current payments	1 025 380	1 116 557	1 246 578	1 278 532	1 356 377	1 386 743	1 397 754	1 475 603	1 585 286
Compensation of employees	713 185	773 495	819 612	827 732	862 732	869 537	918 062	1 045 111	1 095 276
Goods and services	312 195	343 062	426 966	450 800	493 645	517 206	479 692	430 492	490 010
of which									
Laboratory Services	18 561	56 791	88 071	81 090	115 540	143 283	103 137	83 210	97 922
Contractors	5 032	6 776	7 728	11 000	7 000	7 098	10 685	8 629	8 154
Agency & support/outourced services	4 881	4 912	3 568	5 000	3 500	3 667	4 000	2 227	2 621
Medical supplies	76 135	103 778	152 763	145 871	150 871	165 665	141 490	114 153	134 336
Medicine	104 639	82 333	89 144	100 456	105 436	92 453	98 500	79 469	93 520
Food and food supplies	8 937	11 365	11 716	16 800	12 000	11 646	14 000	17 745	18 363
Fuel, Oil and Gas	4 543	971	350	6 000	6 000	1 362	3 000	2 420	2 848
Other (Specify)	89 467	76 136	73 626	84 583	93 298	91 832	104 870	122 639	132 227
Interest and rent on land									
Transfers and subsidies to:	1 208	1 125	1 433	3 543	3 543	1 160	2 740	3 341	3 502
Municipalities									
Non-profit institutions									
Households	1 208	1 125	1 433	3 543	3 543	1 160	2 740	3 341	3 502
Payments for capital assets	9 428	20 198	21 538	65 605	147 199	33 833	49 033	49 811	52 202
Buildings and other fixed structures	3 807			14 200	81 669		8 000	8 127	8 517
Machinery and equipment	5 621	20 198	21 538	51 405	65 530	33 833	41 033	41 684	43 685
Payments for financial assets	246	92	139			90			
Unallocated contingency reserve									
Total Payments	1 036 262	1 137 972	1 269 688	1 347 680	1 507 119	1 421 826	1 449 527	1 528 755	1 640 990
Surplus/(deficit) before financing	169 199	83 167	66 177			85 293			
Financing									
Roll-overs									
Other (Specify)									
Surplus/(deficit) after financing	169 199	83 167	66 177			85 293			

Name of hospital: Helen Joseph

Type: Tertiary Hospital

Summary of personnel numbers and costs: Helen Joseph

Personnel numbers	As at 31 March 2017	As at 31 March 2018	As at 31 March 2019	As at 31 March 2020	As at 31 March 2021	As at 31 March 2022	As at 31 March 2023
Professional	960	1 527	1 456	1 310	1 409	1 496	1 515
Medical Practitioners	114	214	148	146	148	164	168
Medical Specialists	123	60	122	47	59	61	62
Total doctors	238	274	270	193	207	225	230
Professional Nurses	300	416	440	440	452	468	471
Nursing assistants and pupil nurses	275	628	594	579	581	599	602
Student nurses		32	2	5	2	0	0
Total Nurses	575	1 076	1 036	1 024	1 035	1 067	1 073
Dentists, dental therapy, oral hygiene							
Ambulance personnel							
Pharmacists	20	23	19	19	22	25	26
Pharmacy assistants	19	20	22		29	32	33
Radiographers	37	54	43	35	31	34	34
Dieticians	8	8	9	4	7	9	10
Environmental health		1					
Health sciences, medical technicians and researchers	19	18	13	10	36	47	48
Occupational therapists	8	11	10	6	8	10	10
Optometrists	1	1	2	2	2	3	3
Physiotherapists	13	15	13	5	9	12	13
Psychologists	17	10	5	3	5	7	8
Speech and hearing therapists	6	5	5		4	6	6
Social Workers		11	9	9	14	19	21
Administrative	858	888	571	572	554	573	575
Levels: 13 - >	1	1	1				
Levels: 11 - 12	243	243	3	4	5	6	6
Levels: 10 - <	614	644	567	568	549	567	569
Total hospital personnel numbers	1 818	2 415	2 027	1 882	1 963	2 069	2 090
Total personnel cost (R thousand)	713 185	773 495	819 612	869 537	918 062	1 045 111	1 095 276
Unit cost (R thousand)	392	320	404	462	468	505	524

FRAMEWORK FOR THE ALLOCATIONS TO TUBERCULOSIS HOSPITALS

NAME OF ALLOCATION	TUBERCULOSIS HOSPITAL
Transferring provincial department	<ul style="list-style-type: none"> Gauteng Department of Health.
Purpose / Programme Description	<ul style="list-style-type: none"> To provide specialist multi drug and extreme drug resistant tuberculosis services to the community. Most care provided will be at level 2 and will require the expertise of teams led by specialist TB nursing staff and allied services. The area of speciality include infectious disease specialist, internal medicine in nursing and allied health
Measurable outputs	<ul style="list-style-type: none"> Hospital efficiencies (Average length of stay; bed occupancy rate, cost per patient day equivalent, etc.) Assistive devices issued Outcome based rehabilitation indicators Strengthened hospital management Functional hospital boards
Conditions	<ul style="list-style-type: none"> To provide specialist tuberculosis services to the community for patients with the following conditions: <ul style="list-style-type: none"> Tuberculosis and Humane Immunodeficiency Virus Other chronic diseases, high blood pressure and diabetes Screening for hearing and management aid
Allocation criteria	<ul style="list-style-type: none"> Budget allocation per package of services and operational needs
Source of allocation	<ul style="list-style-type: none"> Equitable share Earmarked National Health Equitable Share
Monitoring mechanisms in place	<ul style="list-style-type: none"> Monthly, quarterly and annual reports on management and efficiencies as mandated by the National Department of Health Various standing committee meetings Monthly/quarterly Audits: record, client & staff satisfaction, national core standards,etc
Estimated life period	<ul style="list-style-type: none"> Service is ongoing as long as there is patient need

Name of hospital: Sizwe Tropical Disease

Type: Tuberculosis Hospital

Hospital Budget Summary

R thousand	Outcome			Main appropriation	Adjusted appropriation	Revised estimate	Medium-term estimates		
	2016/17	2017/18	2018/19		2019/20		2020/21	2021/22	2022/23
Receipts									
Transfer receipts from national	218 374	214 838	220 596	240 165	247 775	247 775	262 085	278 323	292 222
Equitable share	204 552	208 368	212 767	236 275	235 912	235 912	254 375	270 228	283 722
Conditional grants	13 822	6 470	7 829	3 890	11 863	11 863	7 710	8 096	8 500
Comprehensive HIV and Aids Grant	5 822	6 470	7 829		7 973	7 973	7 710	8 096	8 500
Hospital Revitalisation Grant	8 000			3 890	3 890	3 890			
National Tertiary Services Grant									
Total receipts	218 374	214 838	220 596	240 165	247 775	247 775	262 085	278 323	292 222
Payments									
Current payments	160 556	193 962	189 026	237 208	234 294	201 008	259 663	275 756	289 521
Compensation of employees	123 663	132 867	145 643	153 959	159 169	159 169	174 739	183 476	192 650
Goods and services	36 893	61 095	43 383	83 249	75 125	41 839	84 924	92 280	96 871
of which									
Laboratory Services	1 219	2 583	2 945	6 460	5 159	3 328	5 000	5 300	5 565
Contractors	524	930	964	1 205	1 205	412	1 205	1 341	1 405
Agency & support/outourced services	104	134	129	627	627	154	200	697	730
Medical supplies	1 336	1 904	3 193	6 505	5 505	2 308	4 649	4 928	5 174
Medicine	11 565	35 460	17 222	30 000	20 537	13 035	31 340	33 220	34 881
Food and food supplies	4 077	5 036	4 311	7 276	4 000	3 786	5 000	8 098	8 487
Fuel, Oil and Gas	279	174	23	1 119	1 119	73	2 200	1 246	1 306
Other (Specify)	17 789	14 874	14 596	30 057	36 973	18 743	35 330	37 450	39 322
Interest and rent on land									
Transfers and subsidies to:	1 795	707		500	500	502	537	569	603
Municipalities									
Non-profit institutions									
Households	1 795	707		500	500	502	537	569	603
Payments for capital assets	4 949	2 031		2 457	12 981	894	1 885	1 998	2 098
Buildings and other fixed structures	4 095				11 696				
Machinery and equipment	854	2 031		2 457	1 285	894	1 885	1 998	2 098
Payments for financial assets	29	80				24			
Unallocated contingency reserve									
Total Payments	167 329	196 780	189 026	240 165	247 775	202 428	262 085	278 323	292 222
Surplus/(deficit) before financing	51 045	18 058	31 570			45 347			
Financing									
Roll-overs									
Other (Specify)									
Surplus/(deficit) after financing	51 045	18 058	31 570			45 347			

Name of Hospital: Sizwe Tropical Disease
Summary of personnel numbers and costs

Type: Tuberculosis Hospital

Personnel numbers	As at 31 March 2017	As at 31 March 2018	As at 31 March 2019	As at 31 March 2020	As at 31 March 2021	As at 31 March 2022	As at 31 March 2023
Professional	183	207	199	196	204	218	227
Medical Practitioners	10	11	11	10	10	11	11
Medical Specialists	2	1	1	1	1	1	1
Total doctors	12	12	12	11	11	12	12
Professional Nurses	57	64	60	62	64	71	74
Nursing assistants and pupil nurses	114	131	127	123	128	135	141
Total Nurses	171	195	187	185	192	206	215
Pharmacists	2	2	4	2	2	3	3
Pharmacy assistants		3	3				
Radiographers	2	3	3	2	2	2	2
Dieticians	2	2	2	1	1	1	2
Health sciences, medical technicians and researchers	3						
Occupational therapists	2	3	3	2	2	2	2
Optometrists							
Physiotherapists	2	2	1	1	1	1	2
Psychologists	1	2	2	2	2	2	2
Speech and hearing therapists	2	2	1	1	1	1	1
Social Workers		4	3	2	2	3	3
Administrative	219	221	233	224	233	249	253
Levels: 13 - >	1	1	1	1	1	1	1
Levels: 11 - 12	1	1	1	1	1	1	1
Levels: 10 - <	217	219	231	222	231	247	251
Total hospital personnel numbers	402	428	432	420	437	467	480
Total personnel cost (R thousand)	123 663	132 867	145 643	159 169	174 739	183 476	192 650
Unit cost (R thousand)	308	310	337	379	400	393	401

FRAMEWORK FOR THE ALLOCATIONS TO SPECIALIZED HOSPITALS

NAME OF ALLOCATION	SPECIALIZED HOSPITAL
Transferring provincial department	<ul style="list-style-type: none"> Gauteng Department of Health.
Purpose / Programme Description	<ul style="list-style-type: none"> To provide specialist rehabilitative care to all hospitals and primary health care to communities. Most care provided will be at level 1 and will require the expertise of teams led by specialist rehabilitative nursing and allied services The area of speciality include rehabilitation in nursing and allied health There may also be some level 3 specialized services provided within the local sub-district e.g. vocational rehabilitation, aquatic therapy, seating clinics, etc
Measurable outputs	<ul style="list-style-type: none"> Hospital efficiencies (Average length of stay; bed occupancy rate, cost per patient day equivalent, etc.) Assistive devices issued Outcome based rehabilitation indicators Strengthened hospital management Functional hospital boards
Conditions	<ul style="list-style-type: none"> To provide specialist rehabilitative care to all hospitals and primary health care to communities for patients with the following conditions or physical disabilities: <ul style="list-style-type: none"> Spinal, tuberculosis, tumours, traumatic/non-traumatic, post-surgery Neuro & neurosurgical, HIV/AIDS, stroke, brain injury, etc. Amputations: upper limb, lower limb, multiple Orthopaedic: poly trauma, non-healing fractures Visual impairments: tumours, neurological
Allocation criteria	<ul style="list-style-type: none"> Budget allocation per package of services and operational needs
Source of allocation	<ul style="list-style-type: none"> Equitable share Health Professions Training and Development Grant
Monitoring mechanisms in place	<ul style="list-style-type: none"> Monthly, quarterly and annual reports on management and efficiencies as mandated by the National Department of Health Various standing committee meetings Monthly/quarterly Audits: record, client & staff satisfaction, national core standards, etc
Estimated life period	<ul style="list-style-type: none"> Service is ongoing as long as there is patient need

Name of hospital: Tshwane Rehabilitation Centre

Type: Other Specialised

Hospital Budget Summary

R thousand	Outcome			Main appropriation	Adjusted appropriation 2019/20	Revised estimate	Medium-term estimates		
	2016/17	2017/18	2018/19				2020/21	2021/22	2022/23
Receipts									
Transfer receipts from national	84 779	78 102	91 776	96 769	100 006	100 006	160 641	158 608	158 768
Equitable share	84 779	78 102	91 776	94 669	98 856	98 856	120 641	118 608	118 768
Conditional grants				2 100	1 150	1 150	40 000	40 000	40 000
Health Professions Training and Development Grant									
Hospital Revitalisation Grant				2 100	1 150	1 150	40 000	40 000	40 000
Total receipts	84 779	78 102	91 776	96 769	100 006	100 006	160 641	158 608	158 768
Payments									
Current payments	88 883	83 215	91 055	93 950	98 361	96 385	117 480	116 584	116 647
Compensation of employees	65 747	70 998	78 521	81 451	83 330	83 330	92 079	92 079	92 079
Goods and services	23 136	12 217	12 534	12 499	15 031	13 055	25 401	24 505	24 568
of which									
Laboratory Services	25	47	204	74	251	334	260	153	153
Contractors	112	49	246	137	137		100	207	160
Agency & support/outsourced services	220	244	279	186	186	170	150	150	217
Medical supplies	1 182	2 646	2 731	1 813	2 244	2 293	3 138	3 138	3 138
Medicine	848	999	1 232	902	930	1 367	1 200	1 200	1 200
Food and food supplies	948	1 132	1 353	750	1 383	1 395	1 720	835	875
Fuel, Oil and Gas	76			53	53	1	70	59	62
Other (Specify)	19 725	7 100	6 489	8 584	9 847	7 495	18 763	18 763	18 763
Interest and rent on land									
Transfers and subsidies to:	255	134	69	172	172	24	181	191	200
Non-profit institutions									
Households	255	134	69	172	172	24	181	191	200
Payments for capital assets	6 107	750	576	2 647	1 473	1 426	42 980	41 833	41 921
Buildings and other fixed structures	4 417			1 000	50		40 000	40 000	40 000
Machinery and equipment	1 690	750	576	1 647	1 423	1 426	2 980	1 833	1 921
Payments for financial assets	11	13	15						
Unallocated contingency reserve									
Total Payments	95 256	84 112	91 715	96 769	100 006	97 835	160 641	158 608	158 768
Surplus/(deficit) before financing	(10 477)	(6 010)	61			2 171			
Financing									
Roll-overs									
Other (Specify)									
Surplus/(deficit) after financing	(10 477)	(6 010)	61			2 171			

Name of Hospital: Tshwane Rehabilitation Centre
Summary of Personnel Numbers and Costs

Type: Other Specialised

Personnel numbers	As at 31 March 2017	As at 31 March 2018	As at 31 March 2019	As at 31 March 2020	As at 31 March 2021	As at 31 March 2022	As at 31 March 2023
Professional	144	171	150	140	174	208	224
Medical Practitioners	2	3	3	1	2	3	3
Medical Specialists	1		1				
Total doctors	3	3	4	1	2	3	3
Professional Nurses	31	32	29	31	38	43	48
Nursing assistants and pupil nurses	82	85	81	82	91	96	96
Student nurses	2	2					
Total Nurses	115	119	110	113	129	139	144
Dentists, dental therapy, oral hygiene							
Ambulance personnel							
Pharmacists		3	2	1	2	3	3
Pharmacy assistants	1	2	2		3	5	7
Radiographers							
Dieticians	1	3	2	3	2	2	2
Environmental health							
Health sciences, medical technicians and researchers		2			9	14	19
Occupational therapists	11	15	10	6	8	11	11
Optometrists							
Physiotherapists	10	10	9	8	8	13	14
Psychologists		4	3	1	2	3	4
Speech and hearing therapists	3	6	4	3	3	5	6
Social workers		4	4	4	6	10	11
Administrative	77	80	83	87	92	100	104
Levels: 13 - >							
Levels: 11 - 12	1	1	1	2	1	2	2
Levels: 10 - <	76	79	82	85	91	98	102
Total hospital personnel numbers	221	251	233	227	266	308	328
Total personnel cost (R thousand)	65 747	70 998	78 521	83 330	92 079	92 079	92 079
Unit cost (R thousand)	297	283	337	367	346	299	281

PROCLAMATION • PROKLAMASIE

PROCLAMATION 43 OF 2020**RAND WEST CITY LOCAL MUNICIPALITY
RANDFONTEIN AMENDMENT SCHEME 974**

It is hereby notified in terms of Section 38(4) of the Rand West City Local Municipality Spatial Planning and Land Use Management By-Law, 2017, that the Rand West City Local Municipality approved the amendment of the Randfontein Town Planning Scheme, 1988, by the rezoning of Amendment Scheme 974 as follows:

- Erven 16872 and 16873 Mohlakeng Extension 16 from "Business 1" to "Residential 3", subject to conditions.

Copies of the Map 3 document and scheme clauses of this amendment scheme is filed with the Executive Manager : Economic Development, Human Settlement and Planning, Municipal offices, c/p Sutherland Avenue and Stubbs Street, Randfontein and are open for inspection during normal office hours.

This amendment scheme shall come into operation on the date of publication hereof.

Mr Themba Goba (Municipal Manager)
Rand West City Local Municipality
P O Box 218, Randfontein, 1760
3 June 2020

OFFICIAL NOTICES • AMPTELIKE KENNISGEWINGS

OFFICIAL NOTICE 2 OF 2020**Lost or destroyed deed**

Notice is hereby given in terms of Section 38 of the Deeds Registries Act, 1937, of the intention to apply for the issue of a certified copy of Deed of Transfer Number T32980/2006 passed by Shane Baker, Identity number 720216 5066 080, Unmarried in favour of Felix De Kleijn, Unmarried Identity number 750228 5117 089 in respect of

**PORTION 34 (A PORTION OF PORTION 6) OF LOT 13 EDENBURG TOWNSHIP
REGISTRATION DIVISION I.R.
THE PROVINCE OF GAUTENG;**

IN EXTENT: 900 (NINE HUNDRED) SQUARE METRES;


which has been lost or destroyed.

All interested persons having objections to the issue of such copy are hereby required to lodge the same in writing with the Registrar of Deeds at Pretoria within six weeks from the date of the publication of this notice.

Dated at Johannesburg this 27 February 2020

Applicant: Care of Norton Rose Fulbright SA Inc
Address: 15 Alice Lane, Sandton 2196
Email address: bets.vanvuuren@nortonrosefulbright.com
Contact: 011 685 8628

Prepared by me


CONVEYANCER
MOHAMMAD SUNAID NABBIE
MARLENE SABBREI**CERTIFICATE OF REGISTERED TITLE IN LIEU OF A LOST DEED**

(Issued under the provisions of section 38 of the Deeds Registries Act, 1937 (No. 47 of 1937).)

Whereas

FELIX DE KLEIJN

Identity Number 750228 5117 08 9

Unmarried

Has applied for the issue to him of a Certificate of Registered Title in lieu of Deed of Transfer Number T32980/2006 dated 23rd March 2006 which has been lost or destroyed, and whereas it appears that he is the registered owner of the land, hereinafter described;

Now, therefore, in pursuance of the provisions of the said Act, I, the Registrar of Deeds at PRETORIA do hereby certify that the said

FELIX DE KLEIJN

Identity Number 750228 5117 08 9

Unmarried

His heirs, executors, administrators, or assigns, is the registered owner of

PORTION 34 (A PORTION OF PORTION 6) OF LOT 13 EDENBURG TOWNSHIP
REGISTRATION DIVISION I.R.,
THE PROVINCE OF GAUTENG;

IN EXTENT: 900 (NINE HUNDRED) SQUARE METRES;

FIRST TRANSFERRED BY DEED OF TRANSFER NUMBER T70927/2005 WITH
DIAGRAM S.G. NO. 4696/2004 ANNEXED THERETO AND HELD BY DEED OF
TRANSFER NUMBER T32980/2006

SUBJECT TO THE FOLLOWING CONDITIONS:

- 1 THAT this Lot together with the other Lots traversed by certain water furrow shown on the diagrams thereof and on the General Plan of the Township namely Lots Nos 13, 14, 17, 22, 27, 30, 91, 92, 93, 94 and 95 shall have the right to water from the said water furrow and the two dams situate in the river on the reserve portion as shown on the said General Plan, one day and one night in each eleven days on days to be agreed upon between the owners of the Lots, and the said eleven Lots shall likewise be
- 2 SUBJECT to the following further conditions imposed by the Local Authority in terms of the provisions of the Town-Planning and Townships Ordinance, 1986:-
 - (a) The erf is subject to a servitude, 2m wide, in favour of the local authority, for sewerage and other municipal purposes, along any two boundaries other than a street boundary and in the case of a panhandle erf, an additional servitude for municipal purposes 2m wide across the access portion of the erf, if an

when required by the local authority: Provided that the local authority may dispense with any such servitude.

- (b) No building or other structure shall be erected within the aforesaid servitude area and no-large rooted trees shall be planted within the area of such servitude or within 2m thereof.
- (c) The local authority shall be entitled to deposit temporarily on the land adjoining the aforesaid servitude such material as may be excavated by it during the course of the construction, maintenance or removal of such sewerage mains and other works as it in its discretion may deem necessary and shall further be entitled to reasonable access to the said land for the aforesaid purpose subject to any damage done during the process of the construction, maintenance or removal of such sewerage mans and other works being made good by the Local Authority.

3 SUBJECT to the following further conditions:

By virtue of Notarial Deed of Servitude K3639/2005S dated 3 February 2005 the hereinmentioned property is subject to a servitude of right of way for road widening purposes as indicated by the figure D x y z C D on Diagram S.G. Number 4238/2009 in favour of the City of Johannesburg Metropolitan Municipality as will more fully appear from the said Deed.

4 SUBJECT to the following further conditions:

By virtue of Notarial Deed of Servitude K1878/2006S dated 23 March 2006 the hereinmentioned property is subject to a servitude of right of way 2.05 metres wide parallel to and running along the entire length of the western boundary of the Remaining Extent of Portion 6 (a Portion of Portion 2) of Erf 13 Edenburg Township. as will more fully appear from said Deed.

AND SUBJECT FURTHER to such conditions as are mentioned or referred to in the aforesaid Deed/s.

And that by virtue of these presents the said

FELIX DE KLEIJN

Identity Number 750228 5117 08 9

Unmarried


His heirs, executors, administrators, or assigns,

Now is and henceforth shall be entitled thereto conformably to local custom, the State, however, reserving its rights.



In witness whereof I, the said Registrar, have subscribed to these presents, and have caused the seal of office to be affixed thereto.

Thus done and executed at the Office of the Registrar of Deeds at PRETORIA on this *29TH* day of *SEPTEMBER* in the year of Our Lord, Two Thousand and Twenty (2020).



REGISTRAR OF DEEDS or
RAND TOWNSHIPS REGISTRAR

27-3



OFFICIAL NOTICE 1 OF 2020**Lost or destroyed deed**

Notice is hereby given in terms of Section 38 of the Deeds Registries Act, 1937, of the intention to apply for the issue of a certified copy of Deed of Transfer Number T32980/2006 passed by Shane Baker, Identity number 720216 5066 080, Unmarried in favour of Felix De Kleijn, Unmarried Identity number 750228 5117 089 in respect of

**PORTION 34 (A PORTION OF PORTION 6) OF LOT 13 EDENBURG TOWNSHIP
REGISTRATION DIVISION I.R.
THE PROVINCE OF GAUTENG;**

IN EXTENT: 900 (NINE HUNDRED) SQUARE METRES;


which has been lost or destroyed.

All interested persons having objections to the issue of such copy are hereby required to lodge the same in writing with the Registrar of Deeds at Pretoria within six weeks from the date of the publication of this notice.

Dated at Johannesburg this 27 February 2020

Applicant: Care of Norton Rose Fulbright SA Inc
Address: 15 Alice Lane, Sandton 2196
Email address: bets.vanvuuren@nortonrosefulbright.com
Contact: 011 685 8628

Prepared by me


CONVEYANCER
MOHAMMAD JUNAID NABBIE
MARLENE SARRERI**CERTIFICATE OF REGISTERED TITLE IN LIEU OF A LOST DEED**

(Issued under the provisions of section 38 of the Deeds Registries Act, 1937 (No. 47 of 1937).)

Whereas

FELIX DE KLEIJN

Identity Number 750228 5117 08 9

Unmarried

Has applied for the issue to him of a Certificate of Registered Title in lieu of Deed of Transfer Number T32980/2006 dated 23rd March 2006 which has been lost or destroyed, and whereas it appears that he is the registered owner of the land, hereinafter described;

Now, therefore, in pursuance of the provisions of the said Act, I, the Registrar of Deeds at PRETORIA do hereby certify that the said

FELIX DE KLEIJN

Identity Number 750228 5117 08 9

Unmarried

His heirs, executors, administrators, or assigns, is the registered owner of

PORTION 34 (A PORTION OF PORTION 6) OF LOT 13 EDENBURG TOWNSHIP
REGISTRATION DIVISION I.R.,
THE PROVINCE OF GAUTENG;

IN EXTENT: 900 (NINE HUNDRED) SQUARE METRES;

FIRST TRANSFERRED BY DEED OF TRANSFER NUMBER T70927/2005 WITH
DIAGRAM S.G. NO. 4696/2004 ANNEXED THERETO AND HELD BY DEED OF
TRANSFER NUMBER T32980/2006

SUBJECT TO THE FOLLOWING CONDITIONS:

- 1 THAT this Lot together with the other Lots traversed by certain water furrow shown on the diagrams thereof and on the General Plan of the Township namely Lots Nos 13, 14, 17, 22, 27, 30, 91, 92, 93, 94 and 95 shall have the right to water from the said water furrow and the two dams situate in the river on the reserve portion as shown on the said General Plan, one day and one night in each eleven days on days to be agreed upon between the owners of the Lots, and the said eleven Lots shall likewise be
- 2 SUBJECT to the following further conditions imposed by the Local Authority in terms of the provisions of the Town-Planning and Townships Ordinance, 1986:-
 - (a) The erf is subject to a servitude, 2m wide, in favour of the local authority, for sewerage and other municipal purposes, along any two boundaries other than a street boundary and in the case of a panhandle erf, an additional servitude for municipal purposes 2m wide across the access portion of the erf, if an

when required by the local authority: Provided that the local authority may dispense with any such servitude.

- (b) No building or other structure shall be erected within the aforesaid servitude area and no large rooted trees shall be planted within the area of such servitude or within 2m thereof.
- (c) The local authority shall be entitled to deposit temporarily on the land adjoining the aforesaid servitude such material as may be excavated by it during the course of the construction, maintenance or removal of such sewerage mains and other works as it in its discretion may deem necessary and shall further be entitled to reasonable access to the said land for the aforesaid purpose subject to any damage done during the process of the construction, maintenance or removal of such sewerage mains and other works being made good by the Local Authority.

3 SUBJECT to the following further conditions:

By virtue of Notarial Deed of Servitude K3639/2005S dated 3 February 2005 the hereinmentioned property is subject to a servitude of right of way for road widening purposes as indicated by the figure D x y z C D on Diagram S.G. Number 4238/2009 in favour of the City of Johannesburg Metropolitan Municipality as will more fully appear from the said Deed.

4 SUBJECT to the following further conditions:

By virtue of Notarial Deed of Servitude K1878/2006S dated 23 March 2006 the hereinmentioned property is subject to a servitude of right of way 2.05 metres wide parallel to and running along the entire length of the western boundary of the Remaining Extent of Portion 6 (a Portion of Portion 2) of Erf 13 Edenburg Township, as will more fully appear from said Deed.

AND SUBJECT FURTHER to such conditions as are mentioned or referred to in the aforesaid Deed/s.

And that by virtue of these presents the said

FELIX DE KLEIJN

Identity Number 750228 5117 08 9

Unmarried


His heirs, executors, administrators, or assigns,

Now is and henceforth shall be entitled thereto conformably to local custom, the State, however, reserving its rights.



In witness whereof I, the said Registrar, have subscribed to these presents, and have caused the seal of office to be affixed thereto.

Thus done and executed at the Office of the Registrar of Deeds at PRETORIA on this *29TH* day of *MARCH* in the year of Our Lord, Two Thousand and Twenty (2020).



REGISTRAR OF DEEDS or
RAND TOWNSHIPS REGISTRAR



LOCAL AUTHORITY NOTICES • PLAASLIKE OWERHEIDS KENNISGEWINGS

LOCAL AUTHORITY NOTICE 642 OF 2020**CITY OF TSHWANE METROPOLITAN MUNICIPALITY
NOTICE OF A REZONING APPLICATION IN TERMS OF SECTION 16(1) OF
THE CITY OF TSHWANE LAND USE MANAGEMENT BY-LAW, 2016
AND****NOTICE OF AN APPLICATION FOR THE REMOVAL / AMENDMENT / SUSPENSION OF A
RESTRICTIVE CONDITIONS IN THE TITLE DEED IN TERMS OF SECTION 16(2) OF THE CITY OF
TSHWANE LAND USE MANAGEMENT BY-LAW, 2016**

We, Elize Castelyn Town Planners, being the applicant for property Erf 212, Clubview, situated at 56 Lyttelton Road, Clubview, hereby give notice in terms of section 16(1)(f) of the City of Tshwane Land Use Management By-law, 2016, that we have applied to the City of Tshwane Metropolitan Municipality for the amendment of the Tshwane Town-planning Scheme, 2008 (Revised 2014), by the rezoning in terms of section 16(1) of the City of Tshwane Land Use Management By-law, 2016 of the property as described above.

We, Elize Castelyn Town Planners, being the applicant of property Erf 212, Clubview, situated at 56 Lyttelton Road, Clubview, hereby give notice in terms of section 16(1)(f) of the City of Tshwane Land Use Management By-law, 2016 that we have applied to the City of Tshwane Metropolitan Municipality for the removal of certain conditions contained in the Title Deed in terms of section 16(2) of the City of Tshwane Land Use Management By-law, 2016 of the above-mentioned property.

The rezoning is from "Residential 1" with second dwelling consent to "Business 4", excluding Medial Consulting Rooms and Veterinary Clinic.

The application is for the removal of Conditions 2(c), 2(g), 2(i), 2(k)(i-iii), 2(l) in Title Deed T 14696/1962.

The intension is to use the existing house for offices and to remove the restrictive conditions affecting the proposed land use.

Any objection(s) and/or comment(s), including the grounds for such objection(s) and/or comment(s) with full contact details, without which the Municipality cannot correspond with the person or body submitting the objection(s) and/or comment(s), shall be lodged with, or made in writing to: the Strategic Executive Director: City Planning and Development, PO Box 3242, Pretoria, 0001 or to CityP_Registration@tshwane.gov.za from 27 May 2020, until 24 June 2020.

Full particulars and plans (if any) may be inspected during normal office hours at the Municipal offices as set out below, for a period of 28 days from the date of first publication of the notice in the Provincial Gazette.

Address of Municipal Offices: City Planning and Development, City Planning Registration, Centurion Office, Room E10, corner of Basden and Rabie Streets, Centurion

Address of applicant: 98 Tenth Street, Menlo Park, Pretoria / P O Box 36262 Menlo Park, 0102
Tel. No: 012 346 8772 / 083 305 5487

Closing date for any objections and/or comments: 24 June 2020

Dates on which notice will be published: 27 May 2020 and 3 June 2020

Reference: Rezoning: CPD/9/2/4/2-5606T Item No: 31756 Removal CPD/0109/00212 Item No 31757

PLAASLIKE OWERHEID KENNISGEWING 642 VAN 2020**STAD OF TSHWANE METROPOLITAANSE MUNISIPALITEIT
KENNISGEWING VAN HERSONERING AANSOEK IN TERME VAN AFDELING 16(1) VAN DIE
DIE STAD VAN TSHWANE GRONDGEBRUIK BESTUUR BYWET, 2016****EN****KENNISGEWING VAN AANSOEK OM DIE OPHEFFING / WYSIGING / OPSKORTING VAN
BEPERKENDE VOORWAARDES IN DIE AKTE VAN TRANSPORT IN TERME VAN AFDELING 16(2)
VAN DIE STAD VAN TSHWANE GRONDGEBRUIK BESTUUR BYWET, 2016**

Ons, Elize Castelyn Stadsbeplanners, synde die aansoeker vir die eiendom, Erf 212, Clubview, geleë te Lytteltonweg 56, Clubview, gee hiermee kennis in terme van afdeling 16(1)(f) van die Stad van Tshwane Grondgebruik Bestuur Bywet, 2016, dat ons aansoek gedoen het by die Stad van Tshwane Metropolitaanse Munisipaliteit vir die wysiging van die Tshwane Dorpsbeplanningskema, 2008 (Hersien 2014), deur die heronering van die eiendom soos hierbo beskryf, in terme van afdeling 16(1) van die Stad van Tshwane Grondgebruik Bestuur Bywet, 2016.

Ons, Elize Castelyn Stadsbeplanners, synde die aansoeker vir die eiendom, Erf 212, Clubview, geleë te Lytteltonweg 56, Clubview, gee hiermee kennis in terme van afdeling 16(1)(f) van die Stad van Tshwane Grondgebruik Bestuur Bywet, 2016, dat ons aansoek gedoen het by die Stad van Tshwane Metropolitaanse Munisipaliteit vir die opheffing van sekere voorwaardes in ondergenoemde Akte van Transport, in terme van afdeling 16(2) van die Stad van Tshwane Grondgebruik Bestuur Bywet, 2016.

Die heronering is van "Residensieel 1" met bykomende wooneenheid regte na "Besigheid 4" uitgesluit Mediese Spreekkamers en Dierekliniek.

Die aansoek is vir die opheffing Voorwaardes 2(c), 2(g), 2(i), 2(k)(i-iii), 2(l) in Akte van Transport T14696/1962 om uitvoering aan bo-genoemde voorstelle te gee.

Die bedoeling is om die bestaande huis te gebruik vir kantore en die opheffing van beperkende voorwaardes wat die voorgestelde grondgebruik raak.

Besware teen of vertoë ten opsigte van die aansoek en die gronde vir die beswaar(e) / of vertoë(e) met volle kontak besonderhede, waarsonder die Munisipaliteit nie kan korrespondeer met die persoon of instansie wat die beswaar / vertoë ingedien het, moet ingedien word of skriftelik gedoen word by die Strategiese Uitvoerende Direkteur: Stadsbeplanning en Ontwikkeling, Posbus 3242, Pretoria, 0001 of gerig word tot CityP_Registration@tshwane.gov.za vanaf 27 Mei 2020 tot 24 Junie 2020

Besonderhede van die aansoek en planne (indien enige) lê ter insae gedurende gewone kantoorure by die Munisipale Kantore soos hieronder uiteengesit vir 'n tydperk van 28 dae vanaf die datum van die eerste publikasie in die Provinsiale Koerant.

Adres van Munisipale Kantore: Stadsbeplanning en Ontwikkeling, Stadsbeplanning Registrasie, Centurion Kantoor, Kamer E10, hoek van Basden en Rabie Strate, Centurion.

Adres of aansoeker:

Tiende Straat 98, Menlo Park, Pretoria / Posbus 36262 Menlo Park, 0102

Telefoon No: 012 3468772 / 083 3055487

Sluitingsdatum vir besware en / of vertoë: 24 Junie 2020

Datums waarop kennisgewings gepubliseer word: 27 Mei 2020 en 3 Junie 2020

Verwysing: Hersonering CPD/9/2/4/2-5606T Item No: 31756 Opheffing CPD/0109/00212 Item No: 31757

LOCAL AUTHORITY NOTICE 645 OF 2020**CITY OF EKURHULENI METROPOLITAN MUNICIPALITY
GAUTENG REMOVAL OF RESTRICTIONS ACT OF 1996 – ERF 122 FARRAR PARK TOWNSHIP**

It is hereby notified in terms of Section 6 (8) of the Gauteng Removal of Restrictions Act, 1996 (Act 3 of 1996), that the City of Ekurhuleni Metropolitan Municipality has approved the Removal of Restrictive Title Conditions (h), (j), (l) and (m) in Deed Transfer T.54875/1997.

The abovementioned approval shall come into operation on the date of publication of this notice.

Imogen Mashazi, City Manager - 2nd Floor, Head Office Building - Cnr Cross & Roses Streets - Germiston