



LIMPOPO PROVINCE
 LIMPOPO PROVINSIE
 XIFUNDZANKULU XA LIMPOPO
 PROFENSE YA LIMPOPO
 VUNDU LA LIMPOPO
 IPHROVINSI YELIMPOPO

**Provincial Gazette • Provinsiale Koerant • Gazete ya Xifundzankulu
 Kuranta ya Profense • Gazethe ya Vundu**

(Registered as a newspaper) • (As 'n nuusblad geregistreer)
(Yi rhijistariwile tanihi Nyuziphepha)
(E ngwadisitšwe bjalo ka Kuranta)
(Yo redzhistariwa sa Nyusiphepha)

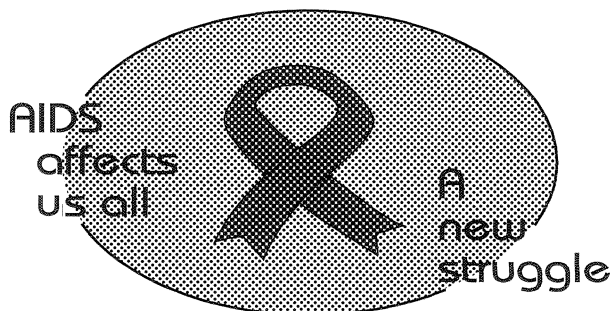
POLOKWANE,

Vol. 19
Extraordinary
Ku katsa na Tigazete to
Hlawuleka hinkwato

2 NOVEMBER 2012
 2 NOVEMBER 2012
 2 HUKURI 2012
 2 NOFEMERE 2012
 2 LARA 2012

No. 2138
Buitengewoon
Hu tshi katelwa na
Gazethe dza Nyingo

We all have the power to prevent AIDS



Prevention is the cure

**AIDS
 HELPLINE**

0800 012 322

DEPARTMENT OF HEALTH

N.B. The Government Printing Works will not be held responsible for the quality of "Hard Copies" or "Electronic Files" submitted for publication purposes



9771682456003

02138



IMPORTANT NOTICE

The Government Printing Works will not be held responsible for faxed documents not received due to errors on the fax machine or faxes received which are unclear or incomplete. Please be advised that an "OK" slip, received from a fax machine, will not be accepted as proof that documents were received by the GPW for printing. If documents are faxed to the GPW it will be the sender's responsibility to phone and confirm that the documents were received in good order.

Furthermore the Government Printing Works will also not be held responsible for cancellations and amendments which have not been done on original documents received from clients.

CONTENTS • INHOUD

<i>No.</i>		<i>Page No.</i>	<i>Gazette No.</i>
	GENERAL NOTICE		
397	Local Government: Municipal Systems Act (32/2000): Notice in terms of section 47(2)(c) of the Act.....	3	2138

GENERAL NOTICE

NOTICE 397 OF 2012



LIMPOPO
PROVINCIAL GOVERNMENT
REPUBLIC OF SOUTH AFRICA

DEPARTMENT OF
**CO-OPERATIVE GOVERNANCE,
HUMAN SETTLEMENTS & TRADITIONAL AFFAIRS**

GENERAL NOTICE


LIMPOPO PROVINCIAL GOVERNMENT

NOTICE IN TERMS OF SECTION 47(2) (c) OF THE LOCAL GOVERNMENT: MUNICIPAL SYSTEMS ACT, 2000 (ACT NO 32 OF 2000)

I, Nkomotane Clifford Motsepe, Member of Executive Council responsible for Co-Operative Governance, Human Settlements and Traditional Affairs in Limpopo Province, by the powers vested in me in terms section 47 (2) (c) Local Government: Municipal Systems Act, 2000 (Act 32 of 2000), hereby publish a consolidated report on the performance of municipalities in the Province.

A handwritten signature in black ink, appearing to be 'Nkomotane Clifford Motsepe'.

NKOMOTANE CLIFFORD MOTSEPE:
**MEC FOR CO –OPERATIVE GOVERNANCE, HUMAN SETTLEMENTS
AND TRADITIONAL AFFAIRS**



LIMPOPO

PROVINCIAL GOVERNMENT

REPUBLIC OF SOUTH AFRICA

DEPARTMENT OF

**CO-OPERATIVE GOVERNANCE,
HUMAN SETTLEMENTS & TRADITIONAL AFFAIRS**

1

**2010/11
LIMPOPO
ANNUAL STATE OF MUNICIPALITIES
MEC SECTION 47 REPORT**

2 | LIMPOPO SECTION 47 REPORT 10/11FY

Table of Contents

01	Background and Overview	4-5
02	Methodology	6
03	Reporting Scope	7-8
3.1	Key Performance Area 1: Municipal Transformation and Institutional Development	9-43
3.2	Key Performance Area 2: Services Delivery and Infrastructure Development	44-61
3.3	Key Performance Area 3: Local Economic Development	62-69
3.4	Key Performance Area 4: Financial Viability and Management	70-81
3.5	Key Performance Area 5: Good Governance and Public Participation	82-84
3.6	Cross Cutting Issues	85-87
4	RECOMMENDATIONS	88
5	CONCLUSION	89

1. BACKGROUND AND OVERVIEW

PURPOSE

This report presents a consolidated account of the state of municipal service delivery in Limpopo for the 2010/11 financial year.

LEGISLATIVE MANDATE AND OBLIGATIONS

This report is compiled in compliance with Section 47 of Chapter 6 of the Municipal Systems Act (2000) that obliges municipalities to monitor its performance in order to measure, review, evaluate and to improve its performance at organizational as well as at individual level. The MEC for local government has the mandate to monitor the overall performance of the municipalities in order to identify areas to strengthen the capacity of municipalities.

The Municipal Systems Act Subsection 46(1), obliges a municipality to prepare for each financial year a performance report reflecting the following:

- The performance of the municipality and of each external stakeholder during that financial year.
- A comparison of the performances referred to in (a) with targets set for and performances of the previous financial year.
- Measures taken to improve performance.

Section 47 stipulates that the MEC for Local Government must annually compile and submit to the provincial legislature and the Minister a consolidated report on the performance of municipalities in the province.

The MEC for Local Government must submit a copy of the report to the National Council of Provinces. The report must:

- Identify municipalities that underperformed during the year,
- Propose remedial action to be taken,
- Be published in the provincial gazette.

Furthermore, in order to consolidate the report at national level the Municipal Systems Act (2000) Section 48 (1) requires that the Minister for Local Government must annually compile and submit to Parliament and the MECs for Local Government a consolidated

report of Local Government performance in terms of general key performance indicators. Subsection (2) requires the report to be published in the gazette.

The report is a consolidation of section 46 reports submitted by the following municipalities including oversight reports as articulated in the MFMA no. 56 of 2003 section 129(1), Capricorn, Polokwane, Lepelle-Nkumpi, Aganang, Blouberg, Molemole, Waterberg, Modimolle, Bela-Bela, Thabazimbi, Lephale, Mogalakwena, Mookgopong, Sekhukhune, Fetakgomo, Ephraim Mogale, Tubatse, Makhuduthamaga, Elias Motsoaledi, Mopani, Tzaneen, Letaba, Ba-Phalaborwa, Giyani, Maruleng, Vhembe, Mutale, Thulamela & Makhado.

It is evident that non-submission or tabling of annual reports by Musina municipality constitutes non-performance.

2. METHODOLOGY FOLLOWED IN COMPILING THE REPORT

Sources of data

The primary source of data utilized in this report is the municipal annual performance report compiled in compliance with section 46 of the Municipal Systems Act no. 32 of 2000 and Municipal Finance Management Act no. 56 of 2003 Sec 129 (1) (2) (a) (b)

In addition to the municipal annual report, the department utilized secondary data to complement the municipal performance report, namely

- Municipal quarterly and mid-year performance reports submitted to the department;
- LGTAS reports as they have been subjected to various IGR clusters, including PIGF and Executive Council;
- Municipal Infrastructure Grant reports,
- Department of Water Affairs reports on Basic Services.

Comparative analysis

- The report has been compiled based on a comparative overview of progress made in the previous three years, since 2008/09, 2009/10 and 2010/11 financial years. This has helped to demonstrate the performance trends across all the five key performance areas.
- A three year Comparative Assessment provides trends that can give guide Capacity Development flaws and interventions.
- This report identifies municipalities that have under-performed in certain key performance areas and it further provides a detailed overview on areas that need further interventions in improving the overall performance of the Municipal Sector in Limpopo.

3. REPORTING SCOPE

The Five Key Performance Areas:

- I. **Key Performance Area 1: Municipal Transformation and Institutional Development:** This focus area measures the extent at which the administrative and overall management capacity is developed, with special emphasis on organizational design and human resources capacity, employment equity, capacity for strategic planning in the form of the IDP and performance management within the municipality;
- II. **Key Performance Area 2: Basic Service Delivery and Infrastructure Development:** the focus is on accelerating basic service delivery in order to reduce municipal service delivery backlog and as well as on the ability of the local government to develop infrastructure that will sustain the provision of the municipal services. It is measuring whether there is progress towards provision of water and sanitation services, electricity, waste removal, roads and storm water maintenance, as well as the municipalities' state of readiness to deliver housing in partnership with the provincial government. It also focuses on the national targets set in line with the Millennium Development Goal.
- III. **Key Performance Area 3: Local Economic Development:** This focuses on the strategic intent, and as well as the ability to implement local economic development through an integrating local development opportunities with national and provincial growth and development strategies. The key aspects of the assessment is on measuring whether the municipalities has an approved strategy for the implementation of LED projects, is the sufficient capacity within the municipality to implement LED functions, assessment of poverty alleviation programme and as well as the creation of job through LED initiatives.
- IV. **Key Performance Area 4: Financial Viability and Financial Management:** the critical elements of this focus area provides an assessment of the extent at which the municipalities develops the capacity to implement the MFMA requirements, the capacity to raise revenue through municipal trading services as well as the capacity for overall budget and expenditure management. Linked to this is the status of the Auditor General Reports on the municipality's financial statements.

V. **Key Performance Area 5: Good Governance, Public Participation, and Ward Committee:** the focus of this area is to assess the running of council, establishment and functionality of the ward committees, assess the extent at which public participation is encouraged, and the level of corporate governance in the municipality.

VI. **Cross Cutting Issues:** the report will provide brief overview of the following which cross cutting issues:

- i. **Presidential / Provincial/ Local Imbizos:** the report provides a review of the progress made with regard to the implementation of the resolutions of the issues raised during either the Presidential/ Provincial or Local Imbizos;
- ii. **Disaster Management:** the report provides a state of institutional readiness in terms of handling disaster incidents in the province;

3.1. KPA 1: MUNICIPAL TRANSFORMATION AND ORGANISATIONAL DEVELOPMENT

Introduction

This focus area measures the extent at which the administrative and overall institutional management capacity develops in the municipality, with a special emphasis on

- Filling of top management posts
- employment equity,
- capacity for strategic planning in the form of the IDP and Budgeting
- performance management within the municipality;

FILLING OF TOP MANAGEMENT POSTS

Three Year Comparative overview of the filling of top management in Capricorn District

F= Filled V= Vacant MM CFO TM	Capricorn			Polokwane			Lepelle-Nkumpi			Aganang			Blouberg			Molemole		
	08/0	09/1	10/1	08/0	09/1	10/1	08/0	09/1	10/1	08/0	09/1	10/1	08/0	09/10	10/1	08/09	09/1	10/1
	9	0	1	9	0	1	9	0	1	9	0	1	9		1		0	1
	F	F	V	F	V	F	F	F	F	F	F	F	F	F	V	F	V	F
	F	F	F	F	F	F	F	F	F	F	F	F	F	F	V	F	F	V
	F	F	F	F	V	F	F	V	F	F	F	F	F	F	F	V	V	F

- **Municipal Managers:** Only 50% were filled in 09/10 financial year compared to 100% in 08/09 financial year. It improved to 67% (4/6) in 10/11 financial year.
- **Chief Financial Officers:** The filling of Chief financial officer's posts remained stable at 100% and declined to 83% in 10/11 with a vacancy at Blouberg
- **Technical Managers:** 55% in 08/09fy and 09/10fy respectively and improved to 100% in 10/11.

Three Year Comparative overview of the filling of top management in Waterberg District

F=Filled V=Vacant	Waterberg		Modimolle		Belabela		Thabazimbi		Lephalale		Mogalakwena		Mookgopong	
	08/09	09/10	08/09	09/10	08/09	09/10	08/09	09/10	08/09	09/10	08/09	09/10	08/09	09/10
	0	11	9	10	9	10	9	10	9	10	9	10	9	10
MM	F	F	V	V	F	F	F	F	F	V	F	F	F	V
CFO	F	F	V	V	F	F	F	F	F	F	V	F	F	V
Technical	F	F	F	F	F	F	F	F	F	F	F	F	F	F

- **Municipal Managers:** The filling of MM Posts was at 85% (6/7) for 08/09, declined to 71% (5/7) for 09/10 and remained at 71% (5/7) for the 10/11 financial year.
- **Chief Financial Officers:** Filling of CFO posts was at 71%(5/7) 08/09,improved to 85% (6/7) in 09/10 and declined to 57% (4/7) in the financial year 10/11.
- **Technical Managers:** Filling of Technical Managers' posts was at 100%(7/7) 08/09,remained stable at 100% for 09/10(7/7) and declined to 71%(5/7) for the 10/11 financial year

➤ Modimolle displayed a great deal of management instability as council struggled to fill the posts of CFO, Municipal Manager and Technical Manager.

Three Year Comparative overview of the filling of top management in Vhembe District

F=Filled V= Vacant	Vhembe			Musina		Mutale			Thulamela			Makhado		
	08/09	09/10	10/11	08/09	09/10	08/09	09/10	10/11	08/09	09/10	10/11	08/09	09/10	10/11
Municipal Manager	F	F	F	F	F		F	F	F	F	F	V	F	F
CFO	F	F	F	F	F		F	F	F	F	F	F	F	F
Technical	F	F	F	F	F		F	F	F	F	F	F	F	F

- **Municipal Managers:** The filling of MM's posts has been stable at 100% (5/5) 08/09 and 100% (5/5) in 09/10 and 100% (5/5) in 10/11 financial year.
- **Chief Financial Officers:** The filling of MM's posts has been stable at 100% (5/5) 08/09 and 100% (5/5) in 09/10 and 100% (5/5) in 10/11 financial year.
- **Technical Manager:** The filling of MM's posts has been stable at 100% (5/5) 08/09 and 100% (5/5) in 09/10 and 100% (5/5) in 10/11 financial year.

Three Year Comparative overview of the filling of top management in Sekhukhune District

F=Filled V=	Sekhukhune			Fetakgomo			Ephraim Mogale			Tubatse			Makhuduthamag			Elias Motsoaledi		
	08/0	09/1	10/11	08/0	09/1	10/1	08/0	09/1	10/11	08/0	09/1	10/1F	08/0	09/1	10/1	08/0	09/10	10/11
Vacant	9	0		9	0	1	9	0		9	0	1	9	0	1	9		
Municipal Manager	F	F	V	F	F	F	F	F	F	F	F	F	V	F	V	F	F	V
CFO	F	F	V	V	F	F	F	F	F	F	F	V	V	F	F	V	F	V
Technical	F	V	V	V	F	V	V	F	F	F	F	V	V	F	V	F	F	F

- **Municipal Managers:** The filling of MM's posts has been stable at 100% (6/6) 08/09 and 100% (6/6) in 09/10 and declined to 50% (3/6) in 10/11 financial year.
- **Chief Financial Officers:** The filling of CFO's posts has improved from 50% (3/6) in 08/09 to 100% (6/6) in 09/10 and declined to 67% (4/6) in 10/11
- **Technical Manager:** The filling of Technical Managers posts has been stable at 83% (5/6) in 08/09 and 83% (5/6) in 09/10 and declined to 50% (3/6) in 10/11.
 - There has been instability at management level in Sekhukhune District with the CFO, MM and Technical Managers posts vacant in 2010/11 financial year, whereas Makhuduthamaga Local Municipality could not fill MM and Technical Manager posts. Similarly, Elias Motsoaledi Local Municipality failed to fill MM and CFO posts.

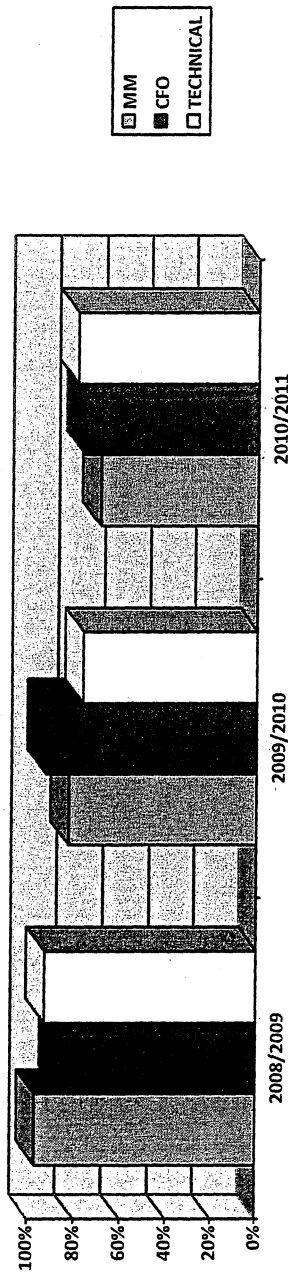
Three Year Comparative overview of the filling of top management in Mopani District

F=Filled V= Vacant	Mopani			Tzaneen			Letaba			BaPhalaborwa			Giyani			Maruleng		
	08/0	09/1	10/1	08/0	09/1	10/1	08/0	09/1	10/1	08/0	09/1	10/1	08/0	09/1	10/1	08/0	09/1	10/1
	9	0	1	9	0	1	9	0	1	9	0	1	9	0	1	9	9	1
Municipal Manager	F	F	F	F	F	F	V	F	F	V	F	V	F	F	F	F	F	F
CFO	F	F	F	F	F	F	F	F	F	F	F	F	F	F	F	F	F	F
Technical	F	F	F	F	F	F	F	F	V	F	F	F	F	F	F	F	F	F

- **Municipal Managers:** The filling of Municipal Managers posts has been stable throughout the three years at 100% (6/6), and 83% (5/6) in 10/11 fy
- **Chief Financial Officer:** The CFO's post has been 100% stable/filled throughout the three years.
- **Technical Managers:** The filling of the positions has been stable at 100% for 08/09 and 09/10 and declined to 83% (5/6) in 10/11 financial year.

Provincial Overview of the filling of top management posts by districts

	Mopani			Sekhukhune			Vhembe			Capricorn			Waterberg		
	08/09	09/10	10/11	08/09	09/10	10/11	08/09	09/10	10/11	08/09	09/10	10/11	08/09	09/10	10/11
Municipal Manager	6/6 (100%)	6/6 100%	5/6 (83%)	6/6 (100%)	6/6 100%	3/6 (50%)	4/5 100%	4/5 100%	5/5 (100%)	6/6 100%	6/6 100%	4/6 67%	6/7 86%	5/7 71%	4/7 57%
CFO	6/6 (100%)	6/6 100%	6/6 (100%)	3/6 50%	6/6 100%	4/6 (67%)	5/5 100%	5/5 100%	5/5 (100%)	6/6 100%	6/6 100%	4/6 67%	6/7 86%	6/7 86%	4/7 57%
Technical	6/6 (100%)	6/6 100%	5/5 (83%)	5/6 83%	5/6 83%	3/6 (50%)	5/5 100%	5/5 100%	5/5 (100%)	5/6 83%	5/6 83%	6/6 100%	7/7 100%	7/7 100%	5/7 71.4%



PROVINCIAL COMPARATIVE OVERVIEW OF THE FILLING OF SECTION 57 POSTS OVER THE PAST THREE YEARS

	08/09	09/10	10/11
Municipal Manager	97% (29/30)	25/30 (83%)	21/30 (70%)
CFO	87%(26/30)	28/30 (93%)	23/30 (77%)
Technical	93%(28/30)	23/30 (77%)	24/30 (80%)

PROVINCIAL OVERVIEW

Municipal Managers: Vhembe District is the only one which sustained 100% filling of MM posts across all municipalities, while other districts declined. Sekhukhune declined from 100% in 09/10 to 50% in 10/11. Mopani declined from 100% in 09/10 to 83% in 10/11, Capricorn declined from 100% in 09/10 to 67% in 10/11 and Waterberg declined from 71% in 09/10 to 57% in 10/11. Overall, there is decline from 83% in 2009/10 to 70% in 10/11. Sekhukhune district Makhuduthamaga and Elias Motsoaledi contributed largely to the decline.

Chief Financial Officer: Vhembe and Mopani sustained 100% status in filling CFO posts. Sekhukhune and Capricorn declined from 100% in 09/10 to 67% in 10/11. Waterberg declined from 86% in 09/10 to 57% in 10/11. Overall decline is from 93% to 77% in 10/11. Sekhukhune district CFO'S post has not been filled for the past three financial years in succession.

Technical Managers: Vhembe managed to sustain the 100% status in filling of technical manager's posts. Only Capricorn improved from 83% in 2009/10 to 100% in 2010/11, whereas other districts declined from their status, Sekhukhune declined from 83% in 09/10 to 50% in 10/11, Mopani declined from 100% in 09/10 to 83% in 10/11 and Waterberg declined from 100% in 09/10 to 71% in 10/11. There is improvement from 77% in 2009/10 to 80% in 2010/11

UNDERPERFORMING MUNICIPALITIES IN TERMS OF FILLING POSTS

MM: Blouberg, Capricorn, Modimolle, Lephalele, Mookgopong, Sekhukhune, Makhuduthamaga, Elias Motsoaledi, Ba-Phalaborwa (9)

CFO: Molemole, Blouberg, Modimolle, Mookgopong, Bela-Bela, Sekhukhune & Elias Motsoaledi (7)

TECHNICAL: Modimolle, Lephalele, Sekhukhune, Fetakgomo, Makhuduthamaga & Letaba (6)

Employment Equity

	% of female appointment in section 57 managers				% of total female staff appointed				
	2008/9	2009/10	10/11	2008/09	2009/10	10/11	2008/09	2009/10	10/11
Mopani	31%	26%(9/35)	8/36 (22%)	46%	45%(962/2120)	32% (672/2048)			
Waterberg	31%	32%(11/34)	11/42 (26%)	26%(500/1899)	31%(522/1686)	37% (2201/810)			
Sekhukhune	23% (11/48)	36.3% (12/33)	8/26 (31%)	20% (310/1570)	20% (395/19610)	42% (642/1540)			
Vhembe	22%(6/27)	26%(7/27)	(22. 4%)	43%(1020/2348)	44%(1123/2553)	(32%)			
Capricorn	26% (9/35)	28% (2/6)	10/37 (27%)	45%	34% (182/534)	38%			
Provincial aggregate	32%	29% (50/191)	26%	43%	37%(3684/9889)	36.2%			

ANALYSIS OF PROVINCIAL STATUS OF WOMEN APPOINTMENTS

- The appointment of women in section 57 posts has declined from 28.4% in 09/10fy to 25.6% in 10/11fy. Mopani declined from 26% to 22%, Waterberg from 32% to 26%, Sekhukhune from 36% to 31%, Vhembe from 26% to 22% and Capricorn from 28% to 27%.
- The appointment of women against total staff has declined from 37% in 09/10 to 36% in 10/11, with Mopani being the major contributor to the decline. Mopani has declined from 45% in 09/10 to 32% in 10/11. All other districts have shown improvement in appointing women. Sekhukhune from 20% in 09/10 to 43% in 10/11, Vhembe from 20% in 09/10 to 34% in 10/11, Waterberg from 31% in 09/10 to 37% in 10/11 and Capricorn from 34% in 09/10 to 38% in 10/11.

PMS legislative compliance (Municipal Systems Act Chapter 6& Municipal Performance Regulations & MFMA)

Mopani District

Y= done N= not done	Performance Agreement				Individual Performance Reviews (MSA Section 57)			
	2008/09	2009/10	10/11		2008/09	2009/10	10/11	
Mopani District	Yes	Yes	Yes		Yes	Yes	Yes	
Letaba	Yes	Yes	Yes		Yes	Yes	Yes	
Tzaneen	Yes	Yes	Yes		Yes	Yes	Yes	
Giyani	Yes	Yes	Yes		Yes	Yes	Yes	
Ba Phalaborwa	Yes	Yes	Yes		Yes	Yes	Yes	
Maruleng	Yes	Yes	Yes		Yes	Yes	Yes	
TOTAL	6	6	6	6	6	6	6	6

- There has been 100% compliance in terms of submission of Performance Agreements for the past three financial years. Individual assessments in all municipalities in Mopani have been conducted but reports have not been submitted to the MEC for Local Government as per legislative requirements even though the department was part of the assessment process.

Waterberg District

	Performance Agreement			Individual Performance Reviews (MSA Section 57)		
	2008/09	2009/10	10/11	2008/09	2009/10	10/11
Waterberg District	Yes	Yes	Yes	Yes	Yes	No
Modimolle	No	Yes	Yes	No	No	No
Belabela	Yes	Yes	Yes	No	No	No
Mogalakwena	Yes	Yes	Yes	No	No	No
Lephalale	No	Yes	Yes	No	No	Yes
Thabazimbi	Yes	Yes	Yes	No	No	No
Mookgopong	No	Yes	Yes	No	No	Yes
TOTAL	3	7	7	1	1	2

- There has been 100% compliance in terms of submission of Performance Agreements for 09/10 and 10/11fy.
- 2 municipalities (Lephalale and Mookgopong) conducted reviews in 10/11 which is an improvement from 1 municipality in 09/10fy. But no reports for reviews have been submitted as per legislative requirements.

Vhembe District

	Performance Agreement signed and submitted			Individual Performance Reviews conducted (MSA Section 57)		
	2008/09	2009/10	10/11	2008/09	2009/10	10/11
Makhado	No	No	Yes	No	No	No
Mutale	Yes	No	Yes	No	No	No
Musina	Yes	Yes	Yes	No	No	No
Thulamela	Yes	Yes	Yes	No	No	Yes
Vhembe	Yes	Yes	Yes	No	No	Yes
TOTAL	4	3	5	0	0	2

- The district submission and signing of performance agreements for 08/09 was 80% and for 09/10 and 10/11fy was at 100%.
- The performance assessment shows improvement from 08/09 (0%), 09/10 (0%) and 10/11(40%). Two municipalities conducted reviews which are Thulamela and Vhembe in 10/11fy. The municipalities that conducted reviews did not submit reports as per legislative requirements and the department was not involved in the assessment process.

Capricorn District

	Performance Agreement				Individual Performance Reviews (MSA Section 57)			
	2008/09	2009/10	10/11		2008/09	2009/10	10/11	
Capricorn District	Yes	Yes	Yes		No	No	Yes	
Polokwane	Yes	Yes	Yes		No	No	No	
Molemole	Yes	Yes	Yes		No	No	No	
Aganang	Yes	Yes	Yes		No	Yes	No	
Lepelle- Nkumpi	Yes	Yes	Yes		No	No	No	
Blouberg	Yes	Yes	Yes		Yes	No	No	
TOTAL	6	6	6		1	1	1	

- There has been steady improvement in the signing of performance agreements. All municipalities have signed and submitted their performance agreements from 2008/9 to 2010/11 financial years at 100%.
- There is no progress regarding performance reviews, only 1 municipality conducted reviews (Capricorn) in 10/11 which is a similar situation with the previous financial year (09/10). No report was submitted for reviews.

Sekhukhune District

	Performance Agreement signed and submitted			Individual Performance Reviews (MSA Section 57)		
	2008/09	2009/10	10/11	2008/09	2009/10	10/11
Sekhukhune	Yes	Yes	Yes	Yes	No	Yes
Fetakgomo	Yes	Yes	Yes	Yes	Yes	Yes
Makhuduthamaga	Yes	Yes	Yes	No	No	No
Elias Motsoaledi	Yes	Yes	Yes	No	Yes	Yes
Marble Hall	Yes	Yes	Yes	No	Yes	No
Tubatse	Yes	Yes	Yes	No	Yes	Yes
TOTAL	6	6	6	2	2	4

- The district has maintained 100% submission and signing of performance agreements for 08/09 and 09/10 and 10/11 financial years.
- The performance assessment improved from 2 municipalities in 08/09 and 09/10 to 4 municipalities in 10/11. Ephraim Mogale and Makhuduthamaga are the only municipalities which did not conduct individual reviews. Reports have been submitted for the reviews conducted

Provincial Summary

District	No. of PA submission in 08/09	No. of PA submission in 09/10	No. of PA submission in 10/11	No. of municipalities which conducted individual performance reviews(08/09)	No. of municipalities which conducted individual performance reviews(09/10)	No. of municipalities which conducted individual performance reviews(10/11)
Mopani	6/6 (100%)	6/6(100%)	6/6 (100%)	6/6 (100%)	6/6 (100%)	6/6 (100%)
Waterberg	5/7 (71%)	7/7 (83%)	7/7 (100%)	1/7 (14%)	1/7 (14%)	2/7 (29%)
Vhembe	4/5 (80%)	3/5 (60%)	5/5 (100%)	2/5 (40%)	2/5 (40%)	2/5 (40%)
Capricorn	6/6 (100%)	6/6(100%)	6/6 (100%)	3/6 (50%)	0/6 (0%)	1/6 (17%)
Sekhukhune	6/6 (100%)	6/6 (100%)	6/6 (100%)	2/6 (33%)	2/6 (67%)	4/6 (67%)
Provincial Total	27/30(90%)	28/30(93%)	30/30(100%)	14/30(47%)	11/30(30%)	15/30(50%)

- Submission of performance agreements has improved from 93% (28/30) in 09/10 to 100% (30/30) in 10/11fy.
- Conduction of reviews has improved from 30% (11/30) in 09/10 to 50% (15/30) in 10/11fy.
- It should also be noted that municipalities which conducted their section 57 performance assessment did not submit minutes or assessment reports to the MEC, as enshrined in the Regulations 2006, only Tubatse, Sekhukhune, Fetakgomo and Elias Motsoaledi have submitted reports for the reviews they conducted.

Reporting Compliance in Mopani (Annual, Mid-year report and Oversight)

	Mid Year Report (MFMA Section 72)		Annual report (MSA Section 46)			Oversight committee reports			
	2008/09	2009/10	10/11	2008/09	2009/10	10/11	2008/09	2009/10	10/11
Mopani District	Yes	Yes	Yes	Yes	Yes	Yes	Yes	Yes	Yes
Letaba	No	Yes	Yes	Yes	Yes	Yes	Yes	Yes	Yes
Tzaneen	Yes	Yes	Yes	Yes	Yes	Yes	Yes	Yes	Yes
Giyani	Yes	Yes	Yes	Yes	Yes	Yes	Yes	Yes	Yes
BaPhalaborwa	Yes	Yes	Yes	Yes	Yes	Yes	Yes	Yes	Yes
Maruleng	Yes	Yes	Yes	Yes	Yes	Yes	Yes	Yes	Yes
%	5	6	6	6	6	6	6	6	6
TOTAL	83%	100%	100%	100%	100%	100%	100%	100%	100%

- There has been 100% compliance in the submission of midyear, Annual and oversight report throughout the three years.

Reporting Compliance in Waterberg District

	Mid Year Report (MFMA Section 72)			Annual Report (MSA Section 46)			Oversight Committee Reports (MFMA)			
	2008/09	2009/10	10/11	2008/09	2009/10	10/11	2008/09	2009/10	10/11	
Waterberg	Yes	Yes	Yes	Yes	Yes	Yes	Yes	Yes	Yes	
Thabazimbi	Yes	Yes	Yes	Yes	Yes	Yes	Yes	Yes	Yes	
Lephalale	No	Yes	Yes	Yes	Yes	Yes	No	Yes	Yes	
Belabela	Yes	Yes	Yes	Yes	Yes	Yes	Yes	Yes	No	
Mogalakwena	Yes	Yes	Yes	Yes	Yes	Yes	Yes	Yes	No	
Mookgopong	No	Yes	Yes	Yes	Yes	Yes	No	Yes	Yes	
Modimolle	No	Yes	Yes	Yes	Yes	Yes	No	Yes	Yes	
	67%	100%	100%	100%	100%	100%	67%	100%	86%	

- Submission of section 72 reporting improved from 57% (4/7) in 08/09 to 100% (7/7) in 09/10 and 10/11fy.
- Submission of section 46 reporting remained steady at 100% from 08/09 to 10/11 fy.
- There is improvement in submission of oversight reports from 43% in 08/09 to 100% in 09/10 and declined in 10/11 to 29%.

Reporting Compliance in Vhembe District

	Mid Year Report (MFMA Section 72)		Annual Report (MSA Section 46)			Oversight Committee Reports (MFMA)		
	2008/09	2009/ 10/11	2008/09	2009/1 0	10/11	2008/09	2009/10	10/11
Vhembe	Yes	Yes	Yes	Yes	Yes	No	Yes	Yes
Mutale	Yes	Yes	Yes	Yes	Yes	No	No	Yes
Musina	Yes	No	Yes	Yes	No	Yes	No	No
Thulamela	Yes	Yes	Yes	Yes	Yes	Yes	Yes	Yes
Makhado	Yes	Yes	Yes	Yes	Yes	No	Yes	Yes
	5	4	5	5	4	2	3	4
TOTAL	100%	80%	100%	100%	80%	40%	60%	80%

- The submission of sec 72 and 46 is at 100% for the past three consecutive years and in 2010/11 is 90% with Musina not submitting.
- There is improvement in submission of oversight reports, from 3/5 in 08/09 to 3/5 in 09/10 and improved to 4/5 in 10/11 with non-submission from Musina

Reporting Compliance in Sekhukhune

	Mid Year Report (MFMA Section 72)			Annual Report (MSA Section 46)			Oversight Committee Reports (MFMA)		
	2008/09	2009/10	10/11	2008/09	2009/10	10/11	2008/09	2009/10	10/11
Sekhukhune	Yes	Yes	Yes	Yes	Yes	Yes	Yes	Yes	Yes
Fetakgomo	Yes	Yes	Yes	Yes	Yes	Yes	Yes	Yes	Yes
Makhuduthamaga	Yes	Yes	Yes	Yes	Yes	Yes	No	Yes	Yes
Elias Motsoaledi	Yes	Yes	Yes	Yes	Yes	Yes	No	Yes	Yes
Ephraim Mogale	Yes	Yes	Yes	Yes	Yes	Yes	Yes	Yes	Yes
Tubatse	Yes	Yes	Yes	Yes	Yes	Yes	Yes	Yes	Yes
Total	6	6	6	6	6	6	4	6	6
%	100%	100%	100%	100%	100%	100%	67%	100%	100%

- The submission of sec 72 and 46 is at 100% for the past three consecutive years.
- Submission of Annual report is at 100% for the past three years
- There is improvement in submission of oversight reports, from 4/6 in 08/09 to 6/6 in 09/10 and 10/11.

Reporting Compliance in Capricorn District

	Mid Year Report (MFMA Section 72)				Annual Report (MSA Section 46)				Oversight Committee Reports (MFMA)			
	2008/09	2009/10	10/11	2008/09	2009/10	10/11	2008/09	2009/10	2008/09	2009/10	10/11	
	Capricorn	Yes	Yes	Yes	Yes	Yes	Yes	Yes	Yes	Yes	No	No
Polokwane	Yes	Yes	Yes	Yes	Yes	Yes	No	Yes	Yes	Yes	Yes	
Aganang	Yes	Yes	Yes	Yes	Yes	Yes	Yes	Yes	Yes	Yes	Yes	
Blouberg	Yes	Yes	Yes	Yes	Yes	Yes	No	No	No	Yes	Yes	
Lepelle-Nkumpi	Yes	Yes	Yes	Yes	Yes	Yes	Yes	Yes	Yes	Yes	Yes	
Molemole	Yes	Yes	Yes	Yes	Yes	Yes	No	No	No	Yes	Yes	
TOTAL	6	6	6	6	6	6	3	4	3	4	5	
%	100%	100%	100%	100%	100%	100%	50%	67%	50%	67%	83%	

- There has been 100% compilation and submission of midyear reports from 2008/09 to 2010/11 fy.
- All municipalities have compiled and submitted 100% Annual reports in all financial years under review. Improvement is also notable in the compilation and submission of Oversight Committee Reports from 50% in 09/10 to 67% in 10/11.

PROVINCIAL OVERVIEW (ANNUAL, OVERSIGHT AND MID-YEAR REPORTS)

Annual Reports: Mopani, Capricorn, Waterberg and Sekhukhune sustained 100% submission for 09/10 and 10/11. Vhembe declined from 100% in 09/10 to 80% in 10/11 with Musina still outstanding due to management instability. Dedicated support was provided to Musina to ensure that the report is compiled and submitted as required.

Midyear Reports: Mopani, Waterberg, Sekhukhune and Capricorn stayed at 100% for 09/10 and 10/11fy, whereas Vhembe declined from 100% in 09/10 to 80% 10/11fy with Musina not submitting.

Oversight Reports: Mopani has sustained the 100% submission for 09/10 and 10/11. Sekhukhune improved from 67% in 09/10 to 100% in 10/11, Capricorn has improved from 50% in 09/10 to 83% in 10/11, Vhembe has improved from 60% in 09/10 to 80% in 10/11 and Waterberg has improved from 67% in 09/10 to 86% in 10/11.

INTEGRATED DEVELOPMENT PLANNING

CREDIBLE RATING	2010/11	11/12
High	Waterberg, Bela bela, Modimolle, Mogalakwena, Thabazimbi, Capricorn, Lepell Nkumoi, Ba-Phalaborwa, Maruleng, Vhembe, Musina, Sekhukhune, Tubatse, Fetakgomo (14)	Waterberg, Bela bela, Modimolle, Mookgopong, Mogalakwena, Thabazimbi, Capricorn, Aganang, Lepelle Nkumpi, Sekhukhune, Marble Hall, Makhuduthamaga, Tubatse, Fetakgomo, Musina, Vhembe, Letaba, Maruleng, Ba-Phalaborwa, Tzaneen (20)
Medium	Polokwane, Molemole, Aganang	Lephalale, Polokwane, Blouberg, Molemole, Lephalale, Mopani, Giyani, Thulamela, Mutale, Makhado, Mutale, Tzaneen, Letaba, Giyani, Mopani (13)
Low	Thulamela, Elias Motsoaledi, Blouberg (3)	Makhado (9) Elias Motsoaledi (1)
Total	30	30

- **High:** improved from 14 in 10/11(47%) to 20 in 11/12 (67%)
- **Medium:** improved from 13 in 10/11 to 9 in 11/12
- **Low:** improved from 3 in 10/11 to 1 in 11/12. Only Elias Motsoaledi was rated low in 2011/12 financial year.

Municipality	RATINGS		
	09/10	10/11	11/12
Capricorn	High	High	High
Polokwane	Medium	Medium	Medium
Lepelle Nkumpi	High	High	High
Blouberg	Low	Low	Medium
Aganang	Medium	Medium	High
Molemole	Medium	Medium	Medium
Waterberg	High	High	High
Bela-Bela	Medium	High	High
Modimolle	Medium	High	High
Lephalale	Medium	Medium	Medium
Mookgopong	Medium	Medium	High
Mogalakwena	Medium	High	High
Thabazimbi	Medium	High	High
Mopani	Medium	Medium	Medium
Giyani	Medium	Medium	Medium
Greater Letaba	Medium	Medium	High
Greater Tzaneen	Medium	Medium	High
Ba - Phalaborwa	High	High	High
Maruleng	High	High	High
Vhembe	High	High	High
Thulamela	Medium	Low	Medium
Musina	Medium	High	High
Mutale	Low	Medium	Medium
Makhado	Medium	Medium	Medium
Sekhukhune	High	High	High
Elias Motsoaledi	Medium	Low	Low
Marble Hall	Medium	Medium	High
Makhuduthamaga	Medium	Medium	High
Tubatse	High	High	High
Fetakgomo	High	High	High

ALIGNMENT OF IDP AND SDBIP

1. VHEMBE DISTRICT MUNICIPALITIES

MUNIC FY	VHEMBE		MUTALE		THULAMELA		MUSINA		MAKHADO	
	2010/11	2011/12	2010/11	2011/12	2010/11	2011/12	2010/11	2011/12	2010/11	2011/12
KPA 1	Aligned	Aligned	Not aligned	Not aligned	Not aligned	Aligned	Not aligned	Not aligned	Not aligned	Not aligned
KPA 2	Aligned	Aligned	Aligned	Aligned	Not aligned	Aligned	Not aligned	Not aligned	Not aligned	Not aligned
KPA 3	Aligned	Aligned	Not aligned	Not aligned	Not aligned	Not aligned	Not aligned	Not aligned	Not aligned	Not aligned
KPA 4	Aligned	Aligned	Not aligned	Not aligned	Not aligned	Aligned	Not aligned	Not aligned	Not aligned	Not aligned
KPA 5	Aligned	Aligned	Not aligned	Not aligned	Not aligned	Aligned	Not aligned	Not aligned	Not aligned	Not aligned
KPA 6	Aligned	Aligned	Not aligned	Not aligned	Not aligned	Not aligned	Not aligned	Not aligned	Not aligned	Not aligned

- **Vhembe District municipality:** IDP projects are reflected on the SDBIP for both financial years.
- **Mutale local municipality:** IDP projects were not aligned to the SDBIP except basic service for both financial years.
- **Musina local municipality:** IDP projects were not aligned to the SDBIP for both financial years.
- **Thulamela local municipality:** the municipality did not submit the SDBIP 10/11 and only LED and spatial planning projects were not listed on the IDP, but reflected on the SDBIP.
- **Makhado local municipality:** The municipality did not align projects in the IDP with the SDBIP in 2010/11 but showed improvement with all projects in the SDBIP aligned to the IDP IN 2011/12.

CAPRICORN DISTRICT MUNICIPALITIES

MUNIC	CAPRICORN		POLOKWANE		AGANANG		BLOUBERG		LEPELLE- NKUMPI		MOLEMOLE	
	2010/11	2011/12	2010/11	2011/12	2010/11	2011/12	2010/11	2011/12	2010/11	2011/12	2010/11	2011/12
FY	Aligned	Not Aligned	Aligned	Aligned	Aligned	Aligned	Aligned	Aligned	Aligned	Not Aligned	Aligned	Aligned
KPA 1	Aligned	Not Aligned	Aligned	Aligned	Aligned	Aligned	Aligned	Aligned	Aligned	Not Aligned	Aligned	Aligned
KPA 2	Aligned	Not Aligned	Aligned	Aligned	Aligned	Aligned	Aligned	Aligned	Aligned	Not Aligned	Aligned	Aligned
KPA 3	Aligned	Not Aligned	Aligned	Aligned	Aligned	Aligned	Aligned	Aligned	Aligned	Not Aligned	Aligned	Aligned
KPA 4	Aligned	Not Aligned	Aligned	Aligned	Aligned	Aligned	Aligned	Aligned	Aligned	Not Aligned	Aligned	Aligned
KPA 5	Aligned	Not Aligned	Aligned	Aligned	Aligned	Aligned	Aligned	Aligned	Aligned	Not Aligned	Aligned	Aligned
KPA 6	Aligned	Not Aligned	Aligned	Aligned	Aligned	Aligned	Aligned	Aligned	Aligned	Not Aligned	Aligned	Aligned

- **Capricorn District Municipality:** Projects in IDP aligned to SDBIP in 2010/11 financial year only, 2011/12 financial year all projects in the IDP not aligned with SDBIP in all KPAs
- **Polokwane Local Municipality:** All projects listed on the IDP aligned with to SDBIP in both financial years under review.
- **Molemole local municipality:** All projects on the IDP aligned with SDBIP in both financial years under review.
- **Blouberg local municipality:** All projects on the IDP aligned with SDBIP in both financial years under review.
- **Aganang local municipality:** All projects on the IDP aligned with SDBIP in both financial years under review.

- **Lepelle-Nkumpi:** All projects on the IDP aligned with SDBIP in the 2010/11 financial year, all projects in all KPAs not aligned in the 2011/12 financial year.

There is a decline in terms of alignment of IDP and SDIP in the Capricorn district municipality and Lepelle-Nkumpi local municipality. Both Capricorn and Lepelle-Nkumpi municipalities had all projects in the IDP and SDBIP in all Key Performance Areas aligned. All other municipalities in the Capricorn District (Aganang, Blouberg, Molemole, and Polokwane) sustained alignment of projects (per KPA) in the IDPs with SDBIPs

SEKHUKHUNE DISTRICT MUNICIPALITIES

MUNIC	SEKHUKHUNE		ELIAS MOTSOLEDI		EPHRAIM MOGALE		MAKHUDUTHAMAGA		FETAKGOMO		GREATER TUBATSE	
	10/11	11/12	10/11	11/12	10/11	11/12	10/11	11/12	10/11	11/12	10/11	11/12
FY	Aligned	Aligned	Not aligned	Not aligned	Aligned	Aligned	Not aligned	Aligned	Aligned	Aligned	Aligned	Aligned
KPA 1	Aligned	Aligned	Not aligned	Not aligned	Aligned	Aligned	Not aligned	Aligned	Aligned	Aligned	Aligned	Aligned
KPA 2	Aligned	Aligned	Not aligned	Not aligned	Aligned	Aligned	Not aligned	Aligned	Aligned	Aligned	Aligned	Aligned
KPA 3	Aligned	Aligned	Not aligned	Not aligned	Aligned	Aligned	Not aligned	Aligned	Aligned	Aligned	Aligned	Aligned

KPA 4	Aligned	Aligned	Not aligned	Aligned	Not aligned	Aligned	Aligned	Aligned	Aligned	Aligned	Aligned
KPA 5	Aligned	Aligned	Not aligned	Aligned	Not aligned	Aligned	Aligned	Not aligned	Aligned	Aligned	Aligned
KPA 6	Aligned	Aligned	Not aligned	Aligned	Not aligned	Aligned	Aligned	Not aligned	Aligned	Aligned	Aligned

- **SEKHUKHUNE:** All projects for 10/11 and 11/12 are aligned with the SDBIP and IDP.
- **ELIAS MOTSOALEDI:** All projects in both 10/11 and 11/12 financial years not aligned with the SDBIP and IDP.
- **EPHRAIM MOGALE:** All projects for 10/11 and 11/12 financial year aligned with the SDBIP and IDP..
- **MAKHUDUTHAMAGA:** All projects for 10/11 not aligned with the IDP and SDBIP, however. In the 11/12 financial year there was a great improvement with all projects in the SDBIP and IDP aligned.
- **FETAKGOMO:** All projects for 10 /11 and 11/12 aligned with the SDBIP and IDP.
- **GREATER TUBATSE:** All projects for 10 /11 and 11/12 aligned with the SDBIP and IDP.

MOPANI DISTRICT MUNICIPALITIES

MUNIC FY	MOPANI		GIYANI		LETABA		TZANEEN		MARULENG		PHALABORWA	
	2010/11	2011/12	2010/11	2011/12	2010/11	2011/12	2010/11	2011/12	2010/11	2011/12	2010/11	2011/2012
KPA 1:	Not Aligned	Not Aligned	Aligned	Aligned	Aligned	Aligned	Aligned	Not Aligned	Aligned	Aligned	Aligned	Not Aligned
KPA 2:	Not Aligned	Not Aligned	Not aligned	Aligned	Aligned	Aligned	Not Aligned	Not Aligned	Aligned	Aligned	Not Aligned	Not Aligned
KPA 3:	Not Aligned	Not Aligned	Aligned	Aligned	Not Aligned	Aligned	Aligned	Not Aligned	Not aligned	Aligned	Aligned	Not Aligned
KPA 4:	Not Aligned	Not Aligned	Not aligned	Aligned	Not Aligned	Aligned	Not Aligned	Not Aligned	Not aligned	Aligned	Not Aligned	Not Aligned
KPA 5:	Not Aligned	Not Aligned	Aligned	Aligned	Not aligned	Aligned	Not Aligned	Not Aligned	Not aligned	Aligned	Not Aligned	Not Aligned
KPA 6:	Not Aligned	Not Aligned	Not Aligned	Aligned	Aligned	Aligned	Not Aligned	Not Aligned	Not Aligned	Aligned	Aligned	Not Aligned

MOPANI: The municipality did not align its SDBIP with the budget for both 2010/2011 and 2011/2012 financial years.

GIYANI: There has been a significant improvement and progress in terms of alignment compared to the last financial year (2010/2011 fy). On the overall six (6) KPA's, only three (3) projects were not aligned for 2011/2012 financial year.

LETABA: There has been a significant improvement and progress in terms of alignment compared to the last financial year (2010/2011 fy). On the overall six (6) KPA's the challenge is that there are few projects listed in the SDBIP but not in the IDP for 2011/2012 financial year.

TZANEEN: There has not been noticeable improvement for both financial year (2010/11 and 2011/12 fy). Projects and budget not aligned in all six (6) KPA's.

MARULENG: There has been an impressive improvement in 2011/2012 in terms of alignment of SDBIP with the IDP/Budget compared to 2010/2011 fy.

BA-PHALABORWA: There has not been noticeable improvement for both financial years (2010/11 and 2011/12 fy). Projects and budget not aligned in all six (6) KPA's.

WATERBERG DISTRICT MUNICIPALITIES

MUNI C FY	Mogalakwena		Mookgopong		Modimolle		Bela-bela		Lephalale		Thabazimbi		Waterberg	
	10/11	11/12	10/11	11/12	10/11	11/12	10/11	11/12	10/11	11/12	10/11	11/12	10/11	11/12
KPA 1	Not Aligned	Aligned	Not Aligned	Aligned	Aligned	Aligned	Not Aligned	Aligned	Not Aligned	Aligned	Aligned	Aligned	Not Aligned	Aligned
KPA 2	Not Aligned	Aligned	Not Aligned	Aligned	Aligned	Aligned	Not Aligned	Aligned	Not Aligned	Aligned	Aligned	Aligned	Not Aligned	Aligned
KPA 3	Not Aligned	Not Aligned	Not Aligned	Not Aligned	Not Aligned	Aligned	Not Aligned	Aligned	Not Aligned	Aligned	Aligned	Aligned	Not Aligned	Aligned
KPA 4	Not Aligned	Aligned	Not Aligned	Aligned	Aligned	Aligned	Not Aligned	Aligned	Not Aligned	Aligned	Aligned	Aligned	Aligned	Aligned
KPA 5	Not Aligned	Aligned	Not Aligned	Aligned	Aligned	Aligned	Not Aligned	Aligned	Not Aligned	Aligned	Aligned	Aligned	Not Aligned	Aligned
KPA 6	Not Aligned	Aligned	Not Aligned	Aligned	Aligned	Aligned	Not Aligned	Aligned	Not Aligned	Aligned	Aligned	Aligned	Not Aligned	Aligned

- **Waterberg District municipality:** The SDBIP was not aligned to the IDP/Budget 2010/2011 FY, however all projects were aligned in 2011/2012 financial year.
- **Thabazimbi Local Municipality:** All projects in the SDBIP were aligned to the IDB/Budget for both 2010/2011 and 2011/2012 financial years.
- **Lephalale Local Municipality:** The municipality has shown significant improvement in aligning all its projects in the SDBIP with the IDP/Budget for 2011/2012 as compared to all three key performance areas in 2010/2011 financial year.
- **Mogalakwena Local Municipality:** The municipality has shown improvement with the alignment of SDBIP and IDB/Budget for 2011/2012 as compared to non- alignment of the SDBIP and Budget for 2010/2011 financial year.
- **Mookgophong Local Municipality:** The municipality has shown improvement with the alignment of SDBIP and IDB/Budget for 2011/2012 as compared to non- alignment of the SDBIP and Budget for 2010/2011 financial year.
- **Modimolle Local Municipality:** The municipality has shown improvement with the alignment of SDBIP and IDB/Budget for 2011/2012 as compared to non- alignment of the SDBIP and Budget for 2010/2011 financial year.
- **Bela-Bela Local Municipality:** The municipality has shown improvement with the alignment of SDBIP and IDB/Budget for 2011/2012 as compared to non- alignment of the SDBIP and Budget for 2010/2011 financial year.

CHALLENGES AND IMPROVEMENTS

- There is no alignment of projects at all in the IDP/SDBIP in both financial years under review by the following municipalities per district: (Vhembe) Musina and Mutale; (Sekhukhune) Elias Motsoaledi; and (Mopani) Mopani district, Ba-Phalaborwa.
- Three municipalities i.e. Tzaneen, Lepelle-Nkumpi, Capricorn district municipalities) have shown gradual decline, these three municipalities did not align their projects in the IDP with those in the SDBIPs in all KPAs in the 2011/12 in comparison to 10/11 financial year.
- There is, however, a noticeable improvement in 6 municipalities in that they aligned all their projects in the 11/12 fy in comparison to 10/11 fy i.e. Makhado, Thulamela, Fetakgomo, Greater Tubatse, Makhuduthamaga, Maruleng, Letaba, and Giyani
- The following municipalities sustained their performance in the financial in the years under review: Vhembe district municipality, Mookgophong, Modimolle, Bela-Bela, Waterberg, Thabazimbi, Lephatale, Maruleng, Letaba, Polokwane, Blouberg, and Aganang

RECOMMENDATIONS

All the municipalities which have not aligned the SDBIP with the IDP/Budget should improve in this regard. This is a gross non-compliance as IDP'S were not implemented but new projects created in the SDBIP'S.

The Department should continue to provide support and ensure that all draft SDBIP'S are assessed together with the IDP'S during the IDP assessment in May.

3.2. KPA 2: BASIC SERVICE DELIVERY AND INFRASTRUCTURE DEVELOPMENT

WATER SUPPLY

MUNICIPALITY	09/10 financial year		10/11 financial year			
	Total household	% HH with basic service	Total household	HH served	% HH with basic service	% Backlog
Sekhukhune DM	241 675	74	241 675	179071	74.1	25.9
Mopani DM	284 325	82	284 325	258540	90.9	9.1
Vhembe DM	299 214	78	299 214	233243	78	22
Capricorn DM	294 833	80	295 689	250409	84.7	15.3
Waterberg DM	306 476	93	175 820	162868	92.6	7.4
TOTAL	1 296 723	80%	1 296 723	1084131	83.6%	16.4%

There is an improvement on the provision of water, 80% in 09/10 and 83.6% in 10/11. The backlog was at 20%.for 09/10 and 16.4% for 10/11 financial year.

ELECTRICITY

	09/10		10/11	
MUNICIPALITY	Total house holds	% HH with basic service	Total house holds	% HH with basic service
Sekhukhune DM	241 675	93	241 675	75
Mopani DM	284 325	74	227 208	80
Vhembe DM	299 214	77	244 052	82
Capricorn DM	294 833	81	279 185	94
Waterberg DM	306 476	79	144 331	82
TOTAL	1 296 723	81	1 076 392	83%
		19		17%

The status has improved slightly from 81% in 09/10 to 83% in 10/11.

FREE BASIC SERVICES

FBW: VHEMBE 2010/2011 financial year

Municipality	Total poor households	Households served (FBW)	Poor Households served (FBW)
Vhembe	300470	170348 (56.6%)	178180 (95.6%)
Mutale	20898	14045 (67.2%)	14110 (99.5%)
Musina	13154	4718 (35.8%)	4718 (100%)
Thulamela	142581	80292 (56.3%)	83279 (96.4%)
Makhado	123837	71293 (57.5%)	76073 (93.7%)
TOTAL		54.4%	96.8%

- 54.4% of households are served in the district with Musina being the lowest at 35.8%.
- 96.8% of poor households are served in the district.

FBE: VHEMBE 2010/2011 financial year

Municipality	Submitted	Customers collecting FBE tokens	Customers configured
Vhembe	34623	28604	34623
Mutale	1366	1149	1366
Musina	192	148	192
Thulamela	14206	11778	14206
Makhado	18859	15529	18859
TOTAL	69246	57208	69246

- 69246 customers are configured to collect FBE and only 57208 are collecting tokens.
- 82.6% customers are benefiting

FBW: MOPANI 2010/2011 financial year

Municipality	Total poor households	Households served (FBW)	Poor Households served (FBW)
Mopani	270712	142154	176362
Giyani	59852	33794	40915
Maruleng	21615	12285	12285
Letaba	58444	22804	44892
Tzaneen	95793	55227	60226
Ba-Phalaborwa	35008	18044	18044
TOTAL	541424	284308 (52.5%)	352724 (65%)

- 52.5% of households are served with FBW.
- 65% of poor households are served with FBW

FBE: MOPANI 2010/2011 financial year

Municipality	Submitted	Customers collecting FBE tokens	Customers configured
Mopani	32080	27364	32080
Giyani	16277	14175	16277
Maruleng	1478	1259	1478
Letaba	4166	3354	4166
Tzaneen	8138	6842	8138
Ba-Phalaborwa	2021	1734	2021
TOTAL		54728	64160

- 64160 are configured to collect FBE and 54728 are collecting FBE
- 85.2% of customers are benefiting

FBW: CAPRICORN 2010/2011 financial year

MUNICIPALITY	Total poor households	Households served (FBW)	Poor Households served (FBW)
Capricorn	305137	143688	165471
Polokwane	143664	54335	64786
Blouberg	37762	22002	29339
Aganang	35730	17958	18349
Molemole	31008	19346	20598
Lepelle-Nkumpi	56973	30047	32399
TOTAL	610274	287376 (47.0%)	330942(54.2%)

- 47% of households are served with FBW.
- 54.2% of poor households are served with FBW

FBE: CAPRICORN 2010/2011 financial year

	Submitted	Customers collecting FBE tokens	Customers configured
Capricorn	40386	34690	40386
Polokwane	15427	13312	15427
Blouberg	2463	1989	2463
Aganang	3787	3493	3787
Molemole	6787	5521	6787
Lepelle-Nkumpi	11922	10375	11922
TOTAL	80772	69380	80772

- 80772 customers are configured to collect FBE
- 69380 customers are collecting FBE tokens
- 85.8% customers are benefiting

FBW: SEKHUKHUNE 2010/2011 financial year

		10/11		
MUNICIPALITY	Total poor households	Households served (FBW)	Poor Households served	
Sekhukhune	219759	122514	151838	
Makhuduthamaga	60238	39164	44729	
Elias Motsoaledi	50304	22443	28388	
Tubatse	60818	41627	45336	
Fetakgomo	21300	16002	16002	
Ephraim Mogale	27099	3278	17383	
TOTAL	439518	245028 (56%)	303676 (69%)	

- 56% of households are served with FBW
- 69% of poor households are served with FBW

FBE: SEKHUKHUNE 2010/2011 financial year

	Submitted	Customers collecting FBE tokens	Customers configured
Sekhukhune	22380	19202	22380
Makhuduthamaga	8950	7656	8950
Elias Motsoaledi	972	804	972
Tubatse	7061	5909	7061
Fetakgomo	3589	3296	3589
Ephraim Mogale	1808	1537	1808
TOTAL	44760	38404	44760

- 44760 customers are configured to collect FBE
- 38404 are collecting FBE tokens
- 85.7% of customers are benefiting

FBW: WATERBERG 2010/2011 financial year

MUNICIPALITY	Total poor households	Households served (FBW)	Poor Households served
Waterberg	171222	86243	88155
Mogalakwena	77111	45727	45924
Mookgopong	8994	4743	5068
Modimolle	21140	12332	13483
Belabela	14086	6632	6632
Lephalale	26770	10964	11190
Thabazimbi	23121	5845	5858
TOTAL	342444	172486 (50.3%)	176310 (51.4%)

- 51.4% of poor households are served with FBW
- 50% of households are served with FBW

FBE: WATERBERG 2010/2011 financial year

MUNICIPALITY	Submitted	Customers collecting FBE tokens	Customers configured
Waterberg	5561	4916	5561
Mogalakwena	1204	1124	1204
Mookgopong	1536	1421	1536
Modimolle		0	0
Belabela	231	213	231
Lephalale	1868	1573	1868
Thabazimbi	722	585	722
	11122	9850	11122

- 11122 customers are configured to collect FBE
- 9850 customers are collecting FBE tokens
- 88.5% of customers are benefiting

PROVINCIAL OVERVIEW

		2010/11	
MUNICIPALITY	Indigent register in place	FBW	FBE
Vhembe	Yes	96.8%	82.6%
Mopani	Yes	65%	85.2%
Capricorn	Yes	54.2%	85.8%
Sekhukhune	Yes	69%	85.7%
Waterberg	Yes	51.4%	88.5%
Total		67.1%	85.5%

- Provision of FBW is at 67% provincially
- Provision of FBE provincially is at 85.5%

WASTE REMOVAL: SEKHUKHUNE (2010/2011 financial year)

MUNICIPALITY	WASTE MANAGEMENT POLICY	LAND FILL SITES
Sekhukhune	Yes	0
Elias Motsoaledi	No	1
Fetakgomo	Yes	0
Ephraim Mogale	Yes	1
Tubatse	Yes	0
Makhuduthamaga	Yes	0
Total		2

- 3 municipalities do not have landfill site (Fetakgomo, Tubatse and Makhuduthamaga)
- Elias Motsoaledi does not have waste management policy

WASTE REMOVAL: MOPANI 2010/2011 financial year

MUNICIPALITY	WASTE MANAGEMENT POLICY	LAND FILL SITES
Mopani	N/A	N/A
Giyani	Yes	1
Greater Letaba	Yes	0
Greater Tzaneen	Yes	1
Ba-Phalaborwa	Yes	1
Maruleng	Yes	1
TOTAL		4

- All Municipalities have waste removal policies and strategies in place .The challenge remains with regard to the collection of solid waste in rural areas.
- Four Local Municipalities which are Giyani, Tzaneen, Ba-Phalaborwa and Maruleng have licensed landfill sites, only Letaba does not have and the district is in the process of assisting them.

WASTE REMOVAL: VHEMBE 2010/2011 financial year

MUNICIPALITY	WASTE REMOVAL STRATEGY	LAND FILL SITES
Vhembe	Yes	-
Mutale	Yes	1
Musina	Yes	0
Thulamela	Yes	1
Makhado	Yes	3
Total		5

DISTRICT OVERVIEW (Vhembe)

- Musina does not have a landfill site

WASTE REMOVAL: WATERBERG 2010/2011 financial year

MUNICIPALITY	WASTE REMOVAL STRATEGY	LAND FILL SITES
Waterberg	YES.	No.
Mogalakwena	YES.	2
Mookgopong	YES.	1
Modimolle	YES.	2
Belabela	YES.	1
Lephalale	YES.	3
Thabazimbi	YES.	2
TOTAL	7.	10.

DISTRICT OVERVIEW

- All municipalities in Waterberg district have waste removal strategy. All Local Municipalities have landfill sites.

WASTE REMOVAL: CAPRICORN 2010/2011 financial year

MUNICIPALITY	WASTE REMOVAL STRATEGY	LAND FILL SITES
Capricorn	YES.	01
Polokwane	YES.	0
Aganang	YES.	0
Blouberg	YES.	0
Molemole	YES.	0
Lepelle Nkumpi	YES.	0
TOTAL		01

- All municipalities have waste removal strategies. There is 01 land fill site for the district.

PROVINCIAL OVERVIEW (2010/2011 financial year)

The province has 18 licensed land fill sites, (Sekhukhune has 3, Mopani has 4, Vhembe has 3, Waterberg has 7 and Capricorn has 1 land fill sites)

KPA 3: LOCAL ECONOMIC DEVELOPMENT 2010/2011 financial year

MUNICIPALITY	LED JOBS CREATED
Sekhukhune	305
Elias Motsoaledi	254
Fetakgomo	388 + 631 = 1019
Ephraim Mogale	92
Tubatse	2116
Makhuduthamaga	750
TOTAL	4536

- The district has created 4536 jobs through LED

VHEMBE

District	2010/11
Number of jobs created through LED initiatives	
Vhembe	1187
Mutale	0
Musina	58
Thulamela	1170
Makhado	200
	2615

- The district has created 2615 jobs through LED

MOPANI

District	Number of jobs created through LED initiatives 10/11
Mopani	37
Giyani	0
Maruleng	2624
Letaba	951
Tzaneen	2997
Ba-Phalaborwa	562
	7171 (excl. Giyani)

- All municipalities have an LED strategy in place. The challenge is with regard to information on number of LED projects and jobs created. Jobs created through LED have increased from 4156 in 09/10 to 7171 in 10/11.

Summary of Municipal LED anchor projects and jobs created

District	Number of jobs created through LED initiatives 09/10	Number of jobs created through LED initiatives 10/11
Vhembe	57	2615
Sekhukhune	1946	4536
Capricorn	2126	3127
Mopani	4233	7171 (Giyani excluded)
Waterberg	1423	1215
PROVINCIAL AGGREGATE	9785	18 664

Provincial Overview

- There is a huge improvement in job creation from 9785 in 09/10 to 18 664 jobs with Mopani creating more.
- All municipalities have LED strategies

EPWP: CAPRICORN

- 1 914 jobs created in 2009/10 and 2 762 in 2010/11 in Capricorn

EPWP: WATERBERG

MUNICIPALITY	PROJECTS	JOB'S CREATED
Waterberg	60	1973
Mogalakwena	30	623
Mookgopong	6	201
Modimolle	7	188
Belabela	3	645
Lephalale	9	143
Thabazimbi	5	224
TOTAL	120	3997

- Total number of jobs created through EPWP projects amount to 3997 in Waterberg.

EPWP: VHEMBE

MUNICIPALITY	PROJECTS	JOBS CREATED
Vhembe	15	1032
Mutale	0	0
Musina	3	74
Thulamela	11	423
Makhado	6	165
TOTAL		1694

- Vhembe district has created 1694 jobs through EPWP

EPWP: MOPANI

MUNICIPALITY	PROJECTS	JOBS CREATED
Mopani	16	353
Giyani	06	207
Greater Letaba	05	255
Greater Tzaneen	06	235
Ba-Phalaborwa	17	269
Maruleng	05	115
TOTAL	55	1334

- Mopani district has created 1334 jobs through EPWP

EPWP: SEKHUKHUNE

MUNICIPALITY	PROJECTS	JOB'S CREATED
Sekhukhune	2	
Elias Motsoaledi	8	155
Fetakgomo	4	80
Ephraim Mogale	6	215
Tubatse	10	151
Makhuduthamaga	4	750
TOTAL	34	1351

- Sekhukhune has created 1351 jobs through EPWP.
- 11 138 jobs were created through EPWP, with Waterberg creating most jobs at 3997.

PROVINCIAL OVERVIEW

3.4. KPA 4: MFMA GENERAL COMPLIANCE

	Audit committee	Supply chain management policy	Revenue enhancement strategy	Submission on AFS 09/10	Audit opinion 10/11	Valuation rolls compiled
Capricorn	Yes	Yes	Yes	D	Q	Yes
Polokwane	Yes	Yes	Yes	Q	Q	Yes
Blouberg	Yes	Yes	Yes	Q	Q	Yes
Aganang	Yes	Yes	Yes	D	A	Yes
Molemle	Yes	Yes	No	D	D	Yes
Lepelle-Nkumpi	Yes	Yes	Yes	P	D	Yes
Waterberg	Yes	Yes	No	U	U	Yes
Mogalakwena	Yes	Yes	No	U	Q	Yes
Mookgopong	Yes	Yes	Yes	D	Q	Yes
Modimolle	Yes	Yes	No	Q	A	Yes
Belabela	Yes	Yes	Yes	U	P	Yes
Lephalale	Yes	Yes	Yes	Q	Q	Yes
Thabazimbi	Yes	Yes	Yes	Q	U	Yes
Vhembe	Yes	Yes	Yes	Q	Q	Yes
Makhado	Yes	Yes	Yes	D	D	Yes

Mutale	Yes	Yes	Yes	Yes	U	Q	Q	Yes	Yes
	Audit committee	Supply chain management policy	Revenue enhancement strategy	Submission on AFS	Audit opinion	Audit opinion	10/11	Valuation rolls compiled	
Thulamela	Yes	Yes	Yes	Yes	Q	Q	Q	Yes	Yes
Musina	Yes	Yes	Yes	Yes	U	Q	Q	Yes	Yes
Mopani	Yes	Yes	Yes	Yes	U	Q	Q	Yes	Yes
Giyani	Yes	Yes	Yes	Yes	Q	D	D	Yes	Yes
Maruleng	Yes	Yes	Yes	Yes	U	U	U	Yes	Yes
Letaba	Yes	Yes	Yes	Yes	U	A	A	Yes	Yes
Tzaneen	Yes	Yes	Yes	Yes	Q	Q	Q	Yes	Yes
Ba-Phalaborwa	Yes	Yes	Yes	Yes	D	D	D	Yes	Yes
Sekhukhune	Yes	Yes	Yes	Yes	D	D	D	Yes	Yes
Makhuduthamaga	Yes	Yes	Yes	Yes	D	D	D	Yes	Yes
Elias Motsoaledi	Yes	Yes	Yes	Yes	D	D	D	Yes	Yes
Tubatse	Yes	Yes	Yes	Yes	Q	Q	Q	Yes	Yes
Fetakgomo	Yes	Yes	Yes	Yes	U	U	U	Yes	Yes
Ephraim Mogale	Yes	Yes	Yes	Yes	Q	Q	Q	Yes	Yes

3.4.1. MIG EXPENDITURE (SEKHUKHUNE)

Municipality	Allocation for 09/10	Expenditure up to 30 June 2010	%	Allocation for 10/11	Expenditure up to 30 June 2011	%
Makhuduthamaga	27,924,000	27,924,000 (100%)	100%	284 01 000	276 370 79	97.3%
Fetakgomo	11 113 000	11 113 000	(100%)	128 110 00	128 110 00	100%
Ephraim Mogale	128 000 00	128 000 00	(100%)	148 59 000	148 590 00	100%
Elias Motsoaledi	21,627m	21,627m	(100%)	24 143m	24 143m	100%
Greater Tubatse	25952000	25 952 200 (100%)	(100%)	301 910 00	249 430 00	82.6%
Greater Sekhukhune District Municipality	244 521 000	244 521 000 (100%)	(100%)	286 195 000	286 195 000	100%
Total Sekhukhune			(100%)	286 195 000		96.5%

- Two municipalities (Makhuduthamaga and Tubatse) were not able to spend all their MIG allocated funds.
- The overall district expenditure is at 96.5% which is a decline from 100% expenditure of 09/10

3.4.2. MIG EXPENDITURE (VHEMBE)

	Allocation for 2009/10	%	Allocation for 2010/11	Accumulative expenditure up to 30 June 2011	%
Musina Municipality	R8 721 574 90	100.00%	10,010	7,316	73,09%
Mutale Local Municipality	R10 110 113 95	100.00%	11,636	3,745	32,18%
Thulamela Municipality	R43 678 479 11	100.00%	50,964	50,964	100%
Makhado Municipality	R39 617 535 44	100.00%	46,197	42,742	92,52%
Vhembe Municipality	R 210 495 0000	100.00%	246,342	180,002	73,07%
Total Vhembe	R312 632 118 76	100.00%	365 149	284 769	74%

- Only Thulamela managed to spend its entire allocated MIG fund with Mutale being the worst at 32% expenditure.
- The overall district expenditure is at 74% and is a decline from 09/10 financial year expenditure of 100%

3.4.3. MIG EXPENDITURE (MOPANI)

Municipality	09/10 Allocation	Expenditure	%	10/11 Allocation	Expenditure	%
Giyani	21436	17955	83.7%	24902 mil	24752 mil	(99.40%)
Letaba	23599	23599	100%	27435 mil	27435 mil	(100%)
Tzaneen	33336	33336	100%	38839 mil	38875 mil	(100.09%)
Phalaborwa	12335	10899	88.3%	14242 mil	14701 mil	(103.23%)
Maruleng	17833	17833	100%	20682 mil	18173 mil	(87.87%)
Mopani	187028	140904	75.3%	218855	143552	(65.59%)
Total	295567	244526	82.7%	344955 mil	267488 mil	(77.54%)

- 3/6 municipalities managed to spend the allocated MIG fund.
- 77% of the allocated fund was spent by the entire district, which is a decline from 09/10 expenditure of 82.7%

3.4.4. MIG EXPENDITURE (CAPRICORN)

Capricorn	144 602m	59 978m	41.48%
Polokwane	151 829m	83 566m	55%
Blouberg	21 182m	15 119m	71%
Molemole	16 392m	16 392m	100%
Aganang	18 075m	18 075m	100%
Lepelle-Nkumpi	23 877	20 877m	85.7%
Total			75%

- Molemole and Aganang recorded a 100% MIG expenditure. Only Capricorn's MIG expenditure is below 50% (41.48%).
- The overall expenditure for the district is at 75% which is a decline from 09/10 of 95%.

3.4.5. MIG EXPENDITURE (WATERBERG)

Receiving Municipality	Allocation for 2009/10	Accumulative expenditure up to 30 June 2010	%	Allocation for 2010/11	Accumulative expenditure up to 30 June 2011	%
Waterberg	Not receiving			Not receiving		
Thabazimbi	24,843 000	24,843 000	100%	34,350,000.	31,866,669.	93%
Lephalale	26,7 000000	18,6000000	70%	37,825,000.	37,825,000.	100%.
Mookgopong	10,152,00	10,152,00	100%	11 254m	4 744m	42%
Modimolle	27,759.00-00	27,759.00-00	100%	28,339,000.	19,214,635.	68%.
Bela-Bela	9 466 138	9 466 138	100%	15,000,000.	15,000,000.	100%..
Mogalakwena	66,038,000.00	66,038,000.00	100%	94 140m	59 298	63%
Total			94%			93.2%

- Only Lephalale and Bela-Bela spend 100% of their MIG allocation.
- Mookgopong spent (42%) less than half of total allocation.
- Overall performance is 93% which is a decline from 94% in the 09/10

PROVINCIAL OVERVIEW

MUNICIPALITY	09/10	10/11
Sekhukhune	100%	96.5%
Vhembe	100%	74%
Mopani	83%	78%
Capricorn	95%	75%
Waterberg	94%	93%
TOTAL	83%	94%

- Expenditure was at 83% for the year under review which is a decline from 09/10 expenditure of 94.2%

3.4.6. OPERATION CLEAN AUDIT**MUNICIPAL AUDIT OPINION (WATERBERG)**

MUNICIPALITIES	2008/9	2009/10	10/11
Waterberg District	U	U	U
Bela-Bela	Q	U	A
Thabazimbi	D	Q	U
Mogalakwena	Q	U	Q
Mookgopong	D	D	Q

MUNICIPALITIES	2008/9	2009/10	10/11
Modimolle	Q	Q	A
Lephalale	D	Q	Q

- There is a decline on audit opinion in Waterberg.
- In 09/10 fy, 43% (3/7) received unqualified and in 10/11 28% received unqualified opinion.
- Qualified opinion remained at 43% for both 09/10 and 10/11 fy.
- The district has attained 2 adverse opinions in Modimolle and Belabela..

MUNICIPAL AUDIT OPINION (CAPRICORN)

MUNICIPALITIES	2008/9	2009/10	10/11
Capricorn District	D	D	Q
Aganang	U	D	A
Lepelle-Nkumpi	D	D	D
Polokwane	U	Q	Q
Molemole	D	D	D
Blouberg	D	Q	Q

- The district does not have an unqualified audit opinion
- Qualified opinions is at 50% for 10/11 whereas in 09/10 it was at 33%

MUNICIPAL AUDIT OPINION (SEKHUKHUNE)

MUNICIPALITIES	2008/9	2009/10	10/11
Sekhukhune District	D	D	D
Makhuduthamaga	D	D	D
Elias Motsoaledi	D	D	D
Fetakgomo	U	U	U
Marble Hall	U	Q	Q
Tubatse	D	Q	Q

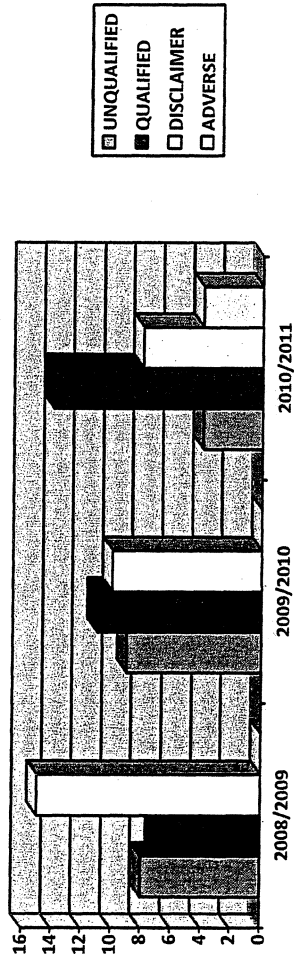
- Sekhukhune presents a worrying factor as well, with 50% (3/6) receiving disclaimer in 09/10 fy and 10/11. Fetakgomo sustained their clean audit for 09/10 and 10/11fy.
- The status for qualified remained the same for both financial years

MUNICIPAL AUDIT OPINION (VHEMBE)

MUNICIPALITIES	2008/9	2009/10	10/11
Vhembe District	D	Q	Q
Makhado	D	D	D
Thulamela	Q	Q	Q
Mutale	Q	U	Q
Musina	U	U	Q

- Vhembe received 0% unqualified for 10/11 as compared to 40% (2/5) unqualified opinion for both 08/09 and 09/10 financial years.
- 4 municipalities received qualified opinions and 1 received disclaimer.

Description	Mopani District	Capricorn District	Vhembe District	Sekhukhune District	Waterberg District	Total 2009/10	Total 10/11
UNQUALIFIED	1	0	0	1	2	9	4
QUALIFIED	2	3	4	2	3	11	14
DISCLAIMER	2	2	1	3	0	9	8
ADVERSE	1	1	0	0	2	0	4
Outstanding	0	0	0	0	0	0	0
TOTAL						30	30



PROVINCIAL OVERVIEW

- There is improvement on clean audit from 1 in 09/10 to 2 in 10/11
- Unqualified reports have declined from 9 in 09/10 to 4 in 10/11
- Qualified have improved from 11 in 09/10 to 14 in 10/11.
- Disclaimers have been reduced from 9 in 09/10 to 8 in 10/11
- Adverse have increased from 0 in 09/10 to 3 in 10/11.

MUNICIPAL AUDIT REPORTS 10/11

- Disclaimers audit reports: 8 municipalities have received disclaimers in 10/11 fy (Makhado, Giyani, Ba-Phalaborwa, Lepelle Nkumpi, Molemole, Elias Motsoaledi, Makhuduthamaga & Sekhukhune.
- Adverse audit reports: 3 municipalities received adverse reports (Modimolle, Aganang and Letaba)
- Clean audit reports: 2 municipalities (Fetakgomo and Waterberg) received clean audit report for 10/11 and 2 municipalities received unqualified (Maruleng and Thabazimbi)
- Qualified audit reports: 14 municipalities received qualified reports (Mutale, Musina, Thulamela, Vhembe, Tzaneen, Mopani, Blouberg, Polokwane, Capricorn, Ephraim Mogale, Tubatse, Lephale, Mogalakwena and Mookgopong)

3.5. KPA 5: GOOD GOVERNANCE AND PUBLIC PARTICIPATION

	No. of ward committees established	No. of ward committees functional	No. of CDW'S deployed	No. of councilors elected	No. of women councilors	Ordinary & special sittings	Website functionality
Capricorn	113	113	101	10	5	8	Yes
Polokwane	37	37	29	76	30	9	Yes
Blouberg	18	18	18	41	19	8	Yes
Aganang	18	18	18	36	17	4	Yes
Molemole	13	13	18	27	14	12	Yes
Lepelle-Nkumpi	27	27	23	57	27	8	Yes
Vhembe	91	89	81	54	18	5	Yes
Makhado	37	35	32	73	32	4	Yes
Mutale	11	11	11	22	9	4	Yes

	No. of ward committees established	No. of ward committees functional	No. of CDW'S deployed	No. of councilors elected	No. of women councilors	Ordinary & special sittings
Thulamela	37	37	32	76	34	4
Musina	6	6	6	11	3	8
Mopani	118	116	101			2
Giyani	30	30	23	60	24	
Maruleng	12	12	10	24	12	12 O, 4 S
Letaba	26	26	24	57	25	
Tzaneen	34	32	31	68	34	6 O, 6 S
Ba-Phalaborwa	16	16	13	32	16	6 O 6 S
Sekhukhune	116	116	122	66	47	
Makhuduthamag a	31	31	27	61	20	4 O 2 S
Elias Motsoaledi	29	29	30	57	20	3 O 11 S
Tubatse	29	29	34	57	25	4 O

													5 S
Fetakomo	13	13	14	25	9	40							4 S
Ephraim Mogale	14	14	17	32	18	10							6 S
Waterberg	74	73	N/A	35	19	2							
Mogalakwena	32	31	32	0	0	5							
Mookgopong	40	40	4	10	4	20							
Modimolle	8	6	7	16	7	3							
Belabela	8	8	8	17	6	6							
Lephalale	12	12	12	24	14	3							
Thabazimbi	10	10	9	23	8	6							
Total													

4. CROSS CUTTING ISSUES

	Disaster management framework	Disaster management plans approved	No of presidential imbizo, issues raised and resolved	No of provincial imbizo, issues raised and resolved	No of local raised
Waterberg	Yes	Yes	0	0	0
Mogalakwena	Yes	No	0	0	0
Moogpong	-	Yes	0	None	None
Belabela	-	No	24	24	3
Modimolle	No	No	0	None	None
Lephalale	Yes	Yes	2	2	2
Thabazimbi	Yes	Yes	0	None	None
Mopani	No	Yes	None	None	4,7,7
Giyani	Yes	Yes	None	2,13,6	1,17,6
Maruleng	None	None	None	1,50,25	4,60,10
Letaba	None	None	None	None	None
Tzaneen	None	None	None	None	None
Ba-Phalaborwa	None	None	None	None	2,3,3
Capricorn	Yes	None	None	1,3,3	2,4,4
Polokwane	N/A	None	None	None	2,8,7

	<i>Disaster management framework</i>	<i>Disaster management plans approved and resolved</i>	<i>No of presidential imbizo, issues raised and resolved</i>	<i>No of provincial imbizo, issues raised and resolved</i>	<i>No of local raised</i>
Blouberg	Yes	Yes	None	1,5,2	4,7,4
Aganang	Yes	Yes	None	None	100
Molemole	Yes	Yes	None	1,5,2	2, 2,2
Lepelle-Nkumpi	No	Yes	None	1,6,6	4,40,38
Sekhukhune	Yes	Yes	1	2	0
Makhuduthaga	No	Yes	1	4	0
Elias Motsoaledi	No	Yes	5,4,1	0	0
Tubatse	Yes	Yes	4,20,12	1, 6, 3	7, 15, 6
Fetakgomo	No	Yes	12	0	0
Ephraim Mogale	Yes	Yes	16,20,20	3,6, 6	2, 5, 5
Vhembe	Yes	Yes	0	-	4,4
Makhado	Yes	Yes	0	-	4,4
Mutale	N/A	Yes	0	10	10,4
Thulamela	-	Yes	0	-	4,4
Musina	Yes	Yes	0	-	10,4

Provincial Overview

- **Wards:** There are 512 established ward committees, 507 are functional and 5 are not functional. In 09/10 there were 513 wards and all were functional (Vhembe has 91 wards and 89 are functional, Mopani has 118 and 116 are functional and Waterberg has 74 wards and 73 are functional)
- **CDW:** The province has 477 deployed CDW's.
- **IGR Functionality:** IGR is not functional at Blouberg, Molemole, Mogalakwena, Mookgopong and Modimolle.
- **Councillors:** Of the 1147 elected councillors 516 are women
- **Disaster Management Framework:** All districts have disaster management framework

5. RECOMMENDATIONS

- Municipalities with high vacancy rate should expedite the filling of managerial posts in order to strengthen institutional stability. Although there was tremendous improvement on employment equity particularly female appointments in managerial positions, the focus should also be on people with disability. The non-filling of vacancies impacted largely on PMS implementation and as a result there is a need to strengthen support to municipalities. Support municipalities on the development of credible IDP'S and ensure that SDBIP'S are aligned to the IDP/Budget.
- There is a need to build capacity to municipalities under spending on MIG. This will ensure that capital projects are implemented and all basic services are achieved. The backlog for water, sanitation and refuse removal remains a huge challenge in the province.
- The route to clean audit 2014 remains a challenge if the current trend is maintained. Collaboration with all stakeholders; Treasury, SALGA and Auditor General is key towards operation clean audit. Dedicated focus is needed to support all municipalities which are ailing.
- All ward committee members should be capacitated in order to play a meaningful role in communities thereby ensuring enhanced public participations.

6. CONCLUSION

- The report has shown a decline in institutional development in the filling of top management posts as compared to the previous financial years especially in the filling of Municipal Managers and Chief Financial Officers.
- The challenge still remains with the cascading of PMS to all levels in municipalities.
- The Auditor-General report has shown that the state of municipality financial management has declined from 9 municipalities in 09/10 to 4 municipalities in 10/11 having received unqualified audits and improved from 11 qualified audit reports in 09/10 to 14 in 10/11. Disclaimers have been reduced from 9 in 09/10 to 8 in 10/11.
- Although there is a substantial compliance with regard to section 46 reports, the challenge largely remains with time-lines as prescribed in the legislation particularly section 129 (3) and 132 (1) & (2) of the MFMA.
- The department has taken initiatives to support Musina Local Municipality in order to turn things around. The appointment of an acting Municipal Manager is one of the key interventions after the department had conducted rapid assessment in the municipality.



**MEC FOR COOPERATIVE GOVERNANCE, HUMAN SETTLEMENT AND
 TRADITIONAL AFFAIRS
 HON CLIFFORD MOTSEPE**

29/09/12

DATE

89 LIMPOPO SECTION 47 REPORT 10/11FY

Printed by and obtainable from the Government Printer, Bosman Street, Private Bag X85, Pretoria, 0001. Tel: (012) 334-4507, 334-4511, 334-4509, 334-4515
 Also available at **The Provincial Administration: Limpopo Province**, Private Bag X9483, Office of the Premier, 26 Bodenstein Street, Pietersburg, 0699. Tel: (015) 291-3910
 Gedruk deur en verkrygbaar by die Staatsdrukker, Bosmanstraat, Privaat Sak X85, Pretoria, 0001. Tel: (012) 334-4507, 334-4511, 334-4509, 334-4515
 Ook verkrygbaar by **Die Provinsiale Administrasie: Limpopo Provinsie**, Privaat Sak X9483, Kantoor van die Premier, Bodensteinstraat 26, Pietersburg, 0699. Tel: (015) 291-3910