



LIMPOPO PROVINCE
LIMPOPO PROVINSIE
XIFUNDZANKULU XA LIMPOPO
PROFENSE YA LIMPOPO
VUNDU LA LIMPOPO
IPHROVINSI YELIMPOPO

**Provincial Gazette • Provinsiale Koerant • Gazete ya Xifundzankulu
Kuranta ya Profense • Gazethe ya Vundu**

*(Registered as a newspaper) • (As 'n nuusblad geregistreer) • (Yi rhijistariwile tanihi Nyuziphepha)
(E ngwadisits'we bjalo ka Kuranta) • (Yo redzhistariwa sa Nyusiphepha)*

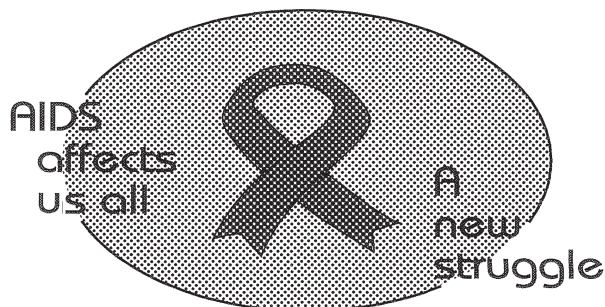
Vol. 25

POLOKWANE,
23 MARCH 2018
23 MAART 2018
23 NYENYANKULU 2018
23 MATŠHE 2018
23 THAFAMUHWWE 2018

No. 2891

PART 1 OF 3

We all have the power to prevent AIDS



**AIDS
HELPLINE**

0800 012 322

DEPARTMENT OF HEALTH

Prevention is the cure

N.B. The Government Printing Works will not be held responsible for the quality of "Hard Copies" or "Electronic Files" submitted for publication purposes

ISSN 1682-4563



9 771682 456003

02891

IMPORTANT NOTICE:

THE GOVERNMENT PRINTING WORKS WILL NOT BE HELD RESPONSIBLE FOR ANY ERRORS THAT MIGHT OCCUR DUE TO THE SUBMISSION OF INCOMPLETE / INCORRECT / ILLEGIBLE COPY.

No FUTURE QUERIES WILL BE HANDLED IN CONNECTION WITH THE ABOVE.

CONTENTS

	<i>Gazette</i>	<i>Page</i>
	<i>No.</i>	<i>No.</i>
GENERAL NOTICES • ALGEMENE KENNISGEWINGS		
15	Makhado Spatial Planning, Land Development and Land Use Management By-law, 2016: Portion of Farm Kutama No: 225-LS	2891 11
16	Town-planning and Townships Ordinance (15/1986): Erf 48, Warmbaths Township, Bela Bela	2891 11
16	Ordonnansie op Dorpsbeplanning en dorpe (15/1986): Erf 48, Warmbad Dorpsgebied, Bela Bela	2891 12
17	Makhado Spatial Planning and Landuse Management Bylaws, 2016: Portion 1 of Erf 663, Louis Trichardt.....	2891 12
17	Makhado Ruimtelike Beplanning en Grondgebruiksbeheer Verordening, 2016: Gedeelte 1 van Erf 663, Louis Trichardt	2891 12
18	Elias Motsoaledi Local Municipality SPLUMA By-Laws 2016: Erf 537, Groblersdal Extension 7.....	2891 13
18	Elias Motsoaledi Plaaslike Munisipaliteit SPLUMA By-Wette 2016: Erf 537, Groblersdal Uitbreiding 7	2891 13
PROCLAMATION • PROKLAMASIE		
15	Town-planning and Townships Ordinance (15/1986): Belabela Extension 8	2891 14
PROVINCIAL NOTICES • PROVINSIALE KENNISGEWINGS		
39	Land Title Adjustment Act (111/1993): Witfontein 1 JS, Tweefontein 154 JR and Toiskraal 6 JS in the district of Sekhukhune Limpopo Province (designated land)	2891 17
40	Makhado Local Municipality Tribunal: Portion 2 and 3 of Erf 1754, Makhado-A Township.....	2891 19
41	Limpopo Environmental Management Act (7/2003): Open season to hunt game	2891 21
42	Spatial Planning and Land Use Management Act (16/2013): Notification of Land Development Application in terms of section 93 (1)(a) of the Act	2891 29
43	Limpopo Adjustments Appropriation Act (4/2017): 2017/18 Financial year.....	2891 30
43	Limpopo Aansuiwerings Begrotingswet (4/2017): 2017/18 Finansiële Jaar.....	2891 37
44	Limpopo Treasury: Limpopo 2018/19 Gazettes for Transfers of funds to Schools Hospitals, Entities and Municipalities	2891 63
LOCAL AUTHORITY NOTICES • PLAASLIKE OWERHEIDS KENNISGEWINGS		
32	Town-planning and Townships Ordinance (15/1986)re: Remaining Extent of Erf 1684, Pietersburg Ext 6	2891 284
32	Ordonnansie op Dorpsbeplanning en Dorpe (15/1986): Restant van Erf 1684, Pietersburg-uitbreiding 6.....	2891 284

Closing times for **ORDINARY WEEKLY** **2018** **LIMPOPO PROVINCIAL GAZETTE**

The closing time is 15:00 sharp on the following days:

- **28 December 2017**, Thursday for the issue of Friday **05 January 2018**
- **05 January**, Friday for the issue of Friday **12 January 2018**
- **12 January**, Friday for the issue of Friday **19 January 2018**
- **19 January**, Friday for the issue of Friday **26 January 2018**
- **26 January**, Friday for the issue of Friday **02 February 2018**
- **02 February**, Friday for the issue of Friday **09 February 2018**
- **09 February**, Friday for the issue of Friday **16 February 2018**
- **16 February**, Friday for the issue of Friday **23 February 2018**
- **23 February**, Friday for the issue of Friday **02 March 2018**
- **02 March**, Friday for the issue of Friday **09 March 2018**
- **09 March**, Friday for the issue of Friday **16 March 2018**
- **15 March**, Thursday for the issue of Friday **23 March 2018**
- **23 March**, Friday for the issue of Friday **30 March 2018**
- **28 March**, Wednesday for the issue of Friday **06 April 2018**
- **06 April**, Friday for the issue of Friday **13 April 2018**
- **13 April**, Friday for the issue of Friday **20 April 2018**
- **20 April**, Friday for the issue of Friday **27 April 2018**
- **25 April**, Wednesday for the issue of Friday **04 May 2018**
- **04 May**, Friday for the issue of Friday **11 May 2018**
- **11 May**, Friday for the issue of Friday **18 May 2018**
- **18 May**, Friday for the issue of Friday **25 May 2018**
- **25 May**, Friday for the issue of Friday **01 June 2018**
- **01 June**, Friday for the issue of Friday **08 June 2018**
- **08 June**, Friday for the issue of Friday **15 June 2018**
- **15 June**, Thursday for the issue of Friday **22 June 2018**
- **22 June**, Friday for the issue of Friday **29 June 2018**
- **29 June**, Friday for the issue of Friday **06 July 2018**
- **06 July**, Friday for the issue of Friday **13 July 2018**
- **13 July**, Friday for the issue of Friday **20 July 2018**
- **20 July**, Friday for the issue of Friday **27 July 2018**
- **27 July**, Friday for the issue of Friday **03 August 2018**
- **02 August**, Thursday, for the issue of Friday **10 August 2018**
- **10 August**, Friday for the issue of Friday **17 August 2018**
- **17 August**, Friday for the issue of Friday **24 August 2018**
- **24 August**, Friday for the issue of Friday **31 August 2018**
- **31 August**, Friday for the issue of Friday **07 September 2018**
- **07 September**, Friday for the issue of Friday **14 September 2018**
- **14 September**, Friday for the issue of Friday **21 September 2018**
- **20 September**, Thursday for the issue of Friday **28 September 2018**
- **28 September**, Friday for the issue of Friday **05 October 2018**
- **05 October**, Friday for the issue of Friday **12 October 2018**
- **12 October**, Friday for the issue of Friday **19 October 2018**
- **19 October**, Friday for the issue of Friday **26 October 2018**
- **26 October**, Friday for the issue of Friday **02 November 2018**
- **02 November**, Friday for the issue of Friday **09 November 2018**
- **09 November**, Friday for the issue of Friday **16 November 2018**
- **16 November**, Friday for the issue of Friday **23 November 2018**
- **23 November**, Friday for the issue of Friday **30 November 2018**
- **30 November**, Friday for the issue of Friday **07 December 2018**
- **07 December**, Friday for the issue of Friday **14 December 2018**
- **13 December**, Thursday, for the issue of Friday **21 December 2018**
- **19 December**, Wednesday for the issue of Friday **28 December 2018**

LIST OF TARIFF RATES

FOR PUBLICATION OF NOTICES

COMMENCEMENT: 1 APRIL 2016

NATIONAL AND PROVINCIAL

Notice sizes for National, Provincial & Tender gazettes 1/4, 2/4, 3/4, 4/4 per page. Notices submitted will be charged at R1000 per full page, pro-rated based on the above categories.

Pricing for National, Provincial - Variable Priced Notices		
Notice Type	Page Space	New Price (R)
Ordinary National, Provincial	1/4 - Quarter Page	250.00
Ordinary National, Provincial	2/4 - Half Page	500.00
Ordinary National, Provincial	3/4 - Three Quarter Page	750.00
Ordinary National, Provincial	4/4 - Full Page	1000.00

EXTRA-ORDINARY

All Extra-ordinary National and Provincial gazette notices are non-standard notices and attract a variable price based on the number of pages submitted.

The pricing structure for National and Provincial notices which are submitted as **Extra ordinary submissions** will be charged at **R3000** per page.

GOVERNMENT PRINTING WORKS - BUSINESS RULES

The **Government Printing Works (GPW)** has established rules for submitting notices in line with its electronic notice processing system, which requires the use of electronic *Adobe Forms*. Please ensure that you adhere to these guidelines when completing and submitting your notice submission.

CLOSING TIMES FOR ACCEPTANCE OF NOTICES

1. The *Government Gazette* and *Government Tender Bulletin* are weekly publications that are published on Fridays and the closing time for the acceptance of notices is strictly applied according to the scheduled time for each gazette.
2. Please refer to the Submission Notice Deadline schedule in the table below. This schedule is also published online on the Government Printing works website www.gpwonline.co.za

All re-submissions will be subject to the standard cut-off times.

All notices received after the closing time will be rejected.

Government Gazette Type	Publication Frequency	Publication Date	Submission Deadline	Cancellations Deadline
National Gazette	Weekly	Friday	Friday 15h00 for next Friday	Tuesday, 15h00 - 3 days prior to publication
Regulation Gazette	Weekly	Friday	Friday 15h00, to be published the following Friday	Tuesday, 15h00 - 3 days prior to publication
Petrol Price Gazette	As required	First Wednesday of the month	One week before publication	3 days prior to publication
Road Carrier Permits	Weekly	Friday	Thursday 15h00, to be published the following Friday	3 days prior to publication
Unclaimed Monies (justice, labour or lawyers)	January / As required 2 per year	Any	15 January / As required	3 days prior to publication
Parliament (acts, white paper, green paper)	As required	Any		3 days prior to publication
Manuals	As required	Any	None	None
State of Budget (National Treasury)	Monthly	Any	7 days prior to publication	3 days prior to publication
Legal Gazettes A, B and C	Weekly	Friday	One week before publication	Tuesday, 15h00 - 3 days prior to publication
Tender Bulletin	Weekly	Friday	Friday 15h00 for next Friday	Tuesday, 15h00 - 3 days prior to publication
Gauteng	Weekly	Wednesday	Two weeks before publication	3 days after submission deadline
Eastern Cape	Weekly	Monday	One week before publication	3 days prior to publication
Northern Cape	Weekly	Monday	One week before publication	3 days prior to publication
North West	Weekly	Tuesday	One week before publication	3 days prior to publication
KwaZulu-Natal	Weekly	Thursday	One week before publication	3 days prior to publication
Limpopo	Weekly	Friday	One week before publication	3 days prior to publication
Mpumalanga	Weekly	Friday	One week before publication	3 days prior to publication
Gauteng Liquor License Gazette	Monthly	Wednesday before the First Friday of the month	Two weeks before publication	3 days after submission deadline
Northern Cape Liquor License Gazette	Monthly	First Friday of the month	Two weeks before publication	3 days after submission deadline
National Liquor License Gazette	Monthly	First Friday of the month	Two weeks before publication	3 days after submission deadline
Mpumalanga Liquor License Gazette	2 per month	Second & Fourth Friday	One week before	3 days prior to publication

GOVERNMENT PRINTING WORKS - BUSINESS RULES**EXTRAORDINARY GAZETTES**

3. *Extraordinary Gazettes* can have only one publication date. If multiple publications of an *Extraordinary Gazette* are required, a separate Z95/Z95Prov *Adobe* Forms for each publication date must be submitted.

NOTICE SUBMISSION PROCESS

4. Download the latest *Adobe* form, for the relevant notice to be placed, from the **Government Printing Works** website www.gpwonline.co.za.
5. The *Adobe* form needs to be completed electronically using *Adobe Acrobat / Acrobat Reader*. Only electronically completed *Adobe* forms will be accepted. No printed, handwritten and/or scanned *Adobe* forms will be accepted.
6. The completed electronic *Adobe* form has to be submitted via email to submit.egazette@gpw.gov.za. The form needs to be submitted in its original electronic *Adobe* format to enable the system to extract the completed information from the form for placement in the publication.
7. Every notice submitted **must** be accompanied by an official **GPW** quotation. This must be obtained from the *eGazette* Contact Centre.
8. Each notice submission should be sent as a single email. The email **must** contain **all documentation relating to a particular notice submission**.
 - 8.1. Each of the following documents must be attached to the email as a separate attachment:
 - 8.1.1. An electronically completed *Adobe* form, specific to the type of notice that is to be placed.
 - 8.1.1.1. For *National Government Gazette* or *Provincial Gazette* notices, the notices must be accompanied by an electronic Z95 or Z95Prov *Adobe* form
 - 8.1.1.2. The notice content (body copy) **MUST** be a separate attachment.
 - 8.1.2. A copy of the official **Government Printing Works** quotation you received for your notice .
(Please see *Quotation* section below for further details)
 - 8.1.3. A valid and legible Proof of Payment / Purchase Order: **Government Printing Works** account customer must include a copy of their Purchase Order. **Non-Government Printing Works** account customer needs to submit the proof of payment for the notice
 - 8.1.4. Where separate notice content is applicable (Z95, Z95 Prov and TForm 3, it should **also** be attached as a separate attachment. (Please see the *Copy Section* below, for the specifications).
 - 8.1.5. Any additional notice information if applicable.
9. The electronic *Adobe* form will be taken as the primary source for the notice information to be published. Instructions that are on the email body or covering letter that contradicts the notice form content will not be considered. The information submitted on the electronic *Adobe* form will be published as-is.
10. To avoid duplicated publication of the same notice and double billing, Please submit your notice **ONLY ONCE**.
11. Notices brought to **GPW** by "walk-in" customers on electronic media can only be submitted in *Adobe* electronic form format. All "walk-in" customers with notices that are not on electronic *Adobe* forms will be routed to the Contact Centre where they will be assisted to complete the forms in the required format.
12. Should a customer submit a bulk submission of hard copy notices delivered by a messenger on behalf of any organisation e.g. newspaper publisher, the messenger will be referred back to the sender as the submission does not adhere to the submission rules.

GOVERNMENT PRINTING WORKS - BUSINESS RULES**QUOTATIONS**

13. Quotations are valid until the next tariff change.
 - 13.1. **Take note:** GPW's annual tariff increase takes place on **1 April** therefore any quotations issued, accepted and submitted for publication up to **31 March** will keep the old tariff. For notices to be published from 1 April, a quotation must be obtained from **GPW** with the new tariffs. Where a tariff increase is implemented during the year, **GPW** endeavours to provide customers with 30 days' notice of such changes.
14. Each quotation has a unique number.
15. Form Content notices must be emailed to the *eGazette* Contact Centre for a quotation.
 - 15.1. The *Adobe* form supplied is uploaded by the Contact Centre Agent and the system automatically calculates the cost of your notice based on the layout/format of the content supplied.
 - 15.2. It is critical that these *Adobe* Forms are completed correctly and adhere to the guidelines as stipulated by **GPW**.
16. **APPLICABLE ONLY TO GPW ACCOUNT HOLDERS:**
 - 16.1. **GPW** Account Customers must provide a valid **GPW** account number to obtain a quotation.
 - 16.2. Accounts for **GPW** account customers **must** be active with sufficient credit to transact with **GPW** to submit notices.
 - 16.2.1. If you are unsure about or need to resolve the status of your account, please contact the **GPW** Finance Department prior to submitting your notices. (If the account status is not resolved prior to submission of your notice, the notice will be failed during the process).
17. **APPLICABLE ONLY TO CASH CUSTOMERS:**
 - 17.1. Cash customers doing **bulk payments** must use a **single email address** in order to use the **same proof of payment** for submitting multiple notices.
18. The responsibility lies with you, the customer, to ensure that the payment made for your notice(s) to be published is sufficient to cover the cost of the notice(s).
19. Each quotation will be associated with one proof of payment / purchase order / cash receipt.
 - 19.1. This means that **the quotation number can only be used once to make a payment.**

GOVERNMENT PRINTING WORKS - BUSINESS RULES**COPY (SEPARATE NOTICE CONTENT DOCUMENT)**

20. Where the copy is part of a separate attachment document for Z95, Z95Prov and TForm03

20.1. Copy of notices must be supplied in a separate document and may not constitute part of any covering letter, purchase order, proof of payment or other attached documents.

The content document should contain only one notice. (You may include the different translations of the same notice in the same document).

20.2. The notice should be set on an A4 page, with margins and fonts set as follows:

Page size = A4 Portrait with page margins: Top = 40mm, LH/RH = 16mm, Bottom = 40mm;
Use font size: Arial or Helvetica 10pt with 11pt line spacing;

Page size = A4 Landscape with page margins: Top = 16mm, LH/RH = 40mm, Bottom = 16mm;
Use font size: Arial or Helvetica 10pt with 11pt line spacing;

CANCELLATIONS

21. Cancellation of notice submissions are accepted by **GPW** according to the deadlines stated in the table above in point 2. Non-compliance to these deadlines will result in your request being failed. Please pay special attention to the different deadlines for each gazette. Please note that any notices cancelled after the cancellation deadline will be published and charged at full cost.

22. Requests for cancellation must be sent by the original sender of the notice and must be accompanied by the relevant notice reference number (N-) in the email body.

AMENDMENTS TO NOTICES

23. With effect from 01 October 2015, **GPW** will not longer accept amendments to notices. The cancellation process will need to be followed according to the deadline and a new notice submitted thereafter for the next available publication date.

REJECTIONS

24. All notices not meeting the submission rules will be rejected to the customer to be corrected and resubmitted. Assistance will be available through the Contact Centre should help be required when completing the forms. (012-748 6200 or email info.egazette@gpw.gov.za). Reasons for rejections include the following:

24.1. Incorrectly completed forms and notices submitted in the wrong format, will be rejected.

24.2. Any notice submissions not on the correct *Adobe* electronic form, will be rejected.

24.3. Any notice submissions not accompanied by the proof of payment / purchase order will be rejected and the notice will not be processed.

24.4. Any submissions or re-submissions that miss the submission cut-off times will be rejected to the customer. The Notice needs to be re-submitted with a new publication date.

GOVERNMENT PRINTING WORKS - BUSINESS RULES**APPROVAL OF NOTICES**

25. Any notices other than legal notices are subject to the approval of the Government Printer, who may refuse acceptance or further publication of any notice.
26. No amendments will be accepted in respect to separate notice content that was sent with a Z95 or Z95Prov notice submissions. The copy of notice in layout format (previously known as proof-out) is only provided where requested, for Advertiser to see the notice in final Gazette layout. Should they find that the information submitted was incorrect, they should request for a notice cancellation and resubmit the corrected notice, subject to standard submission deadlines. The cancellation is also subject to the stages in the publishing process, i.e. If cancellation is received when production (printing process) has commenced, then the notice cannot be cancelled.

GOVERNMENT PRINTER INDEMNIFIED AGAINST LIABILITY

27. The Government Printer will assume no liability in respect of—
 - 27.1. any delay in the publication of a notice or publication of such notice on any date other than that stipulated by the advertiser;
 - 27.2. erroneous classification of a notice, or the placement of such notice in any section or under any heading other than the section or heading stipulated by the advertiser;
 - 27.3. any editing, revision, omission, typographical errors or errors resulting from faint or indistinct copy.

LIABILITY OF ADVERTISER

28. Advertisers will be held liable for any compensation and costs arising from any action which may be instituted against the Government Printer in consequence of the publication of any notice.

CUSTOMER INQUIRIES

Many of our customers request immediate feedback/confirmation of notice placement in the gazette from our Contact Centre once they have submitted their notice – While **GPW** deems it one of their highest priorities and responsibilities to provide customers with this requested feedback and the best service at all times, we are only able to do so once we have started processing your notice submission.

GPW has a 2-working day turnaround time for processing notices received according to the business rules and deadline submissions.

Please keep this in mind when making inquiries about your notice submission at the Contact Centre.

29. Requests for information, quotations and inquiries must be sent to the Contact Centre **ONLY**.
30. Requests for Quotations (RFQs) should be received by the Contact Centre at least **2 working days** before the submission deadline for that specific publication.

GOVERNMENT PRINTING WORKS - BUSINESS RULES

PAYMENT OF COST

31. The Request for Quotation for placement of the notice should be sent to the Gazette Contact Centre as indicated above, prior to submission of notice for advertising.
32. Payment should then be made, or Purchase Order prepared based on the received quotation, prior to the submission of the notice for advertising as these documents i.e. proof of payment or Purchase order will be required as part of the notice submission, as indicated earlier.
33. Every proof of payment must have a valid **GPW** quotation number as a reference on the proof of payment document.
34. Where there is any doubt about the cost of publication of a notice, and in the case of copy, an enquiry, accompanied by the relevant copy, should be addressed to the Gazette Contact Centre, **Government Printing Works**, Private Bag X85, Pretoria, 0001 email: info.egazette@gpw.gov.za before publication.
35. Overpayment resulting from miscalculation on the part of the advertiser of the cost of publication of a notice will not be refunded, unless the advertiser furnishes adequate reasons why such miscalculation occurred. In the event of underpayments, the difference will be recovered from the advertiser, and future notice(s) will not be published until such time as the full cost of such publication has been duly paid in cash or electronic funds transfer into the **Government Printing Works** banking account.
36. In the event of a notice being cancelled, a refund will be made only if no cost regarding the placing of the notice has been incurred by the **Government Printing Works**.
37. The **Government Printing Works** reserves the right to levy an additional charge in cases where notices, the cost of which has been calculated in accordance with the List of Fixed Tariff Rates, are subsequently found to be excessively lengthy or to contain overmuch or complicated tabulation.

PROOF OF PUBLICATION

38. Copies of any of the *Government Gazette* or *Provincial Gazette* can be downloaded from the **Government Printing Works** website www.gpwonline.co.za free of charge, should a proof of publication be required.
39. Printed copies may be ordered from the Publications department at the ruling price. The **Government Printing Works** will assume no liability for any failure to post or for any delay in despatching of such *Government Gazette*(s).

GOVERNMENT PRINTING WORKS CONTACT INFORMATION

Physical Address:

Government Printing Works
149 Bosman Street
Pretoria

Postal Address:

Private Bag X85
Pretoria
0001

GPW Banking Details:

Bank: ABSA Bosman Street
Account No.: 405 7114 016
Branch Code: 632-005

For Gazette and Notice submissions: Gazette Submissions:

For queries and quotations, contact: Gazette Contact Centre:

E-mail: submit.egazette@gpw.gov.za

E-mail: info.egazette@gpw.gov.za

Tel: 012-748 6200

Contact person for subscribers: Mrs M. Toka:

E-mail: subscriptions@gpw.gov.za

Tel: 012-748-6066 / 6060 / 6058

Fax: 012-323-9574

GENERAL NOTICES • ALGEMENE KENNISGEWINGS

NOTICE 15 OF 2018

MAKHADO LOCAL MUNICIPALITY APPLICATION FOR OBTAINING LAND USE RIGHTS

We Ndangano Gis & Project Managers cc have lodged simultaneous Rezoning and subdivision application in terms of (A). section (63)(1) of the Makhado Local Municipality Spatial Planning, Land Development and Land Use Management By-law, 2016 and Makhado Land-Use Scheme, 2009 (B). Section 66(2)(a) of of Makhado Spatial Planning, Land Development and Land Use Management By-Law, 2016 and Makhado Land-Use Scheme, 2009 for obtaining land use rights from "Agriculture" to "Business 1" for the purpose of shopping mall on portion of Farm Kutama No: 225-LS. Particulars of the application are available for inspection at the office of the Director, Municipal secretariat, 1st floor, civic centre, 83 Krogh Street, Louis Trichardt, 0920 for a period of 30 days from the 16 of March 2018 and any objection or representation pertaining to the land development application must be submitted in writing to the Municipal Manager, Local Municipality of Makhado, Private Bag x2596, Louis Trichardt, 0920 before the expiry of the 30 day period or to the offices of the Makhado Local Municipality during office hours from (08h00 to 16h30) **Address of the applicant:** Ndangano Gis & Project Managers cc, P.O. Box 11742. Vorna Valley, Midrand 1686, 0768101174, funanit@ndangano.co.za

MASIPALA WAPO WA MAKHADO NDIVHADZO YA KHUMBELO YA THENDELO YA U SHANDUKISA KUSHUMISELE KWA MAVU

Rine vha ha Ndangano Gis & Project Managers cc Ro ita khumbelo ya u shandukisa kushumisele kwa mavu na khethekanyo ya mavu uya nga khethekanyo ya (63)(1) ya Masipala wa Makhado Spatial Planning, Land Development na Land Use Management By-law, 2016 na Makhado Land-Use Scheme, 2009 (B). khethekanyo ya 66(2)(a) of of Makhado Spatial Planning, Land Development and Land Use Management By-Law, 2016 and Makhado Land-Use Scheme, 2009 ya u wana thendelo ya u shandukisa fhethu he havha hu vhulimi uya kha zwa mabindu a mavhengele kha tshipida tsha bulege ya Kutama 225-LS. Vhane vha takalela u vhala nga ha khumbelo iyi na manwala a yelanaho nayo, vha nga a wana ofisini ya minidzhere muhulwane: waku dzudzanyele na mvelaphanda, kha luta lwa u thoma kha masipala wa Makhado kha diresi ino 83 Krogh Street, Limpopo, Louis Trichardt, 0920 lwa tshifinga tshi edanaho maduvha a Furaru (30) u bva nga dzi 16 Thafamuhwe 2018. Vhane vha vha na mbilaelo malugana na iyi khumbelo vha nwalele minidzhere wa masipala wa Makhado kha diresi l tevhelaho: Private Bag x2596, Louis Trichardt, 0920, kana vha ise ofisini ya Mvelaphanda nga tshifinga tsha mushumo vhukati ha 08h00 na 16h30. Mbilaelo dzi do tangedziwa lwa maduvha a fumbiliraru (30) ubva 01 Thafamuhwe 2018. **Diresi ya dzhendedzi lire mulayoni malugana na iyi khumbelo:** Ndangano Gis & Project Managers cc, P.O. Box 11742. Vorna Valley, Midrand 1686, 0768101174, funanit@ndangano.co.za

16-23

NOTICE 16 OF 2018

BELA BELA AMENDMENT SCHEME 111/08

NOTICE OF APPLICATION FOR AMENDMENT OF THE LAND USE SCHEME

We, Geo Projects, authorised agents of the owner of erf 48, Warmbaths Township, Bela Bela hereby give notice in terms of section 56 (1) (b) (i) of the Town Planning and Townships Ordinance, 1986 (Ordinance No 15 of 1986) read together with the SPLUMA 2013 act and by-laws, that we have applied to the Bela Bela Municipality for the amendment of the Town Planning Scheme, known as the Bela Bela Land Use Scheme, 2008, by the amendment of the zoning of the property from Residential 1 to Special for purposes of consulting rooms, offices and ancillary uses as describe in annexure 203. Particulars of the application will lie for inspection during normal office hours at the office of the Municipal Manager, Municipal Offices, Bela Bela, for a period of 28 days from 16 March 2018.

Objections to or presentations in respect of the application must be lodged with or made in writing to: The Municipal Manager at the above address or Private Bag X 1609, Bela Bela, 0480, within a period of 28 days from 16 March 2018
Address: P.O. Box 919, Bela Bela, 0480, Tel: 0828817252

16-23

KENNISGEWING 16 VAN 2018**BELA BELA WYSIGINGSKEMA 111/08****KENNISGEWING VAN AANSOEK OM WYSIGING VAN DIE GRONDGEBRUIKSKEMA**

Ons, Geo Projects, synde die gemagtigde agente van die eienaar van erf 48, Warmbad Dorpsgebied, Bela Bela, gee hiermee ingevolge artikel 56 (1) (b) (i) van die Ordonnansie op Dorpsbeplanning en dorpe, (Ordonnansie 15 van 1986), saamgelees met die SPLUMA 2013 wet en verordeninge, kennis dat ons by die Bela Bela Munisipaliteit aansoek gedoen het om die wysiging van die dorpsbeplanningskema, bekend as die Bela Bela Grondgebruikskema, 2008, deur die sonering van die eiendom hierbo beskryf, te wysig vanaf Residentieel 1 na Spesiaal vir doeleindes van konsultasiekamers, kantore en verwante gebruike soos uiteengesit in Bylaag 203. Besonderhede van die aansoek lê ter insae gedurende gewone kantoorure by die kantoor van die Munisipale Bestuurder, Munisipale Kantore, Bela Bela, vir 'n tydperk van 28 dae vanaf 16 Maart 2018

Besware teen of versoë ten opsigte van die aansoek moet binne 'n tydperk van 28 dae vanaf 16 Maart 2018 skriftelik by of tot die Munisipale Bestuurder by bovermelde adres of by Privaatsak X 1609, Bela Bela, 0480, ingedien of gerig word. **Adres: Posbus 919, Bela Bela, 0480, Tel: 0828817252**

16-23

NOTICE 17 OF 2018

**MAKHADO MUNICIPALITY
SPATIAL PLANNING AND LAND USE MANAGEMENT BY-LAW 2016
AMENDMENT SCHEME 282**

I, Floris Jacques du Toit, being the authorized agent of the owner, of Portion 1 of Erf 663 Louis Trichardt, hereby give notice in terms of Section 63 of the Makhado Spatial Planning and Landuse Management Bylaws, 2016, that I have applied to the Makhado Municipality for the amendment of the Makhado Land Use Scheme 2009, the Scheme in operation, by the rezoning of the property described above, situated at 57 Burger Street, Louis Trichardt, from "Residential 1" to "Industrial 1" to utilize the land for the storage of vehicles.

Particulars of the application will lie for inspection during normal office hours at the office of the Director, Development Planning, Office E010 or Town Planning Office, Room E023, 83 Krogh Street, Makhado for the period of 28 days from 16 March 2018, being the date of first publication of this notice.

Objections to or representations in respect of the application must be lodged with or made in writing, and hand delivered to the above mentioned offices, or posted to the Director Development Planning, Makhado Municipality, Private Bag X2596, Makhado, 0920, to reach her within a period of 30 days from 16 March 2017 (date of first publication of this notice).

Any person who cannot write may, during office hours and within the objection period visit the Planning Section, Room E010 where a staff member shall assist with the transcription with any objection or representation.

Contact details of responsible official: Dakalo Sinthumule Telephone no 015-519 3170.

Address of agent: Jacques du Toit & Associates, 3 Windsor Street, PO Box 754, Tzaneen, 0850 Telephone no 015-307 3710.

16-23

KENNISGEWING 17 VAN 2018

**MAKHADO MUNISIPALITEIT
RUIMTELIKE BEPLANNING EN GRONDGEBRUIKSBEHEER VERORDENING, 2016
WYSIGINGSKEMA 282**

Ek, Floris Jacques du Toit, synde die gemagtigde agent van die eienaar, van Gedeelte 1 van Erf 663 Louis Trichardt, gee hiermee kennis ingevolge Artikel 63 van die Makhado Ruimtelike Beplanning en Grondgebruiksbeheer Verordening, 2016 dat ek aansoek gedoen het vir die wysiging van die Makhado Grondgebruikskema, 2009, die skema in werking, deur die hersonering van die eiendom hierbo beskryf, geleë te Burgerstraat 57, Louis Trichardt van "Residensieel 1" na "Industrieel 1" vir die doel om voertuie te stoor.

Besonderhede van die aansoek lê ter insae gedurende gewone kantoorure by die kantoor van die Direkteur, Ontwikkelingsbeplanning Kamer E010, of die Stadsbeplanningskantore, Kamer E023, Kroghstraat 83, Makhado, vir 'n periode van 28 dae vanaf 16 Maart 2018, synde die datum van eerste publikasie van hierdie kennisgewing.

Besware of versoë ten opsigte van die aansoek moet skriftelik ingedien word en per hand afgelewer word by die voormelde kantore of gepos word aan die Direkteur Ontwikkelingsbeplanning, Makhado Munisipaliteit, Privaatsak X2596, Makhado, 0920 om haar te bereik binne 30 dae vanaf 16 Maart 2018 (datum van eerste plasing van hierdie kennisgewing).

Enige persoon wat nie kan skryf nie kan, gedurende kantoorure die Beplanningsafdeling, Kamer E010 besoek waar 'n personeellid, behulpsaam sal wees met die verwoording van enige beswaar of versoë.

Kontakbesonderhede van verantwoordelike amptenaar: Dakalo Sinthumule Telefoon no 015-519 3170.

Adres van agent: Jacques du Toit & Medewerkers, Windsorstraat 3, Posbus 754, Tzaneen, 0850 Telefoon no 015-307 3710.

16-23

NOTICE 18 OF 2018**GROBLERSDAL AMENDMENT SCHEME 01/2018**

NOTICE OF APPLICATION FOR AMENDMENT OF A TOWN-PLANNING SCHEME IN TERMS OF SECTION 62 & 92(2)(a) OF THE ELIAS MOTSOLEDI MUNICIPALITY SPLUMA BY-LAWS 2016

I, Willem Johannes Jacobsz of Omniplan CC Town Planners, being the authorised agent of the registered owner of Erf 537 Groblersdal Extension 7 hereby give notice in terms of Section 62 & 92(2)(a) of the Elias Motsoaledi Local Municipality SPLUMA By-Laws 2016, that I have applied to the Elias Motsoaledi Local Municipality for the amendment of the town-planning scheme known as the Greater Groblersdal Town Planning Scheme, 2006 by the rezoning of the property described above, situated in Konstabel Street, Groblersdal from "Residential 1" to "Business 4". Particulars of the application will lie for inspection during normal office hours at the office of the Municipal Manager, Civic Centre, Grobler Avenue, Groblersdal for a period of 30 days from 16 March 2018 (the date of the first publication of the notice). Objections to or representations in respect of the application must be lodged with or made in writing to the Municipal Manager at the above address or be delivered to the Development Planning Department before 16 April 2018, by quoting the above-mentioned heading, the objector's interest in the matter, the ground(s) of the objection/representation, the objector's property description, phone numbers and address. A person who cannot write may during office hours visit the abovementioned Municipality requesting assistance to transcribe his/her objections, comments or representations. Contact person: Mr. W. Phala (013 262 3056)

Address of Agent: Omniplan Town Planners, P.O. Box 2071, TZANEEN, 0850. Tel. 015 307 1041. Ref. J162

16-23

KENNISGEWING 18 VAN 2018**GROBLERSDAL WYSIGINGSKEMA 01/2018**

KENNISGEWING VAN AANSOEK OM WYSIGING VAN 'N DORPSBEPLANNINGSKEMA INGEVOLGE ARTIKEL 62 & 92(2)(a) VAN DIE ELIAS MOTSOLEDI MUNISIPALITEIT SPLUMA BY-WETTE, 2016.

Ek, Willem Johannes Jacobsz van Omniplan CC Stadsbeplanners, synde die gemagtigde agent van die geregistreerde eienaar van Erf 537 Groblersdal Uitbreiding 7 gee hiermee ingevolge Artikel 62 & 92(2)(a) van die Elias Motsoaledi Plaaslike Munisipaliteit SPLUMA By-Wette 2016, kennis dat ek by die Elias Motsoaledi Plaaslike Munisipaliteit aansoek gedoen het vir die wysiging van die Dorpsbeplanningskema bekend as die Groter Groblersdal Dorpsbeplanningskema, 2006 deur die hersonering van Erf 537 Tzaneen Uitbreiding 7, geleë te Konstabel Straat Groblersdal, vanaf "Residensieel 1" na "Besigheid 4". Besonderhede van die aansoek lê ter insae gedurende gewone kantoorure by die kantoor van die Munisipale Bestuurder, Burgersentrum, Grobler Laan, Groblersdal vir 'n tydperk van 30 dae vanaf 16 Maart 2018 (die datum van eerste publikasie van hierdie kennisgewing). Besware teen of verhoë ten opsigte van die aansoeke moet skriftelik voor 16 April 2018 gerig word aan die Munisipale Bestuurder by bovermelde adres of afgelewer word by die Departement: Ontwikkelings Beplanning deur die verwysing na bostaande opskrif, die beswaarmaker se belang in die saak, die gronde/redes vir die beswaar, die beswaarmaker se eiendomsbeskrywing, telefoonnommer en adres. Enige persoon wat nie kan skryf nie mag gedurende kantoorure die bovermelde Munisipaliteit besoek en hulp versoek om sy/haar besware, kommentare of voorstelle op skrif te stel. Kontak persoon: Mnr. W Phala (013 262 3056)

Adres van Agent: Omniplan CC, Posbus 2071, Tzaneen, 0850, Tel. 015 307 1041. Verw. J162

16-23

PROCLAMATION • PROKLAMASIE

PROCLAMATION 15 OF 2018

CONDITIONS OF ESTABLISHMENT

STATEMENT OF CONDITIONS UNDER WHICH THE APPLICATION MADE BY BELA BELA LOCAL MUNICIPALITY (HEREINAFTER REFERRED TO AS "THE APPLICANT") IN TERMS OF THE PROVISIONS OF CHAPTER IV OF THE TOWN-PLANNING AND TOWNSHIP ORDINANCE 15 OF 1986, FOR PERMISSION TO ESTABLISH A TOWNSHIP ON PROPERTY KNOWN AS:

PORTION 4 OF THE FARM BELABELA NO 647, REGISTRATION DIVISION K.R, and LIMPOPO PROVINCE, HAS BEEN GRANTED

1. CONDITIONS TO BE COMPLIED WITH PRIOR TO THE DECLARATION OF THE TOWNSHIP IN TERMS OF THE PROVISIONS OF SECTION 110 OF THE TOWNSHIP PLANNING AND TOWNSHIPS ORDINANCE, 1986 (ORDINANCE 15 OF 1986).

1.1 MINERAL RIGHTS

The Township Applicant shall procure the consent of the State, being the holder of the rights to minerals in respect of the land on which the township will be developed.

1.2 GENERAL

(a) The Township Applicant shall immediately after approval of the township take the necessary steps to prepare the Amendment Scheme in accordance with the requirements of the BELABELA Land Use Scheme, 2008, as amended, and shall simultaneously with proclamation of the township as an approved township, take the necessary steps to have the Town Planning Scheme amended by including the township therein.

(b) The Township Applicant shall comply with the provisions of Section 110 of the Town Planning and Townships Ordinance, 1986.

2. CONDITIONS OF ESTABLISHMENT

2.1 NAME

The name of the Township shall be **BELABELA EXTENSION 8**

2.2 TOWNSHIP LAYOUT/DESIGN

The township shall consist of erven and streets as indicated on the General Plan No. 10557/2006

2.3 PROVISION OF ENGINEERING SERVICES

All engineering services provisions to the township shall take place in terms of the provisions of Chapter V of the Town-planning and Townships Ordinance, 1986 (Ordinance 15 of 1986) and also according to the municipal council decision.

2.4 DISPOSAL OF EXISTING CONDITIONS OF TITLE

All ervens shall be made subject to existing conditions and servitudes if any, including the reservation of rights to minerals and real rights, but excluding the following conditions which are not to be transferred to the individual ervens in the township due to their location:

2.4.1 An order of the Supreme Court of the Transvaal dated the 14th November 1905 confirming certain Arbitrator's Award dated the 2nd of June 1905, a certified copy of which Arbitrator's Award and General Plan therein referred to marked "A" and "B" respectively are annexed to Deeds of Transfer Nos. T8961/1916 and T 8962/1916

2.4.2 Die voormalige Gedeelte 82 van die gemelde plaas Buiskop 464-KR, aangetoon op die aangehegte kaart deur die figuur xx b¹ a¹ yy xx is onderwerpe

Kragtens Notariele Akte K1876/1974-S gedateer 23 April 1974 is die hierinvermelde eiendom onderworpe aan beperkings met betrekking tot die oprigting van geboue en hoogte van bome ten gunste van Eskom soos meer volledig sal blyk uit gemelde notariele akte die gebied waarvan op die aangehegte kaart aangetoon word deur die figuur b¹¹ e¹¹ a¹ yy b¹¹.

2.4.3 Die voormalige Gedeelte 83 van die gemelde plaas Buiskop 464-KR, aangetoon op die aangehegte kaart deur die figuur b¹ b¹ c¹ c¹ E a¹ a¹ b¹ b¹ is onderwerpe aan:

Kragtens Notariele Akte K2101/1975-S soos gewysig Notariele Akte K1623/1979-S is die eiendom onderhewig aan beperkings met betrekking tot oprigting van geboue en die hoogte van bome met bykomende regte ten gunste van Eskom soos meer volledig sal blyk uit gesegde notariele akte welke serwituuat gebied op die aangehegte kaart aangetoon word deur die figuur f¹¹ g¹¹ E a¹ a¹ f¹¹.

2.4.4. Servitude Kragtens Notariele Akte K1014/1973-S soos gewysig deur Notariele Akte K1573/79-S is die reg aan Eskom verleen om elektrisiteit oor die eiendom te vervoer tesame met bykomende

- regte en onderworpe aan voorwaardes soos meer ten volle sal blyk uit gesegde akte, die roete waarvan op die aangehegte kaart aangedui is deur die lyn e¹ j¹.
- 2.4.5 Notarial Deed of servitude K3647/77-S the right has been granted to Eskom to convey electricity over the property held together with ancillary rights and subject to conditions as will more fully appear on reference to the said notarial deed.
- All Ervens shall be made subject to the existing conditions excluding the following which only affect the following ervens:
- 2.4.5 **ERVEN 9332, 9333, 9334, 9335** shall be made subject to the following servitude: Notariele Akte K796/1971 onderworpe aan n'serwituut van reg van weg 15.74 meter wyd ten gunste van die algemene publiek soon volledig sal blyk uit gesigde notariele akte en kaart S.G No. A2705/1969 daarby, en wat op die aangehegte kaart L.G No. 5224/94 aangedui word deur die figuur y'r's't'u'u'v'w'p's'K'L'M'x'y'.
- 2.4.6 **ERVEN 9029, 9030, 9332 and streets** shall be to the following servitude: The line j k l m represents the centre line of an Electric Power Line Servitude, as shown on diagram S.G No. 8584/1996, with Deed of servitude No.K3069/16-S in favour of Eskom
- 2.4.7 **ERF 9332** shall be subject to the following servitudes:
- 2.4.7.1 Notarial Deed K2809/1977S dated the 4th of March 1977, the property hereby held is subject to a perpetual right in favour of the Town Council of Nylstroom together with ancillary rights to convey electricity along the route indicated by the figure CD on diagram L.G. No. 504/76 annexed to the said notarial deed and shown on the diagram annexed hereto be the line p'q' as will more fully appear from the said notarial deed. These rights were ceded to ESKOM by Notarial Deed K2822/77-S.
- 2.4.7.2 Notariele Akte K2808/1977 gedateer 9 Februarie 1977 is die hierinvermelde eiendom onderhewig aan n'ewogdirende reg ten gunste van die Stadsraad van Nylstroom om elektrisiteit te vervoer tesame met bykomende regte langs 'n roete aangedui deur die letters CD op kaart L.G. No. A 5047/1976, en getoon deur die lyn p'q' op die aangehegte kaart. Die regte aan Eskom kragtens Notariele Akte K2821/77-S.
- 2.4.8 **ERVEN 9029, 9030, 9332 and streets** shall be subject to the following servitude:
- 2.4.8.1 described as centre line r s representing an overhead electric power line with underground cable as indicated by the letters r s on Diagram S.G. No. 10556/2006 with Deed Servitude No K451/1971s.
- 2.4.8.2 Reg is aan Eskom verleen on elektrisiteit oor die hiervermelde eiendom te vervoer tesame met bykomende regte en onderworpe aan voorwaardes soos meer volledig sal blyk uit Notarile Akte van Serwituut 451/1973-S geregistreer op 20 April 1979, die roete waarvan op die aangehegte kaart aangedui word deur die lyn j'k'.
- 2.4.8.3 Line w x represents the Centre Line of an Electric Power Line Servitude measuring 31,00 metres wide in extent in favour of Eskom as it appears on diagram S.G. A2624/1978 with Deed of servitude No K938/1979

3. CONDITIONS OF TITLE IMPOSED BY THE AUTHORISED LOCAL AUTHORITY IN TERMS OF THE PROVISIONS OF THE TOWN-PLANNING AND TOWNSHIPS ORDINANCE, 1986 (ORD.NO. OF 1986)

The erven mentioned hereunder, shall be subject to the servitude as indicated on the General Plan and the conditions as imposed by Bela Bela Local Municipality in terms of the provisions of the Town-Planning and Townships Ordinance, 1986 (Ordinance 15 of 1986 as amended);

ALL ERVEN SHALL BE SUBJECT TO THE FOLLOWING CONDITIONS

- a. a servitude, 2m wide for sewer and other municipal purposes in favour of BelaBela Municipality along any two (2) erf boundaries, excluding a street boundary and in case of a panhandle erf an additional servitude for municipal purposes, 2m wide over the access portion of the erf, as and when required by the municipality, provided that the Municipality may waive the requirement for the registration of such servitude.
- b. No buildings or other structures may be erected within the servitude area and no large rooted trees may be planted within a distance of 2m from such servitude area.
- c. That Municipality has the right to temporarily store any material on the land excavated by it during the installation, maintenance or removal of such sewer pipe lines and other works that it deemed necessary, provided that the Municipality shall be liable for the payment of compensation for any damage caused by it during the construction, maintenance or removal of such sewer pipe lines and other works.
- d. No construction shall take place before the Reasons of Decision(ROD") has been submitted to council.

4. **CONDITIONS WHICH ARE TO BE INCORPORATED INTO THE BELA BELA TOWN PLANNING SCHEME, 2007, IN TERMS OF SECTION 125 OF ORDINANCE 15 OF 1986 OVER AND ABOVE THE EXISTING STIPULATIONS OF THE SCHEME IN THE OPERATION**
- 4.1 **ALL ERVEN 1-115, 117-200, 202-235, 237-242, 244-255, 259-286, 288-650, 652-852 and 854-900**
All erven shall be rezoned as "Residential 1" with density of one dwelling unit per erf as per applicable Town Planning Scheme, 1995.
- 4.2 **ERVEN 236 and 243**
All erven are zoned for "Business" purposes as per applicable Town Planning Scheme of 1995
- 4.3 **ERVEN 116, 258, 287 and 651**
All ervens are zoned for "Church" purposes as per Applicable Town Planning Scheme of 1995.
- 4.4 **ERVEN 264, 293 and 851**
All ervens are zoned for "Creche" purposes as per Applicable Town Planning Scheme of 1995.
- 4.5 **ERVEN 257, 853 and 901**
The use zone of the erven shall be "Municipal" and shall be used for such purposes as a local authority is authorised to carry out in terms of Applicable Town Planning Scheme of 1995.
5. **ERVEN SUBJECT TO SPECIFIC CONDITIONS**
- 5.1.1 **ERF 256**
The erf is zoned for educational purpose as per Applicable Town Planning Scheme of 1995.
- 5.1.2 **ERF 201**
The Erf is zoned as Sports Ground as per the Applicable Town Planning Scheme of 1995.
6. **RESIDENTIAL 1 (USED ZONE 1)**
All residential Ervens shall be zoned Residential 1 and with special consent of the Local Authorities in terms of the relevant clause of the Applicable Planning Scheme, 1995 used at a density of one dwelling unit per ha, subject to the following conditions:
- (a) Not more than 20 dwelling units per hectare shall be erected on the erven
- (b) The height of the building shall not exceed 2 stories:
- (c) A site development plan and a landscape development plan, unless otherwise determined by the local authority, compiled by a person suitably qualified to the satisfaction of the Local Authority, shall be submitted to the Local Authority for approval.
- (d) The landscaping in terms of the landscape development plan, shall be completed by the completion of the development or any phase thereof. The continued maintenance of the landscape development shall be to the satisfaction of the Local Authority.
- (e) The building lines (other than street boundaries) shall be in accordance with an approved site development plan
- (f) Demarcated parking spaces with a permanent dust-free surface, together with the necessary maneuvering space, shall be provided and maintained on the erf to the satisfaction of the Local Authority as follows.
- (1) One covered paved parking space for each dwelling unit with 3 habitable rooms or less
- (2) One covered and paved parking and one uncovered and paved parking space for each dwelling-unit with 4 habitable rooms or more.
- (3) One uncovered parking space per dwelling unit for visitors.
- (g) All parts of erf upon which motor vehicles may move or park, shall be provided with a permanent dust-free surface shall be paved drained and maintained to the satisfaction of the Local Authority.
- (h) Entrance to and exit from the erf shall be located, constructed and maintained to the satisfaction of the Local Authority.
7. **OTHER GENERAL CONDITIONS**
- 7.1 No buildings shall be erected on the said property before plans complying with the buildings by-laws of the Council of Bela-Bela, shall first have been submitted to and approved by the said Council
- 7.2 The type of sanitation to be installed shall be approved by the Town Council of Bela-Bela.
- 7.3 No pits shall be dug on the property unless such pits are drained to the satisfaction of the Council.

- 7.4 Should the Town Council of Bela-Bela require any gravel for the construction or maintenance of any Roads bordering on the said property, the Council shall have the right to obtain such gravel from the said portion.
- 7.5 No wells or boreholes shall be sunk on any of the erven unless the location or such wells or boreholes shall have been approved by the Council.
- 7.6 Speed humps must be developed to slow down fast traffic especially on the 20m and 15m streets.
- 7.7 Servitudes lines provided should be maintained as indicated on the layout plan.
- 7.8 Only the approved access streets must be used for vehicles.
- 7.9 Streets naming must be done by the council of Bela-Bela Local Municipality.

PROVINCIAL NOTICES • PROVINSIALE KENNISGEWINGS

PROVINCIAL NOTICE 39 OF 2018

GENERAL NOTICE IN TERMS OF SECTION 7(1) OF THE LAND TITLE ADJUSTMENT ACT, 1993 (ACT NO. 111 OF 1993)

Notice is hereby given in terms of section 7 (1) of the Land Title Adjustment Act (Act No. 111 of 1993), that applications for title adjustments were submitted to the Commissioner in respect of portions of the farms **Witfontein 1 JS, Tweefontein 154 JR and Toiskraal 6 JS in the district of Sekhukhune Limpopo Province (designated land)** in terms of section 6 of the Act. The applications for title adjustments in respect of the below mentioned portions of the farms are open for inspection for the period of 2 months from the date of publication of this notice on 23rd March 2018.

The Commissioner is calling upon any person who wishes to object to the granting of any applications for title adjustments in respect of the below mentioned portions of the farms, to furnish his objection and the grounds thereof, supported by sworn or solemnly affirmed declaration and such documents as he/she may be able to submit, to the Commissioner within a period of 30 days after the expiration of the said period of inspection.

Submission to the office of: Commissioner Nakedi Charles Machaka, Machaka N.C Attorneys

Block C, Brooklyn Office Park, 488 Fehrsen Street, Brooklyn, Pretoria, 0181.

Tel: (012) 346 1922, Fax: (012) 346 1725

Witfontein 1 JS					
Portion 09 of the farm Witfontein No. 1 JS	Portion 10 of the farm Witfontein No. 1 JS	Portion 20 of the farm Witfontein No. 1 JS	Portion 38 of the farm Witfontein No. 1 JS	Portion 39 of the farm Witfontein No. 1 JS	Portion 40 of the farm Witfontein No. 1 JS
Portion 43 of the farm Witfontein No. 1 JS	Portion 45 of the farm Witfontein No. 1 JS	Portion 57 of the farm Witfontein No. 1 JS	Portion 59 of the farm Witfontein No. 1 JS	Portion 60 of the farm Witfontein No. 1 JS	Portion 83 of the farm Witfontein No. 1 JS
Portion 92 of the farm Witfontein No. 1 JS	Portion 97 of the farm Witfontein No. 1 JS	Portion 123 of the farm Witfontein No. 1 JS	Portion 132 of the farm Witfontein No. 1 JS	Portion 134 of the farm Witfontein No. 1 JS	Portion 146 of the farm Witfontein No. 1 JS
Portion 154 of the farm Witfontein No. 1 JS	Portion 173 of the farm Witfontein No. 1 JS	Portion 174 of the farm Witfontein No. 1 JS	Portion 181 of the farm Witfontein No. 1 JS	Portion 182 of the farm Witfontein No. 1 JS	Portion 183 of the farm Witfontein No. 1 JS
Portion 186 of the farm Witfontein No. 1 JS	Portion 191 of the farm Witfontein No. 1 JS	Portion 193 of the farm Witfontein No. 1 JS	Portion 214 of the farm Witfontein No. 1 JS	Portion 218 of the farm Witfontein No. 1 JS	Portion 221 of the farm Witfontein No. 1 JS
Portion 246 of the farm Witfontein No. 1 JS	Portion 248 of the farm Witfontein No. 1 JS	Portion 268 of the farm Witfontein No. 1 JS	Portion 269 of the farm Witfontein No. 1 JS	Portion 278 of the farm Witfontein No. 1 JS	Portion 280 of the farm Witfontein No. 1 JS
Portion 340 of the farm Witfontein No. 1 JS	Portion 350 of the farm Witfontein No. 1 JS	Portion 357 of the farm Witfontein No. 1 JS	Portion 372 of the farm Witfontein No. 1 JS	Portion 384 of the farm Witfontein No. 1 JS	Portion 397 of the farm Witfontein No. 1 JS
Portion 399 of the farm Witfontein No. 1 JS	Portion 407 of the farm Witfontein No. 1 JS	Portion 408 of the farm Witfontein No. 1 JS	Portion 433 of the farm Witfontein No. 1 JS	Portion 461 of the farm Witfontein No. 1 JS	Portion 462 of the farm Witfontein No. 1 JS
Tweefontein 154 JR					
Portion 08 of the farm Tweefontein No. 154 JR	Portion 11 of the farm Tweefontein No. 154 JR	Portion 28 of the farm Tweefontein No. 154 JR	Portion 29 of the farm Tweefontein No. 154 JR	Portion 41 of the farm Tweefontein No. 154 JR	Portion 49 of the farm Tweefontein No. 154 JR
Portion 50 of the farm Tweefontein No. 154 JR	Portion 83 of the farm Tweefontein No. 154 JR	Portion 84 of the farm Tweefontein No. 154 JR	Portion 117 of the farm Tweefontein No. 154 JR	Portion 144 of the farm Tweefontein No. 154 JR	Portion 155 of the farm Tweefontein No. 154 JR
Portion 206 of the farm Tweefontein No. 154 JR	Portion 211 of the farm Tweefontein No. 154 JR	Portion 215 of the farm Tweefontein No. 154 JR	Portion 216 of the farm Tweefontein No. 154 JR	Portion 220 of the farm Tweefontein No. 154 JR	Portion 231 of the farm Tweefontein No. 154 JR
Portion 262 of the farm Tweefontein No. 154 JR	Portion 271 of the farm Tweefontein No. 154 JR	Portion 288 of the farm Tweefontein No. 154 JR	Portion 304 of the farm Tweefontein No. 154 JR	Portion 315 of the farm Tweefontein No. 154 JR	Portion 316 of the farm Tweefontein No. 154 JR
Portion 336 of the farm Tweefontein No. 154 JR	Portion 338 of the farm Tweefontein No. 154 JR	Portion 347 of the farm Tweefontein No. 154 JR	Portion 349 of the farm Tweefontein No. 154 JR	Portion 351 of the farm Tweefontein No. 154 JR	Portion 358 of the farm Tweefontein No. 154 JR
Portion 370 of the farm Tweefontein No. 154 JR	Portion 373 of the farm Tweefontein No. 154 JR	Portion 377 of the farm Tweefontein No. 154 JR	Portion 405 of the farm Tweefontein No. 154 JR		
Toitskraal 6 JS					
Portion 48 of the farm Toitskraal No. 6 JS	Portion 51 of the farm Toitskraal No. 6 JS	Portion 52 of the farm Toitskraal No. 6 JS	Portion 53 of the farm Toitskraal No. 6 JS	Portion 54 of the farm Toitskraal No. 6 JS	

PROVINCIAL NOTICE 40 OF 2018

PROMULGATION**NOTICE OF APPROVAL FOR REMOVAL OF RESTRICTIVE TITLE CONDITIONS ON DEED OF GRANT T 64538/14, REZONING OF PORTION 3 OF ERF 1754 MAKHADO-A FROM "MUNICIPAL" TO "BUSINESS 2" FOR THE PURPOSE OF A SHOPPING CENTRE (AMENDMENT SCHEME NO. 233); AND SIMULTANEOUS APPLICATION FOR CONSOLIDATION OF PORTION 2 AND 3 OF ERF 1754, MAKHADO-A TOWNSHIP**

We, Tshiongolwe Development Planning Consultants, being an authorized agent of the owner of the Erf mentioned above hereby give notice that Makhado Local Municipality Tribunal has approved the application for (1) removal of restrictive Title conditions on Deed of Grant T 64538/14, (2) Rezoning of Portion 3 of Erf 1754 Makhado-A from "Municipal" to "Business 2" for the purpose of a Shopping Centre (Amendment Scheme NO. 233); and (3) simultaneous application for consolidation of portion 2 and 3 of ERF 1754, Makhado-A Township was approved on the 14th December 2017.

Any reservations concerning this approval should be directed to the Director of Planning within 30 days from 26 February 2018 to 27 March 2018 at 83 Krogh Street, Louis Trichardt, 0920 or Private X2596 Louis Trichardt, 0920. Address of agent: 7B Bodenstein Street, Polokwane, 0700. Enquiries: Mr. T.J Madima: Cell: 082 463 3495

PROMULGATION

NDIVHADZO YAHO TANGANEDZA KHUMBELO YA SHU YA HO VHISA (REMOVAL OF RESTRICTIVE TITLE CONDITIONS ON DEED OF GRANT T 64538/14,) NA U SHANDUKISA TSHITENSI TSHE TSHAVHA TSHA MASIPALA (REZONING OF PORTION 3 OF ERF 1754 MAKHADO-A FROM “MUNICIPAL” TO “TSHIFHATO TSHA ZWA MABINDU” “BUSINESS 2” (AMENDMENT SCHEME NO. 233); KHA TI HI NA KHUMBELO YA HO TANGANISA TSHITENSI TSHA 2 NA 3 ERF 1754 A, MAKHADO-A TOWNSHIP

Rine vha Tshiongolwe Development Planning Consultants vhane vha vha zhendedzi lo nangiwaho nga mune wa tshitentsi tsho buliwaho afho ntha ri khou fha ndivhadzo ya uri Makhado Municipality Tribunal yo tangedza khumbelo ya shu ya u hu visa (1).removal of restrictive Title conditions on Deed of Grant T 64538/14, (2)Rezoning of Portion 3 of Erf 1754 Makhado-A from “Municipal” to “Business 2” for the purpose of a Shopping Centre (Amendment Scheme NO. 233); and (3) simultaneous application for consolidation of portion 2 and 3 of ERF 1754, Makhado-A Township) approval yo no wanala nga la 14 December 2017.

zwidombedzwa zwi nga tolwa ofisini ya Vhulanguli ha zwa Vhupulani na Mveledziso diresini I tevhelaho 83 Krogh Street, Louis Trichardt, 0920. zwidombedzwa zwa hone zwi do vha zwo andadzwa lwa maduvha a 30 ubva nga dzi 26 Luhuhu 2018 u swika nga dzi 27 Thafamuhwe 2018 or dzi nga itwa nga u tou nwala dza livhiswa kha davhi lo buliwaho afho ntha kana kha diresi: Private Bag X2596 Louis Trichardt, 0920.

Diresi ya Agent: Mr. T.J Madima, 7B Bodenstein Street, Polokwane. Lutingo: 082 463 3495

PROVINCIAL NOTICE 41 OF 2018

**LIMPOPO****PROVINCIAL GOVERNMENT**
REPUBLIC OF SOUTH AFRICA**DEPARTMENT OF
ECONOMIC DEVELOPMENT, ENVIRONMENT & TOURISM****OPEN SEASON TO HUNT GAME: SECTION 32 (1) OF THE LIMPOPO
ENVIRONMENTAL MANAGEMENT ACT, 2003 (ACT No. 7 OF 2003)**

Under Section 32 (1) of the Limpopo Environmental Management Act 2003 (Act No. 7 of 2003),

I Seaparo Sekoati, Member of the Executive Council for the Limpopo Province Department of Economic Development, Environment and Tourism, hereby declare as follows:

That the periods mentioned in the second column of the attached Schedule shall be open hunting seasons, subject to the provisions of the Act, hunt the species of;

1. Game referred to in the first column in the affected Magisterial Districts referred to in the third column, excluding the Magisterial Districts referred to in the fourth column and the farms and areas referred to in Annexure 1 of the Schedule, and
2. Birds which are Game referred to in the first column with the bag limits per hunter per day referred to in the third column, excluding the Magisterial Districts referred to in the fourth column and the farms and areas referred to in Annexure 1 of the Schedule.
3. This proclamation comes into effect on the date of publication and remains valid until such time that it is re-evaluated, amended and proclaimed again.

Signed at Polokwane on this 22 day of february 2018

The Honourable

Handwritten signature of Mr Seaparo Sekoati in black ink.

MR SEAPARO SEKOATI
MEMBER OF EXECUTIVE COUNCIL

SCHEDULE 1			
HUNTING OF GAME: <u>MAMMALS</u>			
1. Persons who hunt on land of which they are the owners			
COLUMN 1	COLUMN 2	COLUMN 3	COLUMN 4
SPECIES	PERIOD	CLOSED DISTRICTS	CLOSED FARMS
Chacma Baboon <i>(Papio hamadrys ursinus)</i> Vervet Monkey <i>(Chlorocebus aethiops)</i> Caracal <i>(Caracal caracal)</i> Scrub Hare <i>(Lepus saxatilis)</i> Cape Hare <i>(Lepus capensis)</i> Kudu <i>(Tragelaphus strepsiceros)</i> Impala <i>(Aepyceros melampus)</i>	The open season is from 01 May of a given year to 30 April the following year.	NONE	FARMS AND AREAS SPECIFIED IN ANNEXURE 1
Bushbuck <i>(Tragelaphus scriptus)</i> Common or Grey duiker <i>(Sylvicapra grimmia)</i>	The open season is from 01 May of a given year to 31 July the same year.	All plots in Mokopane, Letaba and Polokwane	FARMS AND AREAS SPECIFIED IN ANNEXURE 1
Blue Wildebeest <i>(Connochaetes taurinus)</i> Waterbuck <i>(Kobus ellipsiprymnus)</i>	The open season is from 01 May of a given year to 30 April the following year.	All plots in Mokopane, Letaba and Polokwane	FARMS AND AREAS SPECIFIED IN ANNEXURE 1

SCHEDULE 2			
HUNTING OF GAME: MAMMALS			
1. Persons who hunt on land of which they are not the owners			
COLUMN 1	COLUMN 2	COLUMN 3	COLUMN 4
SPECIES	HUNTING SEASON	CLOSED DISTRICTS	CLOSED FARMS
Scrub Hare <i>(Lepus saxatilis)</i> Cape Hare <i>(Lepus capensis)</i> Common or Grey Duiker <i>(Sylvicapra grimmia)</i> Kudu <i>(Tragelaphus strepsiceros)</i> Impala <i>(Aepyceros melampus)</i>	The open season is from 01 May of a given year to 31 July of the same year.	NONE	FARMS AND AREAS SPECIFIED IN ANNEXURE 1.
Bushbuck <i>(Tragelaphus scriptus)</i>	The open season is from 01 May of a given year to 31 July of the same year.	All plots in the Mokopane, Letaba and Polokwane districts	FARMS AND AREAS SPECIFIED IN ANNEXURE 1
Chacma Baboon <i>(Papio hamadryas ursinus)</i> Vervet monkey <i>(Chlorocebus aethiops)</i>	The open season is from 01 May of a given year to 30 April the following year.	NONE	FARMS AND AREAS SPECIFIED IN ANNEXURE 1
Blue Wildebeest <i>(Connochaetes taurinus)</i> Waterbuck <i>(Kobus ellipsiprymnus)</i>	The open season is from 01 May of a given year to 31 July of the same year.	All plots in the Letaba district.	FARMS AND AREAS SPECIFIED IN ANNEXURE 1

SCHEDULE 3				
HUNTING OF GAME: BIRDS				
1. Persons who hunt on land of which they are the owners .				
2. Persons who hunt on land of which they are not the owners .				
COLUMN 1	COLUMN 2	COLUMN 3	COLUMN 4	COLUMN 5
SPECIES	HUNTING SEASON	BAG LIMIT	CLOSED DISTRICTS	CLOSED FARMS
HUNTING OF TERESTRIAL BIRDS				
Helmeted guinea fowl <i>(Numida meleagris)</i>	The open season is from 01 May of a given year to 30 September of the same year.	10 per day	NONE	FARMS AND AREAS SPECIFIED IN ANNEXURE 1
Francolin, Crested <i>(Francolinus sephaena)</i>	The open season is from 01 May of a given year to 30 September of the same year.	6 per day	NONE	FARMS AND AREAS SPECIFIED IN ANNEXURE 1
Francolin, Shelley's <i>(Francolinus shelleyi)</i>	The open season is from 01 May of a given year to 30 September of the same year.	2 per day	NONE	ALL FARMS AND AREAS SPECIFIED IN ANNEXURE 1
Francolin, Natal <i>(Francolinus natalensis)</i>	The open season is from 01 May of a given year to 30 September of the same year.	6 per day	NONE	FARMS AND AREAS SPECIFIED IN ANNEXURE 1
Francolin, Swainson's <i>(Pternistis swainsonii)</i>	The open season is from 01 June of a given year to 30 September of the same year.	8 per day	NONE	FARMS AND AREAS SPECIFIED IN ANNEXURE 1
Rock pigeon <i>(Columba guinea)</i>	The open season is from 01 May of a given year to 30 April of the following year.	50 per day	NONE	FARMS AND AREAS SPECIFIED IN ANNEXURE 1

HUNTING OF WATERFOWL / -BIRDS				
COLUMN 1	COLUMN 2	COLUMN 3	COLUMN 4	COLUMN 5
SPECIES	HUNTING SEASON	BAG LIMIT	CLOSED DISTRICTS	CLOSED FARMS
<p>Duck, White faced whistling <i>(Dendrocygna viduata)</i></p> <p>Goose, Egyptian <i>(Alopochen aegyptiacus)</i></p>	<p>The open season is from 01 May of a given year to 31 July of the same year.</p>	<p>6 per day</p>	<p>NONE</p>	<p>FARMS AND AREAS SPECIFIED IN ANNEXURE 1</p>
<p>Duck, Yellow billed <i>(Anas undulata)</i></p> <p>Red-billed teal <i>(Anas erythrorhyncha)</i></p> <p>Goose Spur-winged <i>(Plectropterus gambensis)</i></p>	<p>The open season is from 01 May of a given year to 31 July of the same year.</p>	<p>4 per day</p>	<p>NONE</p>	<p>FARMS AND AREAS SPECIFIED IN ANNEXURE 1</p>

ANNEXURE 1**CLOSED FARMS****LEPHALALE:**

Baviaanshoek 599 LQ, as well as all grounds from the veterinary fence to the middle of the Limpopo River on the Botswana/South Africa border.

LETABA:

Deeside 733 LT Gunyula 730 LT, Henley 734 LT, Mamotsapi 728 LT, Matome 735 LT, California plots, Lushof plots and Yamorna plots, Carpedien 76 KT, Dusseldorp 22 KT, Paris 88 KT, and Schelem 41 KT.

MUSINA:

Bellevue 534 MS, excluding portions 5, 6, 16, 17, 18, 19, 20, 21, 22, and 23; Boulogne 61 MT excluding the portion owned by Dr J P Van zyl; Cassel 206 MS, 8, 9, 12, 14, 16, 18, 19, 20, 21, 24, 27, 28, 29, 31 and 32; the two plots of the farm Esmefour 29 MT owned by Mr H Maartens, Fontainebleau 537 MS, excluding portions 1, 2, 3, 4, 5, 6, 7, 8, 9, 10, 13, 14, 15 and 16; Havre 60 MT and the portion of Riedel 48 MS owned by Limpopo Diamonds [PTY] Ltd; Scot 567 MS, the portion owned by Mr T Erasmus, Tovey 154 MS, the remaining extent and portions 1, 2, 3, 4, 5, 8, 9, 12, and 13; Tshipise 105 MT excluding portions 1, 2, 3, 4, 5, 9, 10, 11, 12, 13, 32, 33, 34, 35, 36, and 37; vera 815 M, excluding portions 85, 86, 89, 90, 91, and 92; Vryheid 8 MT, portions 1, 5, 6, 7, 8, 9, 10, and 13; Weipe 47 MS portions 2, 3, 4, 5, 6, and 7; Erasmus 529 MS, portion 1078 and Pretorius 531 MS, portion 1072 owned by the Provincial administration and the schoolgrounds of Mopane primary school, as well as the grounds north of the security fence to the middle of the Limpopo River on the Zimbabwe border.

PHALABORWA:

Antioch 240 KT, excluding the portion owned by J M Ackerman; Argyle 46 KU; remaining extent of the farm Begin 765 LT; Berlin 209 KT; Blyderus 596 KT; Buffelsbed 26 KU.

The portion owned by B J Booysen; Brussels 168 KT, the portion owned by H Duvenhage; Cambridge 184 KT, Hardekool 190 KT, Vevice 40 KU [remainder of], York 188 KT,

Excluding portions 4, 5, 6, and 7; Chester 235 KT; Driehoek 417 KT; Glencoe 210 KT, the portion owned by B Booysen; Goedehoop 25 KU; Grietjie 6 KU; Guernsey 81 KU, portions 6 and 14; excluding the portion owned by C Steyn; Moriah 238 KT and Parsons 155 KT, excluding portion 1 and the portion owned by S S Beyers; The neck 565 LT, the portion owned B J VORSTER; Rome 185 KT; Schalk 3 KU [portion being plots], Selati Ranch the portions owned by E M Fourie, S R Rossi and the Anton Pohl Trust; Seloque 23 LU, being plots; Southampton 213 KT; the farms Oxford 183 KT, Cambridge 184 KT, Rome 185 KT, York 188 KT, Brussels 186 KT, Venice 40 KU and Hardekool 190 KT, Grietjie 6 KT, Magdalena 154 KT, Parsons 255 KT, Klipheuwel 36 KU, Lisbon 37 KU, Epton 189 KT, portion 2 of portion 1 of Madrid 39 KU, Grootdraai, which forms part of Balule Nature Reserve. The following state farms: Ziek 771 LT, Brook 772 LT [portion north of Phalaborwa-Gravelotte tar road], Breakfast 773 LT, Granville 767 LT, Allonbridge 786 LT, Scheiding 746 LT,

Hamman 747 LT, Mashawa 748 LT, Magwena 750 LT, Wildebeest 745 LT, Loskop 744 LT, Hartebeest 743 LT, Mondwene 730 LT, Masalal 722 LT, the remaining portions of Prieska 723 LT, remaining portions of Kondowe 741 LT, Waterbok 721 LT, Makale 718 LT, Ben 26 LU, Droebult 481 LU, Quagga 21 LU, Zebra 18 LU, Leeuspruit 521 KU, Shiela 10 KU, Rhoda 9 KU, Doreen 8 KU and Paul 7 KU.

CAPRICORN

Rietfontein 743 LS, Myngenoegen 1000 LS, Ivydale, Palmietfontein 24 KS & 1049 LS, Leeuwkuil 691 LS, Tweefontein 915 LS, Roodepoort 744 LS, Baskoppies 997 LS, Koppiesfontein 686 LS, Doornbult 624 LS, De put 916 LS, Palm 681 LS, Laaste Hoop 1050 LS, Majesbas Kraal 1005 LS, Samson 276 MS, Grootban 311 MS, Longden 312 MS, Donkerhoek 313 MS, Arrie 308 MS, Zwolle 309 MS, Voorhout 310 MS, Juniorhoop 325 MS, Royston 326 MS, Inkom 305 MS, Goudmyn 305 MS, Eldorado 362 MS, Stolzenfels 368 MS, Pax Intransibus 363 MS.

Johannesburg 372 MS, Esaurinca 363 MS, Tooverfontein 330 MS, Berseba 332 MS, Gideon 333 MS, Thorp 337 MS, Burgerrecht 374 MS, Lovely 439 MS, Edwindsdale 440 MS, Buyswater 370 MS, Aurora 397 MS, Mons 348 MS, Zwart 349 MS, De vrede 382 MS, Alfred 383 MS Eyam 436 MS, The glen 259 MS, Non Parella 350 MS, De la Roche 353 MS, Millstream 368 MS, Early Dawn 361 MS, Bochum 145 LS, Borkum 143 LS, Ketting 368 LS, Dieseldorp 369 LS, Norma 365 LS, Kransplaats 422 LS, Majesbas Kraal 1005 LS, Laaste Hoop 1050 LS.

Polokwane: De Gladde klipkop 73 KS, Appelfontein 189 LS, Boschkopje 872 LS, Combro 163 LS, De Gladde klipkop 68 KS, Degladdeklipkop 70 KS, Doornrivier 86 KS, Fieshgewaagd 88 KS, Grootfontein 136 LS, Hartbeesfontein 62 KS, Highlands 60 KS, Kalkfontein 573 LS, Klein Genoeg 65 KS, Kraalhoek 869 LS, Marsfontein 91 KS, Mecklenburg 90 KS, Meinhardskraal 61 KS, Nooitgedacht 64 KS, Palmietfontein 873 LS, Vrederust 66 KS, Welgevonden 85 KS, Wikos 69 KS, Witkoppies 89 KS.

All grounds from the veterinary fence to the middle of the Limpopo River on the Botswana /South Africa border.

SEKHUKHUNE

Doornpoort JS 171, Kameldoorn JS 71, Lekkerleef JS 40698, Inda Game Farm KS 743, Nyala Inn TI 2298006, Moroela Game JS 53, Scherp Arabie JS, Togerry JS 12, Shakabula Wildboerdery JS 823, Kalkput JS 52, Moosrivier Leeulaagte, Nyala Game Farm KU 720, Cyferfontein T 32502/94, Kwaggafontein T 32505/94, Elands drift T 32506/94, Terranostra Wildboerdery JS 12, Kameelkop JS 17, Berg En Dal Trust JS 169, Brenchelle Game farm JS 12, Diphofolo S 6639/97, Krokodile drift JS 25, Haakdoringdraai JS 169, Haakdoringdraai S, Chikwala Boerdery F 202, Mianke P 901 & 902, Rietfontein JS 70, Mareesburg JT 7, Kwanare Trading JS 180, Uitkomst Portion 23, 24, Orighstad Portion 1 Beetel 484 KT Section land 2, Lisabon KT 50 Klip Jewel 523 KT, Rusplaas 522 KT, Welgewonden 521 KT, Weldevreete 53 KT, Favghaballa 306 KT, Thornville 30, Vlakfontein DA 3 KT, Vlakfontein 520 KT.

WATERBERG:

Groenfontein 141 LQ, Modimolle Town and Townlands 419KR.

All grounds from the veterinary fence to the middle of the Limpopo River on the Botswana/ South Africa border.

MOKOPANE:

The following plots; Grootvaley 529 KR; Lisbon 288 KR; Mokgophong 348 KR; Planknek 43 KR; Potgietersrus 44 KR; Rietvalley 340 KR; Rooipoort 46 KR; Uitloop 3 KR and Vlakfontein 522 KR; as well as all grounds from the veterinary fence to the middle of the Limpopo river on the Botswana/SouthAfrica border.

Altona 696 LR, Appelfontein 595 KS, Arcadia 649 KS, Armoede 823 LR, Aronsfontein 722 LS, Baklynplaats 751 LR, Bellevue 590 LS, Buttongfontein 239 KR, Chlum 735 LR, Bandsbosch 404 LR, Elandsfontein 766 LR, Elandskraal 644 KS, Elim 383 LR, FoleyS Rust 583 KS, Frankryk 59 KS, Frischgewaagd 597 KS, Gaasterland 677 KS, Georgia 340 LR, Gibeon 730 LR, Glead 729 LR, Gras valley 631 KS, Grasvlei 409 LR, Grootpan 452 LR, Grootvalley 57 KS, Ham 699 LR, Hamburg 737 LR, Hanglip 593 KS, Hardekraaltjie 330 LR, Hebron 727 LR, Hinloopen 647 KS, Holmesieigh 1 KS, Hottentots Holland 538 LR, Kaalhoek 333 LR, Kelzerbosch 298 LR, Klein wonder 104 KS, Klipfontein 587 KS, Luge 697 LR, Lumberg 769 LR, Luxemburg 772 LR, Makapan 299 LR, Marffin 629 KS, Mokkafontein 584 KS, Nicorel 343 LR, Noord Braband 774 LR, Oatlands 342 LR, Ongegund 675 KS, Oostenryk 92 KS, Platdoom 635 KS, Porugal 55 KS, Restaurant 588 KS, Riebeek West 539 LR, Rietfontein 720 LS, Rooiboksfontein 821 LR, Rooifontein 589 KS, Rooikop 377 LR, Saltlake 334 LR, Schietfontein 58 KS, Schuilplaats 596 KS, Sedan 654 KS, Shillelagh 764 LR, Singarepore 585 KS, Spanje 36 KS, Stavoren 676 KS, Steenbokskloof 331 LR, Sterkloop 300 LR, Stirun 767 LR, Swerwerskraal 736 LR, Tweepalk 733 LR, Tygerpad 633 KS, Utrecht 776 LR, Vaalpenskraal 282 LR, Vangheining 598 KS, Vergenoegd 505 LR, Vooruitgang 634 KS, 594 KS, Witfontein 688 KS, Witrivier 777 LR, Zoetendalesvley 341 LR, Zorgvlet or/of Marlasgraf 650 KS, Zuid Holland 773 LR, Zuidbraband 719 LS and Zwartland 301 LR.

SOUTPANSBERG:

All grounds from the veterinary fence to the middle of the Limpopo River on the Botswana /South Africa border.

Aerial 174 MT, Boschkloof 174 LT, De gracht 272 MR, Rietvlei 130 LT, Studholme 229 MT Wit brand LT 336, Den Staat 27 MS and Portion 2.

THABAZIMBI:

Batavia 176 KP and Brosdoringhoek 433 LQ; Portion 2 and 3 of farm Klipdrif KO 231; Portion 4, 5, 3 and 6 of the farm Hoopdal, as well as the portions Kaalbult and Rustfontein that belongs to the Saps, as well as all grounds from the veterinary fence to the middle of the Marico/Limpopo River on the Botswana /South Africa border.

BELABELA:

Aliwal 486 KR , Arnot 441 KR; Blaaubosch kull 20 JR; Bospoort 450 KR; Buffelspruit 443 KR; Buysfontein 451 KR; Buyskop 464 KR; Cferfontein 434 KR; Droogekloof 471 KR; Elandsfontein 401 KR; Elandsfontein 440 KR; Frischgewaacht 445 KR; Grootfontein 528 KR; Groot Nylsoog 447 KR; Kromdraai 560 KQ; Langkuil 491 ;Leeuwpoort 554 KQ Morgenzon 544 KQ; Noodhulp 492 KR; Olieven bosch 506 KQ, Rietfontein 446 KR; Rietspruit 527 KQ; Roodekuil 496 KR; De langesdam 176 JR, Rust de winter 178 JR, Rust de winter 180 JR, Tambootie pan 175 JR, Worcerster 481 KR, La Rochelle 177 JR, Roodepoort 467 KR; Turfbult 494 KR; Tweefontein 463 KR; Uitvlught 79 JR; Vlakfontein 535 KQ and Zaagkuil drift 46 JR.

PROVINCIAL NOTICE 42 OF 2018**NOTIFICATION OF LAND DEVELOPMENT APPLICATION IN TERMS OF SECTION 93(1)(a) OF THE SPATIAL PLANNING AND LAND USE MANAGEMENT BY-LAW OF GREATER GIYANI LOCAL MUNICIPALITY, 2017**

The Greater Giyani Local Municipality, hereby gives notice in terms of Spatial Planning and Land Use Management Act, 2013 (Act 16 of 2013), read together Sections 93(1)(a) of the Spatial Planning and Land Use Management By-law of Greater Giyani Local Municipality, 2017 that a township establishment application referred to in the Annexure attached hereto, has been received by it. Particulars of the application will lie for inspection during normal office hours at the office of the Municipal Manager, Main Road BA 59, Giyani Civic Centre, Opposite Old Khensani Hospital, Giyani, 0826 for a period of 30 days from the first day of publication of this notice (Friday, 23 March 2018) until Saturday, 21 April 2018). Any objections/representations must be lodged with or made in writing to the Municipal Manager, at the above-mentioned address or posted to Private Bag X9559, GIYANI, 0826, within a period of 30 days from 23 March 2018 (no later than 21 April 2018).

Annexure**Name of Township: Risinga Township****Number of Erven : 507 Erven****Full Name of Applicant: Masungulo Town and Regional Planners****Address: 85 Thabo Mbeki Drive, Bosveld Centre, Mokopane or P.O Box 1142, Mokopane, 0600****Tel No: (015) 491 4521**


XITIVISO XA XIKOMBELO LEXI ENDLIWEKE XA NHLUVUKISO YA NDHAWO HIKULANDZA XIYENGE XA 93 (1) (a) XA NAWU WA SPATIAL PLANNING AND LAND USE MANAGEMENT KULANDZA SWINAWANA SWA MATIRHISELO XIKANWE NA ANTSWISO YA MISAVA YA MASIPALA WA GIYANI, 2017

Masipala wa Giyani wu tivisa vaakandhawu ni swiyenge hinkwaswo leswi khumbhekaka hi ku landza Nawu wa Spatial Planning and Land use Management, 2013 (Act 16 of 2013) lexi fambisanaka na xiyenge xa nawu xa 93(1)(a) xa Spatial Planning and Land Use Managemnt By-Law ya Masipala wa Giyani, 2017 leswaku xikombelo xa ku nhluvukisandhawu xikanwe na vutumbulushi bya ndhawu hikulandza annexure leyihlanganisiweke eka xikombela lexi. Vuxokoxoko bya Xikombelo lexi bya Vutikhorwisi bya kumeka hi nkarhi wa ntirho ehofisini ya Mufambisi wa Masipala, Main Road BA 59, Giyani Civic Centre, Etlhelo ka Xibendhleloxakhale xa Khesani, Giyani, 0826 ku ringanela masiku ya makumenarhu ku sukela eka siku ro sungula ra xitiviso (Ravuntlhanu, siku ra Vumakumembirhinarhu ra Nhweti ya Nyenyankulu 2018) ku fika siku ra (Makumembirhinwe Dzivamisoko 2018). Swivilelo kumbe na kunga eneteki loku nga vaku kona ku suka eka xiyenge xihinaxihi swi nga kongomiswa na hikutsalela eka Mufambisi wa Masipala eka kherifu leyi Private X9559, Giyani, 0826 exikarhi ka masiku lawa ringanaka Makumenarhu kusukela eka siku ro sungula ku nga siku ra Makumenarhu Nyenyankulu 2018 (siku ro hetelela ku amukela swivilelo i siku ra Vumakumembrhinwe Dzivamisoko 2018)

Annexure**Vito ra Doroba: Risinga****Nhlayo ya Switandzi: 507****Mavito ya Vakomberi: Masungulo Town & Regional Planners****Kherifu: 85 Thabo Mbeki Drive, Bosveld Centre, 1st Floor Mokopane, 0600****Nomboro ya Riqingo: 015 491 4521**

PROVINCIAL NOTICE 43 OF 2018

Act No. 04 – 2017
Limpopo Adjustments Appropriation Act
2017/18 Financial year

ASSENTED TO	
	
Signed.....	Date.....
<i>[Signature]</i>	15/12/2017
PREMIER OF THE LIMPOPO PROVINCE	

LIMPOPO PROVINCE
-----**LIMPOPO ADJUSTMENTS APPROPRIATION ACT, 2017****[A04-2017]**

LIMPOPO PROVINSIE
-----**LIMPOPO AANSUIWERINGS BEGROTINGSWET, 2017****[W04-2017]**

PROFENSE YA LIMPOPO
-----**MOLAO WA PEAKANYETSO YA TEKANYETSO WA LIMPOPO, 2017****[M04-2017]**

VUNDU LA LIMPOPO
-----**MULAYO WA NDIRANYISO YA MUKOVHO WA LIMPOPO, 2017****[M04-2017]**

XIFUNDZANKULU XA LIMPOPO
-----**NAWU WA KU HUNDZULUXA NKAVELO WA LIMPOPO, 2017****[N04-2017]**

IPHROVINSI YELIMPOPO
-----**MTHETHO WAMATJHUGULUKO WOKWABIWA KWEEMALI
ZEENLINGANISO WE LIMPOPO, KA-2017****[M04-2017]**

ACT

To appropriate adjusted amounts of money from the Provincial Revenue Fund for the requirements of the province in respect of the financial year ending 31 March 2018; and to provide for matters connected therewith.

PREAMBLE

WHEREAS section 226 (2) of the Constitution of the Republic of South Africa, 1996 provides that money may be withdrawn from the Provincial Revenue Fund only in terms of an appropriation by a Provincial Act or as a direct charge against the Provincial Revenue Fund, when it is provided for in the Constitution of the Republic of South Africa, 1996, or a provincial Act;

AND WHEREAS section 26 of the Public Finance Management Act, 1999 (Act No.1 of 1999), provides amongst others that the Provincial Legislature must appropriate money for each financial year for the requirements of the province;

WHEREAS the Limpopo Appropriation Act, 2017 provides for the appropriation of money from the Provincial Revenue Fund to provide for the requirements of the province in respect of the 2017/18 financial year;

AND WHEREAS section 31 of the Public Finance Management Act, 1999 (Act No. 1 of 1999) provides that the MEC for Finance in a province may table an adjustment budget in the provincial legislature subject to section 31(3);

BE IT THEREFORE ENACTED by the Limpopo Provincial Legislature as follows: —

1. Definitions

In this Act, unless the context indicates otherwise, any word or expression to which a meaning has been assigned in the Limpopo Appropriation Act, 2017 (Act No. 3 of 2017) has the meaning assigned to it in that Act.

2. Appropriation of adjusted amounts of money for requirements of province

- (1) Adjusted appropriations of money by the Provincial Legislature from the Provincial Revenue Fund for the requirements of the province in the 2017/18 financial year, to votes and main divisions within a vote, and for specific listed purposes, are set out in the Schedule.
- (2) The spending of appropriations contemplated in subsection (1), is subject to the provisions of this Act, the Public Finance Management Act, 1999 (Act No. 1 of 1999) and the Limpopo Appropriations Act, 2017 (Act No. 3 of 2017).

3. Appropriation listed as specifically and exclusively appropriated

Despite the provisions of any law, appropriations to a vote or main division within a vote that are listed as specifically and exclusively appropriated in the Schedule may only be utilised for the purpose indicated and may not be used for any other purpose, unless a provincial Act amends or changes the purpose for which it was allocated.

4. Short title

This Act is the Limpopo Adjustments Appropriation Act, 2017.

This is to certify that this Act has complied
With the Standing Rules and Orders of the
House and was thus adopted by the Honourable
House on this 23..... Day of Nov..... 2017

Signed: *P. Mphahlele* Date: 23 Nov 2017
SPEAKER OF THE LIMPOPO LEGISLATURE

Page 3 of 31

SCHEDULE								
Details adjustments appropriation								
Vote	Details of Vote	Total	Compensation of Employees	Goods and Services	Other	Transfers and Subsidies	Payments for Capital Assets	Payments for Financial Assets
		R'000	R'000	R'000	R'000	R'000	R'000	R'000
1	Office of the Premier AIM: To ensure good governance, integrated planning and sustainable development within the provincial administration by assisting department to implement their management plans and ensuring departments to implement their management plans and ensuring there is transformation of public service and improved service delivery	9 271	-	7 435	-	(500)	2 336	-
	1. Administration	5 901	3 600	2 315	-	-	(17)	-
	2. Institutional Development	(1 257)	(2 600)	(540)	-	(500)	2 353	-
	3. Policy and Governance	4 657	(1 000)	5 657	-	-	-	-
2	Provincial Legislature AIM: To exercise oversight over the executive arm of government, provide financial and administrative support to political parties represented in the legislature and provide effective administrative management and support to members of the legislature.	55 580	(1 400)	18 340	-	29 720	10 800	-
	1. Administration	15 725	(5 910)	10 265	-	470	10 900	-
	2. Facilities for Members and Political Parties	34 480	1 200	4 030	-	29 250	-	-
	3. Parliamentary Services (Operational & Institutional Support) ..	5 355	3 310	2 045	-	-	-	-
3	Education AIM: To equip the people of the province, through the provision of quality life-long education and training, with the values, knowledge and skills, that will enable them to fulfil a productive role in society	97 345	(105 232)	90 124	-	53 038	62 415	-
	1. Administration	(45 388)	(54 100)	(6 357)	-	15	14 054	-
	2. Public ordinary school education	64 411	(45 682)	59 769	-	50 173	151	-
	3. Independent school subsidies	-	-	-	-	-	-	-
	4. Public special school education	(4 000)	(605)	(5 745)	-	-	2 350	-
	5. Early Childhood Development	(494)	(2 545)	(499)	-	2 850	-	-
	6. Infrastructure Development	41 815	(2 000)	(2 044)	-	-	45 860	-
	7. Examination and Education Related Services	42 000	(3 000)	45 000	-	-	-	-
4	Agriculture and Rural Development AIM: To strive to lead agricultural development to ensure household food security and sound economic growth through agricultural development in the Province. It further aims to guide and support access to resources for agricultural development, enhance the economic performance of the sector, ensure the effective management of natural resources, promote and support participation in Agriculture of women, youth and the disabled and to achieve departmental service excellence.	8 855	(44 515)	21 135	-	20 541	11 094	600
	1. Administration	17 706	4 717	2 096	-	843	9 450	600
	2. Sustainable Resource Management	1 058	(1 668)	2 724	-	-	-	-
	3. Farmer Support and Development	4 584	(40 519)	14 038	-	18 933	12 132	-
	4. Veterinary Services	(507)	(1 082)	55	-	500	-	-
	5. Research & Technology Development Services	(1 999)	(3 734)	2 125	-	250	(340)	-
	6. Agricultural Economics	(1 404)	(1 251)	(153)	-	-	-	-
	7. Structured Agricultural Training	(10 881)	(998)	250	-	15	(10 148)	-
	8. Rural Development Co-ordination	-	-	-	-	-	-	-

Vote	Details of Vote	Total	Compensation of Employees	Goods and Services	Other	Transfers and Subsidies	Payments for Capital Assets	Payments for Financial Assets
		R'000	R'000	R'000	R'000	R'000	R'000	R'000
5	Provincial Treasury AIM: To ensure good governance, integrated planning and sustainable development within the provincial administration by assisting departments to implement their management plans and ensuring there is transformation of the public service and improved service delivery.	(41 711)	(32 650)	(12 789)	-	(19 727)	3 455	20 000
	1. Administration	(5 314)	(11 947)	2 678	-	500	3 455	-
	2. Sustainable Resource Management	(29 151)	(8 752)	(20 225)	-	(20 174)	-	20 000
	3. Asset and Liabilities Management	4 250	(41)	4 038	-	253	-	-
	4. Financial Governance	(11 496)	(11 910)	720	-	(306)	-	-
6	Economic Development, Environment and Tourism AIM: To develop economy, promote and control environment activities in the Province.	194 663	5 000	(12 087)	-	179 233	22 517	-
	1. Administration	11 906	2 000	8 836	-	(2 030)	3 100	-
	2. Economic Development	182 832	-	(236)	-	183 068	-	-
	3. Environmental Affairs	6 425	-	(12 687)	-	(305)	19 417	-
	4. Tourism	(6 500)	3 000	(8 000)	-	(1 500)	-	-
7	Health AIM: To render Health and related service in terms of legislation	563 262	24 767	562 956	-	35 762	(60 223)	-
	1. Administration	2 293	(4 228)	1 450	-	4 278	793	-
	2. District Health Services	516 136	75 372	412 115	-	20 708	7 941	-
	3. Emergency Medical Services	5 000	4 300	-	-	700	-	-
	4. Provincial Hospital Services	55 766	(10 520)	52 765	-	10 815	2 706	-
	5. Central Hospital Services	16 680	4 843	18 952	-	4 636	(11 751)	-
	6. Health Sciences and Training	(48 938)	(52 000)	5 579	-	(5 200)	2 683	-
	7. Health Care Support Services	6 325	7 000	495	-	(175)	(995)	-
	8. Health Facilities Management	10 000	-	71 600	-	-	(61 600)	-
8	Transport AIM: To develop, co-ordinate, implement, manage and maintain an integrated and sustainable multimodal transport and appropriate infrastructure.	28 259	-	11 259	-	-	15 700	1 300
	1. Administration	(700)	-	(1 000)	-	-	(1 000)	1 300
	2. Transport Operations	27 459	-	12 259	-	-	15 200	-
	3. Transport Regulations	1 500	-	-	-	-	1 500	-

Details adjustments appropriation								
Vote	Details of Vote	Total	Compensation of Employees	Goods and Services	Other	Transfers and Subsidies	Payments for Capital Assets	Payments for Financial Assets
		R'000	R'000	R'000	R'000	R'000	R'000	R'000
9	Public Works, Roads and Infrastructure AIM: To manage provincial roads, buildings and properties through mobilisation and optimal utilisation of resources for efficient, accountable and customer-orientated service delivery	292 324	(56 874)	59 384	-	264 114	25 700	-
	1. Administration	27 171	14 618	(10 440)	-	5 793	17 000	-
	2. Infrastructure Operations	4 224	(44 517)	42 359	-	4 982	1 400	-
	3. Expanded Public Works Programme	4 000	(1 500)	5 200	-	-	300	-
	4. Roads Infrastructure	256 929	(25 675)	22 285	-	253 339	7 000	-
10	Community Safety AIM: To ensure an accountable, effective and service orientated South African Police Service in Limpopo, in line with the Constitution, South African Police Act and White Paper on Safety and Security and also to ensure that the South African Police effectively attend to the policing needs of communities that are specific to the Limpopo and its rural composition.	-	(1 488)	1 301	-	(91)	-	276
	1. Administration	(994)	(1 555)	281	-	4	-	276
	2. Civilian Oversight	994	69	1 020	-	(95)	-	-
11	Cooperative Governance, Human Settlement and Traditional Affairs AIM: To capacitate and monitor the local sphere of government, to create an environment within which housing development takes place, ensure that there is co-ordinated regional and district planning, and development, the creation of framework for planning, to facilitate consultative traditional leadership programmes, integrated urban and rural development, and the co-ordination of provincial disaster management.	86 068	(384)	(8 423)	-	83 391	11 484	-
	1. Administration	(8 498)	(5 884)	(1 911)	-	(3 075)	4 372	-
	2. Human Settlement	87 153	2 000	(602)	-	85 153	602	-
	3. Cooperative Governance	(4 879)	(5 000)	(6 410)	-	1 121	5 410	-
	4. Traditional Institutional Development	10 292	8 500	500	-	192	1 100	-
12	Social Development AIM: To enable the department to achieve its primary functions that are: provision of social assistance, Social Security, promoting care and support and poverty alleviation.	7 778	4 100	8 008	-	(4 200)	(122)	-
	1. Administration	-	-	5 500	-	-	(5 500)	-
	2. Social Welfare Services	2 378	-	(2 500)	-	-	4 878	-
	3. Children and Families	2 117	1 317	300	-	-	500	-
	4. Restorative services	3 283	2 783	500	-	-	-	-
	5. Development and Research	-	-	4 200	-	(4 200)	-	-
13	Sport, Arts and Culture AIM: To enhance unity in diversity through provisioning of services for sustainable development of sport, arts, culture and heritage in Limpopo	5 721	-	(1 581)	-	539	6 743	-
	1. Administration	1 359	-	(550)	-	158	1 751	-
	2. Cultural Affairs	219	-	(855)	-	233	841	-
	3. Library and Archives Services	4 133	-	308	-	138	3 889	-
	4. Sport and Recreation	10	-	(482)	-	10	482	-
	Amount to be voted	1 307 395	(211 874)	743 074	-	641 820	111 999	22 176

PROVINSIALE KENNISGEWING 43 VAN 2018

Engelse teks deur die Premier goedgekeur

Datum.....

WET

Om voorsiening te maak vir toepaslike aansuiweringsbedrae geld vanaf die Provinsiale Inkomste Fonds om in die behoeftes van die provinsie te voorsien met betrekking tot die finansiële jaar eindigend 31 Maart 2018; en om voorsiening te maak vir aspekte wat daarmee verband hou.

AANHEF

NADEMAAL artikel 226(2) van die Grondwet van die Republiek van Suid- Afrika, 1996, voorsiening maak dat geld uit die Provinsiale Inkomste Fonds slegs onttrek mag word ingevolge die toewysing van 'n Wet deur die Parlement;

EN NADEMAAL artikel 26 van die Openbare Finansiële Bestuurswet, 1999 (Wet 1 van 1999) voorsien dat die Provinsiale Wetgewer geld moet bewillig vir elke finansiële jaar ten einde in die behoeftes van die provinsie te voorsien;

NADEMAAL die Limpopo Begrotingswet, 2017 voorsiening maak vir die bewilliging van geld vanaf die Provinsiale Inkomste Fonds om te voorsien in die vereistes van die provinsie vir die 2017/18 finansiële jaar.

EN NADEMAAL artikel 31 van die Openbare Finansiële Bestuurswet , 1999 (Wet Nr. 01 van 1999) maak voorsiening dat die LUR vir Finansies 'n aansuiweringsbegroting in die Provinsiale Wetgewer ter tafel mag lê onderworpe aan subartikel (3).

WORD DAAR DERHALWE deur die Limpopo Provinsiale Wetgewer as volg bepaal:-

1. OMSKRYWINGS

In hierdie Wet, tensy uit die samehang anders blyk, enige woord of uitdrukking waartoe 'n betekenis geheg is ingevolge die Limpopo Begrotingswet 2016, het die betekenis soos toegeken deur die Wet.

2. Bewilliging van aansuiweringsbedrae van geld vir die behoeftes van die provinsie

- (1) Aansuiwerings bewilliging van geld deur die Provinsiale Wetgewer vanaf die Provinsiale Inkomte Fonds vir die behoeftes van die provinsie vir die 2016/17 finansiële jaar, toegeken aan 'n pos en hoofafdelings binne 'n pos asook vir spesifiek gelyste doelwitte, word ingevolge die Artikel uiteengesit.
- (2) Die aanwending van bewilligde fondse is onderhewig aan bepalings van die Openbare Finansiële Bestuurswet, 1999 (Wet 1 van 1999).

3. Bewilliging gelys as spesifiek en uitsluitlik

Afgesien van die bepalings deur enige wet, mag die toewysings ingevolge die Skedule aan 'n pos of hoofafdeling binne 'n pos wat gelys is as spesifiek en uitsluitlik, slegs aangewend word vir die doel soos aangedui en nie vir enige ander doel nie, tensy 'n Wet deur die Parlement die doel wysig of verander waarvoor dit bewillig was.

4. Korttitel

Hierdie Wet word genoem die Limpopo Aansuiwerings Begrotingswet, 2017.

This is to certify that this Act has complied
With the Standing Rules and Orders of the
House and was thus adopted by the Honourable
House on this 23..... Day of Mar..... 2017
Signed: *P. M. M. M.* Date: 23 Mar 2017
SPEAKER OF THE LIMPOPO LEGISLATURE

Besonderhede van aangesulwerde begroting								
Pos	Besonderhede van Begrotingspos	Totaal R'000	Besoldiging van werkers R'000	Goedere en dienste R'000	Ander R'000	Oordragte en subsidies R'000	Betalings vir Kapitaal bates R'000	Betalings vir Finansiële Bates R'000
1	Kantoor van die Premier Doel: Om goeie regering, geïntegreerde beplanning en volhoubare ontwikkeling binne die Provinsiale administrasie te verseker deur die departemente by te staan om hul bestuursplanne te implementeer en te verseker dat daar transformasie van die staatsdiens is en dat dienslewering verbeter word.	9 271	-	7 436	-	(500)	2 336	-
	1 Administrasie	5 901	3 600	2 318	-	-	(17)	-
	2 Institutionale Ontwikkeling	(1 287)	(2 600)	(540)	-	(500)	2 353	-
	3 Beleid en Bestuur	4 657	(1 000)	5 657	-	-	-	-
2	Provinsiale Wetgewer Doel: Om oorsig oor die uitvoerende arm van die regering uit te oefen, om finansiële en administratiewe steun aan politieke partye wat in die wetgewer verteenwoordig word te bied en om doeltreffende administratiewe bestuur en ondersteuning aan lede van die wetgewer te bied.	56 560	(1 400)	16 340	-	29 720	10 900	-
	1 Administrasie	15 725	(5 910)	10 285	-	470	10 900	-
	2 Fasiliteite vir Lede en Politieke Partye	34 480	1 200	4 030	-	29 250	-	-
	3 Parlementêre Dienste (Operasionele en Institusionele)	5 355	3 310	2 045	-	-	-	-
3	Onderwys Doel: Om die mense van die Provinsie toe te rus deur die verskaffing van kwaliteit lewenslange onderwys en opleiding met die waardes, kennis en vaardighede wat hulle in staat stel om 'n produktiewe rol in die samelewing te vervul.	97 345	(108 232)	90 124	-	63 038	62 415	-
	1 Administrasie	(46 388)	(54 100)	(6 357)	-	15 00	14 054,00	-
	2 Openbare gewoneskoolonderwys	64 411	(45 662)	59 789 00	-	50 173	151	-
	3 Onafhanklikeskole se subsidies	-	-	-	-	-	-	-
	4 Openbare spesialeskoolonderwys	(4 000)	-605 00	-5 745 00	-	-	2 350 00	-
	5 Vroeë-kindergartenontwikkeling	(494)	-2 845 00	(499)	-	2 850 00	-	-
	6 Infrastruktuur Ontwikkeling	41 818	(2 000)	(2 044)	-	-	45 860 00	-
	7 Hulp- en Verbandhoudende Dienste	42 000	(3 000)	45 000	-	-	-	-
4	Landbou Doel: Om te streef na die neem van leiding in landbouontwikkeling en om sodoende te verseker dat daar huishoudelike voedselsekuriteit is en dat gesonde ekonomiese groei deur ontwikkeling van landbou in die Provinsie plaasvind. Nog 'n verdere doelwit is om die toeganklikheid tot bronne vir landbouontwikkeling te verskaf en te ondersteun, om die ekonomiese uitsette van die sektor te verhoog, die doeltreffende bestuur van natuurlike hulpbronne te verseker, die bevordering en ondersteuning van die deelname van vroue, die jeug en die gestremdes in Landbou te bevorder en om uitnemende dienslewering deur die departemente te bereik.	8 866	(44 816)	21 136	-	20 641	11 094	600
	1 Administrasie	17 705	4 717	2 096	-	843	9 450	600
	2 Volhoubare Hulpbronbestuur	1 056	(1 668)	2 724	-	-	-	-
	3 Boerondersteuning en Ontwikkeling	4 584	(40 519)	14 038	-	18 933	12 132	-
	4 Veerarsenydienste	(507)	(1 062)	55	-	500	-	-
	5 Tegnologiesenavorsing en Ontwikkelingsdienste	(1 669)	(3 734)	2 125	-	250	(340)	-
	6 Landbouekonomie	(1 404)	(1 251)	(153)	-	-	-	-
	7 Gestruktureerde Landbouopleiding	(10 881)	(998)	250	-	15	(10 148)	-
	8 Landelike Ontwikkeling koördinasie	-	-	-	-	-	-	-

Besonderhede van aangesuiwerde begroting								
Pos	Besonderhede van Begrotingspos	Totaal	Besoldiging van werkers	Goeders en Dienste	Ander	Oordragte en subaldises	Betalings vir kapitaal bates	Betalings vir Finansiële bates
		R'000	R'000	R'000	R'000	R'000	R'000	R'000
5	Provinsiale Tesourie Doel: Om doeltreffende staatsbestuur te verseker, geïntegreerde beplanning en volhoubare ontwikkeling binne die provinsiale administrasie deur ondersteuning aan departemente om hul bestuursplanne te implimenteer en te verseker dat daar transformasie in die staatsdiens in en verbeterde dienslewering.	(41 711)	(32 650)	(12 789)	-	(19 727)	3 455	20 000
	1. Administrasie	(5 314)	(11 947)	2 678	-	500	3 455	-
	2. Volhoubare Hulpbronbestuur	(29 151)	(8 752)	(20 225)	-	(20 174)	-	20 000
	3. Bate en Laste Bestuur	4 250	(41)	4 038	-	253	-	-
	4. Finansiële Bestuur	(11 496)	(11 910)	720	-	(306)	-	-
6	Ekonomiese Ontwikkeling, Omgewing en Toerisme. Doel: Om die ekonomie te ontwikkel en omgewingsaktiwiteite in die Provinsie te bevorder en te beheer.	194 663	5 000	(12 087)	-	179 233	22 517	-
	1. Administrasie	11 906	2 000	8 836	-	(2 030)	3 100	-
	2. Ekonomiese Ontwikkeling	182 832	-	(236)	-	183 068	-	-
	3. Omgewingsake	6 425	-	(12 687)	-	(305)	19 417	-
	4. Toerisme	(5 500)	3 000	(8 000)	-	(1 500)	-	-
7	Gesondheid Doel: Om Gesondheid en verwante dienste kragtens wetgewing, te lewer.	563 262	24 767	562 956	-	36 762	(60 223)	-
	1. Administrasie	2 293	(4 228)	1 450	-	4 278	793	-
	2. Distriks-gesondheidsdienste	518 138	75 372	412 115	-	20 708	7 941	-
	3. Nood-mediesedienste	5 000	4 300	-	-	700	-	-
	4. Provinsiale-hospitaaldienste	55 766	(10 520)	52 765	-	10 815	2 706	-
	5. Sentrale-hospitaaldienste	16 680	4 843	18 952	-	4 636	(11 751)	-
	6. Gesondheidswetenskappe en -Opleiding	(48 838)	(52 000)	5 579	-	(5 200)	2 683	-
	7. Gesondheidsorg-ondersteuningsdienste	6 325	7 000	495	-	(175)	(995)	-
	8. Gesondheids fasiliteite bestuur	10 000	-	71 600	-	-	(61 600)	-
8	Paasle en Vervoer Doel: Om 'n veilige geïntegreerde multimodale vervoerstelsel in die Provinsie te voorsien en ontwikkel te onderhou.	28 259	-	11 259	-	-	15 700	1 300
	1. Administrasie	(700)	-	(1 000)	-	-	(1 000)	1 300
	2. Openbare Werke	27 459	-	12 259	-	-	15 200	-
	3. Uitgebreide Openbare Werkebestuur	1 500	-	-	-	-	1 500	-

Besonderhede van aangesuiwerde begroting								
Pos	Besonderhede van Begrotingspos	Totaal	Besoldiging van werkers	Goedere en Dienste	Ander	Oordragte en subesidies	Betalings vir kapitaalbaties	Betalings vir Finansiële bates
9	Openbare werke, Paaie en Infrastruktuur Doel: Om die provinsiale paaie, -geboue en eiendom te bestuur deur die mobilisering en optimale benutting van hulpbronne vir doeltreffende, verantwoordbare en kliergerigte dienslewering	292 324	(56 874)	59 384	-	264 114	26 700	-
1	Administrasie	27 171	14 815	(10 440)	-	5 793	17 000	-
2	Openbare werke	4 224	(44 517)	42 359	-	4 982	1 400	-
3	Uitgebreide Openbare Werkebestuur	4 000	(1 500)	5 200	-	-	300	-
4	Paaieinfrastruktuur	256 929	(25 675)	22 285	-	253 339	7 000	-
10	Veiligheid, Sekuriteit en Skakeling DOELWIT Om 'n verantwoordbare, doeltreffende en dienigerigte Suid-Afrikaanse Polisie diens in Limpopo te verseker, volgens die Grondwet, die Suid-Afrikaanse Polisie wet en die Wilskrif oor Veiligheid en Sekuriteit en om ook te verseker dat die Suid-Afrikaanse Polisie doeltreffend aandag gee aan die polisiëringsbehoeftes van die gemeenskap wat spesifiek tot Limpopo en sy plattelandse samestelling behoort.	-	(1 486)	1 301	-	(91)	-	276
1	Administrasie	(994)	(1 555)	281	-	4	-	276
2	Burgerlike Oorsig	994	69	1 020	-	(95)	-	-
11	Plaaslike Regering en Behuising Doel: Om bevoegdheid te gee aan die plaaslike regeer van regering en om dit te monitor, om 'n omgewing te skep waarin die ontwikkeling van behuising plaasneem, om te verseker daar gekoördineerde streeks- en distriksbeplanning is, asook om ooreengestemde-tradisioneleleierskapsprogramme te vergemaklik, asook geïntegreerde stads- en plattelandse ontwikkeling en die koördinering van provinsiale-rampbestuur.	86 065	(384)	(8 423)	-	83 391	11 484	-
1	Administrasie	(6 495)	(5 854)	(1 911)	-	(3 075)	4 372	-
2	Menslike Nedersettings	67 153	2 000	(602)	-	65 153	602	-
3	Plaaslike regering	(4 878)	(5 000)	(6 410)	-	1 121	5 410	-
4	Tradisionele Institusionele Ontwikkeling	10 292	8 500	500	-	192	1 100	-
12	Maatskaplike Ontwikkeling Doel: Om die Departement in staat te stel om die hoof funksies soos: die voorsiening van maatskaplike bystand, Maatskaplike sekuriteit, om versorging en ondersteuning te bevorder asook die uitwissing van armoede	7 778	4 100	6 000	-	(4 200)	(122)	-
1	Administrasie	-	-	5 500	-	-	(5 500)	-
2	Maatskaplike-weltyndienste	2 378	-	(2 500)	-	-	4 878	-
3	Kinders en Families	2 117	1 317	300	-	-	500	-
4	Herstellende Dienste	3 283	2 783	500	-	-	-	-
5	Ontwikkeling en Navorsing	-	-	4 200	-	(4 200)	-	-
13	Sport, Kuns en Kultuur Doel: Om eenheid in verskillendheid te bevorder deur die voorsiening van diens te vir volhoubare ontwikkeling van sport, kuns, kultuur en die erfenis in Limpopo	5 721	-	(1 661)	-	639	6 743	-
1	Administrasie	1 359	-	(550)	-	158	1 751	-
2	Kultuursake	219	-	(855)	-	233	641	-
3	Biblioteek en Inligtingsdienste	4 133	-	308	-	135	3 689	-
4	Sport en Ontspanning	10	-	(462)	-	10	462	-
Die Bedrag geld om voor te begroot		1 307 396	(211 674)	743 074	-	641 820	111 399	22 176



MOLAO

Go beakanyetša ditekanyetšo tša ditšhelete go tšwa go Sekhwama sa Letseno sa Profense go ya ka dinyakwa tša profense go ngwaga wa ditšhelete wo o felago ka 31 Matšhe 2018; le go beakanyetša merero ya go sepelelana le tšona.

MATSENO

KA GE karolo 226(2) ya Molaotheo wa Rephabliki ya Afrika Borwa, 1996, e beakanyetša gore tšhelete e ka gogwa go tšwa go Sekhwama sa Letseno sa Profense go ya ka Molao wa Palamente;

LE GONA KA GE karolo 26 ya Molao wa Taolo ya Matlotlo a Setšhaba, 1999 (Molao 1 wa 1999) e beakanyetša gore Lekgotlatheramelao la Profense le swanetše go beakanyetša tekanyetšo ya ditšhelete ngwaga o mongwe le o mongwe wa ditšhelete wa profense;

KA GE Molao wa Tekanyetšo wa Limpopo, 2017 o beakanyetša tekanyetšo ya ditšhelete ya go tšwa go Sekhwama sa Letseno la Profense go ka beakanyetša dinyakwa tša profense ka ga ngwaga wa ditšhelete wa 2017/18;

KA GO REALO GO BEWA MOLAO Karolo 31 ya Molao wa Taolo ya Matlotlo a Setšhaba, 1999 (Molao 01 wa 1999) o dumelela Molekgotlaphethiši wa Matlotlo go bala Tekanyetšo Tokišwa ka go Lekgotlatheramelao la Profense go ya ka karolwana (3),

1. Dithalošo

Ka mo Molaong wo, ka ntle ga ge diteng di laetša ka tsela ye nngwe, lentšu goba tlhagišo efe goba efe yeo e filwego tlhalošo ka go Molao wa 2016 Tekanyetšo, e na le tlhalošo ye e filwego ka go Molao woo.

2. Ditekanyetšo tša dipalomoka tša ditšhelete tše di beakanyeditšwego go ya ka dinyakwa tša profense

(1) Ditekanyetšo tša tšhelete tše beakanyeditšwego ke Lekgotlatheramelao la Profense go tšwa go Sekhwama sa Letseno sa Profense go dinyakwa tša profense mo ngwageng wa ditšhelete wa 2016/17, go dikabo le dikarolokgolo ka gare ga kabo, le merero ye e itšego ye e tšweletšwego, di tšweletšwa ka gare ga Šetule.

(2) Go šomišwa ga ditekanyetšo tše di ukangwago go ya ka Molao wa Taolo ya Matlotlo a Setšhaba, 1999 (Molao 1 wa 1999).

3. Tekanyetšo bjalo ka ge e tšweleditšwe e le ya go phetha merero ye e itšego le gona ya go ikgetha

Ka ntle ga peakanyetšo tša molao ofe goba ofe, ditekanyetšo go kabo goba karolokgolo ka gare ga kabo tšeo di tšweletšwego tše beakanyeditšwego go phetha merero ye e itšego le gona ya go ikgetha ka go Šetule di ka šomišetšwa feela merero ye mengwe, ka ntle ga ge Molao wa Palamente o fetola goba o fetoša morero wo di bego di abetšwe ona.

4. Thaetlele e kopana

Molao wo o tla bitšwa Molao wa Peakanyetšo ya Tekanyetšo wa Limpopo, 2017.

This is to certify that this Act has complied
With the Standing Rules and Orders of the
House and was thus adopted by the Honourable
House on this 23..... Day of Nov.....2017

Signed: *P. M. M. M.* Date: 23 Nov 2017
SPEAKER OF THE LIMPOPO LEGISLATURE

Dibang tsa tekanyetso yea e fetoletšwego								
Kabo	Tlhaloso	Palomoka	Maputso ya Balemi	Ditheko le Ditirelo	Ya nngwa	Diphetisetso le Ditšuso tsa ditšhelele	Ditirelo tsa Ditšoto tsa kgole	Ditirelo tsa Ditšoto tsa Matšoto
		R'000	R'000	R'000	R'000	R'000	R'000	R'000
1	Oñai ya Tona kgole MAIKEMISĒTŠO: Go neletšisa pušo ye e lokilego, peakanyo yea e kopanšwego le tlhabollo ye e matlafetšego ka gare ga tšhepedišo ya profense ka go thuša dikgoro go phetšagetšha maano a tšona a tšhepedišo le go neletšisa gore go na le kaonatlaišo ya ditirelo tša setšhaba le kabo ya ditirelo yea e kaonatlaišego	9 271	-	7 435	-	(500)	2 335	-
	1 Tšhepedišo	5 901	3 600	2 315	-	-	(17)	-
	2 Tšwetšo pele ya mitalušene	(1 287)	(2 600)	(540)	-	(500)	2 353	-
	3 Mananeo tšhepedišo le Pušo	4 657	(1 000)	5 657	-	-	-	-
2	Lekgotšapeamela e le Profense MAIKEMISĒTŠO: Go phetšagetšha boukamedi go lekata-phethišo la mšušo, go aba theko ya matšoto le taolo go diphahli tša dipolotiki tšeo di ametšwego ka go Lekgotšapeamela le go aba taolo ya maleba ya tšhepedišo le thekgo go matoko a Lekgotšapeamela	55 590	(1 400)	16 340	-	29 720	10 900	-
	1 Tšhepedišo	15 725	(5 910)	10 265	-	470	10 900	-
	2 Ditšhekelo tša Matoko le Mekgato ya Dipolotiki	34 480	1 200	4 030	-	29 250	-	-
	3 Ditirelo tša Palamente (Thekgo ya Tšhepedišo le mitalušene)	5 355	3 310	2 045	-	-	-	-
3	Thuto MAIKEMISĒTŠO: Go tlabela badudi ba profense, ka kabo ya thuto le tlhaho ya boleng le ya bophelo ka moka, ka mehoia, tšeba le bokgoni, tšeo di tla go ba kgontšha go šhilelela karolo ya yona ya tšwetšo setšhabeng	97 345	(108 232)	90 124	-	53 038	62 415	-
	1 Tšhepedišo	(48 388)	(54 100)	(6 357)	-	15	14 054	-
	2 Thuto ya Sekolo sa Setšhaba ya Setšwadi	64 411	(45 682)	59 769	-	50 173	151	-
	3 Thušo ya Mešeleng ya Dikolo tše Ikemego	-	-	-	-	-	-	-
	4 Thuto ya Dikolo tše tšhelele tša Setšhaba	(4 000)	(605)	(5 745)	-	-	2 350	-
	5 Tlhabollo ya Bana Botseng	(494)	(2 845)	(499)	-	2 550	-	-
	6 Tlhabollo ya Matarahatšha	41 816	(2 000)	(2 044)	-	-	45 860	-
	7 Ditirelo tša Thušo le tše Sepeletanego le tšona	42 000	(3 000)	45 000	-	-	-	-
4	Temo MAIKEMISĒTŠO: Go phegelela go ata pele tlhabollo ya tša temo go neletšisa polokego ya dije tša ka lapeng le kgole ya e kwagatšego ya ekonomo ka tšela ya tlhabollo ya tša temo ka profenseng E tšwetšepetšo go ikemisetšha go tlhaho le go thekga phihlelelo ya methopo ya tlhabollo ya temo, go tšhetšha tšhomo ya ekonomo ya leka-leka, go neletšisa taolo ya maleba ya methopo ya tlhago, go godiša le go thekga go tšea karolo go tša temo ka basadi, bafsa le bagolofadi go šhilelela bokgoni bja kabo ya ditirelo ka kgole	8 855	(44 915)	21 136	-	20 641	11 094	600
	1 Tšhepedišo	17 706	4 717	2 096	-	643	9 450	600
	2 Thušo ya Methopo ya e Matlafetšego	1 056	(1 688)	2 724	-	-	-	-
	3 Thekgo le Tlhabollo ya Balemi	4 584	(40 519)	14 038	-	18 933	12 132	-
	4 Ditirelo tša Kalato ya Druwa	(507)	(1 062)	55	-	500	-	-
	5 Ditirelo tša Dnyakišilo ya Theknoloji le Tlhabollo	(1 699)	(3 734)	2 125	-	250	(340)	-
	6 Ekonomo ya tša Temo	(1 404)	(1 251)	(153)	-	-	-	-
	7 Tlhalo ya tša Temo ye e Beakantšwego	(10 851)	(998)	250	-	15	(10 148)	-
	8 Thulagano ya Tlhabollo ya Dnaga Magae	-	-	-	-	-	-	-

Diteng tsa tekanyetso yeo e fetolitšwego								
Kabo	Tlhaloso	Palomoka	Meputso ya Basomi	Ditheko le Ditirelo	Ye nngwe	Diphethisetso le Dithuso tsa ditshelata	Ditafelo tsa Dithoto tsa kgole	Ditafelo tsa Dithoto tsa Matlotlo
		R'000	R'000	R'000	R'000	R'000	R'000	R'000
5	Sekhwama-llotlo sa Profense MAIKEMISĒTŠO: Go sepediša Sekhwama-llotlo sa Profense	(41 711)	(32 650)	(12 789)	-	(19 727)	3 455	20 000
	1. Tshepedišo	(5 314)	(11 947)	2 678	-	500	3 455	-
	2. Taolo ye e Matlafetsego ya Methopo	(29 151)	(8 752)	(20 225)	-	(20 174)	-	20 000
	3. Taolo ya Diphahlo le Dithoto	4 250	(41)	4 038	-	253	-	-
	4. Taolo ya Matlotlo	(11 496)	(11 910)	720	-	(306)	-	-
6	Tlhabollo ya Ekonomi, Tikologo le Bosti MAIKEMISĒTŠO: Go hlabilola ekonomi, go godiša taolo mešomo ya tikologo ka mo Profenseng.	194 063	5 000	(12 087)	-	179 233	22 617	-
	1. Tshepedišo	11 906	2 000	8 836	-	(2 030)	3 100	-
	2. Kago ya Ekonomi	182 832	-	(236)	-	183 068	-	-
	3. Merero ya Tikologo	6 425	-	(12 687)	-	(305)	19 417	-
	4. Bosti	(6 500)	3 000	(8 000)	-	(1 500)	-	-
7	Maphelo MAIKEMISĒTŠO: Go aba ditirelo tsa maphelo le tse amanago le tšona go ya ka molao.	683 262	24 787	562 968	-	36 762	(60 223)	-
	1. Tshepedišo	2 293	(4 228)	1 450	-	4 278	793	-
	2. Ditirelo tsa Maphelo tsa Dilete	516 136	75 372	412 115	-	20 708	7 941	-
	3. Ditirelo tsa Kalafo tsa Tšhoganetšo	5 000	4 300	-	-	700	-	-
	4. Ditirelo tsa Maokelo tsa Profense	55 766	(10 520)	52 765	-	10 815	2 706	-
	5. Ditirelo tsa Maokelo tsa Gare	16 680	4 843	18 952	-	4 836	(11 751)	-
	6. Disaense tsa Maphelo le Tlhalo	(48 936)	(52 000)	5 579	-	(5 200)	2 683	-
	7. Ditirelo tsa Thekgo ya Tlhokomelo ya Maphelo	6 325	7 000	495	-	(175)	(995)	-
	8. Taolo ya Ddirišwa tsa Maphelo	10 000	-	71 600	-	-	(61 600)	-
8	Dinamelwa MAIKEMISĒTŠO: Go beakanyetša go Naboŋa le go boika dinamelwa tsa bolokegilego tse lomagantšwego tsa go matlatala le mananeokgoparara a maleba	28 259	-	11 259	-	-	15 700	1 300
	1. Tshepedišo	(700)	-	(1 000)	-	-	(1 000)	1 300
	2. Tshomiso ya dinamelwa	27 459	-	12 259	-	-	15 200	-
	3. Taolo ya Dinamelwa	1 500	-	-	-	-	1 500	-

Dibang tsa tekanyetso yea e fetoletswego								
Kabo	Tihlase	Palomoka	Meputso ya Basomi	Ditshoko la Ditirelo	Ye nngwe	Diphethetso le Dithuso tsa ditshelato	Ditirelo tsa Dithoto tsa kgole	Ditirelo tsa Dithoto tsa Masetlo
9	Mešomo ya Setšhaba, Ditirelo le Manaokgoparara Maikemišetšo: Go laola meago le dithoto tša profense ka tšhomišo ya melhoro e maleba e beakantšwego bakeng sa go aba ditirelo tša kgontšhego, tša maikarabela gape tšeo di diralago badiriši.	292 324	(86 874)	69 384	-	264 114	26 708	-
	1 Tšhepedišo	27 171	14 818	(10 440)	-	5 793	17 000	-
	2 Tšhomišo ya Matarahlahla	4 224	(44 517)	42 359	-	4 982	1 400	-
	3 Lenaneo la Mesomo ya setšhaba	4 000	(1 500)	5 200	-	-	300	-
	4 Manaokgoparara a Dinamohwa	258 929	(25 875)	22 285	-	253 339	7 000	-
10	Polokego Ya Setšhaba Maikemišetšo: Go natefetša gore Tiro ya Sephodiša sa Afrika Borwa mo Limpopo e šoma ka tšhwanelo go sepelelana le Molaotheo, Molao wa Sephodiša wa Afrika Borwa le Molao Tšhisišinywa wa Polokego le Tšhireletšo le go natefetša gore Sephodiša sa Afrika Borwa se natefetša dinyakwa tša tšhireletšo ya badudi tšeo di nyakwago ke Limpopo le dinagamegae tša yona.	-	(1 486)	1 301	-	(91)	-	276
	1 Tšhepedišo	(994)	(1 555)	291	-	4	-	276
	2 Tekolo ya Bathong	994	69	1 020	-	(95)	-	-
11	Pušo Selegae le Kago ya Mengwako Maikemišetšo: Go matlafatša le go fokola mmušo wa setegae, go hlama tšikologo yoa a lego gore tšhabollo ya mengwako e tšeo karolo, go natefetša gore go na le peakanyo yea e kgokagantšwego ya dilete le ditšitiki le tšhabollo, go nngwa ga sebopego sa peakanyo bakeng sa go nolofatša mananeo a go rerišanwa a boetapele bja setšo, tšhabollo yea e lomagantšwego ya metšesetšoropong le ya magoeng, le kgokagantšho ya taolo ya masetlapolo ya profense.	88 068	(284)	(8 423)	-	83 391	11 484	-
	1 Tšhepedišo	(6 498)	(5 884)	(1 911)	-	(3 075)	4 372	-
	2 Ditirelo tša Mediro ya Setšhaba	87 153	2 000	(602)	-	85 153	602	-
	3 Pušo Selegae	(4 879)	(5 000)	(5 410)	-	1 121	5 410	-
	4 Tšhabollo ya dšhangwa tša Setšo	10 292	8 500	500	-	192	1 100	-
12	Tšhabollo ya Leago MAIKEMIŠETŠO: Go tšusa kgoro go tšhelela mešomo ya yona ya melho yea e lego, kabo ya tšuso ya tša leago, tšhireletšo ya tša leago, go godiša tšhokomelo le tšhego le tšwantšho ya bodidi.	7 776	4 100	8 000	-	(4 200)	(122)	-
	1 Tšhepedišo	-	-	5 500	-	-	(5 500)	-
	2 Ditirelo tša Mediro ya Setšhaba	2 378	-	(2 500)	-	-	4 878	-
	3 Bana le Malapa	2 117	1 317	300	-	-	500	-
	4 Ditirelo tša tšošošošo	3 283	2 783	500	-	-	-	-
	5 Tšhabollo le Dnyaklišo	-	-	4 200	-	(4 200)	-	-
13	Dipapadi, Bokgabo le Setšo Maikemišetšo: Go matlafatša botee ka go pharologanya ka go beakanyetša ditirelo bakeng sa tšhabollo e sa tšhelelelago ya dipapadi, bokgabo le setšo le botwa ka Limpopo.	6 721	-	(1 661)	-	839	6 743	-
	1 Tšhepedišo	1 359	-	(550)	-	158	1 751	-
	2 Merero ya Setšo	219	-	(825)	-	233	841	-
	3 Ditirelo tša Bokgobapuku le Bolofa tša Kgale	4 133	-	308	-	138	3 689	-
	4 Dipapadi le Botapobšo	10	-	(462)	-	10	462	-
	Palomoka ya e swanetšwego go abja	1 307 396	(211 674)	743 074	-	641 820	111 999	22 176

Linwalo la luisimane lo saziwa nga Phirimia
Deithi.....

MULAYO

U kovhanya thanganyelo ya tshelede yo linganyiswaho u bva kha Tshikwama tsha Mbuelo ya Vundu hu u itela thodea dza vundu hu tshi tevhelwa nwaha wa muvhalelano u fhelaho nga la 31 Thafamuhwe 2017; na u netshedza mafhungo a elanaho na zwo bulwaho afho ntha.

SIANGANE

HU TSHI TEVHELWA khethekanyo 226(2) ya Mulayotewa wa Riphabuliki ya Afurika Tshipembe, 1996, u netshedza zwauri tshelede i nga bviswa u bva kha Tshikwama tsha Mbuelo ya Vundu hu tshi tevhelwa fhedzi ndila ya mukovho nga Mulayo wa Phalamennde;

NAHONE HU TSHI TEVHELWA khethekanyo 26 ya Mulayo wa Ndangulo ya Gwama la Vhathu, 1999 (Mulayo 1 wa 1999) u netshedza zwauri Vhusimamulayo ha Vundu vhu tea u kovhanya tshelede kha nwaha munwe na munwe wa muvhalelano zwi tshi ya nga thodea dza vundu;

HU URI Mulayo wa Mukovho wa Limpopo, 2017 u netshedza zwa u kovhiwa ha masheleni u bva kha Tshikwama tsha Mbuelo ya Vundu u itela u netshedza thodea dza vundu nga ha nwaha wa muvhalelano wa 2017/18.

NAHONE HU TSHI TEVHELWA Khethekanyo 31 ya Mulayo wa Ndangulo ya Gwama la Tshitshavha, 1999 (Mulayo 01 wa 1999) u netshedza uri Murado wa Khorotshitumbe ya gwama a nga swikisa nzudzanyo ya mugaganyagwama kha vhusimamilayo ha vundu hu tshi tevhedzwa khethekanyo thukhu (3)

HU KHOU VHEWA MULAYO nga Vhusimamulayo ha Vundu la Limpopo, sa zwi tevhelaho:-

1. Thandavhudzo

Kha Mulayo uyu, nga nda ha musu zwi re ngomu zwi tshi amba nga inwe ndila, hune zwine zwa amba zwone zwa vha zwo sumbedzwa kha Mulayo wa Mukovho wa Limpopo, 2016 zwa vha na zwine zwa amba zwone zwo sumbedzwaho kha Mulayo.

2. U kovhanywa ha thanganyelo ya tshelede yo linganyiswaho u itela thodea dza vundu

(1) Mukovho wa tshelede yo linganyiswaho ya Vhusimamulayo ha Vundu i tshi bva kha Tshikwama tsha Mbuelo ya Vundu u itela thodea dza vundu kha nwaha wa muvhalelano 2016/17, kha voutu na khethekanyo khulwane kha voutu, nahone hu na u tevhetshedzwa ha mishumo lwo khetheaho, zwo netshedzwa kha Shedulu.

(2) U shumiswa ha mikovho yo sedzuluswaho zwi nga fhasi ha Mulayo wa Ndangulo ya Gwama la Vhathu, 1999 (Mulayo 1 wa 1999).

3. Mukovho sa zwe wa tevhetshedziswa zwone nga ndila ya vhuthogwa nahone lwo fhelelaho

Nga nda ha u netshedzwa ha mulayo munwe na munwe, khovhanyo dza voutu kana u khethekana huhulwane kha voutu dzo tevhetshedzwaho na u kovhanywa nga ndila ya vhuthogwa nahone yo fhelelaho kha Shedulu dzi nga shumiswa fhedzi kha mushumo wo sumbedzwaho nahone dzi nga si shumiswe kha minwe mishumo, nga nda ha musu Mulayo wa Phalamennde u tshi nga khwinisa kana u shandukisa mushumo we wa vha wo tetshelwa wone.

4. Thoho thukhu

Mulayo uyu u do vhidzwa upfi Mulayo wa Ndinganyiso ya Mukovho 2017.

This is to certify that this Act has complied
With the Standing Rules and Orders of the
House and the Rules adopted by the Honourable
House on the 23rd Day of Nov. 2017
Signed: *P. A. ...* Date: 23 Nov 2017
SPEAKER OF THE LIMPOPO LEGISLATURE

SHEDULU								
Thandavhudzo ya zwi bviwa zwo shandukiswa								
Votsu	Thandavhudzo	Thanganyelo nga votsu na khethekanyo khulwane	Mpadele dza zwino	Pfukiso	Dzwinwevho	Pfukiso na ndambezo kha	Mbadalo dza Ndaka dza Pfuma	Amounta specifically and exclusively appropriated
		R'000	R'000	R'000	R'000	R'000	R'000	R'000
1	Ofisi ya premia NDIVHO: U vhetshela Ndaulo ya Vundu zwi tshi tushelana na mbekanyamatele ya Lushaka, na u khwisa matshilo a vathu vha vundu	9 271	-	7 438	-	(500)	2 336	-
	1. Ndaulo	5 901	3 600	2 318	-	-	(17)	-
	2. Mvelediso Zwimiswa	(1 287)	(2 800)	(540)	-	(500)	2 353	-
	3. Mavhusele na Mbekanyamatele	4 657	(1 000)	5 657	-	-	-	-
2	Vhusimamlayo ha Vundu NDIVHO: U shimisisa vhubinduleli kha tshipide tsha khoro ya muhuso u vho na uri hu vha na u shela mulenze nga vathu kha matshimbizelo, u phasisa mileyo kha Vhusimamlayo, u netshedza thikhedzo ya ndaulo na mashelani kha mahoro a politiki o imehwa kha vhusimamlayo na u netshedza ndangulo ya ndaulo yavhudi kha mirado vha vhusimamlayo	55 560	(1 400)	18 340	-	29 720	10 900	-
	1. Ndaulo	15 725	(5 910)	10 265	-	470	10 900	-
	2. Zveludzi zwa Mirado na Mahoro a Politiki	34 480	1 200	4 030	-	29 250	-	-
	3. Tshumelo dza Phalamende	5 355	3 310	2 045	-	-	-	-
3	Pfunzo NDIVHO: Pfunzo ya ntha ya tsholha na vhubudisi zwine zwa do vha konisa u swikelela zwi re na mbuelo kha vhadzulapo	97 345	(108 232)	90 124	-	53 038	62 415	-
	1. Ndaulo	(46 388)	(54 100)	(6 357)	-	15	14 054	-
	2. Pfunzo ya zwikolo zwazwo zwa vathu	64 411	(45 682)	59 789	-	50 173	151	-
	3. Mikhedzo ya zwikolo zwa vho holowaho	-	-	-	-	-	-	-
	4. Pfunzo ya zwikolo zwa sipenishala zwa vathu	(4 000)	(805)	(5 745)	-	-	2 350	-
	5. Mvelediso ya Nyaluwa ya Nwana ya Murango	(494)	(2 845)	(499)	-	2 850	-	-
	6. Mvelediso ya Nyaluwa ya Nwana ya Murango	41 816	(2 000)	(2 044)	-	-	45 860	-
	7. Tshumelo Thikhedzi na dzo Tanganelanaho	42 000	(3 000)	45 000	-	-	-	-
4	NDIVHO: U swikelela kha mvelediso ya vhlumi u itela u vha na tsireldzo ya zwikwa midini na nyaluwa ya ekonomi kwayo nga kha mvelediso ya vhlumi kha Vundu. Vhu do vha hatu ha livha kha u sumbedzisa na u swikelela kha thikhedzo ya zwiko zwa mvelediso ya vhlumi, u hudza kushumele kwa sekithara ya ekonomi, u vho na uri hu vha na ndangulo kwayo ya zwiko zwa mupo, u belele na thikhedzo ya u didzhenisa kha zwa vhlumi ha vha kamekedi, vhaswa na vha holofali na u swikelela tshumelo dzavhudi dza muhaso.	8 855	(44 515)	21 135	-	20 541	11 094	500
	1. Ndaulo	17 708	4 717	2 098	-	843	9 450	500
	2. Ndangulo ya zwiko zwa ndalame	1 056	(1 668)	2 724	-	-	-	-
	3. Thikhedzo ya vhalu na mvelediso	4 584	(40 519)	14 038	-	16 933	12 132	-
	4. Tshumelo ya zwikwa	(507)	(1 082)	55	-	500	-	-
	5. Thodiso ya theknolodzhi na tshumelo ya mvelediso	(1 699)	(3 734)	2 125	-	250	(340)	-
	6. Ekonomi ya Vhlumi	(1 404)	(1 251)	(153)	-	-	-	-
	7. Mbumbo ya vhubudisi ha vhlumi	(10 881)	(998)	250	-	15	(10 148)	-
	8. Pfananyo ya Mvelediso ya Mahayani	-	-	-	-	-	-	-

Thandavhudzo ya zwibviza zwo Shandukiwaho								
Voutu	Thandavhudzo	Thanganyelo nga Voutu na khethekanyo khuwane	Mbalelo dza zwino	Pfukhiselo	Dzwinwevho	Pfukhiselo na ndambezo kha	Mbalelo dza Ndaka dza Puma	Amounts specifically and exclusively appropriated
		R'000	R'000	R'000	R'000	R'000	R'000	R'000
5	Vhulangwama ha Vundu Ndivho: U laula vhulangwama ha Vundu	(41 711)	(32 660)	(12 789)	-	(19 727)	3 456	20 000
	1. Ndaulo	(5 314)	(11 947)	2 678	-	500	3 455	-
	2. Ndangulo ya Zwiko Zwi sa Gum	(29 151)	(8 752)	(20 225)	-	(20 174)	-	20 000
	3. Ndaka na Ndangulo ya Khwalo	4 250	(41)	4 038	-	253	-	-
	4. Kulangele kwa Gwama	(11 496)	(11 910)	720	-	(308)	-	-
6	Mvetedziso ya Ekonomi, Mupo na Vhuendelamashango Ndivho: U bvedzisa ekonomi, u khwinisa na u langa nyito dza mupo kha Vundu.	194 663	5 000	(12 087)	-	179 233	22 517	-
	1. Ndaulo	11 906	2 000	8 838	-	(2 030)	3 100	-
	2. Mvetedziso ya zwa Ekonomi	182 832	-	(238)	-	183 068	-	-
	3. Mafungo a zwa Mupo	6 425	-	(12 687)	-	(305)	19 417	-
	4. Vhuendelamashango	(6 500)	3 000	(8 000)	-	(1 500)	-	-
7	Mutakalo Ndivho: U netshedza tshumelo dz i tutshefanaho na Mutakalo hu tshi tshedzwa mulayo	563 262	24 767	562 956	-	35 762	(60 223)	-
	1. Ndaulo ya Mutakalo	2 293	(4 228)	1 450	-	4 278	793	-
	2. Tshumelo dza Mutakalo dza Tshilinki	516 138	75 372	412 115	-	20 708	7 941	-
	3. Tshumelo dza Mishonga dza Shishi	5 000	4 300	-	-	700	-	-
	4. Tshumelo dza Sibadela tsha Vundu	55 766	(10 520)	52 765	-	10 815	2 786	-
	5. Tshumelo dza Sibadela dza Vhukati	16 680	4 843	18 952	-	4 636	(11 751)	-
	6. Santsi dza Mutakalo na Vhugudisi	(48 938)	(52 000)	5 579	-	(5 200)	2 683	-
	7. Tshumelo dza Thikedzo ya Ndongolo ya Mutakalo	8 325	7 000	495	-	(175)	(995)	-
	8. Ndangulo ya Zwieludzi zwa Mutakalo	10 000	-	71 600	-	-	(61 600)	-
8	Vhuendi Ndivho: U netshedza, u bvedza na u vhulunga sisteme ya khondzeo ya vhuendi ho tanganelanaho kha vundu.	28 259	-	11 259	-	-	15 700	1 300
	1. Ndaulo	(700)	-	(1 000)	-	-	(1 000)	1 300
	2. Tshumelo dza Vhuendi	27 459	-	12 259	-	-	15 200	-
	3. Ndaulo dza Vhuendi	1 500	-	-	-	-	1 500	-

Thandavhudzo ya zwibviswa zwo Shanduklawa								
Voutu	Thandavhudzo	Thanganyelo nga Voutu na khethekanyo khuwane	Mbadelo dza zwino	Pfukhisele	Dzwinwevho	Pfukhisele na ndambezo kha	Mbadelo dza Ndaka dza Pfuma	Amounts specifically and exclusively appropriated
		R'000	R'000	R'000	R'000	R'000	R'000	R'000
6	Vhulanggwama ha Vundu Ndivho: U laula vhulanggwama ha Vundu	(41 711)	(32 650)	(12 789)	-	(19 727)	3 455	20 000
	1. Ndaulo	(5 314)	(11 947)	2 678	-	500	3 455	-
	2. Ndangulo ya Zwiko Zwi sa Gumi	(29 151)	(8 752)	(20 225)	-	(20 174)	-	20 000
	3. Ndaka na Ndangulo ya Khwalo	4 250	(41)	4 038	-	253	-	-
	4. Kulangele kwa Gwama	(11 496)	(11 910)	720	-	(306)	-	-
6	Mveledziso ya Ekonomi, Mupo na Vhuendelamashango Ndivho: U bveledzisa ekonomi, u khwinisa na u langa nyito dza mupo kha Vundu.	194 663	5 000	(12 087)	-	179 233	22 617	-
	1. Ndaulo	11 908	2 000	8 838	-	(2 030)	3 100	-
	2. Mveledziso ya zwa Ekonomi	182 832	-	(236)	-	183 068	-	-
	3. Mafungo a zwa Mupo	6 425	-	(12 687)	-	(305)	19 417	-
	4. Vhuendelamashango	(6 500)	3 000	(8 000)	-	(1 500)	-	-
7	Mutakalo Ndivho: U netshedza tshumelo dzi tutshelelano na Mutakalo hu tshi tshedzwa mulayo	563 262	24 767	562 956	-	35 762	(60 223)	-
	1. Ndaulo ya Mutakalo	2 293	(4 228)	1 450	-	4 278	793	-
	2. Tshumelo dza Mutakalo dza Tshitinko	516 136	75 372	412 115	-	20 708	7 941	-
	3. Tshumelo dza Mishonga dza Shishi	5 000	4 300	-	-	700	-	-
	4. Tshumelo dza Sibadela tsha Vundu	55 766	(10 520)	52 765	-	10 815	2 708	-
	5. Tshumelo dza Sibadela dza Vhukati	18 680	4 843	18 952	-	4 636	(11 751)	-
	6. Santsi dza Mutakalo na Vhugudisi	(48 938)	(52 000)	5 579	-	(5 200)	2 683	-
	7. Tshumelo dza Thikhedzo ya Ndongolo ya Mutakalo	6 325	7 000	495	-	(175)	(995)	-
	8. Ndangulo ya Zwieludzi zwa Mutakalo	10 000	-	71 600	-	-	(61 600)	-
8	Vhuendi Ndivho: U netshedza, u bveledza na u vhulunga sisteme ya khonadzeo ya vhuendi ho tanganelanaho kha vundu.	28 259	-	11 259	-	-	15 700	1 300
	1. Ndaulo	(700)	-	(1 000)	-	-	(1 000)	1 300
	2. Tshumelo dza Vhuendi	27 459	-	12 259	-	-	15 200	-
	3. Ndaulo dza Vhuendi	1 500	-	-	-	-	1 500	-

Thandavhudzo ya zwiwisiwa zwo Shandukiwaho								
Voutu	Thandavhudzo	Thanganyelo nga Voutu na khethekanyo khulwane	Mbadelo dza zwiwo	Pfukhiso	Dzwinwevho	Pfukhiso na ndambezo kha	Mbadelo dza Ndaka dza Pfuma	Amounts specifically and exclusively appropriated
		R'000	R'000	R'000	R'000	R'000	R'000	R'000
9	Mishumo ya Vhathu, Dzibada na Themamveledziso Ndivho: U langa bade dza vundu, zwiwato na ndaka nga kha tshumiso ya zwiko yavuti nahone yo knganelanaho u itela ndisedzo ya tshumelo ya lhwiswaho kha vhashumisi i re na vhudifinduleli	292 324	(56 874)	59 384	-	264 114	25 700	-
1	Ndaulo	27 171	14 818	(10 440)	-	5 793	17 000	-
2	Mashumelo a Themamveledziso	4 224	(44 517)	42 359	-	4 982	1 400	-
3	Mbekanyamustumo ya Mutheo wa Tshitshaha	4 000	(1 500)	5 200	-	-	300	-
4	Themamveledziso ya Dzibada	256 929	(25 675)	22 265	-	253 339	7 000	-
10	Tsireledzo Ya Vhadzulapo Ndivho: U vhone uri tshumelo ya Tshipholisa ya Atika Tshipembe Limpopo i vha yavuti nahone ire na vhudifinduleli zwi tutshelanelaho na Ndayotwa, Mulayo wa Tshipholisa wa Atika Tshipembe na Sambin Litshena nga ha Mbulungo na Tsireledzo hathu na u vhone zwauri Tshipholisa taha Atika Tshipembe tshi dzhenelole hwo theleliso kha thoda dza vhadzulapo dza u pholisa dzo lhwiswaho kha Limpopo na mbumbo yalo ya mahayani	-	(1 486)	1 301	-	(81)	-	276
1	Ndaulo	(994)	(1 555)	281	-	4	-	276
2	Vhulamulesi ha Vhathu	994	69	1 020	-	(95)	-	-
11	Mavhumele o Tanganelaho, Madzulele a Vhathu na Mafungo a zwa Sialala	86 068	(384)	(8 423)	-	83 391	11 484	-
1	Ndaulo	(6 498)	(5 884)	(1 911)	-	(3 075)	4 372	-
2	Madzulele a Vhathu	87 153	2 000	(602)	-	85 153	602	-
3	Muvhuso Wapo	(4 879)	(5 000)	(6 410)	-	1 121	5 410	-
4	Mveledziso ya Zwiwisiwa zwa Sialala	10 292	8 500	500	-	192	1 100	-
12	Ndondolo Ndivho: U vhone uri mutsho u swikelel mishumo yawo ya u thoma ine ya vha: netshedzo ya thuso dza matshisano, Mbulungo ya Vhadzulapo, u bvedza ndondolo na thikhedzo ya u thelisa ha vhasha.	7 778	4 100	8 000	-	(4 200)	(122)	-
1	Ndaulo	-	-	5 500	-	-	(5 500)	-
2	Tshumelo dza Ndondolo ya Matshisano	2 378	-	(2 500)	-	-	4 878	-
3	Mita ya vhone	2 117	1 317	300	-	-	500	-
4	Tshumelo dza Mbuyedzedzo	3 283	2 783	500	-	-	-	-
5	Thodiso na Mveledziso	-	-	4 200	-	(4 200)	-	-
13	Mitambo, Vhutisa na Mvelele Ndivho: U hudza vhutisi kha phambano nga kha u netshedzwa ha tshumelo u itela mveledziso ya u langanelana ha mitambo, vutisa na mvelele vhu sa gumihho Limpopo.	5 721	-	(1 561)	-	539	6 743	-
1	Ndaulo	1 359	-	(550)	-	158	1 751	-
2	Mafungo a zwa Sialala	219	-	(855)	-	233	841	-
3	Leburari na Tshumelo ya Mafungo	4 133	-	306	-	138	3 689	-
4	Mitambo na Vhudimvumusi	10	-	(482)	-	10	482	-
THANGANYELO YA MUTENGO U NO DO VOUTELIWA		1 307 395	(211 874)	743 074	-	841 829	111 999	22 176

Xiphemu xa Xinghezl xi sayinwile hi Phirimya

hi siku ra.....

NAWU

Ku endlela ku avela mali ku suka eka Nkwama wa Xifundzankulu wa Mali ya Tiko ku fikelela swilaveko swa xifundzankulu swa lembe-ximali leri helaka hi 31 Nyenyankulu 2017; na ku fikelela timhaka leti yelanaka na swoleswo.

MANGHENELO

HAMBILESWI xiyenge xa 226(2) xa Vumbiwa ra Rhiphabliki ra Afrika Dzonga, 1996 xi kombisaka leswaku mali yi nga ha kumiwa eka Nkwama wa Xifundzankulu wa Mali ya Tiko ntsena hi ku landza maavele hi Nawu wa Palamende;

NASWONA HAMBILESWI xiyenge xa 26 xa Nawu wa Mafambisele ya Mali ya Xifundzankulu, 1999 (Nawu 1 wa 1999) xi kombisaka leswaku Mfumo wa Milawu wa Xifundzankulu wu fanele wu ava mali lembe-ximali rin'wana na rin'wana ku fikelela swilaveko swa xifundzankulu;

NASWONA HAMBILESWI Nawu wa Nkavelo wa Timali wa 2017, wu kombisaka nkavelo wa timali ku suka eka Nkwama wa Timali ta Xifundzankulu ku fikelela swilaveko swa xifundzankulu hi ku landza lembeximali ra 2017/18;

NASWONA HAMBILESWI Xiyenge xa 31 xa Nawu wa Malawulelo ya Timali ta Tiko, 1999 (Nawu 01 wa 1999) wu kombisa leswaku Xirho xa Huvonkulu xa Swatimali xi nga andiala mpimanyeto wo lulamisa eka Mfumo wa Milawu wa Xifundzankulu hi ku leteriwa hi xiyengetsongo xa (3).

Mfumo wa Milawu wa Xifundzankulu xa Limpopo **WU TIVISA NAWU** hi ndlela leyi landzelaka:-

1. Tinhlamuselo

Eka Nawu lowu, ehandle kaloko mhaka yi kombisa swin'wana, rito rihi ni rihi kumbe xivulwa lexi nga na nhlamuselo eka Nawu wa Nkavelo wa Limpopo, 2016 swi na nhlamuselo leyi nyikiweke eka Nawu wolowo.

2. Nkavelo wa mintsengo ya mali leyi cinciweke ku fikelela swilaveko swa xifundzankulu

(1) Ku cinciwa ka nkavelo hi Mfumo wa Milawu wa Xifundzankulu ka mali yo suka eka Nkwama wa Xifundzankulu wa Mali ya Tiko ku fikelela swilaveko swa xifundzankulu eka lembe-ximali ra 2016/17, eka tindzawulo na minkavelonkulu eka tindzawulo, na swivangelo swo karhi leswi kombisiweke, swi kombisiwile eka Xedyulu.

(2) Matirhiselo ya minkavelo hilaha swi kombisiweke hakona eka Nawu wa Mafambisele ya Mali ya TikoXifundza, 1999 (Nawu no 1 wa 1999).

3. Nkavelo lowu kongomaka na lowu nga kongomiki

Ehandle ka leswi hlamuseriwaka eka nawu wihi kumbe wihi, minkavelo ya ndzawulo kumbe ya xiyengenkulu eka ndzawulo leyi kombisiweke tani hi minkavelo yo kongoma kumbe yo ka yi nga kongomi naswona yi ri eka Xedyulu swi nga tirhisiwa ntsena hi ku landza leswi kombisiweke ku nga ri hi swikongomelo swin'wana, ehandle kalolo Nawu wa Palamende wu hundzuluxa kumbe ku cinca xikongomelo xa masungulo.

4. Nhlokomhaka yo koma

Nawu lowu wu ta vuriwa Nawu wa Ku Hundzuluxa Nkavelo wa Limpopo, 2017.

This is to certify that this Act has complied
With the Standing Rules and Orders of the
House and was duly adopted by the Honourable
House on this 23rd Day of Nov. 2017

Signed: *[Signature]* Date: 23 Nov 2017
SPEAKER OF THE LIMPOPO LEGISLATURE

Page 23 of 31

NEDULU								
Vuzokozoko bya Nkavalo wo Hundzuluziwa								
Xilavo	Vuzokozoko bya Nkavalo	Thothali		Tinhundzu na vukorhoker	Swin'wani	Tithira nafaera na Swifuneto	Tihakelo ta unhundzu letikulu	Tihakelo ta Mali ya Tinhundzu
		R'000	R'000	R'000	R'000	R'000	R'000	R'000
1	<p>1 Hofisi ya Holobye nkulu Xikongomelo Ku vonisisa eka matumela lamanene na nhluwako wa nkashi wo feha eka Vutambisi bya Xifundzankulu hi ku pfuna lindzawulo ku sungula ku tihisa tipulani ta matambisele na ku vonisisa leswaku ku na ku cinca ka vukorhoker bya mani na mani na ku antswiwa ka vukorhoker.</p> <p>1 Vutambisi</p> <p>2 Isakelo lemisebenzi behlangeneko</p> <p>3 Vukorhoker bya Xnawu</p>	9 271	-	7 435	-	(500)	2 338	-
		5 901	3 600	2 318	-	-	(17)	-
		(1 287)	(2 600)	(540)	-	(500)	2 353	-
		4 657	(1 000)	5 657	-	-	-	-
2	<p>Mumo wa Milawu wa Xifundzankulu XIKONGOMELO: Ku veka tihlo eka Hunonkulu lanihi hi xandla xa mumo, ku tyisisa leswaku ka va ni ku hoxa xandla ka vanhu eka maendlo ya mumo wa milawu, ku pasisa milawu, ku nyika nseketelo wa mali na vutambisi eka mavandla ya tipololiki leti li yimemwaka eka mumo wa milawu na ku nyika vutambisi bya wawun bya kahle na nseketelo eka swirho swa mumo wa milawu.</p> <p>1. Vutambisi</p> <p>2. Migingiriko ra Swirho na Minhlangano ya Minhlangano ya tipololiki</p> <p>3. Vukorhoker bya Palamende</p>	66 680	(1 400)	16 340	-	29 720	10 900	-
		15 725	(5 910)	10 265	-	470	10 900	-
		34 480	1 200	4 030	-	29 250	-	-
		5 355	3 310	2 045	-	-	-	-
3	<p>Dyondzo Xikongomelo Ku tyisa vanhu va xifundzankulu, hi ku tihisa kungu ra dyondzo na vuleteri bya nkoka, ku tihisa wulu na ntokotom leswi swi nga ta va pfuna ku ikelela.</p> <p>1 Vutambisi</p> <p>2 Dyondzo ya swikolo swa Vanhu swo lofoleka</p> <p>3 Maneto eka swikolo leswi swi tyimelaka</p> <p>4 Dyondzo ya Swikolo swa mani na mani swa xipaxele</p> <p>5 Ku Nhlukisa ka Dyondzo ya Lvanatsongo</p> <p>6 Nhlukiso wa Miako</p> <p>7 Vukorhoker bya ku pfuna vatimi na leswi fambisanaka ni y</p>	97 346	(108 232)	90 124	-	63 038	82 415	-
		(46 388)	(54 100)	(8 357)	-	15	14 054	-
		64 411	(45 682)	59 789	-	50 173	151	-
		-	-	-	-	-	-	-
		(4 000)	(605)	(5 745)	-	-	2 350	-
		(494)	(2 845)	(499)	-	2 850	-	-
		41 816	(2 000)	(2 044)	-	-	45 880	-
		42 000	(3 000)	45 000	-	-	-	-
4	<p>Vurimi</p> <p>1. Vutambisi</p> <p>2. Matambisele ya Nkashi wo leha ya Swifuno</p> <p>3. Nseketelo na Nhlwako wa Vurimi</p> <p>4. Vukorhoker bya Vutshunguri bya Swihathi</p> <p>5. Vulavisi bya Thekinoloji na Vukorhoker bya Nhlw</p> <p>6. Ntvo-ikhonomi ya Vurimi</p> <p>7. Vuleteri bya Vurimi byo Lulamiswa</p> <p>8. Vuhlangeni bya Nhlwako wa Matkoxikaya</p>	6 666	(44 815)	21 135	-	20 541	11 094	600
		17 708	4 717	2 098	-	843	9 450	600
		1 056	(1 688)	2 724	-	-	-	-
		4 584	(40 519)	14 038	-	18 933	12 132	-
		(507)	(1 082)	55	-	500	-	-
		(1 899)	(3 734)	2 125	-	250	(340)	-
		(1 404)	(1 251)	(153)	-	-	-	-
		(10 681)	(898)	250	-	15	(10 148)	-
		-	-	-	-	-	-	-

Vuxokozoko bya Nkavelo wo Hundzuluxiwa								
Xiavo	Vuxokozoko bya Nkavelo	Thothali	Tihakelo ta valirhi	Tinhundzu na vukorhoker	Swin'wani	Tithransifere na Swifuneto	Tihakelo ta tinhundzu letukulu	Tihakelo ta Mali ya Tinhundzu
		R'000	R'000	R'000	R'000	R'000	R'000	R'000
5	Nkwama wa Xifundzankulu Xikongomelo: Ku fambisa Nkwama wa Xifundzankulu	(41 711)	(32 650)	(12 789)	-	(19 727)	3 455	20 000
	1 Vufambisi	(5 314)	(11 947)	2 678	-	500	3 455	-
	2 Vufambisi bya Switirho Nkarhi	(29 151)	(8 752)	(20 225)	-	(20 174)	-	20 000
	3 Vufambisi bya Nhundzu ni Vutihlamuleri	4 250	(41)	4 038	-	253	-	-
	4 Vufambisi bya swa Timali	(11 496)	(11 910)	720	-	(306)	-	-
6	Nhluvukiso wa Ikonomi, Mbangu na Vuendzi Xikongomelo: Ku hlukisa ikonomi, tlakusa na ku lawula misingiriko ya swa mbangu ya Xifundzankulu	194 663	5 000	(12 087)	-	179 233.00	22 517.00	-
	1. Malambisele	11 906	2 000	8 836	-	(2 030)	3 100	-
	2. Hluvuko wa Ikonomi	182 832	-	(236)	-	183 068	-	-
	3. Timhaka ta Mbangu	6 425	-	(12 687)	-	(305)	19 417	-
	4. Vuphumba	(6 500)	3 000	(8 000)	-	(1 500)	-	-
7	Rihanyu Xikongomelo: Ku nyika vukorhokeri bya Rihanyo na byo lambelana na byona hi ku landza nawu	563 262	24 767	562 956	-	36 762	(60 223)	-
	1. Vufambisi	2 293	(4 228)	1 450	-	4 278	793	-
	2. Vukorhokeri bya Rihanyo hi Miganga	516 136	75 372	412 115	-	20 708	7 941	-
	3. Vukorhokeri bya swa Vutshungu bya Xihalla	5 000	4 300	-	-	700	-	-
	4. Vukorhokeri bya Xibedhele xa Xifundzankulu	55 768	(10 520)	52 765	-	10 815	2 706	-
	5. Vukorhokeri bya Xibedhele bya le Xikarhi	16 680	4 843	18 952	-	4 636	(11 751)	-
	6. Sayense ya Rihanyu na Vuleteri	(48 938)	(52 000)	5 579	-	(5 200)	2 683	-
	7. Vukorhokeri bya Nseketelo wa Rihanyu	6 325	7 000	495	-	(175)	(995)	-
	8. Vufambisi bya Swiolovisi swa Rihanyu	10 000	-	71 600	-	-	(61 600)	-
8	Mapatu na Vutleketli Xikongomelo: Ku nyika, ku hlukisa na ku hlalisa lisisteme ta vutleketli bya swiyimo swo tala leswi hlanganisweke eka xifundzankulu.	28 259	-	11 259	-	-	15 700	1 300
	1. Vufambisi	(700)	-	(1 000)	-	-	(1 000)	1 300
	2. Vutleketli bya Mani na Mani na bya nhundzu	27 459	-	12 259	-	-	15 200	-
	3. Swinawana swa Vutleketli	1 500	-	-	-	-	1 500	-

Vuzokozoko bya Nkavelo wo Hundzuluziwa								
Xiavo	Vuzokozoko bya Nkavelo	Thothall	Tihakelo ta vaBhri	Tinhundzu na vukothoker	Bwin'wani	Tithransifere na Bwifuneto	Tihakelo ta Bnhundzu Jetikulu	Tihakelo ta Mali ya Tihundzu
9	Mintirho ya Mani na Mani, Mapatu na Vuaki XIKONGOMELO: Ku lawula mapatu ya xifundzankulu, mako na nhundzu hi ku timisa swiphuno hi ndela ya kahle ley/ timhaka, yi nga ni vutihlamuleri na vukothoker eka vanhu lebyi byi kongomaneke eka vaxava	292 324	(66 874)	59 384	-	284114	25 700	-
	1. Vutambisi	27 171	14 818	(10 440)	-	5 783	17 000	-
	2. Matimela ya Mako	4 224	(44 517)	42 359	-	4 982	1 400	-
	3. Nongonoko lowu Ndlamuxiweke wa Mintirho ya Tiko	4 000	(1 500)	5 200	-	-	300	-
	4. Vuaki bya Mapatu	256 929	(25 675)	22 285	-	253 339	7 000	-
10	Vuhlayiseki, Vusiheleri na Vuhlanganis XIKONGOMELO: Ku vona leswaku vukothoker bya Xiphonsa bya Atika Dzonga eLimpopo byi ni vutihlamuleri, bya titha na ku ve byi tithela vanhu, naswona byi tambisana na Vumbwa, Nawu wa Xiphonsa wa Atika Dzonga na Phepha ro Basa ra Vuhlayiseki, Vusiheleri na Vuhlanganis na ku tithela ku vona leswaku Xiphonsa xa Atika Dzonga xi langutisa swilavako swa vanhu kahle leswi swi kongomaneke ni Limpopo na tindhawu ta le makaya.	-	(1 488)	1 301	-	(81)	-	276
	1. Vutambisi	(994)	(1 555)	281	-	4	-	276
	2. Mbalango wa Vaakatiko	994	69	1 020	-	(95)	-	-
11	Mafumelo ya nhlangano, Matshamelo ya Vanhu na Timhaka ta Ndhavuko XIKONGOMELO: Ku titha na ku kambela swiyenge swa ndhawu swa mifumo, ku tumbuluxa mbangu lowu nhluukiso wa tindu wu voka kons. Nhlanganiso wa nhluukiso wa ku pulaniwa ka muganga na ku pulaniwa ka xifundza, na nhluukiso, ku tumbuluxiwa ke rimba ra ku pulani, ku tambisa minongonoko ya ku tsundzuxiwa ka wahangari bya ndhavuko, nhluukiso wa madoroba na le makaya toku ku hlenganiswaka, na ku tambisiwa ka vufawuri bya tinghozi ta xifundzankulu.	86 068	(384)	(8 423)	-	83 391	11 484	-
	1. Vutambisi	(6 498)	(5 884)	(1 911)	-	(3 075)	4 372	-
	2. Matshamelo ya Vanhu	87 153	2 000	(602)	-	85 153	802	-
	3. Timhaka ta Ndhavuko	(4 879)	(5 000)	(6 410)	-	1 121	5 410	-
	4. Vukothokeri bya Nhluukiso na Nseketelo	10 292	8 500	500	-	192	1 100	-
12	Nhluukiso wa Nhlaysi XIKONGOMELO: Ku endla ndzawulo yi kota ku Skelele mantimo ya yona ley/ yi nga: ku nyika mplaneto eka vanhu, vuhlayiseki bya vanhu, tlakusa ku hayiseka na nseketelo eka ku herisa nhlupekho.	7 778	4 100	8 000	-	(4 200)	(122)	-
	1. Vutambisi	-	-	5 500	-	-	(5 500)	-
	2. Vukothokeri bya nhlaysi wa vanhu	2 378	-	(2 500)	-	-	4 878	-
	3. Vukothokeri bya nhluukiso na nseketelo	2 117	1 317	300	-	-	500	-
	4. Vukothokeri bya ku wylisela	3 283	2 783	500	-	-	-	-
	5. Nhluukiso na Vulavisi	-	-	4 200	-	(4 200)	-	-
13	Mintlangu, Vutshila na Ndhavuko XIKONGOMELO: Swo antswisa ntwenano eka tinxaka to hambana hi ku nyika vukothokeri byo olovisa hlulukiso bya mintlangu, vutshila na ndzhavuko, ku olovisa nhluuko wa mintlangu, vutshila na ndzhavuko eka Xifundzankulu	6 721	-	(1 681)	-	838	6 743	-
	1. Vutambisi	1 359	-	(550)	-	158	1 751	-
	2. Timhaka ta Ndhavuko	219	-	(855)	-	233	841	-
	3. Vutimeli bya Layibulani na Tlakhayivhi	4 133	-	308	-	138	3 889	-
	4. Mintlangu	10	-	(482)	-	10	482	-
	Ntsengo loyo lanelake ku pimaneyelwa	1 307 388	(211 874)	743 074	-	841 820	111 999	22 176

UMTHETHO

Wokwaba amanani weemali ezilinganisiweko avela esiKhwameni sePhrovinsi seMali yeNgeniso, atjelwa iimfuneko zephrovinsi malungana nomnyaka weemali ophela mhlazi-31 kuNtaka 2017; kanye nokuqalelela iindaba eziphathelele nalokho.

ISINGENISO

NJENGOMBANA isigaba 226 (2) somThethosisekelo weRiphabliki yeSewula Afrika, 1996, senza isiqalelelo sokobana kuvumelekile bonyana imali ikhutjwe esiKhwameni sePhrovinsi seMali yeNgeniso ngokuyaba ukuya ngokomThetho wePhrovinsi kwaphela;

BEGODU NJENGOMBANA isigaba 26 somThetho wokuLawulwa kweeMali zomBuso, ka-1999 (umThetho Nomboro 1 ka-1999) senza isiqalelelo sokobana isiBethamthetho sePhrovinsi kufuze sabe imali unyaka omunye nomunye weemali, yatjelwe iimfuneko zephrovinsi;

NJENGOMBANA umThetho weLimpopo wokwabiwa kweeMali, waka-2017 uqalelela ngokwabiwa kweemali ezibuya esiKhwameni seNgeniso yePhrovinsi ukwenzela bonyana zikwazi ukuhlangabezana neendingo zephrovinsi mayelana nomnyaka weemali waka-2017/18;

BEGODU NJENGOMBANA isigaba 31 somThetho wokuPhathwa kweeMali zomBuso, waka-1999 (umThetho Woku-1 waka-1999) uthi uSomkhandlu wezeeMali angethula isabelomali seenlinganiso ngaphakathi kwesiBethamthetho sePhrovinsi ukuya ngokwesigatjana (3).

NGALOKHO isiBethamthetho sePhrovinsi yeLimpopo **SENZA UMTHETHO**, ngendlela elandelako:

1. Inhlathululo

KilomThetho, ngaphandle kwalokha nangabe okumunyethweko kukhombisa ngenye indlela, elinye nelinye igama nanyana okhunye nokhunye okutjhiwoko okunikelwe ihlathululo emThethweni wokwAbiwa kweeMali, ka-2016 kunehlathululo okunikelwe yona emThethweni lowo.

2. Ukwabiwa kwamanani weemali ezilinganisiweko, atjelwa iimfuneko zephrovinsi

(1) Izabelo zeemali ezilinganisiweko zesiBethamthetho sePhrovinsi, okuziimali ezivela esiKhwameni sePhrovinsi seMali yeNgeniso ezisetjenziselwa iimfuneko zephrovinsi emnyakeni weemali ka-2016/17, zatjelwa amavowudu nezinye iingaba ezikulu eziwela ngaphakathi kwevowudu, kanye neminye iminqopho ebekiweko, njengalokha yendlalwe kuTjhejuli.

(2) Ukusetjenziswa kwezabelo zeemali okucatjangiweko kulawulwa mThetho wokuLawulwa kweeMali zomBuso, ka-1999 (umThetho Nomboro 1 ka-1999).

3. Ukwabiwa kweemali okurhelwe ngokunqophileko begodu ngokungafaki okhunye eqadi

Nanyana iinjamiso zananyana ngiwuphi umthetho zithini, izabelo zeemali zokuvowuda nanyana zesigaba esikhulu esiwela ngaphakathi kwevowudu ezirhelwe ngokunqophileko nokungafaki okhunye eqadi kuTjhejuli zingasetjenziswa kwaphela lokha nangabe zisetjenziselwa umnqopho oveziweko begodu angeze zasetjenziselwa nanyana ngiwuphi omunye umnqopho, ngaphandle kwalokha nangabe umThetho wePhrovinsi ukhibelela nanyana utjhugulula umnqopho ezihlinzekelwe wona.

4. Isihloko esifitjhani

LomThetho ubizwa umThetho wamaTjhuguluko wokwAbiwa kweeMali Zeen Linganiso, ka-2017.

This is to certify that this Act has complied
With the Standing Rules and Orders of the
House and was thus adopted by the Honourable
House on this 23 Day of Nov.....2017

Signed: *Phadmel* Date: 23 Nov 2017
SPEAKER OF THE LIMPPO LEGISLATURE

Page 28 of 31

TJHEJULI								
Iminingwana yesabelo								
Ivowudu	Iminingwana yeVowudu	Isamba R'000	UkuBhadelwa kwaSebenzi R'000	IPahla nemisebenzi R'000	Okhanye R'000	UkuDluliswa nemisebenzi R'000	UkuBhadelwa kwaPahla yokuSikimiza R'000	UkuBhadelwa kwaPahla yezaMaMali R'000
1	I-Ofisi lekaNdunakulu IHLOSO: Kugcinisekisa ukubusa kuhle, ukulama okuhlangeneko netuthuko edzimeleko ngaphakathi kokuphatha kweprovinsi ngokurhefiba iminyango ukulezakalisa amshinga wayo wokuphatha nokuqinisekisa bona kuneluhuguluko ebasebenzini bombuso nokulehwa kwemisebenzi okungcono.	8 271	-	7 435	-	(600)	2 338	-
	1. ZokuPhatha.....	5 901	3 600	2 318	-	-	(17)	-
	2. ISekelo lemisebenzi eHlangeneko.....	(1 287)	(2 600)	(540)	-	(500)	2 353	-
	3. UmThengomo nokuBusa.....	4 657	(1 000)	5 657	-	-	-	-
2	IsiBethamthethe ePhrovinsi IHLOSO: Kukuba nelihlo emKhandwini oPhetheko, kunekela ngesekelo lezemali nezezokuphatha eenhlanganweni zombanganaha ezijanyelwe esiBethamthethweni nokukela ngokuphatha okusebenzako nasekelo emalungwini wesBethamthethe	66 668	(1 400)	16 340	-	29 720	10 900	-
	1. ZokuPhatha.....	15 725	(5 910)	10 265	-	470	10 900	-
	2. Ukutholelwa kwabaPhethe linKhundla zombanganaha.....	34 480	1 200	4 030	-	29 250	-	-
	3. Imisebenzi yePalamende (ISekelo lokuSebenza neleenKhungo).....	5 355	3 310	2 045	-	-	-	-
3	ZeFundo IHLOSO: Kuhlomisa abantu bePhrovinsi, ngokubanikela iifundo nabandulo lekhalithi yezinga eliphezulu nezakuhlala izikhathali eside, enamagugu, ilwazi namakhono azabakho nakalisa ukudlala indima enelina emphakathini	97 345	(108 232)	90 124	-	53 038	62 415	-
	1. ZokuPhatha.....	(46 358)	(54 100)	(6 357)	-	15	14 054	-
	2. Iifundo yesikolo eJayelekileko.....	84 411	(45 682)	59 769	-	50 173	151	-
	3. Isekelo leeMali leenKolo eziziJameleko.....	-	-	-	-	-	-	-
	4. IFundo yomPhakathi yeenKolo ezikhathekileko.....	(4 000)	(605)	(5 745)	-	-	2 350	-
	5. Ituthuko yokuThoma yabaNtwanai.....	(494)	(2 845)	(499)	-	2 850	-	-
	6. UkuThuthukiswa komThangalasisekelo.....	41 815	(2 000)	(2 044)	-	-	45 860	-
	7. Iintshahubo nemisebenzi eKhambelana neFundo.....	42 000	(3 000)	45 000	-	-	-	-
4	Zelimo IHLOSO: Kulelwa ukudosa phambili ituthuko yezelimo, ukuqinisekisa ukuba nokudla kwemindeni netuthuko yezomnotho ebonakalako ngeluthuko yezelimo ePhrovinsi. Ukuragela phambili ihlose ukuhlala nokusekela ukusikelela emithonjeni yetuthuko lezelimo, ukuqinisa ukusebenza kuhle kwetoro yezelimo, ukuqinisekisa ukuphatha kuhle kwemithombo yemvelo, ukuphuhlisa nokusekela ukuzibandakanya kwezelimo kwabomma	8 866	(44 516)	21 136	-	20 541	11 094	600
	1. ZokuPhatha.....	17 706	4 717	2 096	-	843	9 450	600
	2. UkuPhathwa kwemiThombo okuZimeleleko.....	1 056	(1 868)	2 724	-	-	-	-
	2. UkuSekelwa nokuThuthukiswa kwabaLimi.....	4 584	(40 519)	14 038	-	18 933	12 132	-
	4. Imisebenzi yokweLaljhwa kweFuyo.....	(507)	(1 082)	55	-	500	-	-
	5. IRhubhululo leTheknoloji nemisebenzi yeTuthuko.....	(1 699)	(3 734)	2 125	-	250	(340)	-
	6. UmNtho wezeLimo.....	(1 404)	(1 251)	(153)	-	-	-	-
	7. IBandulo esiHlewe kuhle lezeLimo.....	(10 881)	(998)	250	-	15	(10 148)	-
	8. UkuHlanganiswa kweTuthuko yeNdawo zamaKhays.....	-	-	-	-	-	-	-

Imininingwana yezabelo								
Ivowudu	Imininingwana yeVowudu	Isamba	UkuBhadelwa kwabaSebenzi	IPahla nemiSebenzi	Okhunya	UkuDlulisa neemBonelalo	UkuBhadelwa kwePahla yokuSikimisa	UkuBhadelwa kwePahla yezeeMali
		R'000	R'000	R'000	R'000	R'000	R'000	R'000
5	Phiko lokuGcinwa kweeMali zePhrovinsi IHLOSO: Kuphatha iPhiko lokuGcinwa kweeMali zePhrovinsi	(41 711)	(32 650)	(12 789)	-	(19 727)	3 455	20 000
	1. ZokuPhatha	(5 314)	(11 947)	2 678	-	500	3 455	-
	2. UkuPhathwa kwemiThombo okuDzimeleleko	(29 151)	(8 752)	(20 225)	-	(20 174)	-	20 000
	3. UkuPhathwa kwePahla neenKolodo	4 250	(41)	4 038	-	253	-	-
	4. UkuPhathwa kweeMali	(11 496)	(11 910)	720	-	(306)	-	-
6	UkuThuthukiswa kwezomNotho, iBhoduluko nezamaVakalijho IHLOSO: Umsizi omkhulu ekusunguleni amaqingqa amatha wokusebenza nanomvuzo kanye neesombululo zokwenza bonyana ukukhula komnotho kuhlale kusebujameni obuhle.	194 663	5 000	(12 087)	-	179 233	22 517	-
	1. ZokuPhatha	11 908	2 000	8 636	-	(2 030)	3 100	-
	2. UkuThuthukiswa kwezomNotho	182 832	-	(238)	-	183 068	-	-
	3. UkuThuthukiswa kwezomNotho	6 425	-	(12 687)	-	(305)	19 417	-
	4. zeBhoduluko	(6 500)	3 000	(8 000)	-	(1 500)	-	-
7	ZamaPhilo IHLOSO: Kunikela ngomsebenzi wezamaPhilo nokhambelanako ngokuya komthetho.	563 262	24 767	562 956	-	35 762	(60 223)	-
	1. ZokuPhatha	2 293	(4 228)	1 450	-	4 278	793	-
	2. ImiSebenzi yeemFunda yezamaPhilo	516 136	75 372	412 115	-	20 708	7 941	-
	3. ImiSebenzi eRhhabako yezokweLapha	5 000	4 300	-	-	700	-	-
	4. ImiSebenzi yeemBhedlela yePhrovinsi	55 766	(10 520)	52 765	-	10 815	2 706	-
	5. ImiSebenzi ePhakathi yeemBhedlela	16 680	4 843	18 952	-	4 636	(11 751)	-
	6. ISayensi yezamaPhilo neBandulo	(48 938)	(52 000)	5 579	-	(5 200)	2 683	-
	7. ImiSebenzi yeSekelo yeThogomelo lezamaPhilo	6 325	7 000	495	-	(175)	(995)	-
	8. UkuPhathwa kweeKghonakalisi zamaPhilo	10 000	-	71 600	-	-	(61 600)	-
8	IIndlela nokuThutha IHLOSO: Kukwenza kukhambelanisa, kufezakalisa, kuphatha nokugcina indlela yokuthutha emahlangolthi manengi ehlangeneke nedzimeleleko kanye nomthangalasisekelo ofaneleko.	28 259	-	11 259	-	-	15 700	1 300
	1. ZokuPhatha	(700)	-	(1 000)	-	-	(1 000)	1 300
	2. UkuKhanjiswa kweenThuthi	27 459	-	12 259	-	-	15 200	-
	3. ImiThethjhwana yezokuThutha	1 500	-	-	-	-	1 500	-

Imininingwana yesabelo								
Ivowudu	Imininingwana yeVowudu	Izamba	UkuBhadelwa kwabaSebenzi	IPahla nemiSebenzi	Okhanye	UkuDluliswa neSebenzi	UkuBhadelwa kwePahla yokuSikimisa	UkuBhadelwa kwePahla yezeMali
9	ImiSebenzi yomPhakathi, Lindilela ne wezokuThutha IHLOSO: Kuphatha imakhwa yombuso nepahla ngokusebenzisa nokusebenzisa kuhle imithombo khona kuzakulethwa kuhle imisebenzi ngokunokuziphendulela nokuqalelela amakhastama. 1. ZokuPhatha 2. ImiSebenzi yezomThangalasisekelo 3. Ihlelo elinabileko lomiSebenzi yombuso 4. UmThangalasisekelo wezokuThutha	292 324	(58 874)	59 384	-	284 114	25 700	-
	1. ZokuPhatha 2. ImiSebenzi yezomThangalasisekelo 3. Ihlelo elinabileko lomiSebenzi yombuso 4. UmThangalasisekelo wezokuThutha	27 171 4 224 4 000 266 929	14 818 (44 517) (1 500) (25 675)	(10 440) 42 359 5 200 22 265	- - - -	5 793 4 982 - 253 339	17 000 1 400 300 7 000	- - - -
10	UkuPhepha Komphakathi IHLOSO: Kugcinisekisa ukubakhona komSebenzi wamaPholisa weSewula Afrika onokuziphendulela, omuhle noqale khulu ukulethwa komsebenzi e-Limpopo, ukukhambisana nomThangalasisekelo, umThetho wamaPholisa weSewula Afrika nePhepha lokuBingwe ngurhulumente mayelana nezokuPhepha nokuVikeleka kanye nokuqinisekisa bonyana amaPholisa weSewula Afrika aqheja kuhle indingo zesiphosisa zemiphakathi yeLimpopo nesibumbeka sayo esibuphila. 1. ZokuPhatha 2. UkuLawulwa kwabaMali	-	(1 488)	1 301	-	(91)	-	278
	1. ZokuPhatha 2. UkuLawulwa kwabaMali	(994) 994	(1 555) 69	281 1 020	- -	4 (95)	- -	278 -
11	UmBusoHlanganyela, ukuHlaliswa kwabaNtu neNdaba zeNdabuko IHLOSO: Kukhetha ngamakhono nokweleza izinga lombuso wemakhaya, ukwenza ibhoduluko kulo okuzakwakhawo izindlu nokuqinisekisa bonyana kube nokuhlelela okukhambelanako ngokwelelela nesiyingi. 1. ZokuPhatha 2. UkuHlaliswa kwabaNtu 3. UmBuso weNdawo 4. UkuThuthukiswa kweenHlangano zeNdabuko	86 068	(384)	(8 423)	-	83 391	11 484	-
	1. ZokuPhatha 2. UkuHlaliswa kwabaNtu 3. UmBuso weNdawo 4. UkuThuthukiswa kweenHlangano zeNdabuko	(8 498) 87 153 (4 879) 10 292	(5 884) 2 000 (5 000) 8 500	(1 911) (602) (6 410) 500	- - - -	(3 075) 86 153 1 121 192	4 372 602 5 410 1 100	- - - -
12	UkuThuthukiswa kwezeHlalekuhle IHLOSO: Kukhethakalisa umnyango ukuqalelela imisebenzi eqakathekilele okoku: nikela ngerhelelho lezehlalekuhle, Qinisekisa kweHlalekuhle, phuhliswa kwethogomelo nasekelo nokupheliswa komihango 1. ZokuPhatha 2. ImiSebenzi yeHlalekuhle yomPhakathi 3. AbanNwana NemiNdeni 4. ImiSebenzi yokutungisa imiThapho 5. Ituthuko neRhubhululo	7 778	4 100	8 000	-	(4 200)	(122)	-
	1. ZokuPhatha 2. ImiSebenzi yeHlalekuhle yomPhakathi 3. AbanNwana NemiNdeni 4. ImiSebenzi yokutungisa imiThapho 5. Ituthuko neRhubhululo	- 2 378 2 117 3 283 -	- - 1 317 2 783 -	5 500 (2 500) 300 500 4 200	- - - - -	- - - - (4 200)	(5 500) 4 878 500 - -	- - - - -
13	ZemiDlalo, ubuKghwari namaSiko IHLOSO: Kuginisa ukubambana ngokwehlukana ngokunikela ngemisebenzi yokuthuthukiswa okuzimeleleko kwezemiDlalo, zobuKghwari, amasiko namaSiko e-Limpopo. 1. ZokuPhatha 2. iNdaba zamaSiko 3. ImiSebenzi yamaBulungelo weNcwadi neLwazi 4. ImiDlalo nokuzithabisa	8 721	-	(1 561)	-	839	6 743	-
	1. ZokuPhatha 2. iNdaba zamaSiko 3. ImiSebenzi yamaBulungelo weNcwadi neLwazi 4. ImiDlalo nokuzithabisa	1 359 219 4 133 10	- - - -	(550) (855) 308 (462)	- - - -	158 233 138 10	1 751 841 3 689 482	- - - -
	Izamba okufanele Ivowudlelwe	1 307 395	(211 674)	743 074	-	841 820	111 999	22 178

PROVINCIAL NOTICE 44 OF 2018

**Limpopo 2018/19 Gazettes for
Transfers of funds to Schools,
Hospitals, Entities and
Municipalities**

CONTENTS**PAGE****VOTES**

VOTE 03: Education	03
VOTE 04: Agriculture and Rural Development	143
VOTE 06: Economic Development, Environment and Tourism	146
VOTE 07: Health	153
VOTE 08: Transport	205
VOTE 09: Public Works, Roads and Infrastructure	207
VOTE 11: Co – operative Governance, Human Settlement and Traditional Affairs	208

VOTE 03: LIMPOPO DEPARTMENT OF EDUCATION**SUMMARY OF TRANSFERS TO SCHOOLS PER PROGRAMME**

Programme name	Nr of schools	Nr of Educators	Nr of non Educators	Nr of Learners	Main Appropriation	Adjusted Appropriation	Revised estimate	Medium-term estimates		
								2017/2018	2018	2019
Public Ordinary Schools	3 813	51 670	11 473	1 671 385	1 429 478 000	3 821 000	1 433 298 999	1 494 167 000	1 578 190 000	1 666 731 000
Independent Schools Subsidies	108	1 804	328	39 089	126 973 000	126 973 000	126 973 000	133 569 000	141 050 000	148 808 000
Public Special Schools Education	34	682	-	8 582	55 495 000	55 495 000	55 495 000	58 714 000	62 002 000	65 412 000
Total	3 955	54 156	11 801	1 719 056	1 611 946 000	186 289 000	1 615 766 999	1 686 450 000	1 781 242 000	1 880 951 000

PUBLIC ORDINARY SCHOOLS FUNDING	
Name of allocation	Norms and Standard for public ordinary school funding
Transferring provincial department	Education
Purpose	To provide funding to public ordinary schools for running cost
Measurable outputs	3 813 Public Ordinary school receive funding
	The compliance of usage of allocated subsidies in line with the provisions of Public Finance Management Act monitored and departmental prescripts on the utilization of funds.
Conditions	All functions and responsibilities of the Norms and Standards school funding are subject to:
	a) The Public Finance Management Act
	b) South African School Act.
	c) Norms and standards prescripts
Allocation criteria	Allocations are based on: - National Norms and standards for public ordinary schools.
Monitoring mechanisms	Inspection conducted on the utilization of funds by the schools.
Projected life	On-going progress
Payments schedule	Transfer payments of the norms and standards allocation are done bi-annually (twice a year).

Summary of allocations – R'000

2018/19	2019/20	2020/21
R'000	R'000	R'000
1 494 167	1 578 190	1 666 731

No.	Name of school	District	EMS number	Primary/Secondary Combined	Quintile	No Fee Status	Section 21 Status	Nr of Educators	Nr of non Educators	Nr of Learners	Allocation per learner 2018	2017/2018		2019		2020	
												Main Appropriation	Adjusted Appropriation	Revised estimate	2018	2019	2020
1	ALPHA	CAPRICORN	922250027	SECONDARY SCHOOL	1	YES	Yes	5	1	98	921.20	103 295	208	103 903	90 278	95 354	100 705
2	AMBERGATE	CAPRICORN	922251747	PRIMARY SCHOOL	1	YES	Yes	8	1	277	921.20	243 604	582	244 185	255 172	269 521	284 645
3	AURORA	CAPRICORN	922250034	PRIMARY SCHOOL	1	YES	Yes	2	1	63	921.20	45 622	134	45 756	58 036	61 289	64 739
4	BASELOANE	CAPRICORN	923261416	PRIMARY SCHOOL	1	YES	Yes	10	0	466	921.20	397 685	1 000	398 885	429 279	453 418	478 862
5	BODIELA	CAPRICORN	922210043	SECONDARY SCHOOL	1	YES	Yes	7	2	187	921.20	164 411	399	164 810	172 264	181 951	192 161
6	BODIROA	CAPRICORN	920210050	PRIMARY SCHOOL	1	YES	Yes	12	0	311	921.20	268 596	674	269 241	286 493	302 603	319 584
7	BODUTLULO	CAPRICORN	992204304	PRIMARY SCHOOL	1	YES	Yes	5	2	225	921.20	193 678	458	194 136	207 270	218 925	231 210
8	BOGALENG	CAPRICORN	923260031	PRIMARY SCHOOL	1	YES	Yes	9	1	309	921.20	252 211	655	252 867	284 651	300 657	317 528
9	BOIKHUTSONG	CAPRICORN	923260048	SECONDARY SCHOOL	1	YES	Yes	8	2	220	921.20	188 513	475	188 988	202 664	214 060	226 072
10	BOLOPA	CAPRICORN	923260062	PRIMARY SCHOOL	1	YES	Yes	14	4	561	921.20	469 991	1 170	471 161	516 793	545 863	576 484
11	BOREDI	CAPRICORN	923262047	PRIMARY SCHOOL	1	YES	Yes	6	2	156	921.20	137 726	326	138 052	143 707	151 788	160 306
12	BORWALATHOTO	CAPRICORN	920210074	PRIMARY SCHOOL	1	YES	Yes	10	3	328	921.20	284 061	674	284 735	302 154	319 144	337 053
13	BOSHATLO	CAPRICORN	916340586	PRIMARY SCHOOL	1	YES	Yes	13	3	565	921.20	451 054	1 163	452 217	520 478	549 745	580 594
14	BOTSHOLLA	CAPRICORN	922251594	SECONDARY SCHOOL	1	YES	Yes	8	3	251	921.20	216 919	527	217 446	231 221	244 223	257 928
15	BOTSHWA	CAPRICORN	920210098	PRIMARY SCHOOL	1	YES	Yes	8	0	329	921.20	292 669	693	293 362	303 075	320 117	338 080
16	BYLDRIFT	CAPRICORN	923260086	PRIMARY SCHOOL	1	YES	Yes	15	0	417	921.20	354 645	869	355 515	384 140	405 741	428 509
17	CRACOUW	CAPRICORN	922250140	PRIMARY SCHOOL	1	YES	Yes	4	4	137	921.20	112 763	296	113 060	126 204	133 301	140 781
18	DEELKRAL	CAPRICORN	919340555	PRIMARY SCHOOL	1	YES	Yes	3	1	88	921.20	78 332	185	78 517	81 066	85 624	90 429
19	DIKGEU	CAPRICORN	923260116	PRIMARY SCHOOL	1	YES	Yes	7	3	277	921.20	259 098	632	259 730	255 172	269 521	284 645
20	DIKGOALE	CAPRICORN	920210111	PRIMARY SCHOOL	1	YES	Yes	11	0	273	921.20	254 794	571	255 365	251 488	265 629	280 535
21	DIKOLOI	CAPRICORN	920210128	SECONDARY SCHOOL	1	YES	Yes	20	0	481	921.20	487 207	1 117	488 324	443 097	468 013	494 276
22	DINOKO	CAPRICORN	920212421	PRIMARY SCHOOL	1	YES	Yes	8	0	194	921.20	173 019	422	173 441	178 713	188 762	199 354
23	DIPOFUNG	CAPRICORN	921230030	PRIMARY SCHOOL	1	YES	Yes	17	5	717	921.20	575 869	1 497	577 366	660 500	697 641	736 789
24	DITHABANENG	CAPRICORN	923260147	PRIMARY SCHOOL	1	YES	Yes	19	1	717	921.20	630 098	1 523	631 621	660 500	697 641	736 789
25	GIWARA-GIWARA	CAPRICORN	923260192	COMBINED SCHOOL	1	YES	Yes	6	3	182	921.20	157 525	382	157 907	167 668	177 086	187 023
26	HLAGATSE	CAPRICORN	923260208	PRIMARY SCHOOL	1	YES	Yes	16	0	568	921.20	481 182	1 193	482 374	523 242	552 664	583 677
27	HLHLODI	CAPRICORN	920210203	PRIMARY SCHOOL	1	YES	Yes	3	0	22	921.20	32 710	42	32 752	20 266	21 406	22 607
28	HOSEAMOCHEMI	CAPRICORN	920210210	PRIMARY SCHOOL	1	YES	Yes	14	0	524	921.20	466 548	1 128	467 676	482 709	509 862	538 462
29	J.K. TABANE	CAPRICORN	923260239	SECONDARY SCHOOL	1	YES	Yes	18	4	466	921.20	383 052	1 012	384 064	429 279	453 418	478 862
30	JOHN MOLOKOMME	CAPRICORN	920210227	PRIMARY SCHOOL	1	YES	Yes	28	0	1065	921.20	924 488	2 285	926 773	981 078	1 036 245	1 094 394

No.	Name of school	District	EMIS number	Primary Secondary Combined	Quintile	No Fee Status	Section 21 Status	Nr of Educators	Nr of non Educators	Nr of Learners	Allocation per learner 2018	Main Appropriation		Revised estimate		Medium-term estimates	
												2017/2018	2017/2018	2018	2019	2018	2019
31	JUBANA	CAPRICORN	921230078	SECONDARY SCHOOL	1	YES	Yes	9	0	167	921.20	164 411	365	164 776	153 940	162 491	171 609
32	KARABI	CAPRICORN	92250225	SECONDARY SCHOOL	1	YES	Yes	15	4	327	921.20	319 353	689	320 052	301 232	318 171	336 025
33	KAWENE	CAPRICORN	920210241	PRIMARY SCHOOL	1	YES	Yes	16	2	439	921.20	331 404	924	332 328	404 407	427 147	451 116
34	KETUDI	CAPRICORN	920212384	SECONDARY SCHOOL	1	YES	Yes	6	0	139	921.20	146 334	307	146 641	128 047	135 247	142 836
35	KGADIMO	CAPRICORN	92260246	SECONDARY SCHOOL	1	YES	Yes	10	2	170	921.20	173 880	431	174 310	156 604	165 410	174 692
36	KGAKALA	CAPRICORN	921230092	SECONDARY SCHOOL	1	YES	Yes	16	4	398	921.20	460 523	930	461 463	386 638	387 254	408 985
37	KGALEMA	CAPRICORN	92260277	SECONDARY SCHOOL	1	YES	Yes	18	4	480	921.20	460 523	1 145	461 667	442 176	467 040	493 248
38	KGALUSHI	CAPRICORN	920210258	SECONDARY SCHOOL	1	YES	Yes	15	0	297	921.20	342 594	689	343 283	273 596	288 981	305 197
39	KGOKONYANE	CAPRICORN	922210302	SECONDARY SCHOOL	1	YES	Yes	6	1	145	921.20	28 791	305	29 096	133 574	141 065	149 002
40	KGOKWANA	CAPRICORN	920210319	SECONDARY SCHOOL	1	YES	Yes	5	2	328	921.20	147 195	735	147 930	302 154	319 144	337 053
41	KGQULDI	CAPRICORN	920210333	SECONDARY SCHOOL	1	YES	Yes	11	1	681	921.20	304 720	1 424	306 143	627 337	662 613	699 796
42	KGWALE	CAPRICORN	920210357	PRIMARY SCHOOL	1	YES	Yes	31	0	70	921.20	618 908	143	619 051	64 464	68 110	71 932
43	KGWARATLOU	CAPRICORN	923260345	SECONDARY SCHOOL	1	YES	Yes	4	0	436	921.20	55 951	947	56 898	401 643	424 228	448 034
44	KHURENG	CAPRICORN	921230108	PRIMARY SCHOOL	1	YES	Yes	13	1	391	921.20	350 342	840	351 182	360 189	380 443	401 792
45	KHWINANA	CAPRICORN	922250287	SECONDARY SCHOOL	1	YES	Yes	11	1	272	921.20	327 100	594	327 695	250 566	264 666	279 507
46	KOBE	CAPRICORN	920210364	PRIMARY SCHOOL	1	YES	Yes	10	1	275	921.20	254 794	575	255 369	253 330	267 575	282 590
47	KOLA LEBOHO	CAPRICORN	920210388	SECONDARY SCHOOL	1	YES	Yes	14	1	102	921.20	246 186	223	246 409	93 962	99 246	104 815
48	KOMANE	CAPRICORN	923260314	PRIMARY SCHOOL	1	YES	Yes	7	0	289	921.20	98 991	628	99 619	266 227	281 197	296 976
49	LEGOBOLE	CAPRICORN	923260383	PRIMARY SCHOOL	1	YES	Yes	7	4	107	921.20	247 908	229	248 136	98 569	104 111	109 953
50	LEHLAGA	CAPRICORN	923260308	SECONDARY SCHOOL	1	YES	Yes	2	1	428	921.20	47 343	907	48 251	394 274	416 444	439 813
51	LEKITING	CAPRICORN	922250355	PRIMARY SCHOOL	1	YES	Yes	3	1	32	921.20	94 667	67	94 754	29 478	31 136	32 883
52	LENARE	CAPRICORN	920210425	SECONDARY SCHOOL	1	YES	Yes	15	0	96	921.20	340 873	214	341 087	88 435	93 408	98 650
53	LESETSI	CAPRICORN	923260420	PRIMARY SCHOOL	1	YES	Yes	3	1	282	921.20	28 791	596	29 387	259 778	274 366	289 783
54	LETUATU PRESIDENTIAL	CAPRICORN	921230139	PRIMARY SCHOOL	1	YES	Yes	5	0	556	921.20	94 667	1 170	95 857	512 187	540 988	571 346
55	LETLHOEDI	CAPRICORN	920210432	PRIMARY SCHOOL	1	YES	Yes	9	0	153	921.20	226 388	321	226 709	140 944	148 869	157 223
56	LETLHOTLHONG	CAPRICORN	922250379	PRIMARY SCHOOL	1	YES	Yes	16	4	360	921.20	500 119	752	500 871	331 632	350 280	369 936
57	LETSHEGA-MALOKWANE	CAPRICORN	922250386	SECONDARY SCHOOL	1	YES	Yes	5	1	63	921.20	136 005	164	136 169	58 036	61 239	64 739
58	LETSWATLA	CAPRICORN	920210449	PRIMARY SCHOOL	1	YES	Yes	11	5	318	921.20	299 555	685	300 240	292 942	309 414	326 777
59	LEWENG	CAPRICORN	922250409	PRIMARY SCHOOL	1	YES	Yes	4	0	455	921.20	59 395	966	60 361	419 146	442 715	467 558
60	MABETWA	CAPRICORN	922210470	PRIMARY SCHOOL	1	YES	Yes	10	1	64	921.20	264 263	134	264 397	58 957	62 272	65 766

No.	Name of school	District	EMS number	Primary/Secondary Combined	Quintile	No Fee Status	Section 21 Status	Nr of Educators	Nr of non Educators	Nr of Learners	Allocation per learner 2018	Main Appropriation	Adjusted Appropriation 2017/2018	Medium-term estimates			
														Revised estimate	2018	2019	2020
61	MABOI	CAPRICORN	9202/0487	PRIMARY SCHOOL	1	YES	Yes	12	5	489	921.20	395 983	985	396 946	432 043	456 337	481 944
62	MADIBO	CAPRICORN	9212/30849	SECONDARY SCHOOL	1	YES	Yes	2	1	385	921.20	60 255	830	61 085	354 662	374 605	395 626
63	MADIKA	CAPRICORN	9212/30153	PRIMARY SCHOOL	1	YES	Yes	18	0	642	921.20	378 748	1 361	380 108	591 410	624 666	659 719
64	MADISEI	CAPRICORN	9232/60468	PRIMARY SCHOOL	1	YES	Yes	13	3	220	921.20	319 353	473	319 826	202 664	214 060	226 072
65	MAFEFE	CAPRICORN	9232/60482	PRIMARY SCHOOL	1	YES	Yes	19	6	160	921.20	546 602	355	546 957	147 362	155 680	164 416
66	MAFFING	CAPRICORN	9222/50454	PRIMARY SCHOOL	1	YES	Yes	8	0	106	921.20	203 146	223	203 369	97 647	103 138	108 926
67	MAFSAKGOMO	CAPRICORN	9212/30177	SECONDARY SCHOOL	1	YES	Yes	4	2	364	921.20	129 119	819	129 938	335 317	354 172	374 046
68	MAHLASE	CAPRICORN	9202/0548	SECONDARY SCHOOL	1	YES	Yes	4	1	639	921.20	92 965	1 384	94 349	588 647	621 747	666 636
69	MAHLATJANE	CAPRICORN	9232/60512	PRIMARY SCHOOL	1	YES	Yes	19	2	535	921.20	324 518	1 124	325 641	492 942	520 555	549 766
70	MAIMELA	CAPRICORN	9202/0555	PRIMARY SCHOOL	1	YES	Yes	22	0	735	921.20	633 541	1 565	635 106	677 082	715 155	755 286
71	MAKADIMANE	CAPRICORN	9232/60567	SECONDARY SCHOOL	1	YES	Yes	14	4	55	921.20	409 736	132	409 868	50 666	53 515	56 518
72	MAKALANG	CAPRICORN	9202/0562	PRIMARY SCHOOL	1	YES	Yes	19	8	272	921.20	641 289	594	641 883	250 566	264 666	279 507
73	MAKAWA	CAPRICORN	9922/01502	SECONDARY SCHOOL	1	YES	Yes	4	1	86	921.20	55 091	187	55 277	79 223	83 678	88 374
74	MAKANGWANE	CAPRICORN	9222/0579	SECONDARY SCHOOL	1	YES	Yes	9	1	124	921.20	248 788	271	249 039	114 229	120 662	127 422
75	MAKAFELA	CAPRICORN	9202/0586	PRIMARY SCHOOL	1	YES	Yes	9	2	205	921.20	82 636	437	83 073	188 846	199 465	210 658
76	MAKGOTLHO	CAPRICORN	9202/0609	PRIMARY SCHOOL	1	YES	Yes	5	1	295	921.20	119 650	611	120 261	271 754	287 055	303 142
77	MAKGWADING	CAPRICORN	9212/30207	SECONDARY SCHOOL	1	YES	Yes	5	0	384	921.20	167 854	916	168 770	353 741	373 632	394 598
78	MAKHUTLA	CAPRICORN	9202/0616	PRIMARY SCHOOL	1	YES	Yes	8	0	137	921.20	260 819	302	261 122	126 204	133 301	140 781
79	MALAKA	CAPRICORN	9222/0623	PRIMARY SCHOOL	1	YES	Yes	18	3	22	921.20	416 622	44	416 666	20 266	21 406	22 607
80	MALEBOHO	CAPRICORN	9202/0630	SECONDARY SCHOOL	1	YES	Yes	4	0	532	921.20	126 536	1 136	127 672	490 078	517 636	546 683
81	MALEKAPANE	CAPRICORN	9232/60598	PRIMARY SCHOOL	1	YES	Yes	2	1	51	921.20	28 791	105	28 896	46 981	49 623	52 408
82	MALENKIWANA	CAPRICORN	9202/0647	PRIMARY SCHOOL	1	YES	Yes	20	0	447	921.20	520 778	937	521 715	411 776	434 931	459 337
83	MAVAGOGO	CAPRICORN	9232/60611	SECONDARY SCHOOL	1	YES	Yes	1	0	289	921.20	47 343	613	47 957	266 227	281 197	296 976
84	MAVIMOKA	CAPRICORN	9202/0708	SECONDARY SCHOOL	1	YES	Yes	12	3	730	921.20	362 393	1 571	363 963	672 476	710 290	750 148
85	MAVIOGOASHA	CAPRICORN	9212/30221	PRIMARY SCHOOL	1	YES	Yes	13	0	456	921.20	270 288	941	271 229	420 067	443 688	468 586
86	MAVONGAO	CAPRICORN	9042/60635	PRIMARY SCHOOL	1	YES	Yes	28	4	109	921.20	703 265	231	703 496	100 411	106 057	112 008
87	MAVOSHIA	CAPRICORN	9202/0739	PRIMARY SCHOOL	1	YES	Yes	13	5	290	921.20	401 128	622	401 750	267 148	282 170	298 004
88	MAVOYAHABO	CAPRICORN	9202/0746	PRIMARY SCHOOL	1	YES	Yes	3	1	158	921.20	94 667	334	95 021	145 550	153 734	162 361
89	MAVOPOTE	CAPRICORN	9202/0753	PRIMARY SCHOOL	1	YES	Yes	7	0	246	921.20	255 655	512	256 167	226 615	239 368	252 790
90	MAVOPOTJANE	CAPRICORN	9212/30238	SECONDARY SCHOOL	1	YES	Yes	5	0	383	921.20	148 056	819	148 875	352 820	372 669	393 571

No.	Name of school	District	EMIS number	Primary Secondary Combined	Quintile	No Fee Status	Section 21 Status	Nr of Educators	Nr of non Educators	Nr of Learners	Allocation per learner 2018	2017/2018		Medium-term estimates		
												Main Appropriation	Adjusted Appropriation	Revised estimate	2018	2019
91	MANAKA	CAPRICORN	9202/0760	PRIMARY SCHOOL	1	YES	Yes	6	1	216	921.20	210 033	460	198 979	210 168	221 962
92	MANKHOLE	CAPRICORN	9212/3052	SECONDARY SCHOOL	1	YES	Yes	14	2	333	921.20	339 151	760	306 760	324 009	342 191
93	MANOE	CAPRICORN	9202/0791	SECONDARY SCHOOL	1	YES	Yes	11	0	792	921.20	189 374	1 688	729 590	770 616	813 859
94	MAPHETSA	CAPRICORN	9922/0501	PRIMARY SCHOOL	1	YES	Yes	14	4	1543	921.20	329 683	3 224	1 421 412	1 501 339	1 585 887
95	MAPOTLA	CAPRICORN	9202/0838	PRIMARY SCHOOL	1	YES	Yes	29	2	395	921.20	670 555	834	363 874	384 335	405 902
96	MARAGANE	CAPRICORN	9212/30279	PRIMARY SCHOOL	1	YES	Yes	37	1	335	921.20	1 272 248	739	308 602	325 955	344 246
97	MASEBE	CAPRICORN	9222/0869	PRIMARY SCHOOL	1	YES	Yes	12	0	166	921.20	333 987	351	152 919	161 518	170 582
98	MASHABASHABA	CAPRICORN	9232/0697	PRIMARY SCHOOL	1	YES	Yes	9	2	161	921.20	306 441	328	148 313	156 663	165 444
99	MASHANYANE	CAPRICORN	9232/0703	SECONDARY SCHOOL	1	YES	Yes	2	2	310	921.20	51 647	653	285 572	301 630	318 556
100	MASHE	CAPRICORN	9202/0883	PRIMARY SCHOOL	1	YES	Yes	5	3	266	921.20	137 726	559	245 039	258 818	273 342
101	MASHILO	CAPRICORN	9222/50591	PRIMARY SCHOOL	1	YES	Yes	5	2	194	921.20	129 119	407	178 713	188 762	199 354
102	MASHLOMPANA	CAPRICORN	9202/13157	PRIMARY SCHOOL	1	YES	Yes	16	4	227	921.20	309 024	477	209 112	220 871	233 265
103	MASHITE	CAPRICORN	9232/0710	PRIMARY SCHOOL	1	YES	Yes	7	2	446	921.20	221 223	935	410 855	433 958	458 310
104	MATALANE	CAPRICORN	9232/0727	PRIMARY SCHOOL	1	YES	Yes	7	3	352	921.20	168 715	733	324 262	342 496	361 715
105	MATHEKO	CAPRICORN	9202/0906	PRIMARY SCHOOL	1	YES	Yes	8	0	303	921.20	173 880	634	279 124	294 819	311 363
106	MATHIPA MANGATO	CAPRICORN	9202/0913	SECONDARY SCHOOL	1	YES	Yes	13	0	897	921.20	406 293	1 493	642 076	678 181	716 237
107	MATHUWE	CAPRICORN	9202/0920	PRIMARY SCHOOL	1	YES	Yes	7	3	85	921.20	277 174	187	78 302	82 705	87 346
108	MATLEKETLANE	CAPRICORN	9202/12452	PRIMARY SCHOOL	1	YES	Yes	11	0	234	921.20	259 098	489	215 561	227 682	240 458
109	MATSIMELA	CAPRICORN	9232/0765	SECONDARY SCHOOL	1	YES	Yes	27	3	428	921.20	680 885	991	394 274	416 444	439 813
110	MATSUOKIWANE	CAPRICORN	9202/0951	SECONDARY SCHOOL	1	YES	Yes	3	0	210	921.20	66 281	443	193 452	204 330	215 796
111	MATSWAKE	CAPRICORN	9202/0968	SECONDARY SCHOOL	1	YES	Yes	8	0	610	921.20	209 172	1 279	561 932	593 530	626 836
112	MATUNTUNYANE	CAPRICORN	9222/12407	PRIMARY SCHOOL	1	YES	Yes	14	12	324	921.20	389 077	676	298 469	315 252	332 942
113	MMADITHAKADU	CAPRICORN	9212/30160	SECONDARY SCHOOL	1	YES	Yes	9	2	75	921.20	204 868	160	69 090	72 975	77 070
114	MMAKGOMO	CAPRICORN	9202/0982	PRIMARY SCHOOL	1	YES	Yes	21	8	269	921.20	575 008	571	247 803	261 737	276 424
115	MMALOTTO	CAPRICORN	9202/11015	SECONDARY SCHOOL	1	YES	Yes	10	0	136	921.20	281 478	290	125 283	132 328	139 754
116	MMANTOTOLE	CAPRICORN	9202/11022	PRIMARY SCHOOL	1	YES	Yes	5	0	321	921.20	89 522	668	295 705	312 333	329 860
117	MMANTSHAKO	CAPRICORN	9202/0814	SECONDARY SCHOOL	1	YES	Yes	8	0	284	921.20	228 970	580	261 621	276 332	291 838
118	MMASEHLONG	CAPRICORN	9222/50652	PRIMARY SCHOOL	1	YES	Yes	7	2	186	921.20	125 675	391	173 186	182 924	193 189
119	MMUDINAREADI	CAPRICORN	9212/30337	PRIMARY SCHOOL	1	YES	Yes	8	3	577	921.20	278 896	1 310	531 532	561 421	592 925
120	MODULATHOKO	CAPRICORN	9202/1060	PRIMARY SCHOOL	1	YES	Yes	8	2	103	921.20	235 856	231	94 884	100 219	105 843

No.	Name of school	District	EMS number	Primary/Secondary Combined	Quintile	No Fee Status	Section 21 Status	Nr of Educators	Nr of non Educators	Nr of Learners	Allocation per learner 2018	2017/2018		Medium-term estimates			
												Main Appropriation	Adjusted Appropriation	Revised estimate	2018	2019	2020
121	MOGAPU'JI	CAPRICORN	922260796	SECONDARY SCHOOL	1	YES	Yes	7	1	431	921.20	164 411	964	165 375	397 037	419 363	442 896
122	MOGODI	CAPRICORN	922260802	PRIMARY SCHOOL	1	YES	Yes	15	4	663	921.20	488 929	1 415	490 344	629 180	664 559	701 851
123	MOGOLONG	CAPRICORN	922211084	PRIMARY SCHOOL	1	YES	Yes	3	1	73	921.20	96 408	168	96 576	67 248	71 029	75 015
124	MOGOLOGOLO	CAPRICORN	921230344	PRIMARY SCHOOL	1	YES	Yes	14	3	640	921.20	342 594	1 348	343 943	589 568	622 720	657 664
125	MOHLAKENG	CAPRICORN	920211107	COMBINED SCHOOL	1	YES	Yes	18	4	310	921.20	596 527	672	597 199	285 572	301 630	318 556
126	MOKIDIANE MORUKHU	CAPRICORN	920211121	PRIMARY SCHOOL	1	YES	Yes	3	1	166	921.20	71 446	359	71 805	152 919	161 518	170 982
127	MOKOLOBANE	CAPRICORN	922260857	PRIMARY SCHOOL	1	YES	Yes	17	5	111	921.20	550 906	235	551 141	102 253	108 003	114 064
128	MOKONE	CAPRICORN	921230389	PRIMARY SCHOOL	1	YES	Yes	7	0	125	921.20	269 427	292	269 719	115 150	121 625	128 450
129	MOKUJURU	CAPRICORN	920211138	PRIMARY SCHOOL	1	YES	Yes	6	0	226	921.20	156 664	473	157 136	208 191	219 888	232 238
130	MOLAPOWATEBELE	CAPRICORN	922260864	PRIMARY SCHOOL	1	YES	Yes	4	2	447	921.20	90 383	968	91 341	411 776	434 931	459 337
131	MOLEKE	CAPRICORN	922260871	PRIMARY SCHOOL	1	YES	Yes	5	3	434	921.20	121 371	911	122 283	399 801	422 282	445 978
132	MOLEMO	CAPRICORN	921230405	PRIMARY SCHOOL	1	YES	Yes	6	3	280	921.20	187 652	596	188 249	257 936	272 440	287 728
133	MOLOKO	CAPRICORN	920212377	SECONDARY SCHOOL	1	YES	Yes	12	0	233	921.20	374 444	561	375 004	214 640	226 709	239 431
134	MOLOTOADI	CAPRICORN	922260888	PRIMARY SCHOOL	1	YES	Yes	9	4	346	921.20	348 620	729	349 349	318 735	336 668	355 550
135	MONYEBODI	CAPRICORN	920211145	PRIMARY SCHOOL	1	YES	Yes	8	6	804	921.20	242 743	1 701	244 444	740 645	782 292	826 190
136	MOPHAMAMONA	CAPRICORN	920211176	PRIMARY SCHOOL	1	YES	Yes	14	0	330	921.20	254 794	697	255 491	303 966	321 090	339 108
137	MOREBENG	CAPRICORN	992207100	SECONDARY SCHOOL	1	YES	Yes	9	2	369	921.20	288 365	779	289 144	339 923	359 037	379 184
138	MOREMOTSE	CAPRICORN	921230429	SECONDARY SCHOOL	1	YES	Yes	22	0	104	921.20	704 987	227	705 214	95 805	101 192	106 870
139	MOSEHLENG	CAPRICORN	922250737	PRIMARY SCHOOL	1	YES	Yes	9	0	93	921.20	266 643	197	266 840	85 672	90 489	95 567
140	MOSHABI	CAPRICORN	992204302	PRIMARY SCHOOL	1	YES	Yes	7	1	258	921.20	228 970	525	229 495	237 670	251 034	265 121
141	MOSHOKOA	CAPRICORN	920211190	SECONDARY SCHOOL	1	YES	Yes	6	0	537	921.20	96 408	1 124	97 532	494 684	522 501	551 821
142	MOTSERERENG	CAPRICORN	921231064	PRIMARY SCHOOL	1	YES	Yes	3	2	127	921.20	85 218	277	85 495	116 992	123 571	130 505
143	MPHACHUE	CAPRICORN	922260949	SECONDARY SCHOOL	1	YES	Yes	9	2	346	921.20	197 982	762	198 734	318 735	336 668	355 550
144	MPHELA	CAPRICORN	920211220	SECONDARY SCHOOL	1	YES	Yes	15	4	285	921.20	463 105	611	463 716	262 542	277 305	292 866
145	MPHENGWA	CAPRICORN	920211237	SECONDARY SCHOOL	1	YES	Yes	5	0	349	921.20	109 320	731	110 051	321 489	339 577	358 632
146	MPOTLA	CAPRICORN	921230924	SECONDARY SCHOOL	1	YES	Yes	15	0	155	921.20	373 583	349	373 931	142 786	150 815	159 278
147	MY DARLING	CAPRICORN	920211268	SECONDARY SCHOOL	1	YES	Yes	12	2	279	921.20	253 072	611	253 683	257 015	271 467	286 700
148	NAKEDI	CAPRICORN	920211275	SECONDARY SCHOOL	1	YES	Yes	16	2	314	921.20	307 302	729	308 031	289 257	305 522	322 666
149	NGWAMOREI	CAPRICORN	922260987	SECONDARY SCHOOL	1	YES	Yes	4	1	173	921.20	80 914	384	81 299	159 368	168 329	177 775
150	NGWANALLELA	CAPRICORN	922251615	SECONDARY SCHOOL	1	YES	Yes	14	3	198	921.20	301 277	410	301 686	182 398	192 654	203 465

No.	Name of school	District	EMIS number	Primary/Secondary Combined	Quintile	No Fee Status	Section 21 Status	Nrof Educators	Nrof non Educators	Nrof Learners	Allocation per learner 2018	2017/2018		Medium-term estimates			
												Main Appropriation	Adjusted Appropriation	Revised estimate	2018	2019	2020
151	MKGOSO	CAPRICORN	921230528	PRIMARY SCHOOL	1	YES	Yes	12	0	377	921.20	248 788	794	249 562	347 292	366 821	387 405
152	NOKOTLOU	CAPRICORN	923261010	SECONDARY SCHOOL	1	YES	Yes	7	2	317	921.20	173 019	779	173 798	292 020	308 441	325 749
153	NONYANA	CAPRICORN	920211305	PRIMARY SCHOOL	1	YES	Yes	9	3	207	921.20	160 988	431	161 398	190 688	201 411	212 713
154	NTSOSE	CAPRICORN	920211329	SECONDARY SCHOOL	1	YES	Yes	10	4	154	921.20	304 720	332	305 051	141 865	149 842	188 250
155	PAPKUIL	CAPRICORN	904271234	PRIMARY SCHOOL	1	YES	Yes	13	3	108	921.20	365 836	336	366 172	99 490	105 084	110 981
156	PHALANGORO MOTHOA	CAPRICORN	921230535	SECONDARY SCHOOL	1	YES	Yes	6	0	425	921.20	164 411	932	165 343	391 510	413 525	436 730
157	PHASDANE	CAPRICORN	923261041	SECONDARY SCHOOL	1	YES	Yes	6	2	277	921.20	151 499	584	152 083	255 172	289 521	284 645
158	PHAUDI	CAPRICORN	922250881	PRIMARY SCHOOL	1	YES	Yes	3	0	236	921.20	112 763	521	113 284	217 403	229 628	242 514
159	PHOPHEDI	CAPRICORN	923261065	SECONDARY SCHOOL	1	YES	Yes	17	5	131	921.20	368 418	307	368 725	120 677	127 463	134 616
160	PHOSANIE	CAPRICORN	923261072	SECONDARY SCHOOL	1	YES	Yes	11	2	152	921.20	243 604	363	243 967	140 022	147 896	156 195
161	PHUMATLA	CAPRICORN	920211374	SECONDARY SCHOOL	1	YES	Yes	8	3	66	921.20	223 805	141	223 946	60 799	64 218	67 822
162	PHUTIMOKWENA	CAPRICORN	922211381	PRIMARY SCHOOL	1	YES	Yes	5	2	108	921.20	128 258	225	128 482	100 411	106 057	112 008
163	PHUTLO	CAPRICORN	923261086	SECONDARY SCHOOL	1	YES	Yes	5	2	113	921.20	154 081	244	154 325	104 096	109 949	116 119
164	PITSENG YA THUTO	CAPRICORN	923261102	PRIMARY SCHOOL	1	YES	Yes	4	0	665	921.20	80 914	1 392	82 307	612 598	647 045	683 354
165	POTOKELA	CAPRICORN	920211404	PRIMARY SCHOOL	1	YES	Yes	4	1	563	921.20	92 105	1 176	93 281	518 636	547 799	578 539
166	RADIKGOBETHE	CAPRICORN	920211428	SECONDARY SCHOOL	1	YES	Yes	8	2	753	921.20	113 624	1 592	115 216	693 664	732 669	773 783
167	RADIRA	CAPRICORN	920211435	SECONDARY SCHOOL	1	YES	Yes	16	7	301	921.20	562 957	643	563 599	277 281	292 873	309 308
168	RAKGARI	CAPRICORN	992201602	SECONDARY SCHOOL	1	YES	Yes	16	7	215	921.20	457 940	447	458 388	198 058	209 195	220 934
169	RAMALAVANE	CAPRICORN	923261126	SECONDARY SCHOOL	1	YES	Yes	27	0	60	921.20	681 746	128	681 874	55 272	58 380	61 656
170	RAMARULA	CAPRICORN	920211466	PRIMARY SCHOOL	1	YES	Yes	12	0	465	921.20	271 149	974	272 123	428 358	452 445	477 834
171	RAMASODI	CAPRICORN	921230603	PRIMARY SCHOOL	1	YES	Yes	3	0	536	921.20	118 789	1 157	119 946	493 763	521 528	550 794
172	RAMATSEDI	CAPRICORN	923261133	PRIMARY SCHOOL	1	YES	Yes	3	0	157	921.20	63 698	328	64 026	144 628	152 761	161 333
173	RAMOHAKANA	CAPRICORN	920211497	SECONDARY SCHOOL	1	YES	Yes	12	1	246	921.20	399 407	529	399 936	228 458	241 304	254 845
174	RAMOKGETHI	CAPRICORN	920211503	SECONDARY SCHOOL	1	YES	Yes	16	4	74	921.20	447 611	158	447 768	68 169	72 002	76 042
175	RANKHUMANENG	CAPRICORN	920211527	PRIMARY SCHOOL	1	YES	Yes	5	4	197	921.20	142 030	407	142 438	181 476	191 681	202 437
176	RAPETSWA	CAPRICORN	920211534	SECONDARY SCHOOL	1	YES	Yes	11	2	114	921.20	206 590	288	206 877	105 017	110 922	117 146
177	RAPHATHA	CAPRICORN	920211541	SECONDARY SCHOOL	1	YES	Yes	3	0	258	921.20	90 383	540	90 923	237 670	251 034	265 121
178	RASEASALA	CAPRICORN	920211589	PRIMARY SCHOOL	1	YES	Yes	5	0	524	921.20	165 272	1 086	166 357	482 709	509 862	538 462
179	RASEBILU	CAPRICORN	920211596	PRIMARY SCHOOL	1	YES	Yes	6	0	691	921.20	111 903	1 529	113 432	636 549	672 343	710 072
180	RASEKGALA	CAPRICORN	920213168	SECONDARY SCHOOL	1	YES	Yes	11	2	216	921.20	234 996	458	235 453	198 979	210 168	221 962

No.	Name of school	District	EMIS number	Primary/Secondary Combined	Quintile	No Fee Status	Section 21 Status	Nr of Educators	Nr of non Educators	Nr of Learners	Allocation per-learner 2018	2017/2018		2018		2019		2020
												Main Appropriation	Adjusted Appropriation	Revised estimate	Medium-term estimates			
181	RASEKGALE	CAPRICORN	920211602	PRIMARY SCHOOL	1	YES	Yes	15	0	437	921.20	450 193	903	402 564	425 201	449 061		
182	RASEKHUTA	CAPRICORN	920212469	PRIMARY SCHOOL	1	YES	Yes	19	5	133	921.20	603 414	275	122 520	129 409	136 671		
183	SADU	CAPRICORN	922211619	PRIMARY SCHOOL	1	YES	Yes	11	0	181	921.20	209 172	399	166 737	176 113	185 996		
184	SAMPSE	CAPRICORN	923261157	PRIMARY SCHOOL	1	YES	Yes	16	0	98	921.20	367 557	206	90 278	95 354	100 705		
185	SCHEIDING	CAPRICORN	923261164	PRIMARY SCHOOL	1	YES	Yes	5	2	492	921.20	117 067	1 000	453 230	478 716	505 579		
186	SEALANE	CAPRICORN	923261171	PRIMARY SCHOOL	1	YES	Yes	6	0	238	921.20	154 942	491	219 246	231 574	244 569		
187	SEANEHO	CAPRICORN	920211633	PRIMARY SCHOOL	1	YES	Yes	2	0	181	921.20	73 167	370	166 737	176 113	185 996		
188	SEBITJA	CAPRICORN	921230658	SECONDARY SCHOOL	1	YES	Yes	13	4	621	921.20	409 736	1 346	572 065	604 233	638 140		
189	SEBOTSI	CAPRICORN	904230685	COMBINED SCHOOL	1	YES	Yes	2	0	484	921.20	28 791	1 035	445 861	470 922	497 358		
190	SECHICHI	CAPRICORN	921230672	SECONDARY SCHOOL	1	YES	Yes	5	3	225	921.20	134 283	512	207 270	218 925	231 210		
191	SEPHLAMFYANA	CAPRICORN	920211640	PRIMARY SCHOOL	1	YES	Yes	7	3	202	921.20	154 081	420	186 082	196 546	207 575		
192	SEFOTO	CAPRICORN	920212391	PRIMARY SCHOOL	1	YES	Yes	26	4	650	921.20	598 249	1 348	598 780	632 450	667 940		
193	SEFOTWANE	CAPRICORN	920211657	PRIMARY SCHOOL	1	YES	Yes	11	0	314	921.20	419 205	649	289 257	305 522	322 666		
194	SEGAENG	CAPRICORN	921230689	SECONDARY SCHOOL	1	YES	Yes	14	3	215	921.20	221 223	470	198 068	209 195	220 934		
195	SEGOPOTJIE	CAPRICORN	923261881	SECONDARY SCHOOL	1	YES	Yes	7	1	495	921.20	179 905	1 042	455 994	481 635	508 662		
196	SEKGONI	CAPRICORN	920211664	SECONDARY SCHOOL	1	YES	Yes	16	0	210	921.20	568 982	447	193 462	204 330	215 796		
197	SEIPHI	CAPRICORN	920211671	SECONDARY SCHOOL	1	YES	Yes	9	2	178	921.20	265 994	380	163 974	173 194	182 913		
198	SEKGOPHOKGOPHONG	CAPRICORN	921230696	PRIMARY SCHOOL	1	YES	Yes	9	3	552	921.20	200 564	1 155	508 502	537 096	567 235		
199	SEKHWITSAANE	CAPRICORN	920211701	PRIMARY SCHOOL	1	YES	Yes	18	3	144	921.20	438 142	298	132 653	140 112	147 974		
200	SEKURVANENG	CAPRICORN	923261225	PRIMARY SCHOOL	1	YES	Yes	8	0	570	921.20	186 791	1 210	525 084	554 610	585 732		
201	SELAELO	CAPRICORN	920211725	PRIMARY SCHOOL	1	YES	Yes	8	0	332	921.20	160 107	701	305 838	323 066	341 163		
202	SELELO	CAPRICORN	920211732	PRIMARY SCHOOL	1	YES	Yes	14	4	567	921.20	472 574	1 199	522 320	551 691	582 649		
203	SELOWE	CAPRICORN	99201601	PRIMARY SCHOOL	1	YES	Yes	5	2	186	921.20	124 815	391	171 343	180 978	191 134		
204	SEO	CAPRICORN	922251136	SECONDARY SCHOOL	1	YES	Yes	14	0	103	921.20	471 713	296	94 884	100 219	105 843		
205	SEPHAWENG	CAPRICORN	922211787	PRIMARY SCHOOL	1	YES	Yes	7	0	95	921.20	259 098	200	87 514	92 435	97 622		
206	SERADITOLA	CAPRICORN	921230726	SECONDARY SCHOOL	1	YES	Yes	15	3	121	921.20	469 131	279	111 465	117 733	124 340		
207	SEROBANENG	CAPRICORN	923261249	PRIMARY SCHOOL	1	YES	Yes	5	0	320	921.20	154 942	678	294 784	311 360	328 882		
208	SEROKOLOSENYANE	CAPRICORN	923261256	PRIMARY SCHOOL	1	YES	Yes	5	3	126	921.20	107 599	269	116 071	122 598	129 478		
209	SERUTILE	CAPRICORN	921230733	SECONDARY SCHOOL	1	YES	Yes	4	0	185	921.20	74 889	416	170 422	180 005	190 106		
210	SESALONG	CAPRICORN	920211800	PRIMARY SCHOOL	1	YES	Yes	5	2	441	921.20	139 448	932	406 249	429 093	453 172		

No.	Name of school	District	EMIS number	Primary/Secondary Combined	Quintile	No Fee Status	Section 21 Status	Nrof Educators	Nrof non Educators	Nrof Learners	Allocation per learner 2018	Main Appropriation	Adjusted Appropriation 2017/2018	Revised estimate	Medium-term estimates		
															2018	2019	2020
211	SESHANE	CAPRICORN	92221817	PRIMARY SCHOOL	1	YES	Yes	9	0	156	921.20	287 504	332	287 836	145 550	153 734	162 361
212	SETHUNYA	CAPRICORN	92021824	PRIMARY SCHOOL	1	YES	Yes	4	2	310	921.20	122 232	647	122 879	285 572	301 630	318 556
213	SELLA MIMAKO	CAPRICORN	921230764	PRIMARY SCHOOL	1	YES	Yes	11	4	739	921.20	208 311	1 594	209 905	680 767	719 047	759 396
214	TEFU	CAPRICORN	92021855	PRIMARY SCHOOL	1	YES	Yes	14	0	468	921.20	352 924	983	353 917	431 122	455 364	480 917
215	THABANTSHO	CAPRICORN	92021879	PRIMARY SCHOOL	1	YES	Yes	6	3	147	921.20	139 448	311	139 759	135 416	143 031	151 057
216	THADUKU	CAPRICORN	921231026	PRIMARY SCHOOL	1	YES	Yes	10	1	724	921.20	276 314	1 514	277 828	666 949	704 462	743 982
217	THAGHETALA	CAPRICORN	923261300	SECONDARY SCHOOL	1	YES	Yes	18	4	233	921.20	642 149	540	642 689	214 640	226 709	239 431
218	TUJANE	CAPRICORN	923261362	PRIMARY SCHOOL	1	YES	Yes	15	0	287	921.20	416 622	605	417 227	264 384	279 251	294 921
219	TLHAKAUMA	CAPRICORN	92021893	PRIMARY SCHOOL	1	YES	Yes	4	2	415	921.20	125 675	882	126 557	382 298	403 795	426 454
220	TLHONA SEDIMONG	CAPRICORN	92021886	PRIMARY SCHOOL	1	YES	Yes	25	5	512	921.20	616 326	1 065	617 390	471 654	498 176	526 131
221	TLOUATIBA	CAPRICORN	923261379	PRIMARY SCHOOL	1	YES	Yes	10	0	221	921.20	224 666	470	225 137	203 565	215 033	227 100
222	TLOU-MATOME	CAPRICORN	92021909	SECONDARY SCHOOL	1	YES	Yes	9	0	308	921.20	252 211	645	252 856	283 730	299 684	316 501
223	TSHENYANE	CAPRICORN	92021916	SECONDARY SCHOOL	1	YES	Yes	14	0	168	921.20	391 659	359	392 019	154 762	163 464	172 637
224	TUMANGOLE	CAPRICORN	92021930	SECONDARY SCHOOL	1	YES	Yes	12	4	234	921.20	408 875	601	409 476	215 561	227 682	240 458
225	ABRAHAM SEROTE	CAPRICORN	92021930	SECONDARY SCHOOL	1	YES	Yes	6	2	976	921.20	206 590	974	207 564	899 091	949 648	1 002 938
226	AQUAVILLE	GREATER SEKHUKHUN	916420017	SECONDARY SCHOOL	1	YES	Yes	6	0	385	921.20	237 578	596	238 174	354 662	374 605	395 626
227	AREIKHULENG	GREATER SEKHUKHUN	916420024	COMBINED SCHOOL	1	YES	Yes	8	0	30	921.20	164 411	1 613	166 024	27 636	29 190	30 828
228	ARKONA	GREATER SEKHUKHUN	916420048	PRIMARY SCHOOL	1	YES	Yes	8	0	143	921.20	244 464	1 625	246 090	131 732	139 139	146 947
229	BACHABANG	GREATER SEKHUKHUN	916420062	PRIMARY SCHOOL	1	YES	Yes	8	0	143	921.20	884 892	2 934	887 826	395 955	417 417	440 840
230	BACHABANG	GREATER SEKHUKHUN	916420109	PRIMARY SCHOOL	1	YES	Yes	33	8	429	921.20	271 174	846	278 021	374 928	396 011	418 233
231	BAFALADI	GREATER SEKHUKHUN	917420970	PRIMARY SCHOOL	1	YES	Yes	10	0	407	921.20	28 791	979	29 770	293 863	310 387	327 804
232	BAITHUDI MOHLALEDI	GREATER SEKHUKHUN	916420123	PRIMARY SCHOOL	1	YES	Yes	2	2	319	921.20	145 474	1 090	146 563	209 112	220 871	233 265
233	BAKOPA	GREATER SEKHUKHUN	994402102	PRIMARY SCHOOL	1	YES	Yes	5	2	227	921.20	366 367	937	357 304	173 186	182 924	193 189
234	BANARENG	GREATER SEKHUKHUN	916420246	PRIMARY SCHOOL	1	YES	Yes	14	0	188	921.20	366 367	1 424	357 791	757 226	799 806	844 687
235	BANTWANE	GREATER SEKHUKHUN	916420260	PRIMARY SCHOOL	1	YES	Yes	13	2	822	921.20	272 010	500	272 509	104 096	109 949	116 119
236	BAPHADIMA	GREATER SEKHUKHUN	916412031	SECONDARY SCHOOL	1	YES	Yes	9	8	113	921.20	223 805	897	224 702	277 281	292 873	309 308
237	BAROKA	GREATER SEKHUKHUN	916420284	SECONDARY SCHOOL	1	YES	Yes	10	3	301	921.20	160 107	683	160 789	838 292	885 430	935 116
238	BATAU	GREATER SEKHUKHUN	994402101	SECONDARY SCHOOL	1	YES	Yes	6	0	910	921.20	68 002	1 069	69 071	416 382	439 796	464 475
239	BLOMPOORT	GREATER SEKHUKHUN	916412042	COMBINED SCHOOL	1	YES	Yes	3	0	452	921.20	688 632	588	689 220	32 242	34 055	35 966
240	BOERBOOMKRAAL	GREATER SEKHUKHUN	916420369	PRIMARY SCHOOL	1	YES	Yes	18	3	35	921.20	164 411	485	164 896	67 248	71 029	75 015
	BOHWELBATHO	GREATER SEKHUKHUN	916420376	PRIMARY SCHOOL	1	YES	Yes	8	0	73	921.20						

No.	Name of school	District	EMS number	Primary/Secondary Combined	Quintile	No Fee Status	Section Z1 Status	Nr of Educators	Nr of non Educators	Nr of Learners	Allocation per learner 2018	2017/2018		Medium-term estimates			
												Main Appropriation	Adjusted Appropriation	Revised estimate	2018	2019	2020
241	BOKONI	GREATER SEKHUKHUN	9164/20390	PRIMARY SCHOOL	1	YES	Yes	8	0	20	921.20	302 998	920	303 918	18 424	19 460	20 552
242	BONANG BONANI	GREATER SEKHUKHUN	9164/20406	PRIMARY SCHOOL	1	YES	Yes	27	0	438	921.20	740 279	1 709	741 989	403 488	426 174	450 089
243	BOWANKWE	GREATER SEKHUKHUN	9164/20451	PRIMARY SCHOOL	1	YES	Yes	12	2	302	921.20	384 773	1 218	385 991	830 922	877 946	926 895
244	BOPANANG	GREATER SEKHUKHUN	9164/20468	PRIMARY SCHOOL	1	YES	Yes	2	0	625	921.20	28 791	1 023	29 814	575 750	608 125	642 250
245	BUFFELSVALLEI	GREATER SEKHUKHUN	9164/20475	COMBINED SCHOOL	1	YES	Yes	3	1	176	921.20	57 673	2 436	60 109	162 131	171 248	180 858
246	DE VAGENDRIFT	GREATER SEKHUKHUN	9164/20512	COMBINED SCHOOL	1	YES	Yes	1	1	210	921.20	28 791	1 579	30 370	193 462	204 330	215 796
247	DIHLABAKELA	GREATER SEKHUKHUN	9164/20536	SECONDARY SCHOOL	1	YES	Yes	12	3	582	921.20	360 671	1 016	361 687	536 138	566 286	598 063
248	DIHLABANENG	GREATER SEKHUKHUN	9164/20659	PRIMARY SCHOOL	1	YES	Yes	22	5	912	921.20	788 484	1 562	790 046	840 134	887 316	937 171
249	DIKANAKATLA	GREATER SEKHUKHUN	9164/20697	PRIMARY SCHOOL	1	YES	Yes	10	1	40	921.20	447 611	688	448 279	36 848	38 920	41 104
250	DIKETEPPE	GREATER SEKHUKHUN	9164/20727	PRIMARY SCHOOL	1	YES	Yes	5	0	184	921.20	111 903	1 995	113 898	169 501	179 022	189 078
251	DIKGABBE	GREATER SEKHUKHUN	9164/20758	PRIMARY SCHOOL	1	YES	Yes	10	2	1111	921.20	141 170	947	142 117	1 023 463	1 081 003	1 141 664
252	DIKGAEENG	GREATER SEKHUKHUN	9174/20789	PRIMARY SCHOOL	1	YES	Yes	13	4	525	921.20	534 551	764	535 304	483 630	510 825	539 490
253	DIKGALAPENG	GREATER SEKHUKHUN	9015/40546	PRIMARY SCHOOL	1	YES	Yes	15	4	365	921.20	731 672	563	732 234	336 238	355 145	375 074
254	DIKOTPE	GREATER SEKHUKHUN	9164/10133	SECONDARY SCHOOL	1	YES	Yes	2	1	337	921.20	37 014	802	37 816	310 444	327 901	346 301
255	DIKWETSE	GREATER SEKHUKHUN	9146/10157	PRIMARY SCHOOL	1	YES	Yes	6	2	94	921.20	176 462	764	177 216	86 593	91 462	96 594
256	DIMO	GREATER SEKHUKHUN	9164/11402	SECONDARY SCHOOL	1	YES	Yes	30	0	75	921.20	928 792	1 256	930 048	69 080	72 915	77 070
257	DINAKANYANE	GREATER SEKHUKHUN	9164/10218	SECONDARY SCHOOL	1	YES	Yes	15	4	339	921.20	457 079	1 000	458 079	312 287	329 847	348 356
258	DINKWANYANE	GREATER SEKHUKHUN	9944/01102	SECONDARY SCHOOL	1	YES	Yes	10	3	157	921.20	305 590	284	305 864	144 628	152 761	161 333
259	DINOTSI	GREATER SEKHUKHUN	9164/10348	PRIMARY SCHOOL	1	YES	Yes	12	1	209	921.20	267 706	947	268 653	192 531	203 357	214 768
260	DIPAKAPAKENG	GREATER SEKHUKHUN	9164/10508	PRIMARY SCHOOL	1	YES	Yes	4	2	422	921.20	86 940	1 170	88 109	388 746	410 606	433 647
261	DIPHALA	GREATER SEKHUKHUN	9164/10689	PRIMARY SCHOOL	1	YES	Yes	6	0	623	921.20	92 985	365	93 331	573 308	606 179	640 195
262	DIPHALLE	GREATER SEKHUKHUN	9164/10680	SECONDARY SCHOOL	1	YES	Yes	12	1	180	921.20	285 782	2 123	287 905	165 816	175 140	184 968
263	DIPITSI	GREATER SEKHUKHUN	9164/10720	PRIMARY SCHOOL	1	YES	Yes	8	4	486	921.20	131 701	1 716	133 417	447 703	472 878	499 414
264	DITHAMAGA	GREATER SEKHUKHUN	9164/10744	PRIMARY SCHOOL	1	YES	Yes	8	1	102	921.20	202 286	662	202 947	93 962	99 246	104 815
265	DITHOTHWANE	GREATER SEKHUKHUN	9164/10775	SECONDARY SCHOOL	1	YES	Yes	13	7	626	921.20	343 455	607	344 062	576 671	609 088	643 278
266	DJATE	GREATER SEKHUKHUN	9164/10888	PRIMARY SCHOOL	1	YES	Yes	16	3	368	921.20	554 349	1 288	555 617	339 002	358 064	378 157
267	DLAMINI	GREATER SEKHUKHUN	9164/11051	PRIMARY SCHOOL	1	YES	Yes	11	1	125	921.20	194 539	1 302	195 841	115 150	121 625	128 450
268	EKELE	GREATER SEKHUKHUN	9164/11112	PRIMARY SCHOOL	1	YES	Yes	17	0	316	921.20	426 091	907	426 998	291 099	307 468	324 722
269	ELANDSKRAAL	GREATER SEKHUKHUN	9164/11143	PRIMARY SCHOOL	1	YES	Yes	3	1	702	921.20	80 053	447	80 501	646 682	683 046	721 375
270	EMBOKODWENI	GREATER SEKHUKHUN	9164/11181	COMBINED SCHOOL	1	YES	Yes	24	1	672	921.20	600 831	1 529	602 360	619 046	653 866	680 547

No.	Name of school	District	EMIS number	Primary/Secondary Combined	Quintile	No Fee Status	Section 21 Status	Nr of Educators	Nr of non Educators	Nr of Learners	Allocation per learner 2018	2017/2018		Medium-term estimates			
												Main Appropriation	Adjusted Appropriation	Revised estimate	2018	2019	2020
271	FETAKOMO	GREATER SEKHUKHUN	926540508	SECONDARY SCHOOL	1	YES	Yes	12	2	895	921.20	315 049	1 029	316 078	824 474	870 835	919 702
272	FRANKMASHILE	GREATER SEKHUKHUN	926540034	SECONDARY SCHOOL	1	YES	Yes	3	2	524	921.20	105 877	589	106 446	482 709	509 862	538 462
273	FREDDY MOKGABUDI	GREATER SEKHUKHUN	926540584	PRIMARY SCHOOL	1	YES	Yes	9	0	179	921.20	264 263	1 031	265 294	164 895	174 167	183 940
274	GAMMALEBESE	GREATER SEKHUKHUN	926540068	PRIMARY SCHOOL	1	YES	Yes	23	3	537	921.20	618 047	1 880	619 927	494 684	522 501	551 821
275	GANGADZA	GREATER SEKHUKHUN	926540607	SECONDARY SCHOOL	1	YES	Yes	24	4	95	921.20	597 388	1 092	598 480	87 514	92 435	97 622
276	GEORGE CLIFFORD	GREATER SEKHUKHUN	926540662	PRIMARY SCHOOL	1	YES	Yes	27	10	61	921.20	859 929	1 657	861 896	56 193	59 363	62 684
277	GOBETSE	GREATER SEKHUKHUN	926540140	SECONDARY SCHOOL	1	YES	Yes	21	2	1023	921.20	436 421	920	437 340	942 388	995 379	1 051 235
278	GOSHETSENG	GREATER SEKHUKHUN	926540737	PRIMARY SCHOOL	1	YES	Yes	7	0	444	921.20	148 917	1 394	150 311	409 013	432 012	456 254
279	GOVE	GREATER SEKHUKHUN	926540782	PRIMARY SCHOOL	1	YES	Yes	14	0	536	921.20	439 003	1 856	440 859	493 763	521 528	550 794
280	HANS KOJIANE	GREATER SEKHUKHUN	926540805	SECONDARY SCHOOL	1	YES	Yes	5	2	322	921.20	80 914	1 239	82 153	296 626	313 306	330 887
281	HLABE	GREATER SEKHUKHUN	926540850	PRIMARY SCHOOL	1	YES	Yes	3	2	865	921.20	41 318	500	41 816	796 838	841 845	888 874
282	HLAHLANA	GREATER SEKHUKHUN	926540867	PRIMARY SCHOOL	1	YES	Yes	28	5	284	921.20	908 994	1 010	910 004	261 621	276 332	291 838
283	HLAKANANG	GREATER SEKHUKHUN	926540874	PRIMARY SCHOOL	1	YES	Yes	14	3	598	921.20	391 659	1 035	392 895	550 878	581 864	614 905
284	HLAKUDI	GREATER SEKHUKHUN	926541563	PRIMARY SCHOOL	1	YES	Yes	11	2	272	921.20	449 332	605	449 937	250 566	264 666	279 507
285	HLANGAMANI	GREATER SEKHUKHUN	926540936	SECONDARY SCHOOL	1	YES	Yes	10	1	389	921.20	186 791	916	187 707	358 347	378 497	399 736
286	HLAPOGADI	GREATER SEKHUKHUN	926540232	PRIMARY SCHOOL	1	YES	Yes	22	9	208	921.20	773 850	1 195	775 045	191 610	202 384	213 741
287	HLONG	GREATER SEKHUKHUN	926541020	PRIMARY SCHOOL	1	YES	Yes	8	3	142	921.20	243 604	613	244 217	130 810	138 166	145 919
288	HLOPHA	GREATER SEKHUKHUN	912531587	PRIMARY SCHOOL	1	YES	Yes	13	3	193	921.20	494 093	1 665	495 759	177 792	187 789	198 327
289	HONOKO	GREATER SEKHUKHUN	926540284	PRIMARY SCHOOL	1	YES	Yes	9	5	101	921.20	264 263	951	265 214	93 041	98 273	103 788
290	HOPEFIELD	GREATER SEKHUKHUN	926540379	PRIMARY SCHOOL	1	YES	Yes	17	2	184	921.20	377 026	1 674	378 700	169 501	179 032	189 078
291	HOSIA APHANE	GREATER SEKHUKHUN	995504204	COMBINED SCHOOL	1	YES	Yes	4	3	1061	921.20	151 499	869	152 368	977 393	1 032 363	1 090 284
292	HUTUTU	GREATER SEKHUKHUN	995504201	SECONDARY SCHOOL	1	YES	Yes	4	2	727	921.20	113 624	722	114 347	669 712	707 371	747 065
293	IKHUTSENG	GREATER SEKHUKHUN	926541181	PRIMARY SCHOOL	1	YES	Yes	5	1	337	921.20	157 525	1 682	159 207	310 444	327 901	346 301
294	IMMERPAN	GREATER SEKHUKHUN	917421101	PRIMARY SCHOOL	1	YES	Yes	2	0	307	921.20	88 661	3 148	91 809	282 808	298 711	315 473
295	INDIE	GREATER SEKHUKHUN	917420055	PRIMARY SCHOOL	1	YES	Yes	6	2	304	921.20	160 107	2 369	162 476	280 045	295 792	312 390
296	ITSOSENG	GREATER SEKHUKHUN	994402205	PRIMARY SCHOOL	1	YES	Yes	28	3	127	921.20	875 423	1 943	877 366	116 992	123 571	130 905
297	IZIKHALI ZEMFUNDO	GREATER SEKHUKHUN	917420703	SECONDARY SCHOOL	1	YES	Yes	23	7	547	921.20	634 402	2 711	637 113	503 895	532 231	562 097
298	JACOB MARWAE	GREATER SEKHUKHUN	917420765	PRIMARY SCHOOL	1	YES	Yes	11	3	491	921.20	278 035	2 703	280 738	452 309	477 743	504 552
299	JAFTA-BANTABETHU	GREATER SEKHUKHUN	901531122	PRIMARY SCHOOL	1	YES	Yes	10	3	217	921.20	284 061	584	284 645	199 900	211 141	222 989
300	KABISHI	GREATER SEKHUKHUN	926540638	PRIMARY SCHOOL	1	YES	Yes	10	2	964	921.20	275 453	855	276 308	888 037	937 972	990 606

No.	Name of school	District	EMS number	Primary/Secondary Combined	Quintile	No Fee Status	Section 21 Status	Nr of Educators	Nr of non Educators	Nr of Learners	Allocation per learner 2018	2017/2018		Medium-term estimates			
												Main Appropriation	Adjusted Appropriation	Revised estimate	2018	2019	2020
301	KAITUME	GREATER SEKHUKHUN	926540102	COMBINED SCHOOL	1	YES	Yes	4	0	674	921.20	112 763	981	113 744	620 889	655 802	692 602
302	KALAKENG	GREATER SEKHUKHUN	926540713	PRIMARY SCHOOL	1	YES	Yes	19	6	503	921.20	582 755	827	583 862	463 364	489 419	516 883
303	KATANG	GREATER SEKHUKHUN	926540829	PRIMARY SCHOOL	1	YES	Yes	14	1	262	921.20	426 091	1 208	427 299	241 354	254 926	289 231
304	KATISI	GREATER SEKHUKHUN	918520405	PRIMARY SCHOOL	1	YES	Yes	7	3	162	921.20	129 979	578	130 357	149 234	157 626	166 471
305	KATUDI	GREATER SEKHUKHUN	912521543	PRIMARY SCHOOL	1	YES	Yes	28	0	199	921.20	862 512	788	863 299	183 319	193 627	204 492
306	KEDIKETSE	GREATER SEKHUKHUN	912520443	PRIMARY SCHOOL	1	YES	Yes	24	4	332	921.20	604 275	878	605 152	305 638	323 066	341 163
307	KENNETH IASEKELA	GREATER SEKHUKHUN	918520450	PRIMARY SCHOOL	1	YES	Yes	19	3	1036	921.20	457 940	1 468	459 408	954 363	1 008 028	1 064 594
308	KGAGATLOU	GREATER SEKHUKHUN	918520085	SECONDARY SCHOOL	1	YES	Yes	6	2	452	921.20	228 970	452	229 422	416 382	439 796	464 475
309	KGAGUDI	GREATER SEKHUKHUN	918520092	PRIMARY SCHOOL	1	YES	Yes	5	2	377	921.20	144 613	687	145 299	347 292	366 821	387 405
310	KGHAHLAMORULANA	GREATER SEKHUKHUN	918520108	SECONDARY SCHOOL	1	YES	Yes	7	2	525	921.20	171 297	1 153	172 450	483 630	510 825	539 490
311	KGHAHLANONG	GREATER SEKHUKHUN	918520498	SECONDARY SCHOOL	1	YES	Yes	10	2	1318	921.20	262 541	1 035	263 576	1 214 142	1 282 414	1 354 377
312	KGALADI	GREATER SEKHUKHUN	918520511	PRIMARY SCHOOL	1	YES	Yes	27	7	1053	921.20	879 727	2 167	881 895	970 024	1 024 569	1 082 063
313	KGALATLOU	GREATER SEKHUKHUN	918520535	SECONDARY SCHOOL	1	YES	Yes	15	3	489	921.20	433 838	911	434 750	450 467	475 797	502 496
314	KGAOLA	GREATER SEKHUKHUN	918521385	SECONDARY SCHOOL	1	YES	Yes	8	3	1001	921.20	308 163	718	308 881	92 120	97 300	102 760
315	KGAPHOLA MATLALA	GREATER SEKHUKHUN	918520603	SECONDARY SCHOOL	1	YES	Yes	23	2	1361	921.20	550 906	559	551 464	125 283	132 328	139 754
316	KGARUTHUTHU	GREATER SEKHUKHUN	918510415	PRIMARY SCHOOL	1	YES	Yes	52	12	78	921.20	1 150 015	911	1 150 927	71 864	75 894	80 153
317	KGOBALANE	GREATER SEKHUKHUN	918520665	PRIMARY SCHOOL	1	YES	Yes	22	7	102	921.20	826 358	683	827 051	93 962	99 246	104 815
318	KGOBIBE	GREATER SEKHUKHUN	918521408	PRIMARY SCHOOL	1	YES	Yes	19	1	618	921.20	494 954	531	495 486	569 302	601 314	635 057
319	KGOBOKO	GREATER SEKHUKHUN	918521378	PRIMARY SCHOOL	1	YES	Yes	4	0	444	921.20	88 661	1 132	89 793	409 013	432 012	456 254
320	KGOEDI	GREATER SEKHUKHUN	918521361	PRIMARY SCHOOL	1	YES	Yes	10	4	147	921.20	154 081	1 105	155 186	135 416	143 031	151 057
321	KGOKODIBENG	GREATER SEKHUKHUN	918521354	SECONDARY SCHOOL	1	YES	Yes	3	2	569	921.20	72 306	880	73 186	524 163	553 637	584 704
322	KGOLANE - 1	GREATER SEKHUKHUN	918520764	SECONDARY SCHOOL	1	YES	Yes	4	0	197	921.20	88 661	1 002	89 663	181 476	191 681	202 437
323	KGOLOKO	GREATER SEKHUKHUN	912521521	SECONDARY SCHOOL	1	YES	Yes	23	2	767	921.20	519 917	733	520 650	706 560	746 291	788 169
324	KGOMATAU	GREATER SEKHUKHUN	918520825	PRIMARY SCHOOL	1	YES	Yes	13	4	154	921.20	406 293	1 411	407 704	141 865	149 942	158 250
325	KGOOGO	GREATER SEKHUKHUN	918521293	PRIMARY SCHOOL	1	YES	Yes	8	2	592	921.20	123 093	208	123 301	545 350	576 016	608 339
326	KGOSHIMORONGOATO	GREATER SEKHUKHUN	912520252	SECONDARY SCHOOL	1	YES	Yes	17	5	661	921.20	505 284	1 149	506 432	608 913	643 153	679 244
327	KGOTLOPONG	GREATER SEKHUKHUN	912520870	PRIMARY SCHOOL	1	YES	Yes	6	3	302	921.20	166 791	1 214	168 005	278 202	293 946	310 335
328	KGOTSWANE	GREATER SEKHUKHUN	918521255	SECONDARY SCHOOL	1	YES	Yes	35	5	94	921.20	716 177	1 079	717 257	86 593	91 462	96 594
329	KHUDU TSEKE	GREATER SEKHUKHUN	908521262	PRIMARY SCHOOL	1	YES	Yes	4	2	145	921.20	134 283	2 856	137 139	133 574	141 065	149 002
330	KOPA	GREATER SEKHUKHUN	918520917	SECONDARY SCHOOL	1	YES	Yes	17	6	979	921.20	477 738	704	478 442	901 855	952 367	1 006 020

No.	Name of school	District	EMIS number	Primary/Secondary Combined	Quintile	No Fee Status	Section 21 Status	Nrof Educators	Nrof non Educators	Nrof Learners	Allocation per learner 2018	2017/2018		Medium-term estimates			
												Main Appropriation	Adjusted Appropriation	Revised estimate	2018	2019	2020
331	KOPANONG	GREATER SEKHUKHUN	918521316	PRIMARY SCHOOL	1	YES	Yes	22	3	1302	921.20	562 957	460	563 417	1 199 402	1 266 846	1 337 935
332	KOPI	GREATER SEKHUKHUN	918520924	PRIMARY SCHOOL	1	YES	Yes	9	0	94	921.20	271 149	1 508	272 857	86 593	91 462	96 594
333	KUBELA	GREATER SEKHUKHUN	918521323	SECONDARY SCHOOL	1	YES	Yes	5	2	414	921.20	106 738	1 191	107 929	381 377	402 822	425 426
334	KIVANO	GREATER SEKHUKHUN	918520979	PRIMARY SCHOOL	1	YES	Yes	8	2	96	921.20	139 448	836	140 284	88 435	93 408	98 650
335	KWATA	GREATER SEKHUKHUN	918521330	PRIMARY SCHOOL	1	YES	Yes	30	7	304	921.20	871 119	988	872 117	280 045	295 792	312 390
336	KWENATSHWENE	GREATER SEKHUKHUN	918521071	PRIMARY SCHOOL	1	YES	Yes	31	9	593	921.20	1 061 354	1 535	1 062 889	546 272	576 989	609 367
337	LAERSDRIJ LAERSKOOI	GREATER SEKHUKHUN	916410010	COMBINED SCHOOL	1	YES	Yes	2	0	510	921.20	92 965	1 036	94 062	469 812	496 230	524 076
338	LAEMDZANDVO	GREATER SEKHUKHUN	916410027	SECONDARY SCHOOL	1	YES	Yes	11	3	189	921.20	316 771	846	317 617	174 107	183 897	194 216
339	LEBELO	GREATER SEKHUKHUN	902371823	PRIMARY SCHOOL	1	YES	Yes	3	2	44	921.20	84 357	874	85 231	40 533	42 812	46 214
340	LEBOENG	GREATER SEKHUKHUN	916410236	PRIMARY SCHOOL	1	YES	Yes	8	2	425	921.20	256 515	1 180	257 696	391 510	413 525	436 730
341	LEDITSE	GREATER SEKHUKHUN	916410263	PRIMARY SCHOOL	1	YES	Yes	21	0	249	921.20	519 917	1 703	521 620	229 379	242 277	255 872
342	LEDINGWE	GREATER SEKHUKHUN	916410317	PRIMARY SCHOOL	1	YES	Yes	10	7	326	921.20	372 722	988	373 720	300 311	317 198	334 998
343	LEFAKOMO	GREATER SEKHUKHUN	916410331	SECONDARY SCHOOL	1	YES	Yes	8	3	567	921.20	183 348	596	183 945	522 320	551 691	582 649
344	LEGABENG	GREATER SEKHUKHUN	916410430	PRIMARY SCHOOL	1	YES	Yes	3	1	217	921.20	49 065	966	50 031	199 900	211 141	222 989
345	LEGALETLIWA	GREATER SEKHUKHUN	916410454	SECONDARY SCHOOL	1	YES	Yes	13	0	282	921.20	351 202	609	351 811	259 778	274 386	289 783
346	LEGANABATHO	GREATER SEKHUKHUN	916410478	PRIMARY SCHOOL	1	YES	Yes	6	2	203	921.20	196 290	1 352	197 613	187 004	197 519	208 603
347	LEGAPANA	GREATER SEKHUKHUN	916410621	PRIMARY SCHOOL	1	YES	Yes	9	3	455	921.20	278 035	977	279 012	419 146	442 715	467 558
348	LEGARE	GREATER SEKHUKHUN	916410737	SECONDARY SCHOOL	1	YES	Yes	25	0	397	921.20	599 110	1 205	600 315	365 716	386 281	407 957
349	LEGOLENG	GREATER SEKHUKHUN	916410867	PRIMARY SCHOOL	1	YES	Yes	7	0	395	921.20	175 601	859	176 460	363 874	384 335	405 902
350	LEHLABA	GREATER SEKHUKHUN	916410881	SECONDARY SCHOOL	1	YES	Yes	20	4	867	921.20	371 861	452	372 313	798 680	843 891	890 929
351	LEHLABLE	GREATER SEKHUKHUN	916411198	SECONDARY SCHOOL	1	YES	Yes	8	4	603	921.20	182 487	512	183 000	555 484	586 719	619 643
352	LEHLAGARE	GREATER SEKHUKHUN	918510156	PRIMARY SCHOOL	1	YES	Yes	13	0	159	921.20	385 634	1 657	387 291	146 471	154 707	163 388
353	LEHLAGARE MARISHANE	GREATER SEKHUKHUN	918510262	PRIMARY SCHOOL	1	YES	Yes	21	0	279	921.20	458 801	412	459 213	257 015	271 467	286 700
354	LEHLAKE	GREATER SEKHUKHUN	918511258	PRIMARY SCHOOL	1	YES	Yes	19	0	767	921.20	374 444	510	374 954	706 560	746 291	788 169
355	LEHLAKONG	GREATER SEKHUKHUN	918510283	PRIMARY SCHOOL	1	YES	Yes	33	1	349	921.20	858 208	552	858 760	321 499	339 577	358 632
356	LEHWELELE	GREATER SEKHUKHUN	918510323	COMBINED SCHOOL	1	YES	Yes	18	0	307	921.20	605 996	695	606 691	282 808	298 711	315 473
357	LEHWELELE MATLALA	GREATER SEKHUKHUN	918512213	SECONDARY SCHOOL	1	YES	Yes	6	1	225	921.20	134 283	830	135 113	207 270	218 925	231 210
358	LEKALA	GREATER SEKHUKHUN	918510490	SECONDARY SCHOOL	1	YES	Yes	8	2	197	921.20	241 021	208	241 229	181 476	191 681	202 437
359	LEKENTLE	GREATER SEKHUKHUN	918510507	SECONDARY SCHOOL	1	YES	Yes	20	8	435	921.20	651 618	447	652 065	400 722	423 255	447 006
360	LEKGOLANE	GREATER SEKHUKHUN	918510538	PRIMARY SCHOOL	1	YES	Yes	11	2	533	921.20	309 024	1 376	310 399	491 000	518 609	547 711

No.	Name of school	District	EMIS number	Primary Secondary Combined	Quintile	No Fee Status	Section 21 Status	Nr of Educators	Nr of non Educators	Nr of Learners	Allocation per learner 2018	2017/2018		Medium-term estimates			
												Main Appropriation	Adjusted Appropriation	Revised estimate	2018	2019	2020
361	LEKHINE	GREATER SEKHUKHUN	918510396	SECONDARY SCHOOL	1	YES	Yes	11	0	246	921.20	269 427	466	269 893	226 615	239 368	262 790
362	LEKOKO	GREATER SEKHUKHUN	918511005	SECONDARY SCHOOL	1	YES	Yes	8	3	416	921.20	197 992	949	198 931	383 219	404 768	427 482
363	LEKOMIETSE	GREATER SEKHUKHUN	918510460	PRIMARY SCHOOL	1	YES	Yes	11	2	584	921.20	187 692	2 230	189 882	537 981	568 232	600 118
364	LEKUBOSHAH	GREATER SEKHUKHUN	918511043	PRIMARY SCHOOL	1	YES	Yes	18	2	228	921.20	424 369	941	425 310	210 034	221 844	234 293
365	LECKENG	GREATER SEKHUKHUN	918511074	SECONDARY SCHOOL	1	YES	Yes	15	6	198	921.20	466 548	1 031	467 579	182 398	192 654	203 465
366	LEPELLE	GREATER SEKHUKHUN	918511111	SECONDARY SCHOOL	1	YES	Yes	8	2	739	921.20	163 550	823	164 373	680 767	719 047	759 396
367	LEPHENYE	GREATER SEKHUKHUN	918512220	SECONDARY SCHOOL	1	YES	Yes	17	3	236	921.20	351 202	315	351 517	217 403	229 628	242 514
368	LERAJANE	GREATER SEKHUKHUN	918511128	PRIMARY SCHOOL	1	YES	Yes	17	5	458	921.20	501 841	771	502 611	421 910	445 634	470 641
369	LESALLANE	GREATER SEKHUKHUN	918512623	SECONDARY SCHOOL	1	YES	Yes	8	2	451	921.20	173 019	517	173 535	415 461	438 823	463 448
370	LESHALABE	GREATER SEKHUKHUN	918511210	PRIMARY SCHOOL	1	YES	Yes	8	2	197	921.20	154 081	1 514	155 596	181 476	191 881	202 437
371	LESIBE PRIMARY	GREATER SEKHUKHUN	918510835	PRIMARY SCHOOL	1	YES	Yes	28	7	201	921.20	814 307	305	814 612	185 161	195 573	206 548
372	LETAU	GREATER SEKHUKHUN	918510903	SECONDARY SCHOOL	1	YES	Yes	8	0	344	921.20	246 186	1 132	247 318	316 893	334 712	353 494
373	LETEBELE MARISHANE	GREATER SEKHUKHUN	918510965	SECONDARY SCHOOL	1	YES	Yes	12	1	403	921.20	348 620	311	348 931	371 244	392 119	414 123
374	LETOUWANE	GREATER SEKHUKHUN	918511494	PRIMARY SCHOOL	1	YES	Yes	18	4	296	921.20	412 318	300	412 619	272 675	288 008	304 170
375	LETSIRI	GREATER SEKHUKHUN	918511500	PRIMARY SCHOOL	1	YES	Yes	6	0	143	921.20	179 905	1 256	181 161	131 732	139 139	146 947
376	LEWALELOLOMO	GREATER SEKHUKHUN	918510033	SECONDARY SCHOOL	1	YES	Yes	7	2	62	921.20	180 786	945	181 711	57 114	60 326	63 711
377	LOBAMBA	GREATER SEKHUKHUN	918510040	SECONDARY SCHOOL	1	YES	Yes	13	0	164	921.20	315 910	445	316 355	151 077	159 572	168 526
378	LOBETHAL	GREATER SEKHUKHUN	918510085	PRIMARY SCHOOL	1	YES	Yes	13	2	72	921.20	360 671	953	361 624	66 326	70 056	73 987
379	LOBOLI	GREATER SEKHUKHUN	918510248	SECONDARY SCHOOL	1	YES	Yes	8	2	248	921.20	246 186	903	247 089	228 458	241 304	254 845
380	LUCKAU	GREATER SEKHUKHUN	918510477	PRIMARY SCHOOL	1	YES	Yes	4	2	1133	921.20	125 675	781	126 457	1 043 720	1 102 409	1 164 271
381	LUSAKA	GREATER SEKHUKHUN	918510521	PRIMARY SCHOOL	1	YES	Yes	5	0	307	921.20	74 889	538	75 426	282 808	298 711	315 473
382	MAATSEREPE	GREATER SEKHUKHUN	918510606	PRIMARY SCHOOL	1	YES	Yes	9	0	79	921.20	196 280	1 901	198 161	72 775	76 867	81 180
383	MABHEDLA	GREATER SEKHUKHUN	918510668	PRIMARY SCHOOL	1	YES	Yes	4	1	253	921.20	56 812	464	57 276	233 064	246 169	259 983
384	MABITSI	GREATER SEKHUKHUN	918511050	PRIMARY SCHOOL	1	YES	Yes	14	0	118	921.20	287 504	489	287 993	108 702	114 814	121 257
385	MABODIBENG	GREATER SEKHUKHUN	918510699	SECONDARY SCHOOL	1	YES	Yes	29	8	438	921.20	955 477	1 705	957 182	403 466	426 174	450 089
386	MABOE	GREATER SEKHUKHUN	918510712	PRIMARY SCHOOL	1	YES	Yes	8	2	505	921.20	271 149	813	271 962	465 206	491 365	518 938
387	MABOETSE	GREATER SEKHUKHUN	918510750	PRIMARY SCHOOL	1	YES	Yes	3	0	293	921.20	67 142	741	67 883	269 912	285 089	301 087
388	MABOOE	GREATER SEKHUKHUN	918512497	PRIMARY SCHOOL	1	YES	Yes	10	0	80	921.20	208 311	479	208 790	73 696	77 840	82 208
389	MABORAGANE	GREATER SEKHUKHUN	918512183	SECONDARY SCHOOL	1	YES	Yes	4	3	189	921.20	101 573	2 001	103 575	174 107	183 897	194 216
390	MABOTSHA	GREATER SEKHUKHUN	918510767	PRIMARY SCHOOL	1	YES	Yes	12	3	318	921.20	366 697	561	367 257	292 942	309 414	326 777

No.	Name of school	District	EMIS number	Primary/Secondary Combined	Quintile	No Fee Status	Section 21 Status	Nrof Educators	Nrof non Educators	Nrof Learners	Allocation per learner 2018	Main Appropriation		Revised estimate	Medium-term estimates		
												2017/2018	2017/2018		2018	2019	2020
391	MABU	GREATER SEKHUKHUN	918510873	PRIMARY SCHOOL	1	YES	Yes	16	6	332	921.20	430 395	590	430 985	305 838	323 038	341 163
392	MABULE	GREATER SEKHUKHUN	918511288	PRIMARY SCHOOL	1	YES	Yes	6	2	609	921.20	240 180	546	240 706	561 011	592 557	625 808
393	MACHELANE	GREATER SEKHUKHUN	918511340	PRIMARY SCHOOL	1	YES	Yes	4	1	69	921.20	86 079	502	86 581	63 563	67 137	70 904
394	MADIBENG	GREATER SEKHUKHUN	918510934	PRIMARY SCHOOL	1	YES	Yes	6	0	327	921.20	165 272	1 187	166 468	301 232	318 171	336 025
395	MADIBONG	GREATER SEKHUKHUN	918511357	PRIMARY SCHOOL	1	YES	Yes	9	2	550	921.20	279 757	2 306	282 063	506 660	535 150	565 180
396	MADIETE	GREATER SEKHUKHUN	918511384	PRIMARY SCHOOL	1	YES	Yes	9	4	273	921.20	290 086	1 336	291 422	251 488	265 629	280 535
397	MADIKALEPUDI	GREATER SEKHUKHUN	918511371	SECONDARY SCHOOL	1	YES	Yes	14	4	96	921.20	521 639	863	522 902	88 435	93 408	98 650
398	MADIKANONO	GREATER SEKHUKHUN	918511395	PRIMARY SCHOOL	1	YES	Yes	3	0	667	921.20	62 838	389	63 226	614 440	648 991	685 409
399	MADIKOTTI	GREATER SEKHUKHUN	995501200	PRIMARY SCHOOL	1	YES	Yes	11	3	125	921.20	294 390	130	294 520	115 150	121 625	128 450
400	MADINJOE	GREATER SEKHUKHUN	918512190	PRIMARY SCHOOL	1	YES	Yes	11	0	734	921.20	426 091	1 094	427 185	676 161	714 182	754 258
401	MADINJOE KGOLOKO	GREATER SEKHUKHUN	918510019	PRIMARY SCHOOL	1	YES	Yes	10	1	344	921.20	227 249	676	227 925	316 893	334 712	353 494
402	MADITTHAME	GREATER SEKHUKHUN	918510057	SECONDARY SCHOOL	1	YES	Yes	8	1	223	921.20	113 624	882	114 506	205 428	216 979	229 155
403	MAEBE	GREATER SEKHUKHUN	918510118	PRIMARY SCHOOL	1	YES	Yes	13	3	569	921.20	526 803	525	527 328	524 163	553 637	584 704
404	MAELEBE	GREATER SEKHUKHUN	918510224	PRIMARY SCHOOL	1	YES	Yes	7	3	961	921.20	151 499	846	152 345	885 273	935 063	987 524
405	MAEPA	GREATER SEKHUKHUN	918510231	PRIMARY SCHOOL	1	YES	Yes	19	0	205	921.20	633 541	882	634 423	188 846	199 465	210 658
406	MAEPA	GREATER SEKHUKHUN	918510286	PRIMARY SCHOOL	1	YES	Yes	11	2	225	921.20	329 683	309	329 891	207 270	218 925	231 210
407	MAESELLA	GREATER SEKHUKHUN	918521309	PRIMARY SCHOOL	1	YES	Yes	18	1	115	921.20	250 490	743	251 233	105 938	111 895	118 174
408	MAFEMANE	GREATER SEKHUKHUN	918510330	PRIMARY SCHOOL	1	YES	Yes	18	5	784	921.20	537 994	363	538 357	722 221	762 832	805 638
409	MAFENE	GREATER SEKHUKHUN	918510361	PRIMARY SCHOOL	1	YES	Yes	26	2	122	921.20	836 688	911	837 599	112 366	118 706	125 367
410	MAFETA TSUBELA	GREATER SEKHUKHUN	918512121	PRIMARY SCHOOL	1	YES	Yes	8	0	226	921.20	161 829	435	162 263	208 191	219 888	232 238
411	MAFETE	GREATER SEKHUKHUN	918521347	PRIMARY SCHOOL	1	YES	Yes	5	3	369	921.20	187 652	468	188 121	339 923	359 037	379 184
412	MAFOKO	GREATER SEKHUKHUN	918512145	PRIMARY SCHOOL	1	YES	Yes	8	0	102	921.20	111 903	540	112 442	93 962	99 246	104 815
413	MAFOLO	GREATER SEKHUKHUN	918510464	PRIMARY SCHOOL	1	YES	Yes	20	1	604	921.20	693 797	557	694 353	556 405	587 892	620 670
414	MAGABANENG	GREATER SEKHUKHUN	918512138	PRIMARY SCHOOL	1	YES	Yes	4	2	61	921.20	92 105	399	92 504	56 193	59 353	62 684
415	MAGOBANYE	GREATER SEKHUKHUN	918511029	SECONDARY SCHOOL	1	YES	Yes	8	2	242	921.20	213 476	634	214 110	222 930	235 466	248 679
416	MAGOMARELE	GREATER SEKHUKHUN	918510675	PRIMARY SCHOOL	1	YES	Yes	9	4	233	921.20	290 086	126	290 212	214 640	226 709	239 431
417	MAGUKUBANE	GREATER SEKHUKHUN	918510705	SECONDARY SCHOOL	1	YES	Yes	3	2	208	921.20	89 522	533	90 056	191 610	202 384	213 741
418	MAHLABA	GREATER SEKHUKHUN	918511180	SECONDARY SCHOOL	1	YES	Yes	16	4	75	921.20	510 448	638	511 087	69 090	72 975	77 070
419	MAHLAGALUME	GREATER SEKHUKHUN	918510781	PRIMARY SCHOOL	1	YES	Yes	5	2	564	921.20	66 281	687	66 968	519 557	548 772	579 566
420	MAHLAHE	GREATER SEKHUKHUN	918511230	PRIMARY SCHOOL	1	YES	Yes	5	3	416	921.20	88 661	895	89 556	383 219	404 768	427 482

No.	Name of school	District	EMIS number	Primary/Secondary Combined	Quintile	No Fee Status	Section 21 Status	Nr of Educators	Nr of non Educators	Nr of Learners	Allocation per learner 2018	Main Appropriation		Adjusted Appropriation 2017/2018	Revised estimate	Medium-term estimates		
												Main Appropriation	2017/2018			2018	2019	2020
421	MAHLAKODISHE	GREATER SEKHUKHUN	995501300	SECONDARY SCHOOL	1	YES	Yes	8	2	459	921.20	191 956	116	191 956	192 072	422 831	446 607	471 668
422	MAHLARE	GREATER SEKHUKHUN	918510866	SECONDARY SCHOOL	1	YES	Yes	8	2	372	921.20	191 956	729	191 956	192 685	342 686	361 956	382 267
423	MAHLASHI	GREATER SEKHUKHUN	918511320	PRIMARY SCHOOL	1	YES	Yes	8	2	253	921.20	191 095	470	191 095	191 566	233 064	246 169	259 983
424	MAHLO	GREATER SEKHUKHUN	918510927	PRIMARY SCHOOL	1	YES	Yes	6	2	552	921.20	98 130	401	98 130	98 531	508 502	537 096	567 235
425	MAHLOELE	GREATER SEKHUKHUN	918511401	PRIMARY SCHOOL	1	YES	Yes	10	0	121	921.20	457 940	867	457 940	458 808	111 465	117 733	124 340
426	MAHLO WANENG	GREATER SEKHUKHUN	918511425	PRIMARY SCHOOL	1	YES	Yes	14	0	164	921.20	357 228	500	357 228	357 728	151 077	159 572	168 526
427	MAHLONTEBE	GREATER SEKHUKHUN	918511432	SECONDARY SCHOOL	1	YES	Yes	14	1	673	921.20	424 369	987	424 369	425 566	619 968	654 629	681 575
428	MAHUDU	GREATER SEKHUKHUN	918511470	PRIMARY SCHOOL	1	YES	Yes	14	3	137	921.20	353 785	565	353 785	354 350	126 204	133 301	140 781
429	MAHWETSE	GREATER SEKHUKHUN	918511487	SECONDARY SCHOOL	1	YES	Yes	7	0	826	921.20	207 450	500	207 450	207 950	760 911	803 688	848 798
430	MAILA -1	GREATER SEKHUKHUN	918510026	PRIMARY SCHOOL	1	YES	Yes	13	0	358	921.20	460 523	1 153	460 523	461 676	329 790	348 334	367 881
431	MAILANKONONO	GREATER SEKHUKHUN	918510064	INTERMEDIATE SCHOOL	1	YES	Yes	5	1	248	921.20	98 991	796	98 991	99 787	228 458	241 304	254 845
432	MAJANE MATLALA	GREATER SEKHUKHUN	918510085	SECONDARY SCHOOL	1	YES	Yes	5	0	169	921.20	124 815	939	124 815	125 753	155 683	164 437	173 664
433	MAJATLADI	GREATER SEKHUKHUN	918510149	SECONDARY SCHOOL	1	YES	Yes	22	7	553	921.20	731 672	372	731 672	732 043	509 424	538 069	568 263
434	MAJDE A KGORO	GREATER SEKHUKHUN	918510163	PRIMARY SCHOOL	1	YES	Yes	8	0	624	921.20	117 928	405	117 928	118 334	574 829	607 152	641 222
435	MAKAEPEA -2	GREATER SEKHUKHUN	918510255	PRIMARY SCHOOL	1	YES	Yes	19	2	289	921.20	701 544	1 481	701 544	703 024	286 227	281 197	286 976
436	MAKANTANE	GREATER SEKHUKHUN	918510354	PRIMARY SCHOOL	1	YES	Yes	10	3	149	921.20	320 214	361	320 214	320 575	137 259	144 977	153 112
437	MAKATANE	GREATER SEKHUKHUN	918510378	SECONDARY SCHOOL	1	YES	Yes	11	0	420	921.20	221 223	638	221 223	221 861	386 904	408 660	431 592
438	MAKEKE	GREATER SEKHUKHUN	918510463	PRIMARY SCHOOL	1	YES	Yes	6	4	481	921.20	158 385	1 342	158 385	159 727	443 097	468 013	494 276
439	MAKELEPENG	GREATER SEKHUKHUN	918510576	SECONDARY SCHOOL	1	YES	Yes	21	3	255	921.20	590 502	701	590 502	591 203	234 906	248 115	262 038
440	MAKGALANE	GREATER SEKHUKHUN	918510590	PRIMARY SCHOOL	1	YES	Yes	16	0	135	921.20	527 664	361	527 664	528 025	124 362	131 355	138 726
441	MAKGALANOTO	GREATER SEKHUKHUN	915510569	PRIMARY SCHOOL	1	YES	Yes	6	1	639	921.20	222 084	395	222 084	222 479	588 647	621 747	656 636
442	MAKGAMATHU	GREATER SEKHUKHUN	918510637	SECONDARY SCHOOL	1	YES	Yes	5	2	361	921.20	123 954	1 033	123 954	124 987	332 553	351 253	370 864
443	MAKGANE	GREATER SEKHUKHUN	918511104	PRIMARY SCHOOL	1	YES	Yes	18	2	985	921.20	404 571	1 361	404 571	405 932	907 382	958 405	1 012 186
444	MAKGATSIKE	GREATER SEKHUKHUN	918510743	PRIMARY SCHOOL	1	YES	Yes	14	2	851	921.20	406 293	937	406 293	407 229	599 701	633 423	668 968
445	MAKGABE	GREATER SEKHUKHUN	918511135	PRIMARY SCHOOL	1	YES	Yes	12	1	191	921.20	223 805	1 678	223 805	225 483	175 949	185 843	196 272
446	MAKGOPA	GREATER SEKHUKHUN	918511166	PRIMARY SCHOOL	1	YES	Yes	5	2	192	921.20	115 346	1 067	115 346	116 413	176 870	186 816	197 299
447	MAKGOPHENG	GREATER SEKHUKHUN	918511173	PRIMARY SCHOOL	1	YES	Yes	16	4	118	921.20	593 084	2 465	593 084	595 550	108 702	114 814	121 257
448	MAKGOWALE	GREATER SEKHUKHUN	995501403	SECONDARY SCHOOL	1	YES	Yes	11	1	451	921.20	309 884	1 670	309 884	311 554	415 461	438 823	463 448
449	MAKIDI	GREATER SEKHUKHUN	918510958	SECONDARY SCHOOL	1	YES	Yes	21	11	27	921.20	799 674	907	799 674	800 581	24 872	26 271	27 745
450	MAKOBOTE	GREATER SEKHUKHUN	918511388	PRIMARY SCHOOL	1	YES	Yes	17	3	43	921.20	555 210	878	555 210	556 087	39 612	41 639	44 187

No.	Name of school	District	EMIS number	Primary/Secondary Combined	Quintile	No Fee Status	Section 21 Status	Nrof Educators	Nrof non Educators	Nrof Learners	Allocation per learner 2018	2017/2018		Medium-term estimates			
												Main Appropriation	Adjusted Appropriation	Revised estimate	2018	2019	2020
461	MAKOFANE	GREATER SEKHUKHUN	918511463	PRIMARY SCHOOL	1	YES	Yes	6	3	273	921.20	153 221	1 739	154 959	251 488	265 629	280 535
462	MAKOPI	GREATER SEKHUKHUN	921410065	SECONDARY SCHOOL	1	YES	Yes	5	3	460	921.20	174 740	966	175 696	423 752	447 900	472 696
463	MAKOPOLI I	GREATER SEKHUKHUN	916410096	SECONDARY SCHOOL	1	YES	Yes	6	0	95	921.20	112 763	1 319	114 082	87 514	92 435	97 622
464	MAKOPOLI II	GREATER SEKHUKHUN	916410119	SECONDARY SCHOOL	1	YES	Yes	15	0	888	921.20	375 304	1 476	376 781	818 026	864 024	912 909
465	MAKOPUNG	GREATER SEKHUKHUN	916410126	PRIMARY SCHOOL	1	YES	Yes	1	1	228	921.20	28 791	865	29 656	210 034	221 844	234 293
466	MAKOTASENG	GREATER SEKHUKHUN	921410195	PRIMARY SCHOOL	1	YES	Yes	2	1	54	921.20	28 791	1 575	30 366	49 745	52 542	55 490
467	MAKULANE	GREATER SEKHUKHUN	916410324	SECONDARY SCHOOL	1	YES	Yes	8	3	262	921.20	224 666	523	225 189	241 354	254 926	269 231
468	MAKUBARATE	GREATER SEKHUKHUN	916410379	PRIMARY SCHOOL	1	YES	Yes	16	1	250	921.20	428 673	945	429 618	230 300	243 250	256 900
469	MALABE	GREATER SEKHUKHUN	916411465	SECONDARY SCHOOL	1	YES	Yes	8	3	64	921.20	83 497	704	84 200	58 957	62 272	65 766
470	MALAKENG-SEROTELLE	GREATER SEKHUKHUN	911410591	PRIMARY SCHOOL	1	YES	Yes	22	2	266	921.20	790 205	943	791 148	245 039	258 918	273 342
471	MALEGALE	GREATER SEKHUKHUN	916410607	PRIMARY SCHOOL	1	YES	Yes	8	3	606	921.20	197 121	1 987	199 108	558 247	589 638	622 726
472	MALEGASE	GREATER SEKHUKHUN	916410768	PRIMARY SCHOOL	1	YES	Yes	2	0	193	921.20	42 179	1 174	43 353	177 792	187 789	198 327
473	MALEGODI	GREATER SEKHUKHUN	916410812	PRIMARY SCHOOL	1	YES	Yes	10	2	256	921.20	263 402	767	264 168	235 827	249 088	263 066
474	MALEKAWA	GREATER SEKHUKHUN	911410850	PRIMARY SCHOOL	1	YES	Yes	7	3	487	921.20	188 513	987	189 500	448 624	473 851	500 441
475	MALEKGOGO	GREATER SEKHUKHUN	916410904	PRIMARY SCHOOL	1	YES	Yes	6	0	676	921.20	73 167	1 109	74 276	622 731	657 748	694 658
476	MALEKUTU	GREATER SEKHUKHUN	916410966	SECONDARY SCHOOL	1	YES	Yes	9	4	400	921.20	234 135	1 199	235 334	368 480	389 200	411 040
477	MALELENG	GREATER SEKHUKHUN	916410997	PRIMARY SCHOOL	1	YES	Yes	22	0	392	921.20	530 247	1 846	532 093	361 110	381 416	402 819
478	MALESE	GREATER SEKHUKHUN	916411044	PRIMARY SCHOOL	1	YES	Yes	5	3	99	921.20	157 525	777	158 302	91 199	96 327	101 732
479	MALOWE	GREATER SEKHUKHUN	911411105	PRIMARY SCHOOL	1	YES	Yes	8	3	111	921.20	212 615	1 399	214 014	102 253	108 003	114 064
480	MALOPE	GREATER SEKHUKHUN	916411129	PRIMARY SCHOOL	1	YES	Yes	15	1	193	921.20	413 179	2 098	415 277	177 792	187 789	198 327
471	MANADI	GREATER SEKHUKHUN	916411136	SECONDARY SCHOOL	1	YES	Yes	24	0	238	921.20	568 982	1 817	570 799	219 246	231 574	244 569
472	MANAKGATLAPE	GREATER SEKHUKHUN	911411228	PRIMARY SCHOOL	1	YES	Yes	13	3	262	921.20	361 532	1 098	362 630	241 354	254 926	269 231
473	MANASEGARE	GREATER SEKHUKHUN	915530471	PRIMARY SCHOOL	1	YES	Yes	8	2	100	921.20	296 973	1 661	298 634	92 120	97 300	102 760
474	MAVOGEBE	GREATER SEKHUKHUN	915530488	SECONDARY SCHOOL	1	YES	Yes	3	1	499	921.20	84 357	1 667	86 025	459 679	485 527	512 772
475	MAVOGOGO	GREATER SEKHUKHUN	915530662	PRIMARY SCHOOL	1	YES	Yes	4	0	50	921.20	95 548	964	96 512	46 060	48 650	51 380
476	MAVOKGALAKE	GREATER SEKHUKHUN	915530167	PRIMARY SCHOOL	1	YES	Yes	7	2	563	921.20	191 956	1 075	193 031	518 636	547 799	578 539
477	MAVOLOBE	GREATER SEKHUKHUN	915530198	PRIMARY SCHOOL	1	YES	Yes	5	1	655	921.20	91 244	1 825	93 069	603 366	637 315	673 078
478	MAVORITHING	GREATER SEKHUKHUN	915530860	PRIMARY SCHOOL	1	YES	Yes	13	0	81	921.20	216 058	1 226	217 285	74 617	78 613	83 236
479	MAMPANA	GREATER SEKHUKHUN	995530302	PRIMARY SCHOOL	1	YES	Yes	7	2	387	921.20	224 666	670	225 336	356 504	376 551	397 861
480	MAMPHOKGO	GREATER SEKHUKHUN	915531153	PRIMARY SCHOOL	1	YES	Yes	4	1	456	921.20	91 244	628	91 872	420 067	443 888	468 966

No.	Name of school	District	EMS number	Primary/Secondary Combined	Quintile	No Fee Status	Section 21 Status	Nr of Educators	Nr of non Educators	Nr of Learners	Allocation per learner 2018	Main Appropriation		Revised estimate	Medium-term estimates		
												2017/2018	2018		2019	2020	
481	MAMPURU -1	GREATER SEKHUKHUN	901340449	PRIMARY SCHOOL	1	YES	Yes	13	0	337	921.20	401 128	1 325	402 453	310 444	327 901	346 301
482	MAMPURU -2	GREATER SEKHUKHUN	918510132	PRIMARY SCHOOL	1	YES	Yes	2	0	584	921.20	38 736	1 199	39 935	537 981	568 232	600 118
483	MAMPURU-THULARE	GREATER SEKHUKHUN	918510170	PRIMARY SCHOOL	1	YES	Yes	13	5	183	921.20	450 193	645	450 838	168 580	178 059	188 051
484	MANAME	GREATER SEKHUKHUN	906340548	SECONDARY SCHOOL	1	YES	Yes	15	3	223	921.20	557 792	983	558 785	205 428	216 979	229 155
485	MANCHAKGATHE	GREATER SEKHUKHUN	901340524	PRIMARY SCHOOL	1	YES	Yes	4	0	148	921.20	68 863	1 096	69 959	136 338	144 004	152 085
486	MANGANANIENG	GREATER SEKHUKHUN	918510217	PRIMARY SCHOOL	1	YES	Yes	9	2	607	921.20	323 657	225	323 882	559 168	590 611	623 753
487	MANG-LE-MANG	GREATER SEKHUKHUN	901361590	SECONDARY SCHOOL	1	YES	Yes	15	3	597	921.20	414 901	347	415 247	549 966	580 881	613 477
488	MANGOLWANE	GREATER SEKHUKHUN	901340531	SECONDARY SCHOOL	1	YES	Yes	15	0	109	921.20	319 353	854	320 187	100 411	106 057	112 008
489	MANKELE	GREATER SEKHUKHUN	918510309	PRIMARY SCHOOL	1	YES	Yes	15	4	60	921.20	507 005	336	507 341	55 272	58 300	61 656
490	MANKOPANE	GREATER SEKHUKHUN	901340500	PRIMARY SCHOOL	1	YES	Yes	6	0	583	921.20	154 942	567	155 509	537 060	567 259	589 091
491	MANKOPODI	GREATER SEKHUKHUN	918510347	PRIMARY SCHOOL	1	YES	Yes	14	0	88	921.20	286 643	479	287 122	81 066	85 624	90 429
492	MANKU	GREATER SEKHUKHUN	901341176	PRIMARY SCHOOL	1	YES	Yes	5	4	424	921.20	130 840	1 726	132 566	390 589	412 552	435 702
493	MANNYETHA	GREATER SEKHUKHUN	918510408	PRIMARY SCHOOL	1	YES	Yes	16	5	1192	921.20	487 207	250	487 457	1 098 070	1 159 816	1 224 899
494	MANOKE	GREATER SEKHUKHUN	901340470	SECONDARY SCHOOL	1	YES	Yes	29	7	913	921.20	634 402	1 220	635 622	841 066	888 349	938 199
495	MANOTONG	GREATER SEKHUKHUN	918510422	PRIMARY SCHOOL	1	YES	Yes	10	2	95	921.20	154 942	1 222	156 164	87 514	92 435	97 622
496	MANOTWANE	GREATER SEKHUKHUN	918510514	PRIMARY SCHOOL	1	YES	Yes	3	0	216	921.20	46 483	284	46 766	198 979	210 168	221 962
497	MANTE	GREATER SEKHUKHUN	918510552	PRIMARY SCHOOL	1	YES	Yes	14	4	954	921.20	501 841	206	502 046	519 357	548 772	579 966
498	MANTIMO	GREATER SEKHUKHUN	901340746	PRIMARY SCHOOL	1	YES	Yes	5	1	77	921.20	92 985	1 058	94 024	70 932	74 921	79 125
499	MANTLATLE	GREATER SEKHUKHUN	918510306	SECONDARY SCHOOL	1	YES	Yes	7	0	354	921.20	333 126	437	333 563	326 105	344 442	363 770
500	MANTLHANYANE	GREATER SEKHUKHUN	901510620	SECONDARY SCHOOL	1	YES	Yes	29	8	67	921.20	964 085	422	964 507	61 720	65 191	68 849
501	MANYAKA	GREATER SEKHUKHUN	901340401	PRIMARY SCHOOL	1	YES	Yes	30	1	594	921.20	892 639	1 323	893 962	547 193	577 962	610 394
502	MANYAKU	GREATER SEKHUKHUN	918511088	SECONDARY SCHOOL	1	YES	Yes	3	1	318	921.20	75 750	1 308	77 058	292 942	309 414	326 777
503	MAOKENG	GREATER SEKHUKHUN	918511142	SECONDARY SCHOOL	1	YES	Yes	7	3	426	921.20	383 912	1 289	385 202	392 431	414 488	437 758
504	MAPALAGADI	GREATER SEKHUKHUN	901340623	PRIMARY SCHOOL	1	YES	Yes	13	0	748	921.20	471 713	1 646	473 359	689 068	727 804	788 645
505	MAPE	GREATER SEKHUKHUN	901340425	SECONDARY SCHOOL	1	YES	Yes	3	2	153	921.20	70 585	2 270	72 855	140 944	148 869	157 223
506	MAPHADIME	GREATER SEKHUKHUN	904340739	SECONDARY SCHOOL	1	YES	Yes	14	3	180	921.20	335 708	974	336 683	165 816	175 140	184 968
507	MAPHALE	GREATER SEKHUKHUN	901511265	PRIMARY SCHOOL	1	YES	Yes	5	1	151	921.20	61 977	334	62 311	139 101	146 923	155 168
508	MAPHEPHA	GREATER SEKHUKHUN	918510842	PRIMARY SCHOOL	1	YES	Yes	15	5	105	921.20	535 411	498	535 909	96 726	102 165	107 898
509	MAPHOKENG	GREATER SEKHUKHUN	918511272	PRIMARY SCHOOL	1	YES	Yes	14	4	56	921.20	295 251	326	295 576	51 387	54 488	57 546
510	MAPHOOKO	GREATER SEKHUKHUN	918511326	PRIMARY SCHOOL	1	YES	Yes	17	1	622	921.20	403 711	1 697	405 407	572 986	605 206	639 167

No.	Name of school	District	EMS number	Primary/Secondary Combined	Quintile	No Fee Status	Section 21 Status	Nrof Educators	Nrof non Educators	Nrof Learners	Allocation per learner 2018	Main Appropriation	Adjusted Appropriation 2017/2018	Revised estimate	Medium-term estimates		
															2018	2019	2020
511	MAPHOPA	GREATER SEKHUKHUN	901340654	PRIMARY SCHOOL	1	YES	Yes	20	5	812	921.20	599 110	750	599 860	748 014	790 076	834 411
512	MAPHOTLE	GREATER SEKHUKHUN	901512350	PRIMARY SCHOOL	1	YES	Yes	7	3	261	921.20	151 499	109	151 608	240 433	253 963	288 204
513	MAPHUTHE	GREATER SEKHUKHUN	919341039	PRIMARY SCHOOL	1	YES	Yes	5	3	360	921.20	151 499	689	152 188	331 632	350 280	369 936
514	MAPITI	GREATER SEKHUKHUN	919340302	PRIMARY SCHOOL	1	YES	Yes	5	0	275	921.20	121 371	523	121 894	253 330	267 575	282 590
515	MAPOGHS	GREATER SEKHUKHUN	931340296	COMBINED SCHOOL	1	YES	Yes	4	2	151	921.20	95 548	1 151	96 698	139 101	146 923	155 168
516	MAPOGO	GREATER SEKHUKHUN	919340364	PRIMARY SCHOOL	1	YES	Yes	2	2	222	921.20	57 673	1 235	58 908	204 506	216 006	228 127
517	MAPURU TSEKE	GREATER SEKHUKHUN	919341145	SECONDARY SCHOOL	1	YES	Yes	14	4	104	921.20	509 588	737	510 325	95 805	101 192	106 870
518	MAPUTLE	GREATER SEKHUKHUN	919341046	SECONDARY SCHOOL	1	YES	Yes	19	9	861	921.20	602 553	991	603 544	793 153	837 753	884 764
519	MAPAKABELA	GREATER SEKHUKHUN	919341619	PRIMARY SCHOOL	1	YES	Yes	9	3	748	921.20	227 249	1 096	228 345	689 058	727 804	788 645
520	MAPAPONG	GREATER SEKHUKHUN	993030206	PRIMARY SCHOOL	1	YES	Yes	11	1	627	921.20	303 859	433	304 291	577 592	610 071	644 305
521	MAREI	GREATER SEKHUKHUN	919340517	PRIMARY SCHOOL	1	YES	Yes	9	3	361	921.20	217 780	531	218 311	332 553	351 253	370 964
522	MAREMELLE	GREATER SEKHUKHUN	919340464	PRIMARY SCHOOL	1	YES	Yes	5	2	564	921.20	117 928	1 016	118 945	519 357	548 772	579 566
523	MAREMISHA	GREATER SEKHUKHUN	919340289	SECONDARY SCHOOL	1	YES	Yes	6	2	297	921.20	174 740	1 086	175 926	273 566	288 981	305 197
524	MAREOLOGE	GREATER SEKHUKHUN	919340760	PRIMARY SCHOOL	1	YES	Yes	6	1	325	921.20	82 636	1 025	83 661	299 390	316 225	333 970
525	MARESELENG	GREATER SEKHUKHUN	919341077	SECONDARY SCHOOL	1	YES	Yes	20	5	304	921.20	810 864	748	811 612	280 045	295 792	312 390
526	MARETELE	GREATER SEKHUKHUN	919340265	SECONDARY SCHOOL	1	YES	Yes	19	0	133	921.20	644 732	1 126	645 857	122 520	129 409	136 671
527	MARISHANE	GREATER SEKHUKHUN	919340285	PRIMARY SCHOOL	1	YES	Yes	16	2	553	921.20	519 056	1 210	520 266	509 424	538 069	568 263
528	MAROBÉ	GREATER SEKHUKHUN	919341084	PRIMARY SCHOOL	1	YES	Yes	12	0	637	921.20	290 086	878	290 964	586 804	619 801	654 581
529	MAROGA	GREATER SEKHUKHUN	919341919	PRIMARY SCHOOL	1	YES	Yes	12	0	550	921.20	462 244	1 199	463 443	506 660	535 150	565 180
530	MAROLE	GREATER SEKHUKHUN	919341107	SECONDARY SCHOOL	1	YES	Yes	18	0	308	921.20	313 328	683	314 021	283 730	299 684	316 501
531	MAROTA	GREATER SEKHUKHUN	919340715	PRIMARY SCHOOL	1	YES	Yes	8	2	1072	921.20	291 808	683	292 490	987 526	1 043 056	1 101 587
532	MAROTA MANGANE	GREATER SEKHUKHUN	919340241	PRIMARY SCHOOL	1	YES	Yes	10	4	595	921.20	266 845	756	267 601	548 114	578 935	611 422
533	MAROTOBANE	GREATER SEKHUKHUN	919341921	PRIMARY SCHOOL	1	YES	Yes	7	0	703	921.20	128 258	355	128 613	647 604	684 019	722 403
534	MASAGO	GREATER SEKHUKHUN	919340224	PRIMARY SCHOOL	1	YES	Yes	15	3	432	921.20	466 548	1 031	467 579	397 998	420 336	443 923
535	MASEBUDI	GREATER SEKHUKHUN	919340210	PRIMARY SCHOOL	1	YES	Yes	19	5	301	921.20	550 045	1 016	551 061	277 281	292 873	309 308
536	MASELENG	GREATER SEKHUKHUN	912361606	PRIMARY SCHOOL	1	YES	Yes	12	3	168	921.20	465 687	962	466 649	154 762	163 464	172 637
537	MASELELENG	GREATER SEKHUKHUN	919361613	PRIMARY SCHOOL	1	YES	Yes	11	3	92	921.20	277 174	1 188	278 342	84 750	89 516	94 539
538	MASEMOLA	GREATER SEKHUKHUN	919340753	SECONDARY SCHOOL	1	YES	Yes	25	4	260	921.20	916 741	670	917 411	239 512	252 980	267 176
539	MASENYELETJE	GREATER SEKHUKHUN	916410034	PRIMARY SCHOOL	1	YES	Yes	14	3	144	921.20	512 170	935	513 105	132 653	140 112	147 974
540	MASERALA	GREATER SEKHUKHUN	916410058	PRIMARY SCHOOL	1	YES	Yes	20	4	334	921.20	590 502	683	591 184	307 681	324 982	343 218

No.	Name of school	District	EMIS number	Primary/Secondary Combined	Quintile	No Fee Status	Section 21 Status	Nr of Educators	Nr of non Educators	Nr of Learners	Allocation per learner 2018	Main Appropriation		Revised estimate	Medium-term estimates		
												2017/2018	2018		2019	2020	
541	MASERUMULE	GREATER SEKHUKHUN	9164-10072	SECONDARY SCHOOL	1	YES	Yes	13	6	513	921.20	364.975	466	365.441	472.576	499.149	527.159
542	MASETE	GREATER SEKHUKHUN	9164-10287	PRIMARY SCHOOL	1	YES	Yes	6	3	132	921.20	259.959	1.128	261.086	121.588	128.636	135.643
543	MASHA	GREATER SEKHUKHUN	9164-10386	PRIMARY SCHOOL	1	YES	Yes	7	5	999	921.20	129.119	743	129.862	920.279	972.027	1.026.572
544	MASHABELA	GREATER SEKHUKHUN	9164-10383	PRIMARY SCHOOL	1	YES	Yes	3	1	428	921.20	78.332	580	78.911	394.274	416.444	439.813
545	MASHAKWANE	GREATER SEKHUKHUN	9164-10461	SECONDARY SCHOOL	1	YES	Yes	12	3	121	921.20	276.314	1.550	277.863	111.465	117.733	124.340
546	MASHEGO	GREATER SEKHUKHUN	9164-10553	SECONDARY SCHOOL	1	YES	Yes	5	2	234	921.20	123.093	424	123.517	215.561	227.682	240.458
547	MASHEGOANYANE	GREATER SEKHUKHUN	9164-10560	PRIMARY SCHOOL	1	YES	Yes	10	2	466	921.20	287.504	1.090	288.594	429.279	453.418	478.862
548	MASHILABELE	GREATER SEKHUKHUN	9164-10683	PRIMARY SCHOOL	1	YES	Yes	16	7	449	921.20	465.687	670	466.357	413.619	436.877	461.392
549	MASHILE	GREATER SEKHUKHUN	9164-10706	PRIMARY SCHOOL	1	YES	Yes	5	2	464	921.20	132.562	729	133.200	427.437	451.472	476.806
550	MASHISHI	GREATER SEKHUKHUN	9164-10713	PRIMARY SCHOOL	1	YES	Yes	31	0	244	921.20	865.094	1.149	866.243	224.713	237.412	250.734
551	MASHIYANE	GREATER SEKHUKHUN	9164-10782	PRIMARY SCHOOL	1	YES	Yes	13	4	202	921.20	380.469	515	380.984	186.082	196.546	207.575
552	MASHUPJE	GREATER SEKHUKHUN	9164-10843	SECONDARY SCHOOL	1	YES	Yes	4	0	536	921.20	139.448	2.354	141.802	493.763	521.528	550.794
553	MATABANE	GREATER SEKHUKHUN	9164-11466	PRIMARY SCHOOL	1	YES	Yes	12	1	337	921.20	289.225	445	289.671	310.444	327.901	346.301
554	MATA TADIBENG	GREATER SEKHUKHUN	9164-10911	PRIMARY SCHOOL	1	YES	Yes	19	1	880	921.20	415.762	653	416.415	626.416	661.940	688.768
555	MATHAFENG	GREATER SEKHUKHUN	9164-10959	SECONDARY SCHOOL	1	YES	Yes	12	2	261	921.20	362.393	1.182	363.575	240.433	253.953	288.204
556	MATHBENG	GREATER SEKHUKHUN	9164-11013	PRIMARY SCHOOL	1	YES	Yes	12	0	224	921.20	420.086	821	420.887	206.349	217.962	230.182
557	MATHOLENI	GREATER SEKHUKHUN	9164-11204	PRIMARY SCHOOL	1	YES	Yes	10	0	47	921.20	181.627	550	182.177	43.286	45.731	48.297
558	MATHULA	GREATER SEKHUKHUN	9155-00341	PRIMARY SCHOOL	1	YES	Yes	5	0	446	921.20	174.740	1.229	175.969	410.855	433.958	458.310
559	MATHUME	GREATER SEKHUKHUN	9285-41471	SECONDARY SCHOOL	1	YES	Yes	17	9	86	921.20	540.576	519	541.095	79.223	83.678	88.374
560	MATHUNG	GREATER SEKHUKHUN	9285-41488	PRIMARY SCHOOL	1	YES	Yes	10	1	168	921.20	287.504	580	288.094	154.762	163.464	172.637
561	MATIME	GREATER SEKHUKHUN	9285-40997	PRIMARY SCHOOL	1	YES	Yes	14	4	302	921.20	571.565	1.420	572.984	278.202	293.946	310.335
562	MATLABONG	GREATER SEKHUKHUN	9285-40256	PRIMARY SCHOOL	1	YES	Yes	12	3	210	921.20	256.515	689	257.204	193.462	204.330	215.796
563	MATLADI A PHAHLA	GREATER SEKHUKHUN	9155-41167	SECONDARY SCHOOL	1	YES	Yes	11	1	56	921.20	191.095	1.355	192.450	51.587	54.488	57.546
564	MATLEBONE	GREATER SEKHUKHUN	9285-41310	SECONDARY SCHOOL	1	YES	Yes	2	1	300	921.20	44.761	1.048	45.809	276.360	291.900	308.280
565	MATLEU	GREATER SEKHUKHUN	9042-42330	PRIMARY SCHOOL	1	YES	Yes	13	0	200	921.20	367.557	218	367.776	184.240	194.600	205.520
566	MATBOULE	GREATER SEKHUKHUN	9042-42569	PRIMARY SCHOOL	1	YES	Yes	5	1	333	921.20	86.940	536	87.475	306.760	324.009	342.191
567	MATSEBE	GREATER SEKHUKHUN	9042-42323	SECONDARY SCHOOL	1	YES	Yes	7	3	94	921.20	132.562	174	132.736	86.933	91.462	96.594
568	MATSEDI	GREATER SEKHUKHUN	9015-30387	PRIMARY SCHOOL	1	YES	Yes	9	2	450	921.20	260.819	235	261.055	414.540	437.650	462.420
569	MATSEPE	GREATER SEKHUKHUN	9015-30631	PRIMARY SCHOOL	1	YES	Yes	9	0	455	921.20	191.956	523	192.479	419.146	442.715	467.558
570	MATSHALE	GREATER SEKHUKHUN	9015-30716	SECONDARY SCHOOL	1	YES	Yes	6	2	287	921.20	98.991	855	99.846	264.384	279.251	294.921

No.	Name of school	District	EMS number	Primary Secondary Combined	Quintile	No Fee Status	Section 21 Status	Nrof Educators	Nrof non Educators	Nrof Learners	Allocation per learner 2018	2017/2018		2019		2020	
												Main Appropriation	Adjusted Appropriation	Revised estimate	2018		2019
571	MATSELE	GREATER SEKHUKHUN	995501502	SECONDARY SCHOOL	1	YES	Yes	8	0	177	921.20	229 831	456	230 287	163 052	172 221	181 885
572	MATSIRI	GREATER SEKHUKHUN	901531016	PRIMARY SCHOOL	1	YES	Yes	11	0	439	921.20	193 678	202	193 879	404 407	427 147	451 116
573	MATSITSI	GREATER SEKHUKHUN	901531108	PRIMARY SCHOOL	1	YES	Yes	10	3	503	921.20	261 680	302	261 983	463 364	489 419	516 883
574	MEFOLO	GREATER SEKHUKHUN	901531139	PRIMARY SCHOOL	1	YES	Yes	6	2	718	921.20	102 434	244	102 678	661 422	698 614	737 817
575	METSANANGIWANA	GREATER SEKHUKHUN	901531177	PRIMARY SCHOOL	1	YES	Yes	16	4	475	921.20	383 912	552	384 465	437 570	462 715	488 110
576	IMAHLAGARE	GREATER SEKHUKHUN	915530082	COMBINED SCHOOL	1	YES	Yes	16	9	525	921.20	423 509	1 462	424 970	483 630	510 825	539 490
577	IMAKADIKWE	GREATER SEKHUKHUN	915530686	PRIMARY SCHOOL	1	YES	Yes	12	1	203	921.20	272 870	437	273 307	187 004	197 519	208 603
578	IMAKAGTLE	GREATER SEKHUKHUN	915530181	PRIMARY SCHOOL	1	YES	Yes	7	2	33	921.20	158 385	867	159 253	30 400	32 109	33 911
579	IMAKOLA	GREATER SEKHUKHUN	915530778	PRIMARY SCHOOL	1	YES	Yes	13	3	475	921.20	389 938	1 323	391 261	437 570	462 715	488 110
580	IMAKOPI	GREATER SEKHUKHUN	915530761	SECONDARY SCHOOL	1	YES	Yes	15	4	117	921.20	442 446	1 134	443 980	107 780	113 841	120 229
581	IMAKUBU	GREATER SEKHUKHUN	916530884	PRIMARY SCHOOL	1	YES	Yes	21	0	123	921.20	621 490	519	622 009	113 308	119 679	126 395
582	IMAMOKOKGOLUSHI	GREATER SEKHUKHUN	916530204	SECONDARY SCHOOL	1	YES	Yes	14	4	556	921.20	402 850	573	403 423	512 187	540 988	571 346
583	IMANYABA	GREATER SEKHUKHUN	916530853	SECONDARY SCHOOL	1	YES	Yes	15	8	86	921.20	481 182	958	482 139	79 223	83 678	88 374
584	IMATTABENG	GREATER SEKHUKHUN	915530907	PRIMARY SCHOOL	1	YES	Yes	7	2	164	921.20	172 158	172	172 330	151 077	159 572	168 526
585	IMATHOLO	GREATER SEKHUKHUN	915531320	PRIMARY SCHOOL	1	YES	Yes	3	1	468	921.20	32 710	470	33 180	431 122	455 364	480 917
586	IMAUWANE	GREATER SEKHUKHUN	915531382	SECONDARY SCHOOL	1	YES	Yes	14	4	144	921.20	431 256	1 411	432 667	132 663	140 112	147 974
587	IMAZIM ANAPE	GREATER SEKHUKHUN	915530983	PRIMARY SCHOOL	1	YES	Yes	5	0	720	921.20	99 852	1 363	101 215	663 264	700 560	739 872
588	IMIDITSI	GREATER SEKHUKHUN	915531078	SECONDARY SCHOOL	1	YES	Yes	4	2	1 115	921.20	106 738	773	107 511	1 027 138	1 084 895	1 145 774
589	IMOTONG	GREATER SEKHUKHUN	915530310	PRIMARY SCHOOL	1	YES	Yes	18	3	96	921.20	478 599	2 300	480 839	88 435	93 408	98 650
590	IMUTLANE	GREATER SEKHUKHUN	915530334	SECONDARY SCHOOL	1	YES	Yes	6	3	489	921.20	121 371	611	121 982	450 467	475 797	502 496
591	IMNYAMHLANGU	GREATER SEKHUKHUN	915530341	PRIMARY SCHOOL	1	YES	Yes	4	2	184	921.20	43 040	937	43 976	169 501	179 032	189 078
592	IMNYAWANE	GREATER SEKHUKHUN	915530358	PRIMARY SCHOOL	1	YES	Yes	5	0	194	921.20	140 309	914	141 222	178 713	188 762	199 354
593	IMODIE	GREATER SEKHUKHUN	915531191	SECONDARY SCHOOL	1	YES	Yes	14	4	180	921.20	408 875	911	409 787	165 816	175 140	184 968
594	IMODIKETSE	GREATER SEKHUKHUN	916531207	PRIMARY SCHOOL	1	YES	Yes	8	2	778	921.20	148 056	659	148 715	716 684	756 984	799 473
595	IMODIMOLLE - 2	GREATER SEKHUKHUN	998602107	PRIMARY SCHOOL	1	YES	Yes	16	7	143	921.20	587 920	65	587 985	131 732	139 139	146 947
596	IMODIPA	GREATER SEKHUKHUN	925620060	SECONDARY SCHOOL	1	YES	Yes	51	2	266	921.20	1 099 229	737	1 099 966	245 039	258 918	273 342
597	IMODIPADI	GREATER SEKHUKHUN	925621247	PRIMARY SCHOOL	1	YES	Yes	5	1	704	921.20	81 775	307	82 082	648 525	684 982	723 430
598	IMODIPADI	GREATER SEKHUKHUN	925620163	SECONDARY SCHOOL	1	YES	Yes	18	4	200	921.20	463 986	212	464 178	184 240	194 600	205 520
599	IMOSHANE	GREATER SEKHUKHUN	925620206	PRIMARY SCHOOL	1	YES	Yes	7	2	156	921.20	165 272	659	165 931	143 707	151 788	160 306
600	IMOENYANE	GREATER SEKHUKHUN	925620275	PRIMARY SCHOOL	1	YES	Yes	7	0	315	921.20	174 740	1 342	176 082	290 178	306 465	323 684

No.	Name of school	District	EMIS number	Primary/Secondary Combined	Quintile	No Fee Status	Section 21 Status	Nr of Educators	Nr of non Educators	Nr of Learners	Allocation per learner 2018	Main Appropriation		Revised estimate	Medium-term estimates		
												2017/2018	2018		2019	2020	
601	MOEPADIRA	GREATER SEKHUKHUN	925620282	SECONDARY SCHOOL	1	YES	Yes	7	0	315	921.20	128 258	479	128 737	290 178	306 485	323 684
602	MOGADIME	GREATER SEKHUKHUN	925620336	SECONDARY SCHOOL	1	YES	Yes	23	6	155	921.20	646 453	172	646 625	142 786	150 815	159 278
603	MOGALE	GREATER SEKHUKHUN	925620404	PRIMARY SCHOOL	1	YES	Yes	6	2	218	921.20	147 195	1 655	148 850	200 822	212 114	224 017
604	MOGALATLADI	GREATER SEKHUKHUN	925620442	PRIMARY SCHOOL	1	YES	Yes	12	3	682	921.20	244 464	540	245 004	628 258	663 586	700 823
605	MOGALE	GREATER SEKHUKHUN	925620503	PRIMARY SCHOOL	1	YES	Yes	21	1	328	921.20	186 791	116	186 907	302 154	319 144	337 053
606	MOGALETIWA	GREATER SEKHUKHUN	925620527	PRIMARY SCHOOL	1	YES	Yes	8	0	293	921.20	599 971	1 434	601 405	269 912	285 089	301 087
607	MOGASHOA	GREATER SEKHUKHUN	925620572	PRIMARY SCHOOL	1	YES	Yes	5	2	458	921.20	134 283	2 136	136 419	421 910	445 634	470 641
608	MOGABELALA	GREATER SEKHUKHUN	996602103	PRIMARY SCHOOL	1	YES	Yes	8	2	349	921.20	280 618	1 678	282 295	321 469	339 577	358 632
609	MOGOLHwane	GREATER SEKHUKHUN	925620640	SECONDARY SCHOOL	1	YES	Yes	17	1	97	921.20	315 049	2 279	317 328	89 356	94 381	99 677
610	MOGOLAHLOGO	GREATER SEKHUKHUN	925620657	SECONDARY SCHOOL	1	YES	Yes	8	1	202	921.20	177 323	359	177 682	186 082	196 546	207 575
611	MOGOLO	GREATER SEKHUKHUN	925620684	SECONDARY SCHOOL	1	YES	Yes	7	4	943	921.20	185 931	554	186 485	868 692	917 539	969 027
612	MOHLABETSI	GREATER SEKHUKHUN	925620824	SECONDARY SCHOOL	1	YES	Yes	14	2	228	921.20	564 678	836	565 514	210 034	221 844	234 293
613	MOHLAHANE	GREATER SEKHUKHUN	925620855	PRIMARY SCHOOL	1	YES	Yes	9	2	501	921.20	262 541	162	262 703	461 521	487 473	514 828
614	MOHLAHLADI	GREATER SEKHUKHUN	925620879	PRIMARY SCHOOL	1	YES	Yes	8	2	169	921.20	247 047	939	247 995	155 683	164 437	173 664
615	MOHLAKENG	GREATER SEKHUKHUN	925620923	SECONDARY SCHOOL	1	YES	Yes	15	4	157	921.20	420 086	722	420 788	144 628	152 761	161 333
616	MOHLAKO	GREATER SEKHUKHUN	925621049	PRIMARY SCHOOL	1	YES	Yes	8	0	658	921.20	278 035	460	278 495	606 150	640 234	676 161
617	MOHLALA	GREATER SEKHUKHUN	925621148	PRIMARY SCHOOL	1	YES	Yes	4	0	98	921.20	78 332	848	79 180	90 278	95 354	100 705
618	MOHLAMORUOI	GREATER SEKHUKHUN	925621209	SECONDARY SCHOOL	1	YES	Yes	9	1	439	921.20	183 348	550	183 898	404 407	427 147	451 116
619	MOHLALETSE	GREATER SEKHUKHUN	925621155	SECONDARY SCHOOL	1	YES	Yes	32	2	300	921.20	1 008 846	578	1 009 423	276 360	291 900	308 280
620	MOHLAREKOMA	GREATER SEKHUKHUN	925630012	SECONDARY SCHOOL	1	YES	Yes	12	1	413	921.20	279 757	748	280 504	380 456	401 849	424 399
621	MOHLARUTSE	GREATER SEKHUKHUN	925630029	SECONDARY SCHOOL	1	YES	Yes	17	1	990	921.20	434 699	273	434 972	911 988	963 270	1 017 324
622	MOHLATSENGWANE	GREATER SEKHUKHUN	925630036	SECONDARY SCHOOL	1	YES	Yes	8	1	193	921.20	159 246	437	159 683	177 792	187 789	198 327
623	MOHLADI	GREATER SEKHUKHUN	925630043	SECONDARY SCHOOL	1	YES	Yes	5	0	86	921.20	125 675	1 294	126 969	79 223	83 678	88 374
624	MOHLOPE	GREATER SEKHUKHUN	925630067	PRIMARY SCHOOL	1	YES	Yes	13	1	233	921.20	575 008	546	575 554	214 640	226 709	239 431
625	MOHLOPING	GREATER SEKHUKHUN	925630060	PRIMARY SCHOOL	1	YES	Yes	3	2	200	921.20	87 801	968	88 769	184 240	194 600	205 520
626	MOHLOTIHWANE	GREATER SEKHUKHUN	925630081	SECONDARY SCHOOL	1	YES	Yes	17	3	99	921.20	377 026	385	377 421	91 199	96 327	101 732
627	MOHMOADUBA	GREATER SEKHUKHUN	925630111	SECONDARY SCHOOL	1	YES	Yes	14	2	201	921.20	358 089	281	358 370	185 161	195 573	206 548
628	MOHWELERE	GREATER SEKHUKHUN	925630142	PRIMARY SCHOOL	1	YES	Yes	16	2	273	921.20	369 279	1 205	370 484	251 488	265 629	280 535
629	MOILA	GREATER SEKHUKHUN	925630074	SECONDARY SCHOOL	1	YES	Yes	43	8	158	921.20	1 150 015	502	1 150 517	145 550	153 734	162 361
630	MOISELE	GREATER SEKHUKHUN	925630159	PRIMARY SCHOOL	1	YES	Yes	6	0	344	921.20	171 297	433	171 730	316 883	334 712	353 494

No.	Name of school	District	EMS number	Primary/Secondary Combined	Quintile	No Fee Status	Section 21 Status	Nr of Educators	Nr of non Educators	Nr of Learners	Allocation per learner 2018	2017/2018		Medium-term estimates		
												Main Appropriation	Adjusted Appropriation	Revised estimate	2018	2019
631	MOKALAPA	GREATER SEKHUKHUN	925630180	PRIMARY SCHOOL	1	YES	Yes	6	0	343	921.20	74 028	578	315 972	333 739	352 467
632	MOKALE	GREATER SEKHUKHUN	925630203	PRIMARY SCHOOL	1	YES	Yes	8	4	143	921.20	204 868	349	131 732	139 139	146 947
633	MOKGABUDI	GREATER SEKHUKHUN	925630210	PRIMARY SCHOOL	1	YES	Yes	6	0	992	921.20	172 158	1 214	913 830	965 216	1 019 379
634	MOKGALABE	GREATER SEKHUKHUN	925630227	COMBINED SCHOOL	1	YES	Yes	5	5	219	921.20	87 801	260	201 743	213 087	225 044
635	MOKGAPI	GREATER SEKHUKHUN	925630258	SECONDARY SCHOOL	1	YES	Yes	7	0	106	921.20	133 422	630	97 647	103 138	108 926
636	MOKGERETLI	GREATER SEKHUKHUN	925630272	SECONDARY SCHOOL	1	YES	Yes	9	2	175	921.20	232 413	477	161 210	170 215	179 830
637	MOKGOKO	GREATER SEKHUKHUN	925630289	PRIMARY SCHOOL	1	YES	Yes	8	0	193	921.20	138 587	389	177 792	187 789	198 327
638	MOKGOMA PHOKANE	GREATER SEKHUKHUN	925630296	PRIMARY SCHOOL	1	YES	Yes	9	2	1072	921.20	295 251	617	987 526	1 043 056	1 101 987
639	MOKGUBI	GREATER SEKHUKHUN	925630326	SECONDARY SCHOOL	1	YES	Yes	9	2	123	921.20	276 314	811	113 308	119 679	126 395
640	MOKHINE	GREATER SEKHUKHUN	925620015	SECONDARY SCHOOL	1	YES	Yes	8	4	547	921.20	137 726	428	503 896	532 231	562 097
641	MOKHULWANE	GREATER SEKHUKHUN	925620022	SECONDARY SCHOOL	1	YES	Yes	29	1	152	921.20	805 699	685	140 022	147 886	166 195
642	MOKOBOLA	GREATER SEKHUKHUN	925620077	PRIMARY SCHOOL	1	YES	Yes	10	0	242	921.20	197 982	378	222 930	235 466	248 679
643	MOKOBENEA MABULA	GREATER SEKHUKHUN	925620084	SECONDARY SCHOOL	1	YES	Yes	5	2	277	921.20	116 207	1 040	255 172	289 521	284 645
644	MOKUTUNG	GREATER SEKHUKHUN	925620176	PRIMARY SCHOOL	1	YES	Yes	9	3	174	921.20	139 448	212	180 289	189 302	178 802
645	MOKWADBE	GREATER SEKHUKHUN	925620237	SECONDARY SCHOOL	1	YES	Yes	8	0	507	921.20	173 019	922	467 048	493 311	520 993
646	MOLAKA	GREATER SEKHUKHUN	925620244	PRIMARY SCHOOL	1	YES	Yes	17	5	221	921.20	561 235	449	203 965	215 033	227 100
647	MOLEBELEDI	GREATER SEKHUKHUN	925620251	SECONDARY SCHOOL	1	YES	Yes	7	2	130	921.20	130 840	905	119 756	126 490	133 588
648	MOLEKWANE	GREATER SEKHUKHUN	986602022	PRIMARY SCHOOL	1	YES	Yes	22	5	85	921.20	458 801	422	459 223	82 705	87 346
649	MOLEPANE	GREATER SEKHUKHUN	925620465	SECONDARY SCHOOL	1	YES	Yes	14	2	306	921.20	170 436	867	281 887	297 738	314 446
650	MOLESHATLOU	GREATER SEKHUKHUN	925620466	SECONDARY SCHOOL	1	YES	Yes	7	1	359	921.20	174 740	284	175 024	349 307	368 908
651	MOLETSE	GREATER SEKHUKHUN	925620487	PRIMARY SCHOOL	1	YES	Yes	12	3	227	921.20	253 933	475	254 408	220 871	233 265
652	MOLOKE	GREATER SEKHUKHUN	925620602	PRIMARY SCHOOL	1	YES	Yes	5	3	1019	921.20	131 701	953	938 703	991 487	1 047 124
653	MOLOMOTORTAU	GREATER SEKHUKHUN	925620626	SECONDARY SCHOOL	1	YES	Yes	18	4	170	921.20	433 838	691	156 604	165 410	174 692
654	MOLOPO	GREATER SEKHUKHUN	925620633	PRIMARY SCHOOL	1	YES	Yes	6	2	179	921.20	173 880	680	164 895	174 167	183 940
655	MOLWETSI	GREATER SEKHUKHUN	925621223	SECONDARY SCHOOL	1	YES	Yes	10	1	444	921.20	98 130	460	409 013	432 012	456 254
656	MONAMOLEDI	GREATER SEKHUKHUN	925620671	SECONDARY SCHOOL	1	YES	Yes	3	1	985	921.20	72 306	643	907 392	958 405	1 012 186
657	MONAMPANE	GREATER SEKHUKHUN	925620718	PRIMARY SCHOOL	1	YES	Yes	9	3	280	921.20	267 706	200	257 936	272 440	287 728
658	MONAPANAPE	GREATER SEKHUKHUN	925620725	PRIMARY SCHOOL	1	YES	Yes	26	3	492	921.20	635 263	326	453 230	478 716	505 579
659	MONTOSAROSEGO	GREATER SEKHUKHUN	925620749	PRIMARY SCHOOL	1	YES	Yes	7	4	1023	921.20	197 982	403	942 388	995 379	1 051 235
660	MONYAKU	GREATER SEKHUKHUN	925620787	SECONDARY SCHOOL	1	YES	Yes	27	11	89	921.20	821 194	363	81 987	86 597	91 456

No.	Name of school	District	EMIS number	Primary/Secondary Combined	Quintile	No Fee Status	Section 21 Status	Nr of Educators	Nr of non Educators	Nr of Learners	Allocation per learner 2018	Main Appropriation	Adjusted Appropriation 2017/2018	Revised estimate	Medium-term estimates		
															2018	2019	2020
661	MOOKWANE	GREATER SEKHUKHUN	925620817	PRIMARY SCHOOL	1	YES	Yes	10	0	356	921.20	153 221	488	153 718	327 947	346 388	365 826
662	MOOMANE	GREATER SEKHUKHUN	925620848	PRIMARY SCHOOL	1	YES	Yes	5	2	239	921.20	149 777	712	150 489	220 167	232 547	245 596
663	MOOSRIVIER	GREATER SEKHUKHUN	925620883	COMBINED SCHOOL	1	YES	Yes	14	3	369	921.20	361 532	981	362 513	339 923	359 037	379 184
664	MORABA	GREATER SEKHUKHUN	925620985	PRIMARY SCHOOL	1	YES	Yes	26	8	238	921.20	915 020	368	915 387	219 246	231 574	244 569
665	MORARELA	GREATER SEKHUKHUN	924623704	PRIMARY SCHOOL	1	YES	Yes	7	0	646	921.20	233 274	636	233 910	595 095	628 558	663 830
666	MORETHUSHE	GREATER SEKHUKHUN	925621100	PRIMARY SCHOOL	1	YES	Yes	13	1	385	921.20	401 989	344	402 333	354 662	374 605	395 626
667	MOREWANE	GREATER SEKHUKHUN	925621117	PRIMARY SCHOOL	1	YES	Yes	5	0	487	921.20	28 791	317	29 108	448 624	473 851	500 441
668	MORITI	GREATER SEKHUKHUN	925621179	SECONDARY SCHOOL	1	YES	Yes	29	9	156	921.20	881 449	536	881 984	143 707	151 788	160 306
669	MORAMOCHHE	GREATER SEKHUKHUN	925621186	PRIMARY SCHOOL	1	YES	Yes	7	1	123	921.20	160 988	1 121	162 089	113 308	119 679	126 395
670	MORATHHEBE	GREATER SEKHUKHUN	925621193	PRIMARY SCHOOL	1	YES	Yes	12	2	887	921.20	317 632	351	317 982	632 864	668 451	705 961
671	MOROKADIETA	GREATER SEKHUKHUN	925630982	PRIMARY SCHOOL	1	YES	Yes	7	2	179	921.20	179 905	968	180 863	164 895	174 167	183 940
672	MOROKALLEBOLE	GREATER SEKHUKHUN	925630989	SECONDARY SCHOOL	1	YES	Yes	14	1	143	921.20	317 632	1 079	318 711	131 732	139 139	146 947
673	MOROKE	GREATER SEKHUKHUN	925631008	PRIMARY SCHOOL	1	YES	Yes	10	4	698	921.20	216 058	586	216 644	642 988	679 154	717 265
674	MOROLENG	GREATER SEKHUKHUN	925631022	PRIMARY SCHOOL	1	YES	Yes	18	8	172	921.20	558 653	1 338	559 990	158 446	167 366	176 747
675	MOROPHE-MATLALA	GREATER SEKHUKHUN	925631077	PRIMARY SCHOOL	1	YES	Yes	12	0	225	921.20	352 063	1 262	353 315	207 270	218 925	231 210
676	MORULADILEPE	GREATER SEKHUKHUN	925631060	PRIMARY SCHOOL	1	YES	Yes	5	3	581	921.20	93 826	1 329	95 155	535 217	565 313	597 036
677	MORULANA	GREATER SEKHUKHUN	925631084	PRIMARY SCHOOL	1	YES	Yes	16	0	263	921.20	423 509	752	424 260	242 276	255 899	270 259
678	MORWAKGWADI	GREATER SEKHUKHUN	925631091	PRIMARY SCHOOL	1	YES	Yes	12	2	330	921.20	165 272	1 014	166 286	303 966	321 090	339 108
679	MOSEBU	GREATER SEKHUKHUN	925631107	PRIMARY SCHOOL	1	YES	Yes	5	0	1329	921.20	120 511	823	121 334	1 224 275	1 233 117	1 365 680
680	MOSEDI	GREATER SEKHUKHUN	925631114	SECONDARY SCHOOL	1	YES	Yes	17	3	368	921.20	566 400	1 023	567 423	339 002	358 064	378 157
681	MOSEGO	GREATER SEKHUKHUN	925631145	SECONDARY SCHOOL	1	YES	Yes	6	3	159	921.20	156 664	1 325	157 989	146 471	154 707	163 388
682	MOSEKI	GREATER SEKHUKHUN	925631121	SECONDARY SCHOOL	1	YES	Yes	12	2	152	921.20	157 525	512	158 037	140 022	147 896	156 195
683	MOSHATE	GREATER SEKHUKHUN	925631152	SECONDARY SCHOOL	1	YES	Yes	19	4	489	921.20	603 414	488	603 911	450 467	475 797	502 496
684	MOSHEGE	GREATER SEKHUKHUN	925631176	PRIMARY SCHOOL	1	YES	Yes	4	3	56	921.20	139 448	1 033	140 481	450 467	51 597	57 546
685	MOSHANE	GREATER SEKHUKHUN	925631206	PRIMARY SCHOOL	1	YES	Yes	7	3	263	921.20	196 260	500	196 760	242 276	255 899	270 259
686	MOTETI	GREATER SEKHUKHUN	925631220	PRIMARY SCHOOL	1	YES	Yes	14	3	547	921.20	485 486	731	486 216	503 896	532 231	562 097
687	MOTHEONG	GREATER SEKHUKHUN	925631237	PRIMARY SCHOOL	1	YES	Yes	9	2	1404	921.20	234 135	771	234 906	1 293 365	1 366 092	1 442 750
688	MOTJEDI	GREATER SEKHUKHUN	925631244	SECONDARY SCHOOL	1	YES	Yes	10	1	396	921.20	296 112	1 023	297 134	364 795	385 308	406 930
689	MOTLALANE	GREATER SEKHUKHUN	925631251	SECONDARY SCHOOL	1	YES	Yes	24	6	78	921.20	1 083 735	1 096	1 084 831	71 864	75 884	80 153
690	MOTLAMOTSE	GREATER SEKHUKHUN	925631268	PRIMARY SCHOOL	1	YES	Yes	12	3	653	921.20	397 695	3 631	401 316	518 636	547 799	578 539

No.	Name of school	District	EMS number	Primary Secondary Combined	Quintile	No Fee Status	Section 21 Status	Nr of Educators	Nr of non Educators	Nr of Learners	Allocation per learner 2018	Main Appropriation		Adjusted Appropriation 2017/2018		Revised estimate		Medium-term estimates	
																2018	2019	2020	
691	MOTLOKVE	GREATER SEKHUKHUN	925631275	PRIMARY SCHOOL	1	YES	Yes	8	2	512	921.20	158 385	1 520	159 906	471 654	498 176	526 131		
692	MOTLOULELA	GREATER SEKHUKHUN	925631688	SECONDARY SCHOOL	1	YES	Yes	7	2	214	921.20	185 931	1 380	187 310	197 137	208 222	219 906		
693	MOTSATSANA	GREATER SEKHUKHUN	925631305	PRIMARY SCHOOL	1	YES	Yes	13	1	126	921.20	549 184	777	549 961	116 071	122 589	129 478		
694	MOTSATSI	GREATER SEKHUKHUN	925631312	PRIMARY SCHOOL	1	YES	Yes	2	1	355	921.20	45 622	1 163	46 785	327 026	345 415	364 798		
695	MOTSEMOGQOLO	GREATER SEKHUKHUN	924640019	PRIMARY SCHOOL	1	YES	Yes	11	2	276	921.20	233 274	65	233 339	254 251	268 548	283 618		
696	MOTSEPHIRI	GREATER SEKHUKHUN	924640194	PRIMARY SCHOOL	1	YES	Yes	14	3	292	921.20	445 889	1 128	447 017	268 990	284 116	300 059		
697	MOTSWALEDI	GREATER SEKHUKHUN	924640354	SECONDARY SCHOOL	1	YES	Yes	36	9	128	921.20	1 139 686	1 201	1 140 887	117 914	124 544	131 533		
698	MOTUBATSE	GREATER SEKHUKHUN	924640514	SECONDARY SCHOOL	1	YES	Yes	15	6	381	921.20	397 685	1 258	398 943	350 977	370 713	391 516		
699	MOUKANGOE	GREATER SEKHUKHUN	924640552	SECONDARY SCHOOL	1	YES	Yes	6	0	418	921.20	61 116	741	61 857	385 062	406 714	429 537		
700	MPHELENG	GREATER SEKHUKHUN	924640620	PRIMARY SCHOOL	1	YES	Yes	13	0	630	921.20	451 054	410	451 463	580 356	612 990	647 388		
701	MPHELENG MATLALA	GREATER SEKHUKHUN	924640804	PRIMARY SCHOOL	1	YES	Yes	13	3	387	921.20	447 611	519	448 130	356 504	376 551	397 681		
702	MPETJE	GREATER SEKHUKHUN	924640836	PRIMARY SCHOOL	1	YES	Yes	10	0	287	921.20	166 791	216	167 008	264 384	279 251	294 921		
703	MPHANENG	GREATER SEKHUKHUN	924640958	PRIMARY SCHOOL	1	YES	Yes	3	1	131	921.20	98 130	250	98 380	120 677	127 463	134 616		
704	MPHAPHELE	GREATER SEKHUKHUN	924641319	SECONDARY SCHOOL	1	YES	Yes	11	2	479	921.20	316 492	319	318 812	441 255	466 067	492 220		
705	MPHANAMA	GREATER SEKHUKHUN	924641583	PRIMARY SCHOOL	1	YES	Yes	9	2	588	921.20	235 856	1 201	237 058	541 666	572 124	604 229		
706	MPHEGOLLE	GREATER SEKHUKHUN	924641685	SECONDARY SCHOOL	1	YES	Yes	11	0	161	921.20	281 478	1 426	282 904	148 313	156 653	165 444		
707	MPHELA A MARUMO	GREATER SEKHUKHUN	924641746	SECONDARY SCHOOL	1	YES	Yes	5	1	939	921.20	113 624	179	113 803	865 007	913 647	964 916		
708	MPHELE	GREATER SEKHUKHUN	924642008	SECONDARY SCHOOL	1	YES	Yes	11	0	408	921.20	327 961	559	328 520	375 650	396 984	419 261		
709	MPHELE AMPHELE	GREATER SEKHUKHUN	924642213	SECONDARY SCHOOL	1	YES	Yes	18	5	271	921.20	468 270	214	468 484	249 645	263 683	278 460		
710	MPHELENG	GREATER SEKHUKHUN	924642374	PRIMARY SCHOOL	1	YES	Yes	17	6	777	921.20	530 247	1 285	531 532	715 772	756 021	796 445		
711	MPHOGO	GREATER SEKHUKHUN	924642435	PRIMARY SCHOOL	1	YES	Yes	13	5	164	921.20	333 126	651	333 777	151 077	159 572	168 526		
712	MPILO	GREATER SEKHUKHUN	924642883	SECONDARY SCHOOL	1	YES	Yes	8	2	461	921.20	247 908	2 285	250 192	424 673	448 553	473 724		
713	MPOLE	GREATER SEKHUKHUN	924640101	SECONDARY SCHOOL	1	YES	Yes	4	0	192	921.20	86 079	212	86 291	176 670	186 616	197 299		
714	MUTSI	GREATER SEKHUKHUN	924640255	PRIMARY SCHOOL	1	YES	Yes	19	5	218	921.20	457 079	1 919	458 999	200 822	212 114	224 017		
715	MZIMHLOPHE	GREATER SEKHUKHUN	924640347	PRIMARY SCHOOL	1	YES	Yes	19	1	427	921.20	510 448	445	510 894	393 352	415 471	438 785		
716	NAKGWADI	GREATER SEKHUKHUN	924640491	SECONDARY SCHOOL	1	YES	Yes	6	2	1183	921.20	134 283	2 808	137 091	1 089 780	1 151 059	1 215 651		
717	NALA	GREATER SEKHUKHUN	924640538	PRIMARY SCHOOL	1	YES	Yes	22	6	58	921.20	819 472	617	820 089	53 430	56 434	59 601		
718	NALEDI-YA-MESO	GREATER SEKHUKHUN	924640750	SECONDARY SCHOOL	1	YES	Yes	17	2	187	921.20	336 569	939	337 508	172 264	181 951	192 161		
719	NAMUDI	GREATER SEKHUKHUN	924641180	SECONDARY SCHOOL	1	YES	Yes	10	2	97	921.20	285 782	193	285 975	89 356	94 381	99 677		
720	NDENDEKA	GREATER SEKHUKHUN	924641210	SECONDARY SCHOOL	1	YES	Yes	26	2	325	921.20	734 254	145	734 399	299 390	316 225	333 970		

No.	Name of school	District	EMIS number	Primary/Secondary Combined	Quintile	No Fee Status	Section 21 Status	Nr of Educators	Nr of non Educators	Nr of Learners	Allocation per learner 2018	2017/2018		Medium-term estimates			
												Main Appropriation	Adjusted Appropriation	Revised estimate	2018	2019	2020
721	NGALE	GREATER SEKHUKHUN	924641234	SECONDARY SCHOOL	1	YES	Yes	5	2	337	921.20	152 360	1 575	153 935	310 444	327 901	346 301
722	NGQATOANAPE	GREATER SEKHUKHUN	924641272	SECONDARY SCHOOL	1	YES	Yes	18	3	107	921.20	463 966	488	464 424	98 568	104 111	109 953
723	NGULU	GREATER SEKHUKHUN	924643209	SECONDARY SCHOOL	1	YES	Yes	5	2	475	921.20	168 715	289	168 984	437 570	462 715	488 110
724	NGWABE COMPREHENSIVE	GREATER SEKHUKHUN	924643193	SECONDARY SCHOOL	1	YES	Yes	2	1	696	921.20	116 207	317	116 524	641 155	677 208	715 210
725	NGWANABEKANE	GREATER SEKHUKHUN	924642138	PRIMARY SCHOOL	1	YES	Yes	11	5	193	921.20	352 063	1 334	353 397	177 792	187 789	198 327
726	NGWANAKWIENA	GREATER SEKHUKHUN	924642162	SECONDARY SCHOOL	1	YES	Yes	4	1	998	921.20	46 483	580	47 073	919 358	971 054	1 025 545
727	NGWANAWALA	GREATER SEKHUKHUN	924642442	SECONDARY SCHOOL	1	YES	Yes	44	7	467	921.20	1 130 217	107	1 130 324	430 200	454 391	479 889
728	NGWANAWASHILE	GREATER SEKHUKHUN	924642466	PRIMARY SCHOOL	1	YES	Yes	4	0	213	921.20	52 508	275	52 783	196 216	207 249	218 879
729	NGWANAWASHILE	GREATER SEKHUKHUN	924642497	SECONDARY SCHOOL	1	YES	Yes	9	3	226	921.20	204 868	2 031	206 899	208 191	219 888	232 238
730	NGWANAWATLANG	GREATER SEKHUKHUN	924642527	SECONDARY SCHOOL	1	YES	Yes	4	0	1097	921.20	111 903	1 002	112 904	1 010 566	1 067 381	1 127 277
731	NGWANANGWATO	GREATER SEKHUKHUN	924642589	SECONDARY SCHOOL	1	YES	Yes	12	2	852	921.20	329 683	2 056	331 738	600 622	634 396	669 995
732	NGWANATHEKO	GREATER SEKHUKHUN	924642640	PRIMARY SCHOOL	1	YES	Yes	12	2	549	921.20	303 859	710	304 969	505 739	534 177	564 152
733	NGWANATHULARE	GREATER SEKHUKHUN	924642718	PRIMARY SCHOOL	1	YES	Yes	6	2	380	921.20	102 434	116	102 950	350 066	369 740	390 488
734	NGWANATSHIWANE	GREATER SEKHUKHUN	924642749	SECONDARY SCHOOL	1	YES	Yes	20	7	772	921.20	522 500	620	523 119	711 166	751 156	783 307
735	NUOMA	GREATER SEKHUKHUN	924642824	PRIMARY SCHOOL	1	YES	Yes	23	1	975	921.20	760 938	279	761 218	898 170	948 675	1 001 910
736	NKGARI	GREATER SEKHUKHUN	924643148	PRIMARY SCHOOL	1	YES	Yes	9	0	246	921.20	172 158	605	172 763	226 615	239 339	252 790
737	NKGOMELENG	GREATER SEKHUKHUN	924642947	SECONDARY SCHOOL	1	YES	Yes	43	3	236	921.20	1 040 695	968	1 041 663	217 403	229 628	242 514
738	NKGONYELETSE	GREATER SEKHUKHUN	996606538	SECONDARY SCHOOL	1	YES	Yes	24	1	383	921.20	414 040	603	414 643	352 820	372 659	393 571
739	NKOKANE	GREATER SEKHUKHUN	996606534	PRIMARY SCHOOL	1	YES	Yes	2	0	557	921.20	28 791	338	29 129	513 108	541 961	572 373
740	NKOTA	GREATER SEKHUKHUN	996606532	SECONDARY SCHOOL	1	YES	Yes	7	2	292	921.20	204 007	454	204 461	288 960	284 116	300 059
741	NKOTSANE	GREATER SEKHUKHUN	996606533	PRIMARY SCHOOL	1	YES	Yes	9	3	385	921.20	204 888	1 443	206 311	354 662	374 605	395 626
742	NKOTWANE	GREATER SEKHUKHUN	996606524	SECONDARY SCHOOL	1	YES	Yes	35	1	751	921.20	988 187	988	989 184	691 821	730 723	771 728
743	NKWANA	GREATER SEKHUKHUN	996606518	PRIMARY SCHOOL	1	YES	Yes	23	6	192	921.20	604 275	363	604 638	176 870	186 816	197 299
744	NOKOMEETSE	GREATER SEKHUKHUN	996606522	PRIMARY SCHOOL	1	YES	Yes	14	0	568	921.20	476 017	743	476 760	523 242	552 664	583 677
745	NTABANE	GREATER SEKHUKHUN	996606515	SECONDARY SCHOOL	1	YES	Yes	12	0	405	921.20	335 708	479	336 187	373 086	394 065	416 178
746	NTAKE	GREATER SEKHUKHUN	996606526	PRIMARY SCHOOL	1	YES	Yes	33	7	259	921.20	827 219	422	827 641	238 591	252 007	266 148
747	NTEPANE	GREATER SEKHUKHUN	996606509	PRIMARY SCHOOL	1	YES	Yes	28	7	518	921.20	826 358	1 989	828 347	477 182	504 014	532 297
748	NTBANEING	GREATER SEKHUKHUN	996606507	SECONDARY SCHOOL	1	YES	Yes	8	1	100	921.20	215 198	342	215 540	92 120	97 300	102 760
749	NTLASENG	GREATER SEKHUKHUN	996603102	PRIMARY SCHOOL	1	YES	Yes	8	4	339	921.20	198 842	1 315	200 157	312 287	329 847	348 356
750	NTLIWANE	GREATER SEKHUKHUN	924650603	PRIMARY SCHOOL	1	YES	Yes	16	0	50	921.20	311 606	1 273	312 879	46 060	48 650	51 380

No.	Name of school	District	EMIS number	Primary/Secondary Combined	Quintile	No Fee Status	Section 21 Status	Nrof Educators	Nrof non Educators	Nrof Learners	Allocation per learner 2018	Main Appropriation		Adjusted Appropriation 2017/2018		Revised estimate		Medium-term estimates		
												2017/2018	2018	2018	2019	2020				
751	NTOSHANG	GREATER SEKHUKHUN	924650641	PRIMARY SCHOOL	1	YES	Yes	16	0	263	921.20	439 864	454	440 317	242 276	255 899	270 259			
752	NTSHEBELE	GREATER SEKHUKHUN	924650627	SECONDARY SCHOOL	1	YES	Yes	20	1	592	921.20	261 680	546	262 226	545 350	576 016	608 339			
753	NTSHTSHIMALE	GREATER SEKHUKHUN	924650672	PRIMARY SCHOOL	1	YES	Yes	12	6	194	921.20	344 316	454	344 770	178 713	188 762	199 354			
754	NTSHOENG	GREATER SEKHUKHUN	924651507	PRIMARY SCHOOL	1	YES	Yes	28	1	253	921.20	621 490	546	622 036	233 064	246 169	259 983			
755	NTWAMPE	GREATER SEKHUKHUN	924650429	SECONDARY SCHOOL	1	YES	Yes	9	1	439	921.20	166 132	221	166 353	404 407	427 147	451 116			
756	NYAANE	GREATER SEKHUKHUN	924650436	PRIMARY SCHOOL	1	YES	Yes	16	5	276	921.20	507 886	1 329	509 195	254 251	288 548	283 618			
757	ONANE	GREATER SEKHUKHUN	906650443	PRIMARY SCHOOL	1	YES	Yes	12	3	1228	921.20	416 622	477	417 099	1 131 234	1 194 844	1 261 893			
758	PAAPA	GREATER SEKHUKHUN	924650450	PRIMARY SCHOOL	1	YES	Yes	10	2	215	921.20	214 337	939	215 275	198 058	209 195	220 934			
759	PAEPAE	GREATER SEKHUKHUN	924650474	SECONDARY SCHOOL	1	YES	Yes	15	0	216	921.20	446 750	381	447 141	198 979	210 168	221 962			
760	PAKENG	GREATER SEKHUKHUN	924650488	PRIMARY SCHOOL	1	YES	Yes	7	2	181	921.20	105 016	473	105 489	166 737	176 113	185 996			
761	PAPONG	GREATER SEKHUKHUN	924650504	PRIMARY SCHOOL	1	YES	Yes	9	0	340	921.20	272 870	628	273 498	313 208	330 820	349 384			
762	PATANENG	GREATER SEKHUKHUN	924650528	PRIMARY SCHOOL	1	YES	Yes	2	1	134	921.20	40 457	2 610	43 067	123 441	130 382	137 698			
763	PATANTSHWANA	GREATER SEKHUKHUN	924650535	PRIMARY SCHOOL	1	YES	Yes	7	2	313	921.20	240 160	741	240 902	288 336	304 549	321 639			
764	PEBETSE	GREATER SEKHUKHUN	924650733	PRIMARY SCHOOL	1	YES	Yes	18	0	373	921.20	527 664	1 040	528 704	343 608	362 929	383 295			
765	PELANGWE	GREATER SEKHUKHUN	924650566	PRIMARY SCHOOL	1	YES	Yes	7	1	277	921.20	188 513	695	189 208	255 172	269 921	284 645			
766	PELU	GREATER SEKHUKHUN	996603101	SECONDARY SCHOOL	1	YES	Yes	9	2	154	921.20	212 615	2 545	215 160	141 865	149 842	158 250			
767	PEZUNGA	GREATER SEKHUKHUN	924650757	SECONDARY SCHOOL	1	YES	Yes	17	4	276	921.20	364 114	1 468	365 982	254 251	288 548	283 618			
768	PHAAHLA	GREATER SEKHUKHUN	924650764	SECONDARY SCHOOL	1	YES	Yes	7	3	875	921.20	218 641	880	219 521	806 050	851 375	899 150			
769	PHAFANE	GREATER SEKHUKHUN	924650771	SECONDARY SCHOOL	1	YES	Yes	2	0	754	921.20	42 179	281	42 460	694 985	733 842	774 810			
770	PHAKGAMANG	GREATER SEKHUKHUN	925650340	PRIMARY SCHOOL	1	YES	Yes	29	3	328	921.20	1 020 897	1 890	1 022 787	302 154	319 144	337 053			
771	PHAPHAMANI	GREATER SEKHUKHUN	925650357	PRIMARY SCHOOL	1	YES	Yes	6	4	346	921.20	179 044	1 294	180 338	318 735	336 658	355 550			
772	PHASWANE	GREATER SEKHUKHUN	925650364	PRIMARY SCHOOL	1	YES	Yes	10	2	240	921.20	226 388	410	226 797	221 088	233 520	246 624			
773	PHATLANE	GREATER SEKHUKHUN	925650371	SECONDARY SCHOOL	1	YES	Yes	7	0	47	921.20	153 221	294	153 515	43 236	45 731	48 297			
774	PHEPANE	GREATER SEKHUKHUN	925650388	PRIMARY SCHOOL	1	YES	Yes	10	0	382	921.20	282 339	449	282 789	351 688	371 686	392 543			
775	PHIRIAGAE	GREATER SEKHUKHUN	925650395	SECONDARY SCHOOL	1	YES	Yes	4	4	136	921.20	111 903	611	112 514	125 283	132 328	139 754			
776	PHOGOLE	GREATER SEKHUKHUN	925650401	PRIMARY SCHOOL	1	YES	Yes	9	2	280	921.20	270 288	756	271 044	257 936	272 440	287 728			
777	PHOKANOKA	GREATER SEKHUKHUN	925650418	SECONDARY SCHOOL	1	YES	Yes	12	1	826	921.20	312 467	137	312 603	760 911	803 698	848 798			
778	PHOKO	GREATER SEKHUKHUN	925650449	PRIMARY SCHOOL	1	YES	Yes	10	0	302	921.20	224 666	2 010	226 676	278 202	293 846	310 335			
779	PHOOKO	GREATER SEKHUKHUN	925650456	PRIMARY SCHOOL	1	YES	Yes	7	0	446	921.20	131 701	1 161	132 862	410 855	433 998	458 310			
780	PHORANE	GREATER SEKHUKHUN	925650463	SECONDARY SCHOOL	1	YES	Yes	11	3	127	921.20	211 754	670	212 424	116 992	123 571	130 905			

No.	Name of school	District	EMIS number	Primary/Secondary Combined	Quintile	No Fee Status	Section 21 Status	Nr of Educators	Nr of non Educators	Nr of Learners	Allocation per learner 2018	Main Appropriation		Adjusted Appropriation 2017/2018	Revised estimate	Medium-term estimates	
												2017/2018	2018			2019	2020
781	PHOTO	GREATER SEKHUKHUN	925630470	PRIMARY SCHOOL	1	YES	Yes	30	7	950	921.20	865 955	626	866 881	875 140	924 350	976 220
782	PHUKUBANE	GREATER SEKHUKHUN	925630487	PRIMARY SCHOOL	1	YES	Yes	21	6	74	921.20	622 351	105	622 456	68 169	72 002	76 042
783	PHUTAKWE	GREATER SEKHUKHUN	925630494	SECONDARY SCHOOL	1	YES	Yes	9	7	283	921.20	280 618	126	280 744	260 700	275 359	290 811
784	PHUTI MOGULODI	GREATER SEKHUKHUN	925630524	SECONDARY SCHOOL	1	YES	Yes	12	1	23	921.20	324 518	914	325 431	21 188	22 379	23 635
785	PHUTIKWENA	GREATER SEKHUKHUN	925630500	COMBINED SCHOOL	1	YES	Yes	10	0	1188	921.20	208 311	464	208 775	1 094 366	1 155 924	1 220 789
786	PHUTIKWENA	GREATER SEKHUKHUN	925630517	SECONDARY SCHOOL	1	YES	Yes	2	1	338	921.20	54 230	172	54 402	311 366	328 874	347 329
787	PHUTINARE	GREATER SEKHUKHUN	925630531	SECONDARY SCHOOL	1	YES	Yes	13	0	412	921.20	314 188	382	314 571	379 534	400 876	423 371
788	PHUTITLOU	GREATER SEKHUKHUN	925630548	SECONDARY SCHOOL	1	YES	Yes	7	3	177	921.20	148 056	1 235	149 291	163 062	172 221	181 885
789	PHUTLOTAU	GREATER SEKHUKHUN	925630555	SECONDARY SCHOOL	1	YES	Yes	7	2	666	921.20	215 198	901	216 098	613 519	648 018	684 382
790	PITSANENG	GREATER SEKHUKHUN	925630562	PRIMARY SCHOOL	1	YES	Yes	30	7	171	921.20	791 066	2 476	793 542	157 525	166 383	175 720
791	PITSI	GREATER SEKHUKHUN	925630579	PRIMARY SCHOOL	1	YES	Yes	8	1	224	921.20	231 553	590	232 143	206 349	217 962	230 182
792	PONTI J	GREATER SEKHUKHUN	925630586	SECONDARY SCHOOL	1	YES	Yes	10	2	462	921.20	259 959	582	260 540	425 594	449 526	474 751
793	POO	GREATER SEKHUKHUN	925630593	SECONDARY SCHOOL	1	YES	Yes	14	3	938	921.20	364 114	914	365 028	864 086	912 674	963 889
794	POTOKO	GREATER SEKHUKHUN	925630609	SECONDARY SCHOOL	1	YES	Yes	7	2	463	921.20	123 954	821	124 775	426 516	450 499	475 779
795	PUPUTLE	GREATER SEKHUKHUN	925630616	SECONDARY SCHOOL	1	YES	Yes	20	8	124	921.20	786 762	1 042	787 804	114 229	120 662	127 422
796	RADIMELA	GREATER SEKHUKHUN	925630623	PRIMARY SCHOOL	1	YES	Yes	3	1	278	921.20	80 914	1 079	81 994	256 094	270 494	285 673
797	RAHLAGANE	GREATER SEKHUKHUN	925630630	PRIMARY SCHOOL	1	YES	Yes	17	5	637	921.20	288 385	1 476	289 841	586 804	619 801	654 861
798	RAKEDIWANE	GREATER SEKHUKHUN	925630438	PRIMARY SCHOOL	1	YES	Yes	4	3	216	921.20	28 791	456	29 247	198 979	210 168	221 962
799	RANGAADI	GREATER SEKHUKHUN	925630018	PRIMARY SCHOOL	1	YES	Yes	29	5	243	921.20	976 136	1 382	977 516	223 862	236 439	249 707
800	RAMAGOHU	GREATER SEKHUKHUN	925630025	INTERMEDIATE SCHOOL	1	YES	Yes	12	0	371	921.20	301 277	1 010	302 287	341 765	360 983	381 240
801	RAMANARE-MAGAMPA	GREATER SEKHUKHUN	925630742	PRIMARY SCHOOL	1	YES	Yes	15	2	53	921.20	349 481	1 052	350 533	48 824	51 569	54 463
802	RAMATSETSE	GREATER SEKHUKHUN	925630445	PRIMARY SCHOOL	1	YES	Yes	6	1	442	921.20	118 789	762	119 551	407 170	430 066	454 199
803	RAMATSHAGALALA	GREATER SEKHUKHUN	925630032	SECONDARY SCHOOL	1	YES	Yes	21	4	1132	921.20	535 411	515	535 926	1 042 798	1 101 438	1 163 243
804	RAMMUPUDU	GREATER SEKHUKHUN	925630452	PRIMARY SCHOOL	1	YES	Yes	8	3	544	921.20	141 170	1 413	142 583	501 133	529 312	559 014
805	RAMOKHUTLWANE	GREATER SEKHUKHUN	925630469	COMBINED SCHOOL	1	YES	Yes	8	4	316	921.20	202 286	317	202 603	291 099	307 468	324 722
806	RAMOKO	GREATER SEKHUKHUN	925630476	PRIMARY SCHOOL	1	YES	Yes	15	3	226	921.20	398 546	462	399 008	208 191	219 898	232 238
807	RAMONOKANE	GREATER SEKHUKHUN	925630483	PRIMARY SCHOOL	1	YES	Yes	29	6	560	921.20	819 472	210	819 682	515 672	544 880	575 466
808	RAMOROKO	GREATER SEKHUKHUN	925630490	SECONDARY SCHOOL	1	YES	Yes	15	0	29	921.20	393 381	1 485	394 866	26 715	28 217	29 800
809	RAMPEHLANE	GREATER SEKHUKHUN	925630049	SECONDARY SCHOOL	1	YES	Yes	4	3	462	921.20	129 979	800	130 779	425 594	449 526	474 751
810	RAMPEHLANE MABOEE	GREATER SEKHUKHUN	925630056	PRIMARY SCHOOL	1	YES	Yes	10	2	200	921.20	225 527	439	225 966	184 240	194 600	205 520

No.	Name of school	District	EMIS number	Primary/Secondary Combined	Quintile	No Fee Status	Section 21 Status	Nrof Educators	Nrof non Educators	Nrof Learners	Allocation per learner 2018	2017/2018		Medium-term estimates			
												Main Appropriation	Adjusted Appropriation	Revised estimate	2018	2019	2020
811	RANONG	GREATER SEKHUKHUN	9256/0506	PRIMARY SCHOOL	1	YES	Yes	19	3	187	921.20	561 235	1 235	562 470	172 264	181 951	192 161
812	RANTOBENG	GREATER SEKHUKHUN	9256/1063	SECONDARY SCHOOL	1	YES	Yes	7	1	970	921.20	143 752	825	144 577	893 564	943 610	996 772
813	RASUJI	GREATER SEKHUKHUN	9256/1202	PRIMARY SCHOOL	1	YES	Yes	6	3	357	921.20	216 919	386	217 305	328 868	347 361	366 853
814	RATAMANG	GREATER SEKHUKHUN	9256/0513	SECONDARY SCHOOL	1	YES	Yes	13	3	323	921.20	340 012	792	340 804	297 548	314 279	331 915
815	RATAU	GREATER SEKHUKHUN	9256/0520	PRIMARY SCHOOL	1	YES	Yes	10	3	392	921.20	122 232	800	123 032	361 110	381 416	402 819
816	REBONE	GREATER SEKHUKHUN	9256/0537	SECONDARY SCHOOL	1	YES	Yes	12	3	964	921.20	379 608	575	380 184	888 037	937 972	990 606
817	REGAE	GREATER SEKHUKHUN	9256/1087	PRIMARY SCHOOL	1	YES	Yes	31	2	525	921.20	1 040 695	1 088	1 041 793	483 630	510 825	539 490
818	REKONGNE	GREATER SEKHUKHUN	9246/4040	PRIMARY SCHOOL	1	YES	Yes	14	4	170	921.20	482 042	664	482 706	156 604	165 410	174 682
819	RIBA	GREATER SEKHUKHUN	9246/40279	PRIMARY SCHOOL	1	YES	Yes	10	2	1421	921.20	273 731	395	274 126	1 309 025	1 382 633	1 460 220
820	RITE	GREATER SEKHUKHUN	9246/40316	PRIMARY SCHOOL	1	YES	Yes	7	3	780	921.20	175 601	538	176 139	718 538	758 940	801 528
821	ROOTSEE	GREATER SEKHUKHUN	9246/40330	PRIMARY SCHOOL	1	YES	Yes	18	2	479	921.20	491 511	355	491 866	441 255	466 067	492 220
822	S. M. MKOANA	GREATER SEKHUKHUN	9246/40378	PRIMARY SCHOOL	1	YES	Yes	3	1	296	921.20	37 014	689	37 713	272 675	288 008	304 170
823	SAANGO	GREATER SEKHUKHUN	9246/40583	COMBINED SCHOOL	1	YES	Yes	26	4	891	921.20	505 284	477	505 760	820 789	866 943	915 992
824	SCHOONORD	GREATER SEKHUKHUN	9246/40811	PRIMARY SCHOOL	1	YES	Yes	5	0	320	921.20	167 854	208	168 062	294 784	311 360	328 832
825	SEBASE	GREATER SEKHUKHUN	9246/40873	SECONDARY SCHOOL	1	YES	Yes	6	2	618	921.20	172 158	252	172 410	589 302	601 314	635 057
826	SEBENG	GREATER SEKHUKHUN	9246/40941	PRIMARY SCHOOL	1	YES	Yes	23	1	237	921.20	733 393	403	733 796	218 324	230 001	243 541
827	SEBOPE	GREATER SEKHUKHUN	9246/4074	PRIMARY SCHOOL	1	YES	Yes	9	4	524	921.20	295 251	424	295 675	482 709	509 682	538 462
828	SEBIBENG	GREATER SEKHUKHUN	9246/43216	SECONDARY SCHOOL	1	YES	Yes	13	1	205	921.20	336 569	559	337 127	188 946	199 465	210 658
829	SEDIKWE	GREATER SEKHUKHUN	9246/41104	PRIMARY SCHOOL	1	YES	Yes	11	0	342	921.20	340 873	798	341 671	315 050	332 766	351 439
830	SEETSENG	GREATER SEKHUKHUN	9246/41142	PRIMARY SCHOOL	1	YES	Yes	20	6	144	921.20	782 458	227	782 685	132 663	140 112	147 974
831	SEFOGOLE SEPEKE	GREATER SEKHUKHUN	9246/41258	SECONDARY SCHOOL	1	YES	Yes	16	3	670	921.20	446 750	376	447 126	617 204	651 910	688 492
832	SEFUFULE	GREATER SEKHUKHUN	9246/41265	PRIMARY SCHOOL	1	YES	Yes	4	1	491	921.20	160 968	118	161 085	452 309	477 743	504 552
833	SEGASHIFE	GREATER SEKHUKHUN	9246/41111	SECONDARY SCHOOL	1	YES	Yes	38	3	104	921.20	1 229 208	227	1 229 435	95 805	101 192	106 870
834	SEGOLOLA	GREATER SEKHUKHUN	9243/20468	SECONDARY SCHOOL	1	YES	Yes	16	4	482	921.20	620 630	395	621 024	444 018	468 986	495 303
835	SEHLAKU	GREATER SEKHUKHUN	9246/43233	SECONDARY SCHOOL	1	YES	Yes	12	3	1634	921.20	424 389	338	424 708	1 505 241	1 589 882	1 679 098
836	SEHLOI	GREATER SEKHUKHUN	9246/41791	PRIMARY SCHOOL	1	YES	Yes	12	0	192	921.20	268 566	242	268 806	176 870	186 816	197 239
837	SEADIPUDI	GREATER SEKHUKHUN	9246/41913	PRIMARY SCHOOL	1	YES	Yes	21	2	168	921.20	723 924	972	724 897	154 762	163 464	172 637
838	SEKABATE	GREATER SEKHUKHUN	9246/41944	PRIMARY SCHOOL	1	YES	Yes	11	2	854	921.20	265 123	502	265 625	786 705	830 942	877 570
839	SEKAKATE	GREATER SEKHUKHUN	9246/43414	PRIMARY SCHOOL	1	YES	Yes	16	4	934	921.20	416 622	735	417 357	860 401	908 782	959 778
840	SEKALE	GREATER SEKHUKHUN	9246/42145	PRIMARY SCHOOL	1	YES	Yes	7	0	305	921.20	216 058	336	216 394	280 966	296 765	313 418

No.	Name of school	District	EMIS number	Primary/Secondary Combined	Quintile	No Fee Status	Section 21 Status	Nr of Educators	Nr of non Educators	Nr of Learners	Allocation per learner 2018	Main Appropriation		Revised estimate	Medium-term estimates		
												2017/2018	2018		2019	2020	
841	SEKIBDI	GREATER SEKHUKHUN	924642237	PRIMARY SCHOOL	1	YES	Yes	13	3	166	921.20	406 293	762	407 055	152 919	161 518	170 582
842	SEKWATI	GREATER SEKHUKHUN	924642244	PRIMARY SCHOOL	1	YES	Yes	11	1	214	921.20	225 527	218	225 745	197 137	208 222	219 906
843	SEKWENA	GREATER SEKHUKHUN	924643421	PRIMARY SCHOOL	1	YES	Yes	11	2	58	921.20	266 643	105	286 748	53 430	56 434	59 601
844	SELALA	GREATER SEKHUKHUN	924642756	PRIMARY SCHOOL	1	YES	Yes	5	1	700	921.20	122 232	1 302	123 534	644 840	681 100	719 320
845	SELATOLE	GREATER SEKHUKHUN	924642770	SECONDARY SCHOOL	1	YES	Yes	22	3	429	921.20	562 096	437	562 633	395 195	417 417	440 840
846	SELEBALO	GREATER SEKHUKHUN	924642879	SECONDARY SCHOOL	1	YES	Yes	10	3	224	921.20	409 736	445	410 181	206 349	217 952	230 182
847	SELEPE	GREATER SEKHUKHUN	924642909	PRIMARY SCHOOL	1	YES	Yes	4	1	293	921.20	110 181	298	110 479	269 912	285 089	301 087
848	SEMASHEGO	GREATER SEKHUKHUN	924642961	PRIMARY SCHOOL	1	YES	Yes	18	3	748	921.20	436 421	353	436 773	689 059	727 804	788 645
849	SEMORERI	GREATER SEKHUKHUN	924642985	SECONDARY SCHOOL	1	YES	Yes	50	9	144	921.20	1 415 139	708	1 415 846	132 653	140 112	147 974
850	SENGANGE	GREATER SEKHUKHUN	924643049	SECONDARY SCHOOL	1	YES	Yes	6	3	396	921.20	158 385	401	158 786	364 795	385 308	406 930
851	SEOKE	GREATER SEKHUKHUN	924643070	PRIMARY SCHOOL	1	YES	Yes	6	2	653	921.20	146 334	521	146 855	601 544	635 969	671 023
852	SEOKGOME	GREATER SEKHUKHUN	924640521	SECONDARY SCHOOL	1	YES	Yes	21	1	295	921.20	712 734	515	713 249	271 754	287 035	303 142
853	SEPO	GREATER SEKHUKHUN	924640736	SECONDARY SCHOOL	1	YES	Yes	22	1	293	921.20	779 015	162	779 177	269 912	285 089	301 087
854	SEPHU MOLEKE	GREATER SEKHUKHUN	924640781	SECONDARY SCHOOL	1	YES	Yes	9	2	558	921.20	264 263	206	264 468	514 030	542 934	573 401
855	SEFAGENG	GREATER SEKHUKHUN	924641036	PRIMARY SCHOOL	1	YES	Yes	8	3	34	921.20	150 638	137	150 775	31 321	33 082	34 938
856	SERAKI	GREATER SEKHUKHUN	924641128	SECONDARY SCHOOL	1	YES	Yes	5	2	245	921.20	197 982	168	198 150	225 694	238 365	251 762
857	SEROKA	GREATER SEKHUKHUN	924641289	PRIMARY SCHOOL	1	YES	Yes	2	1	641	921.20	42 179	760	42 839	590 489	623 693	658 692
858	SEROKOLOANA	GREATER SEKHUKHUN	924641388	PRIMARY SCHOOL	1	YES	Yes	20	0	786	921.20	592 224	907	593 131	724 063	764 778	807 694
859	SETLAMORAGO	GREATER SEKHUKHUN	924641494	PRIMARY SCHOOL	1	YES	Yes	13	3	140	921.20	395 103	216	395 319	128 968	136 220	143 864
860	SETLOPONG	GREATER SEKHUKHUN	924643124	PRIMARY SCHOOL	1	YES	Yes	8	1	509	921.20	204 868	433	205 301	468 891	495 257	523 048
861	SHAI	GREATER SEKHUKHUN	925641708	PRIMARY SCHOOL	1	YES	Yes	7	0	226	921.20	242 743	733	243 476	208 191	219 888	232 238
862	SHAKUNG	GREATER SEKHUKHUN	924641753	SECONDARY SCHOOL	1	YES	Yes	16	5	103	921.20	611 161	559	611 720	94 884	100 219	105 843
863	SHOPIANE	GREATER SEKHUKHUN	925643186	PRIMARY SCHOOL	1	YES	Yes	5	0	1389	921.20	143 752	389	144 151	1 279 547	1 351 497	1 427 336
864	SHORWANE	GREATER SEKHUKHUN	924641846	SECONDARY SCHOOL	1	YES	Yes	15	0	335	921.20	380 469	271	380 740	308 602	325 955	344 246
865	SHUSHU	GREATER SEKHUKHUN	924642206	PRIMARY SCHOOL	1	YES	Yes	15	1	209	921.20	568 982	124	569 106	192 531	203 357	214 768
866	SINDLE	GREATER SEKHUKHUN	924642329	PRIMARY SCHOOL	1	YES	Yes	11	1	1316	921.20	268 566	832	269 398	1 212 299	1 280 468	1 352 322
867	SISABONGA	GREATER SEKHUKHUN	924642411	PRIMARY SCHOOL	1	YES	Yes	12	2	668	921.20	265 984	494	266 478	615 362	649 964	686 437
868	SIZANI	GREATER SEKHUKHUN	924643315	COMBINED SCHOOL	1	YES	Yes	17	3	166	921.20	501 841	762	502 603	152 919	161 518	170 562
869	SLOVOPARK	GREATER SEKHUKHUN	924642572	PRIMARY SCHOOL	1	YES	Yes	2	0	649	921.20	29 267	2 085	31 352	597 659	631 477	666 912
870	SOGANE	GREATER SEKHUKHUN	924642763	SECONDARY SCHOOL	1	YES	Yes	10	0	621	921.20	180 766	1 649	182 414	572 065	604 233	638 140

No.	Name of school	District	EMIS number	Primary/Secondary Combined	Quintile	No Fee Status	Section 21 Status	Nr of Educators	Nr of non Educators	Nr of Learners	Allocation per learner 2018	Main Appropriation		Adjusted Appropriation 2017/2018	Revised estimate	Medium-term estimates		
												2018	2019			2018	2019	2020
871	SOKALI	GREATER SEKHUKHUN	925620190	PRIMARY SCHOOL	1	YES	Yes	14	0	196	921.20	553.488	326	553.813	180.955	190.708	201.410	
872	SOMAKATA	GREATER SEKHUKHUN	925620343	PRIMARY SCHOOL	1	YES	Yes	20	6	324	921.20	665.391	699	666.080	298.469	315.252	332.942	
873	STRYDKRAAL	GREATER SEKHUKHUN	925620473	PRIMARY SCHOOL	1	YES	Yes	3	1	253	921.20	37.014	59	37.073	233.064	246.169	259.983	
874	SWIKE	GREATER SEKHUKHUN	925620534	PRIMARY SCHOOL	1	YES	Yes	4	2	129	921.20	116.207	99	116.305	118.835	125.517	132.960	
875	TAGANE	GREATER SEKHUKHUN	925620565	PRIMARY SCHOOL	1	YES	Yes	12	3	619	921.20	436.421	124	436.544	570.223	602.287	636.084	
876	TANTANYANE	GREATER SEKHUKHUN	925620619	PRIMARY SCHOOL	1	YES	Yes	7	2	111	921.20	204.007	586	204.993	102.253	108.003	114.064	
877	TAUNG	GREATER SEKHUKHUN	925620756	SECONDARY SCHOOL	1	YES	Yes	7	1	356	921.20	101.573	727	102.300	327.947	346.988	365.826	
878	TEKANANG	GREATER SEKHUKHUN	925620770	SECONDARY SCHOOL	1	YES	Yes	28	4	389	921.20	1.155.180	498	1.155.678	388.347	378.497	399.736	
879	TELEKI	GREATER SEKHUKHUN	925621315	PRIMARY SCHOOL	1	YES	Yes	16	0	39	921.20	298.694	666	299.360	35.927	37.947	40.076	
880	TEME	GREATER SEKHUKHUN	925620916	PRIMARY SCHOOL	1	YES	Yes	7	2	363	921.20	170.436	231	170.667	334.396	353.199	373.019	
881	TENYANE	GREATER SEKHUKHUN	925620930	SECONDARY SCHOOL	1	YES	Yes	32	7	331	921.20	1.070.823	464	1.071.287	304.917	322.063	340.136	
882	THABADIPHIRI	GREATER SEKHUKHUN	925621056	PRIMARY SCHOOL	1	YES	Yes	11	5	71	921.20	620.630	231	620.861	65.405	69.083	72.960	
883	THABAMPHE	GREATER SEKHUKHUN	925621070	PRIMARY SCHOOL	1	YES	Yes	2	0	474	921.20	133.422	428	133.851	436.649	461.202	487.082	
884	THABANAPITSI	GREATER SEKHUKHUN	925621124	PRIMARY SCHOOL	1	YES	Yes	18	2	207	921.20	564.678	1.294	565.972	190.888	201.411	212.713	
885	THABANASWANA	GREATER SEKHUKHUN	925621162	PRIMARY SCHOOL	1	YES	Yes	15	3	419	921.20	477.738	1.426	479.164	385.983	407.887	430.664	
886	THABANE	GREATER SEKHUKHUN	925660037	PRIMARY SCHOOL	1	YES	Yes	11	2	667	921.20	191.095	334	191.429	614.440	648.991	685.409	
887	THABONG	GREATER SEKHUKHUN	925661573	PRIMARY SCHOOL	1	YES	Yes	11	2	1091	921.20	296.112	214	296.326	1.005.029	1.061.543	1.121.112	
888	THAKGUDI	GREATER SEKHUKHUN	925660327	SECONDARY SCHOOL	1	YES	Yes	8	3	274	921.20	234.996	487	235.483	252.409	266.602	281.562	
889	THELANE	GREATER SEKHUKHUN	925660341	SECONDARY SCHOOL	1	YES	Yes	5	2	789	921.20	116.207	536	116.742	726.827	767.887	810.776	
890	THETE	GREATER SEKHUKHUN	925660419	SECONDARY SCHOOL	1	YES	Yes	21	6	102	921.20	541.437	486	541.833	93.962	99.246	104.815	
891	THIBEDI	GREATER SEKHUKHUN	924661542	PRIMARY SCHOOL	1	YES	Yes	2	0	382	921.20	87.801	90	87.891	351.898	371.686	382.543	
892	THINGWA	GREATER SEKHUKHUN	925660495	PRIMARY SCHOOL	1	YES	Yes	19	2	140	921.20	383.912	1.285	385.198	128.968	136.220	143.864	
893	THOBELALE	GREATER SEKHUKHUN	925660518	PRIMARY SCHOOL	1	YES	Yes	20	3	121	921.20	379.608	235	379.844	111.465	117.733	124.340	
894	THOBELA	GREATER SEKHUKHUN	925660563	PRIMARY SCHOOL	1	YES	Yes	2	1	1206	921.20	35.292	718	36.011	1.110.967	1.173.438	1.239.286	
895	THOKE	GREATER SEKHUKHUN	925660594	PRIMARY SCHOOL	1	YES	Yes	5	0	68	921.20	37.014	1.277	38.291	62.642	66.164	69.877	
896	THOKWANE	GREATER SEKHUKHUN	925661723	PRIMARY SCHOOL	1	YES	Yes	10	3	620	921.20	313.328	183	313.510	571.144	603.260	637.112	
897	THOLONG	GREATER SEKHUKHUN	925660785	PRIMARY SCHOOL	1	YES	Yes	13	1	228	921.20	306.441	1.516	307.957	210.034	221.844	234.293	
898	THOROMIET SANE	GREATER SEKHUKHUN	925660792	PRIMARY SCHOOL	1	YES	Yes	2	2	251	921.20	53.369	336	53.705	231.221	244.223	257.928	
899	THOTO	GREATER SEKHUKHUN	925660808	PRIMARY SCHOOL	1	YES	Yes	14	3	455	921.20	414.901	1.651	416.551	419.146	442.715	467.558	
900	THULARE	GREATER SEKHUKHUN	925660853	PRIMARY SCHOOL	1	YES	Yes	6	2	703	921.20	177.323	752	178.075	647.604	684.019	722.403	

No.	Name of school	District	EMS number	Primary Secondary Combined	Quintile	No Fee Status	Section 21 Status	Nr of Educators	Nr of non Educators	Nr of Learners	Allocation per learner 2018	Main Appropriation	Adjusted Appropriation 2017/2018	Revised estimate	Medium-term estimates		
															2018	2019	2020
901	THULIWAKWA	GREATER SEKHUKHUN	925660204	PRIMARY SCHOOL	1	YES	Yes	9	2	173	921.20	343 455	2 113	345 568	159 368	168 329	177 775
902	TIBAMOSIHO	GREATER SEKHUKHUN	925660945	PRIMARY SCHOOL	1	YES	Yes	18	6	1130	921.20	533 690	1 071	534 761	1 040 956	1 099 490	1 161 188
903	TIITSANE	GREATER SEKHUKHUN	925661399	PRIMARY SCHOOL	1	YES	Yes	23	5	250	921.20	887 474	447	887 922	230 300	243 250	256 900
904	TISANA	GREATER SEKHUKHUN	925661696	PRIMARY SCHOOL	1	YES	Yes	16	2	335	921.20	278 896	44	278 940	308 602	325 955	344 246
905	TLAKALE NCHABELENG	GREATER SEKHUKHUN	925661122	PRIMARY SCHOOL	1	YES	Yes	28	4	539	921.20	769 546	479	770 025	496 527	524 447	553 876
906	TLHAKANANG	GREATER SEKHUKHUN	925661139	SECONDARY SCHOOL	1	YES	Yes	3	0	505	921.20	91 244	989	92 233	465 206	491 365	518 938
907	TLOU NARE	GREATER SEKHUKHUN	925661160	SECONDARY SCHOOL	1	YES	Yes	11	4	513	921.20	299 555	1 371	300 926	472 576	499 149	527 159
908	TLOUPHUTI	GREATER SEKHUKHUN	925661177	SECONDARY SCHOOL	1	YES	Yes	5	2	388	921.20	116 207	504	116 711	357 426	377 524	388 709
909	TSATANE	GREATER SEKHUKHUN	925661245	PRIMARY SCHOOL	1	YES	Yes	5	3	374	921.20	105 016	86	105 102	344 529	363 902	384 322
910	TSEKE	GREATER SEKHUKHUN	925661262	PRIMARY SCHOOL	1	YES	Yes	26	3	312	921.20	1 039 834	567	1 040 401	287 414	303 576	320 611
911	TSEKIMARISHANE	GREATER SEKHUKHUN	925661313	SECONDARY SCHOOL	1	YES	Yes	3	2	176	921.20	61 977	1 483	63 459	162 131	171 248	180 858
912	TSHABADIETLA	GREATER SEKHUKHUN	925661337	SECONDARY SCHOOL	1	YES	Yes	18	4	599	921.20	564 678	771	565 449	551 799	582 827	615 532
913	TSHABELANG DINOKO	GREATER SEKHUKHUN	925630715	SECONDARY SCHOOL	1	YES	Yes	9	0	518	921.20	193 678	659	194 337	477 182	504 014	532 297
914	TSEHEE	GREATER SEKHUKHUN	925630722	SECONDARY SCHOOL	1	YES	Yes	9	2	186	921.20	205 729	638	206 367	171 343	180 978	191 134
915	TSHEHLWANENG	GREATER SEKHUKHUN	925630739	SECONDARY SCHOOL	1	YES	Yes	14	3	935	921.20	408 014	695	408 710	861 322	909 755	960 806
916	TSHILO	GREATER SEKHUKHUN	925630746	SECONDARY SCHOOL	1	YES	Yes	17	6	151	921.20	571 565	1 174	572 738	139 101	146 923	155 168
917	TSHWAANE	GREATER SEKHUKHUN	925630753	PRIMARY SCHOOL	1	YES	Yes	5	2	203	921.20	148 056	563	148 619	187 004	197 519	208 603
918	TSHWEELE	GREATER SEKHUKHUN	925630760	PRIMARY SCHOOL	1	YES	Yes	21	11	173	921.20	1 001 960	611	1 002 571	159 368	168 329	177 775
919	TSOATAGO	GREATER SEKHUKHUN	925630777	PRIMARY SCHOOL	1	YES	Yes	8	4	250	921.20	248 788	533	249 302	230 300	243 250	256 900
920	TSWAKO	GREATER SEKHUKHUN	925630784	PRIMARY SCHOOL	1	YES	Yes	10	2	712	921.20	296 112	477	296 888	655 894	692 776	731 651
921	TSWELOPELE	GREATER SEKHUKHUN	925630791	PRIMARY SCHOOL	1	YES	Yes	14	1	768	921.20	445 028	361	445 390	707 482	747 264	789 197
922	TSWENYANE	GREATER SEKHUKHUN	925630814	PRIMARY SCHOOL	1	YES	Yes	14	3	165	921.20	430 395	298	430 693	151 998	160 945	169 554
923	TSWERENG	GREATER SEKHUKHUN	925630807	PRIMARY SCHOOL	1	YES	Yes	23	1	217	921.20	517 335	281	517 616	199 900	211 141	222 989
924	TSWETLANE	GREATER SEKHUKHUN	925630821	PRIMARY SCHOOL	1	YES	Yes	14	0	258	921.20	342 594	939	343 533	237 670	251 034	265 121
925	TUBATSE	GREATER SEKHUKHUN	925630838	PRIMARY SCHOOL	1	YES	Yes	11	4	269	921.20	293 529	187	293 716	247 803	261 737	276 424
926	TUMISHI	GREATER SEKHUKHUN	925630845	PRIMARY SCHOOL	1	YES	Yes	11	4	590	921.20	278 896	1 088	279 994	543 508	574 070	606 284
927	ZAMA ZAMA	GREATER SEKHUKHUN	925630852	SECONDARY SCHOOL	1	YES	Yes	6	3	675	921.20	301 277	452	301 728	621 810	656 775	683 630
928	ZAMOKUHLE	GREATER SEKHUKHUN	925630869	SECONDARY SCHOOL	1	YES	Yes	19	5	411	921.20	503 562	208	503 770	378 613	399 903	422 344
929	ZENZELENI	GREATER SEKHUKHUN	925630876	SECONDARY SCHOOL	1	YES	Yes	14	3	132	921.20	437 281	424	437 706	121 599	128 438	135 643
930	ABEL	MOPANI	925630883	SECONDARY SCHOOL	1	YES	Yes	9	2	312	921.20	197 992	344	198 326	287 414	303 576	320 611

No.	Name of school	District	EMIS number	Primary/Secondary Combined	Quintile	No Fee Status	Section 21 Status	Nr of Educators	Nr of non Educators	Nr of Learners	Allocation per learner 2018	2017/2018		Medium-term estimates			
												Main Appropriation	Adjusted Appropriation	Revised estimate	2018	2019	2020
931	ALBERT WABE	MOPANI	926530880	PRIMARY SCHOOL	1	YES	Yes	42	8	455	921.20	924 488	378	924 866	419 146	442 715	467 558
932	ANDERSON	MOPANI	926530906	PRIMARY SCHOOL	1	YES	Yes	7	2	535	921.20	123 954	355	124 309	492 842	520 555	549 766
933	APPEL	MOPANI	926530913	INTERMEDIATE SCHOOL	1	YES	Yes	6	0	102	921.20	175 601	466	176 067	93 962	99 246	104 815
934	BABANGU	MOPANI	926530937	PRIMARY SCHOOL	1	YES	Yes	6	1	395	921.20	156 664	340	157 004	363 874	384 335	405 902
935	BALENI	MOPANI	926530944	PRIMARY SCHOOL	1	YES	Yes	7	2	442	921.20	198 842	281	199 124	407 170	430 066	454 199
936	BAMBENI	MOPANI	926530951	SECONDARY SCHOOL	1	YES	Yes	16	4	271	921.20	562 957	985	563 942	249 645	263 883	278 480
937	BARANUKA	MOPANI	926530968	SECONDARY SCHOOL	1	YES	Yes	24	0	1482	921.20	664 530	483	665 013	1 365 218	1 441 986	1 522 903
938	BOKE	MOPANI	926530975	SECONDARY SCHOOL	1	YES	Yes	5	0	548	921.20	144 613	208	144 821	504 818	533 204	563 125
939	BOLOBEDU	MOPANI	924651316	PRIMARY SCHOOL	1	YES	Yes	7	4	457	921.20	187 652	844	188 496	420 988	444 661	469 613
940	BOLOTSIM	MOPANI	924651286	SECONDARY SCHOOL	1	YES	Yes	7	3	140	921.20	233 274	800	234 074	128 968	136 220	143 864
941	BORELETSANE	MOPANI	924651330	PRIMARY SCHOOL	1	YES	Yes	8	1	406	921.20	219 501	401	219 903	374 007	395 038	417 206
942	BOTLUDI	MOPANI	924651247	PRIMARY SCHOOL	1	YES	Yes	18	1	372	921.20	519 917	689	520 606	342 686	361 956	382 267
943	BUTSHIVANA	MOPANI	924651491	PRIMARY SCHOOL	1	YES	Yes	24	1	484	921.20	595 667	317	595 984	445 861	470 922	497 358
944	BYUMA	MOPANI	924651231	PRIMARY SCHOOL	1	YES	Yes	13	0	330	921.20	324 518	428	324 946	303 996	321 090	339 108
945	CHAMANUDU	MOPANI	924651354	SECONDARY SCHOOL	1	YES	Yes	4	0	436	921.20	133 422	2 394	135 816	401 643	424 228	448 034
946	CHAMETI	MOPANI	924650092	SECONDARY SCHOOL	1	YES	Yes	24	3	224	921.20	720 481	582	721 063	206 349	217 952	230 182
947	CHARLIE RHANGANI	MOPANI	924651361	PRIMARY SCHOOL	1	YES	Yes	12	4	737	921.20	296 112	1 019	297 130	678 924	717 101	757 341
948	CHUCHEKANI	MOPANI	924651378	PRIMARY SCHOOL	1	YES	Yes	12	2	1098	921.20	401 128	210	401 338	1 011 478	1 068 354	1 128 305
949	CRAIGHEAD	MOPANI	924650207	PRIMARY SCHOOL	1	YES	Yes	15	1	264	921.20	445 889	1 237	447 126	243 197	256 872	271 286
950	DIPONE	MOPANI	924651422	SECONDARY SCHOOL	1	YES	Yes	4	2	265	921.20	38 736	1 090	39 825	244 118	257 845	272 314
951	DRIEHOEK	MOPANI	924651385	PRIMARY SCHOOL	1	YES	Yes	12	5	263	921.20	335 708	90	335 798	242 276	255 889	270 259
952	DULANG	MOPANI	924651439	PRIMARY SCHOOL	1	YES	Yes	12	3	270	921.20	370 140	890	371 030	248 724	262 710	277 452
953	DUMAZI	MOPANI	924651283	SECONDARY SCHOOL	1	YES	Yes	12	0	567	921.20	244 464	691	245 155	522 320	551 691	582 649
954	DUMELA	MOPANI	924651279	SECONDARY SCHOOL	1	YES	Yes	41	1	584	921.20	1 225 626	1 037	1 227 663	537 981	568 232	600 118
955	DZUMERI	MOPANI	924651446	PRIMARY SCHOOL	1	YES	Yes	24	2	772	921.20	471 713	2 056	473 769	711 166	751 156	783 307
956	FAMANDIHA	MOPANI	924651545	SECONDARY SCHOOL	1	YES	Yes	12	6	704	921.20	367 557	683	368 250	648 525	684 922	723 430
957	FAVASI	MOPANI	924651262	PRIMARY SCHOOL	1	YES	Yes	13	0	804	921.20	195 399	1 926	197 325	740 645	782 292	826 190
958	FAZA	MOPANI	924650342	PRIMARY SCHOOL	1	YES	Yes	12	5	535	921.20	350 342	2 829	353 170	482 842	520 555	549 766
959	FEMIANE	MOPANI	924650559	PRIMARY SCHOOL	1	YES	Yes	13	3	443	921.20	320 214	420	320 634	408 092	431 039	455 227
960	FOFOZA	MOPANI	924651477	PRIMARY SCHOOL	1	YES	Yes	13	6	792	921.20	419 205	1 806	421 011	729 590	770 616	813 859

No.	Name of school	District	EMIS number	Primary/Secondary Combined	Quintile	No Fee Status	Section 21 Status	Nr of Educators	Nr of non Educators	Nr of Learners	Allocation per learner 2018	Main Appropriation		Adjusted Appropriation 2017/2018	Revised estimate	Medium-term estimates	
												2018	2019			2018	2019
961	FUYATHA	MOPANI	924640033	PRIMARY SCHOOL	1	YES	Yes	8	4	425	921.20	260 819	296	261 115	391 510	413 525	436 730
962	GAWULA	MOPANI	924640118	SECONDARY SCHOOL	1	YES	Yes	17	3	375	921.20	368 418	462	368 880	345 450	364 075	385 350
963	GIDELA	MOPANI	924640156	SECONDARY SCHOOL	1	YES	Yes	9	5	364	921.20	179 905	653	180 558	335 317	354 172	374 046
964	GVA-MAHLATHI	MOPANI	924640422	SECONDARY SCHOOL	1	YES	Yes	20	7	340	921.20	651 618	1 224	652 842	313 208	330 820	349 384
965	GLENSHIEL	MOPANI	924640460	PRIMARY SCHOOL	1	YES	Yes	28	2	82	921.20	943 426	323	943 749	75 538	79 786	84 263
966	GOVANI	MOPANI	924640712	PRIMARY SCHOOL	1	YES	Yes	8	3	183	921.20	216 919	141	217 060	1 274 020	1 345 659	1 421 171
967	GWAMBEINI	MOPANI	924643855	SECONDARY SCHOOL	1	YES	Yes	12	4	635	921.20	232 413	174	232 588	584 962	617 855	652 526
968	HAAKA	MOPANI	924640774	PRIMARY SCHOOL	1	YES	Yes	8	2	401	921.20	225 527	145	225 672	369 401	390 173	412 068
969	HANYANYANI	MOPANI	924640880	PRIMARY SCHOOL	1	YES	Yes	9	3	746	921.20	216 919	344	217 263	687 215	725 668	766 590
970	HASANI MININGINISI	MOPANI	924640887	SECONDARY SCHOOL	1	YES	Yes	23	6	566	921.20	508 727	1 800	510 527	521 399	550 718	581 622
971	HATLANI INUYEYE	MOPANI	924641227	SECONDARY SCHOOL	1	YES	Yes	23	2	455	921.20	537 133	2 543	539 676	419 146	442 715	467 558
972	HAWUKA	MOPANI	924641364	SECONDARY SCHOOL	1	YES	Yes	23	5	396	921.20	633 541	550	634 092	364 795	385 308	406 930
973	HINKHESILE	MOPANI	924641432	SECONDARY SCHOOL	1	YES	Yes	28	1	405	921.20	537 133	183	537 316	373 086	394 065	416 178
974	HLAKHETO	MOPANI	924641463	PRIMARY SCHOOL	1	YES	Yes	18	6	542	921.20	636 985	645	637 629	499 200	527 366	556 959
975	HLANEKI	MOPANI	924641555	PRIMARY SCHOOL	1	YES	Yes	14	4	815	921.20	432 117	265	432 381	750 778	792 995	837 494
976	HLOMELA	MOPANI	924641678	SECONDARY SCHOOL	1	YES	Yes	11	5	138	921.20	368 418	460	368 878	127 126	134 274	141 809
977	HONOKA	MOPANI	924641777	COMBINED SCHOOL	1	YES	Yes	19	5	472	921.20	629 237	716	629 954	434 806	459 256	485 027
978	JAMELA	MOPANI	924641906	PRIMARY SCHOOL	1	YES	Yes	16	2	704	921.20	389 077	357	389 434	648 525	684 992	723 430
979	JIM RHANGANI	MOPANI	924641937	SECONDARY SCHOOL	1	YES	Yes	12	4	229	921.20	330 543	216	330 760	210 955	222 817	235 320
980	KATEKANI	MOPANI	924642121	PRIMARY SCHOOL	1	YES	Yes	16	3	467	921.20	321 935	811	322 746	430 200	454 391	479 889
981	KAYANENE	MOPANI	924642251	PRIMARY SCHOOL	1	YES	Yes	14	3	264	921.20	319 353	410	319 763	243 197	256 872	271 286
982	KELEKESE	MOPANI	924642312	SECONDARY SCHOOL	1	YES	Yes	2	1	414	921.20	72 306	517	72 823	381 377	402 822	425 426
983	KGQBAKANANE	MOPANI	924642480	PRIMARY SCHOOL	1	YES	Yes	30	3	246	921.20	1 150 876	273	1 151 149	226 615	239 958	252 790
984	KGOLAKALEME	MOPANI	924642671	SECONDARY SCHOOL	1	YES	Yes	2	1	615	921.20	42 179	634	42 813	566 538	598 395	631 974
985	KGOPONG	MOPANI	924642862	PRIMARY SCHOOL	1	YES	Yes	22	5	485	921.20	562 096	1 027	563 123	446 782	471 905	488 386
986	KGWANA	MOPANI	996605501	SECONDARY SCHOOL	1	YES	Yes	3	0	815	921.20	30 988	882	31 870	750 778	792 995	837 494
987	KHAKHALA	MOPANI	924642978	PRIMARY SCHOOL	1	YES	Yes	11	2	448	921.20	334 847	536	335 383	412 688	435 904	460 365
988	KHATHOLA	MOPANI	925610094	SECONDARY SCHOOL	1	YES	Yes	20	6	196	921.20	630 098	1 105	631 203	180 555	190 708	201 410
989	KHEALE	MOPANI	925610100	SECONDARY SCHOOL	1	YES	Yes	21	1	249	921.20	552 627	729	553 356	229 379	242 277	255 872
990	KHEKHUTINI	MOPANI	925610322	PRIMARY SCHOOL	1	YES	Yes	18	5	538	921.20	432 117	1 042	433 158	495 806	523 474	552 849

No.	Name of school	District	EMIS number	Primary/ Secondary Combined	Quintile	No Fee Status	Section 21 Status	Nr of Educators	Nr of non Educators	Nr of Learners	Allocation per learner 2018	Main Appropriation		Adjusted Appropriation 2017/2018		Revised estimate		Medium-term estimates	
												2018	2019	2018	2019	2018	2019	2018	2019
991	KHEODI	MOPANI	925610346	SECONDARY SCHOOL	1	YES	Yes	18	3	511	92120	359 810	252	360 062	470 733	497 203	525 104		
992	KHEOPENI	MOPANI	924610353	PRIMARY SCHOOL	1	YES	Yes	12	0	171	92120	282 339	321	282 660	157 525	166 383	175 720		
993	KHESETHWANE	MOPANI	924610124	SECONDARY SCHOOL	1	YES	Yes	15	5	743	92120	482 042	214	482 257	684 452	722 939	763 507		
994	KHETHAPOYE	MOPANI	918610360	PRIMARY SCHOOL	1	YES	Yes	22	0	185	92120	704 126	1 239	705 365	170 422	180 005	190 106		
995	KHETO NXUMAYO AGRICULTURAL	MOPANI	924610131	SECONDARY SCHOOL	1	YES	Yes	6	2	429	92120	127 397	578	127 974	385 195	417 417	440 840		
996	KHEYI	MOPANI	924610377	PRIMARY SCHOOL	1	YES	Yes	16	5	355	92120	388 938	689	390 627	327 026	345 415	364 798		
997	KHOMANI MBHALATI	MOPANI	925610148	SECONDARY SCHOOL	1	YES	Yes	20	7	279	92120	557 792	344	558 136	257 015	271 467	286 700		
998	KHUBUDI	MOPANI	925610162	SECONDARY SCHOOL	1	YES	Yes	12	3	307	92120	238 300	1 056	240 356	282 808	298 711	315 473		
999	KILETSA	MOPANI	925610384	PRIMARY SCHOOL	1	YES	Yes	15	2	439	92120	397 685	155	397 840	404 407	427 147	451 116		
1000	KOBANAME	MOPANI	924610339	PRIMARY SCHOOL	1	YES	Yes	9	0	502	92120	225 527	460	225 987	482 442	488 446	515 895		
1001	KOLOBETONA	MOPANI	924610391	SECONDARY SCHOOL	1	YES	Yes	16	4	312	92120	401 040	565	401 605	287 414	303 576	320 611		
1002	KOPANANG	MOPANI	925610407	PRIMARY SCHOOL	1	YES	Yes	8	1	246	92120	232 326	260	232 586	226 615	239 358	252 790		
1003	KUBUNE	MOPANI	925610414	PRIMARY SCHOOL	1	YES	Yes	21	7	484	92120	588 971	1 170	588 141	445 861	470 932	497 388		
1004	KULANI	MOPANI	925610421	PRIMARY SCHOOL	1	YES	Yes	13	2	515	92120	473 347	691	474 038	474 418	501 095	529 214		
1005	KUTSAKENI	MOPANI	924660082	PRIMARY SCHOOL	1	YES	Yes	34	8	453	92120	803 029	2 342	805 371	417 304	440 769	465 503		
1006	LANGUTELANI	MOPANI	925661712	PRIMARY SCHOOL	1	YES	Yes	11	5	284	92120	398 736	376	397 112	261 621	276 332	291 838		
1007	LEBANKA	MOPANI	925660211	PRIMARY SCHOOL	1	YES	Yes	7	2	1020	92120	184 982	1 642	186 624	939 624	982 460	1 048 152		
1008	LEBOWAGANYANE	MOPANI	925660372	PRIMARY SCHOOL	1	YES	Yes	16	3	475	92120	315 822	1 149	316 971	437 570	462 175	488 110		
1009	LEHLABA	MOPANI	966660202	PRIMARY SCHOOL	1	YES	Yes	17	5	114	92120	501 753	714	502 467	105 017	110 922	117 146		
1010	LEKANE	MOPANI	921661412	PRIMARY SCHOOL	1	YES	Yes	22	4	402	92120	566 312	1 000	567 312	370 322	391 146	413 095		
1011	LEKGOLO - 2	MOPANI	924661429	PRIMARY SCHOOL	1	YES	Yes	5	0	546	92120	180 678	697	181 375	502 975	531 258	561 070		
1012	LEKGWARENG	MOPANI	924661641	PRIMARY SCHOOL	1	YES	Yes	30	7	393	92120	691 987	1 086	693 073	362 032	382 389	403 847		
1013	LEKUKELA	MOPANI	925660877	PRIMARY SCHOOL	1	YES	Yes	8	0	99	92120	218 553	754	219 307	91 199	96 327	101 732		
1014	LELENI	MOPANI	924661628	PRIMARY SCHOOL	1	YES	Yes	23	15	726	92120	574 059	2 415	576 474	668 791	706 398	746 038		
1015	LEPELLE	MOPANI	925610179	PRIMARY SCHOOL	1	YES	Yes	11	4	773	92120	358 001	714	358 715	712 088	752 129	794 335		
1016	LEPHAI	MOPANI	925610186	SECONDARY SCHOOL	1	YES	Yes	11	4	548	92120	286 695	2 121	287 816	504 818	533 204	563 125		
1017	LEPONO	MOPANI	925610759	SECONDARY SCHOOL	1	YES	Yes	14	0	361	92120	269 340	426	269 766	332 553	351 253	370 964		
1018	LERALE	MOPANI	925610766	PRIMARY SCHOOL	1	YES	Yes	12	4	421	92120	398 468	960	399 418	387 825	409 633	432 620		

No.	Name of school	District	EMIS number	Primary/Secondary Combined	Quintile	No Fee Status	Section 21 Status	Nr of Educators	Nr of non Educators	Nr of Learners	Allocation per learner 2018	Main Appropriation	Adjusted Appropriation 2017/2018	Revised estimate	Medium-term estimates		
															2018	2019	2020
1019	LETSEKU	MCPANI	925610773	PRIMARY SCHOOL	1	YES	Yes	14	5	431	921,20	475 929	1 229	477 158	387 037	419 363	442 886
1020	LORETTO	MCPANI	925610544	COMBINED SCHOOL	1	YES	Yes	16	5	215	921,20	337 342	395	337 737	198 058	209 195	220 934

No.	Name of school	District	EMIS number	Primary/Secondary Combined	Quintile	No Fee Status	Section 21 Status	Nr of Educators	Nr of non Educators	Nr of Learners	Allocation per learner 2018	Main Appropriation	Adjusted Appropriation 2017/2018	Revised estimate	Medium-term estimates		
															2018	2019	2020
1021	M.R. MAMAILA	MOPANI	925610551	PRIMARY SCHOOL	1	YES	Yes	6	2	433	921.20	222 857	183	223 040	398 880	421 309	444 951
1022	MAANGWAKO	MOPANI	925610568	PRIMARY SCHOOL	1	YES	Yes	14	5	392	921.20	440 637	783	441 420	361 110	381 416	402 819
1023	MABLE-A-KGORO	MOPANI	925610575	PRIMARY SCHOOL	1	YES	Yes	13	4	691	921.20	463 549	351	453 889	636 549	672 343	710 072
1024	MABLEPLONG	MOPANI	925610582	PRIMARY SCHOOL	1	YES	Yes	12	4	191	921.20	419 978	985	420 963	175 949	185 943	196 272
1025	MABOKE	MOPANI	925610599	PRIMARY SCHOOL	1	YES	Yes	3	1	174	921.20	85 131	437	85 567	160 289	169 302	178 802
1026	MABUNDA	MOPANI	925610183	PRIMARY SCHOOL	1	YES	Yes	10	0	448	921.20	227 161	783	227 944	412 688	435 904	460 365
1027	MACEWA	MOPANI	925610209	SECONDARY SCHOOL	1	YES	Yes	27	7	649	921.20	914 932	1 212	916 144	597 859	631 477	666 912
1028	MACHEPELELE	MOPANI	925610605	SECONDARY SCHOOL	1	YES	Yes	12	0	329	921.20	406 205	485	406 660	303 075	320 117	338 080
1029	MADIE	MOPANI	925610612	SECONDARY SCHOOL	1	YES	Yes	3	0	417	921.20	110 954	269	111 223	384 140	405 741	428 509
1030	MADUWANE	MOPANI	925609925	PRIMARY SCHOOL	1	YES	Yes	9	5	237	921.20	351 975	582	352 557	218 324	230 601	243 541
1031	MAFANELE	MOPANI	925610216	PRIMARY SCHOOL	1	YES	Yes	15	5	334	921.20	497 449	395	497 844	307 881	324 982	343 218
1032	MAGANGWANA	MOPANI	925610223	PRIMARY SCHOOL	1	YES	Yes	10	2	660	921.20	354 558	647	355 205	607 992	642 180	678 216
1033	MAGONE	MOPANI	925610636	PRIMARY SCHOOL	1	YES	Yes	4	0	538	921.20	128 170	1 289	129 459	495 606	523 474	552 849
1034	MAGULASAMI	MOPANI	925610230	SECONDARY SCHOOL	1	YES	Yes	20	3	624	921.20	651 530	250	651 780	574 829	607 152	641 222
1035	MAHEKGWE	MOPANI	925610643	PRIMARY SCHOOL	1	YES	Yes	3	1	145	921.20	85 131	363	85 494	133 574	141 085	149 002
1036	MAHLABEZULU	MOPANI	925631343	PRIMARY SCHOOL	1	YES	Yes	20	6	446	921.20	650 670	1 346	652 016	410 855	433 959	458 310
1037	MAHUDU	MOPANI	996604401	SECONDARY SCHOOL	1	YES	Yes	20	7	467	921.20	521 551	1 260	522 811	430 200	454 391	479 889
1038	MAHUPIE	MOPANI	925631350	PRIMARY SCHOOL	1	YES	Yes	15	3	869	921.20	424 282	775	425 057	800 523	845 537	892 984
1039	MAKALA	MOPANI	925631367	SECONDARY SCHOOL	1	YES	Yes	11	2	501	921.20	360 563	431	361 014	461 521	487 473	514 828
1040	MAKELLE	MOPANI	925631374	PRIMARY SCHOOL	1	YES	Yes	5	1	214	921.20	113 537	202	113 738	197 137	208 222	219 906
1041	MAKGAUNG	MOPANI	925631381	PRIMARY SCHOOL	1	YES	Yes	14	2	576	921.20	374 356	92	374 448	530 611	560 448	591 898
1042	MAKGOPE	MOPANI	925631388	PRIMARY SCHOOL	1	YES	Yes	9	2	265	921.20	238 351	704	239 055	244 118	257 845	272 314
1043	MAKGOPELE	MOPANI	925631428	SECONDARY SCHOOL	1	YES	Yes	12	3	348	921.20	386 407	519	386 926	320 578	338 604	357 605
1044	MAKHABENI	MOPANI	996604500	PRIMARY SCHOOL	1	YES	Yes	9	2	382	921.20	370 913	517	371 429	351 889	371 686	392 543
1045	MAKHAKA	MOPANI	925631435	SECONDARY SCHOOL	1	YES	Yes	17	6	325	921.20	639 479	1 365	640 844	299 390	316 225	333 970
1046	MAKHANANA	MOPANI	925631442	PRIMARY SCHOOL	1	YES	Yes	6	2	185	921.20	193 590	414	194 004	170 422	180 005	190 106
1047	MAKHANYA	MOPANI	925631459	SECONDARY SCHOOL	1	YES	Yes	7	0	495	921.20	161 741	416	162 157	455 994	481 635	508 662
1048	MAKHEALA	MOPANI	925631466	PRIMARY SCHOOL	1	YES	Yes	12	0	168	921.20	397 597	888	398 486	154 762	163 464	172 637
1049	MAKHETO	MOPANI	925631497	SECONDARY SCHOOL	1	YES	Yes	28	9	229	921.20	557 704	380	558 084	210 955	222 817	235 320
1050	MAKHUVA	MOPANI	925631503	PRIMARY SCHOOL	1	YES	Yes	13	5	420	921.20	333 899	678	334 577	386 904	408 660	431 592

No.	Name of school	District	EMIS number	Primary Secondary Combined	Quintile	No Fee Status	Section 21 Status	Nr of Educators	Nr of non Educators	Nr of Learners	Allocation per learner 2018	2017/2018		Medium-term estimates			
												Main Appropriation	Adjusted Appropriation	Revised estimate	2018	2019	2020
1051	MAKHVIRINI	MOPANI	925631510	SECONDARY SCHOOL	1	YES	Yes	18	4	328	921.20	433 750	1 541	435 292	302 154	319 144	337 053
1052	MAKOBO	MOPANI	925631534	SECONDARY SCHOOL	1	YES	Yes	9	3	317	921.20	218 553	416	218 969	292 020	308 441	325 749
1053	MAKOWA	MOPANI	925631541	SECONDARY SCHOOL	1	YES	Yes	11	5	160	921.20	317 544	626	318 170	147 392	155 680	164 416
1054	MAKWA	MOPANI	925631565	PRIMARY SCHOOL	1	YES	Yes	18	4	254	921.20	583 528	989	584 517	233 985	247 142	261 010
1055	MALADUWA	MOPANI	925631589	PRIMARY SCHOOL	1	YES	Yes	16	6	260	921.20	506 057	1 638	507 695	239 512	252 980	267 176
1056	MALEBALA	MOPANI	925631596	PRIMARY SCHOOL	1	YES	Yes	23	3	464	921.20	630 871	2 016	632 887	427 437	451 472	476 806
1057	MALEBALONG	MOPANI	925631602	PRIMARY SCHOOL	1	YES	Yes	4	2	576	921.20	141 943	943	142 886	530 611	560 448	591 898
1058	MALEWATSHA	MOPANI	925631633	PRIMARY SCHOOL	1	YES	Yes	11	6	223	921.20	388 989	-	388 989	205 428	216 979	229 155
1059	MALEWELA	MOPANI	925630647	PRIMARY SCHOOL	1	YES	Yes	25	5	165	921.20	483 676	294	483 970	151 998	160 545	169 554
1060	MALORA	MOPANI	925630654	PRIMARY SCHOOL	1	YES	Yes	21	1	437	921.20	779 788	804	780 592	402 364	425 201	449 061
1061	MALOTI	MOPANI	925630661	SECONDARY SCHOOL	1	YES	Yes	17	6	227	921.20	514 665	86	514 751	209 112	220 871	233 265
1062	MANAILA	MOPANI	925630678	PRIMARY SCHOOL	1	YES	Yes	6	2	516	921.20	190 147	1 317	191 464	475 339	502 068	530 242
1063	MANANYOHA	MOPANI	925630685	PRIMARY SCHOOL	1	YES	Yes	17	6	208	921.20	506 918	340	507 258	191 610	202 384	213 741
1064	MANIERIRI	MOPANI	925630692	SECONDARY SCHOOL	1	YES	Yes	9	1	747	921.20	255 567	466	256 033	688 136	726 631	767 617
1065	MANIETJA	MOPANI	924650160	PRIMARY SCHOOL	1	YES	Yes	13	4	237	921.20	323 569	2 075	325 644	218 324	230 601	243 541
1066	MANODING	MOPANI	924650160	SECONDARY SCHOOL	1	YES	Yes	13	0	268	921.20	392 433	500	392 932	246 882	260 764	275 397
1067	MAWOKALE	MOPANI	924651934	PRIMARY SCHOOL	1	YES	Yes	12	0	483	921.20	318 405	781	319 186	444 940	469 959	486 331
1068	MAWOKGADI	MOPANI	924650030	PRIMARY SCHOOL	1	YES	Yes	7	4	263	921.20	203 920	916	204 835	242 276	255 699	270 259
1069	MAMPELLE	MOPANI	924651569	SECONDARY SCHOOL	1	YES	Yes	23	7	195	921.20	491 423	605	492 028	179 634	189 735	200 382
1070	MAMPSHE	MOPANI	924650337	PRIMARY SCHOOL	1	YES	Yes	6	1	502	921.20	151 411	2 178	153 989	462 442	488 446	515 855
1071	MANGHEZI	MOPANI	924650184	SECONDARY SCHOOL	1	YES	Yes	8	3	197	921.20	230 604	2 088	232 702	181 476	191 681	202 437
1072	MANKETE	MOPANI	924650313	PRIMARY SCHOOL	1	YES	Yes	12	2	466	921.20	419 117	988	420 075	429 279	453 418	478 862
1073	MANOKWE	MOPANI	924650344	SECONDARY SCHOOL	1	YES	Yes	10	3	117	921.20	275 365	1 056	276 421	107 780	113 841	120 229
1074	MANONYANE	MOPANI	924650221	SECONDARY SCHOOL	1	YES	Yes	13	0	426	921.20	306 354	1 235	307 988	392 431	414 498	437 758
1075	MANORVLEI	MOPANI	924651859	PRIMARY SCHOOL	1	YES	Yes	9	2	403	921.20	197 033	1 002	198 035	371 244	392 119	414 123
1076	MANTSHA	MOPANI	924650238	PRIMARY SCHOOL	1	YES	Yes	8	4	587	921.20	254 706	412	255 118	540 744	571 151	603 201
1077	MANWAGAE	MOPANI	998603305	SECONDARY SCHOOL	1	YES	Yes	9	1	236	921.20	256 428	116	256 543	217 403	229 628	242 514
1078	MAOLWE	MOPANI	924650351	SECONDARY SCHOOL	1	YES	Yes	14	6	532	921.20	431 188	1 187	432 355	490 078	517 636	546 683
1079	MAPHETO	MOPANI	924650368	SECONDARY SCHOOL	1	YES	Yes	17	4	392	921.20	507 778	1 649	509 427	361 110	381 416	402 819
1080	MAPHUSHA	MOPANI	998606612	SECONDARY SCHOOL	1	YES	Yes	8	0	490	921.20	220 275	2 203	222 477	451 388	476 770	503 524

No.	Name of school	District	EMIS number	Primary/Secondary Combined	Quintile	No Fee Status	Section 21 Status	Nr of Educators	Nr of non Educators	Nr of Learners	Allocation per learner 2018	Main Appropriation	Adjusted Appropriation 2017/2018	Revised estimate	Medium-term estimates		
															2018	2019	2020
1081	MAPONYA	MOPANI	996606619	PRIMARY SCHOOL	1	YES	Yes	5	0	236	921.20	158 238	1 409	159 707	217 403	229 628	242 514
1082	MAPULA	MOPANI	996606623	PRIMARY SCHOOL	1	YES	Yes	14	1	613	921.20	376 938	336	377 274	564 686	596 449	629 919
1083	MASALANABO	MOPANI	996606606	SECONDARY SCHOOL	1	YES	Yes	16	0	356	921.20	298 606	651	299 257	327 947	346 888	365 826
1084	MASEFORA	MOPANI	996606628	PRIMARY SCHOOL	1	YES	Yes	14	6	260	921.20	464 739	651	465 390	239 512	252 980	267 176
1085	MASEKANE	MOPANI	996606633	PRIMARY SCHOOL	1	YES	Yes	7	0	296	921.20	205 641	565	206 206	272 675	288 008	304 170
1086	MASEKWANE	MOPANI	996606618	PRIMARY SCHOOL	1	YES	Yes	27	7	99	921.20	682 519	489	683 008	91 199	96 327	101 732
1087	MASELEKWANE	MOPANI	996606611	SECONDARY SCHOOL	1	YES	Yes	7	0	211	921.20	240 933	1 415	242 349	194 373	205 303	216 824
1088	MASELESELE	MOPANI	996606621	PRIMARY SCHOOL	1	YES	Yes	15	1	125	921.20	365 748	1 132	366 880	115 150	121 625	128 450
1089	MASHAO	MOPANI	996606620	SECONDARY SCHOOL	1	YES	Yes	13	3	266	921.20	428 003	1 634	427 637	245 039	258 818	273 342
1090	MASHOORO	MOPANI	996606605	SECONDARY SCHOOL	1	YES	Yes	8	2	647	921.20	255 567	2 499	258 066	596 016	629 531	664 857
1091	MASIZA	MOPANI	996606622	SECONDARY SCHOOL	1	YES	Yes	12	4	467	921.20	289 138	1 376	290 513	430 200	454 391	479 889
1092	MASOKSI	MOPANI	996606624	PRIMARY SCHOOL	1	YES	Yes	14	2	107	921.20	469 904	979	470 882	98 568	104 111	109 953
1093	MATRAPANE	MOPANI	996606607	SECONDARY SCHOOL	1	YES	Yes	9	2	181	921.20	189 286	2 419	191 705	166 737	176 113	185 996
1094	MATHEBIDIFATE	MOPANI	996606615	SECONDARY SCHOOL	1	YES	Yes	14	5	346	921.20	457 853	727	458 579	318 735	336 668	355 950
1095	MATOKANE	MOPANI	996606604	SECONDARY SCHOOL	1	YES	Yes	8	0	308	921.20	129 031	1 193	130 224	283 730	299 684	316 501
1096	MATSAMBU	MOPANI	996606626	SECONDARY SCHOOL	1	YES	Yes	20	2	443	921.20	378 660	1 399	380 058	408 092	431 039	455 227
1097	MATSEKE	MOPANI	996606630	SECONDARY SCHOOL	1	YES	Yes	11	7	146	921.20	377 799	1 693	379 492	134 465	142 068	150 030
1098	MATSHWI	MOPANI	996606709	PRIMARY SCHOOL	1	YES	Yes	16	3	896	921.20	516 386	1 726	518 112	825 395	871 808	920 730
1099	MATSKINYANE	MOPANI	996606721	PRIMARY SCHOOL	1	YES	Yes	9	3	428	921.20	237 490	964	238 454	394 274	416 444	439 813
1100	MATSOTSOSELA	MOPANI	996606712	PRIMARY SCHOOL	1	YES	Yes	25	2	285	921.20	544 792	1 329	546 122	262 542	277 305	292 866
1101	MATSWIDIKANYE	MOPANI	996606717	PRIMARY SCHOOL	1	YES	Yes	13	2	504	921.20	401 040	1 466	402 506	464 285	490 392	517 910
1102	MAUFOTA	MOPANI	996606719	PRIMARY SCHOOL	1	YES	Yes	17	8	338	921.20	494 867	941	495 807	311 366	328 874	347 329
1103	MAULOKO	MOPANI	996606722	PRIMARY SCHOOL	1	YES	Yes	5	1	227	921.20	201 337	323	201 661	209 112	220 871	233 265
1104	MAUPA	MOPANI	996606720	PRIMARY SCHOOL	1	YES	Yes	17	2	166	921.20	544 792	1 359	546 151	152 919	161 518	170 582
1105	MABABAZA	MOPANI	996606821	PRIMARY SCHOOL	1	YES	Yes	19	0	633	921.20	408 788	972	409 760	583 120	615 909	650 471
1106	MAVALANI	MOPANI	996606818	SECONDARY SCHOOL	1	YES	Yes	8	4	929	921.20	242 655	1 281	243 936	855 795	903 917	964 640
1107	MAVELE	MOPANI	996606808	PRIMARY SCHOOL	1	YES	Yes	7	4	519	921.20	254 706	991	255 697	478 103	504 987	533 324
1108	MAWA	MOPANI	996606804	PRIMARY SCHOOL	1	YES	Yes	3	1	435	921.20	116 990	718	117 698	400 722	423 255	447 006
1109	MAYEPHU	MOPANI	996606803	PRIMARY SCHOOL	1	YES	Yes	14	1	236	921.20	202 198	1 443	203 641	217 403	229 628	242 514
1110	MBHEKWANA	MOPANI	996606823	SECONDARY SCHOOL	1	YES	Yes	4	0	824	921.20	144 525	983	145 518	759 069	801 752	846 742

No.	Name of school	District	EMIS number	Primary/Secondary Combined	Quintile	No Fee Status	Section 21 Status	Nr of Educators	Nr of non Educators	Nr of Learners	Allocation per/learner 2018	Main Appropriation		Revised estimate	Medium-term estimates		
												2017/2018	2018		2019	2020	
1111	MBHURENI	MOPANI	996606825	PRIMARY SCHOOL	1	YES	Yes	12	9	465	921.20	286 555	1 008	287 563	428 368	452 445	477 834
1112	METSIA-PHEPA	MOPANI	996606801	PRIMARY SCHOOL	1	YES	Yes	28	0	302	921.20	725 598	548	726 106	278 202	293 946	310 335
1113	MHITLWA	MOPANI	996606829	PRIMARY SCHOOL	1	YES	Yes	20	8	472	921.20	515 526	800	516 326	434 806	459 256	485 027
1114	MHLAVASI	MOPANI	996606822	PRIMARY SCHOOL	1	YES	Yes	4	1	246	921.20	135 917	344	136 262	226 615	239 368	252 790
1115	MIRAGOMA	MOPANI	996606610	PRIMARY SCHOOL	1	YES	Yes	11	2	1047	921.20	172 931	1 105	174 036	964 486	1 018 731	1 075 897
1116	MIZUZIANA	MOPANI	996606304	PRIMARY SCHOOL	1	YES	Yes	19	5	796	921.20	390 711	53	390 763	733 275	774 608	817 970
1117	MMABA	MOPANI	925660089	SECONDARY SCHOOL	1	YES	Yes	18	0	251	921.20	424 282	1 109	425 391	231 221	244 223	257 928
1118	MMALAHLA	MOPANI	996606313	PRIMARY SCHOOL	1	YES	Yes	22	6	280	921.20	399 319	227	399 546	257 936	272 440	287 728
1119	MMALESIBA	MOPANI	925661467	SECONDARY SCHOOL	1	YES	Yes	9	0	541	921.20	206 502	2 253	208 755	498 369	526 393	555 932
1120	MMANIKOPANA	MOPANI	996606300	PRIMARY SCHOOL	1	YES	Yes	24	2	209	921.20	773 763	2 806	776 568	192 531	203 357	214 768
1121	MMATJATJI	MOPANI	925660198	PRIMARY SCHOOL	1	YES	Yes	13	2	178	921.20	382 964	930	383 894	163 974	173 194	182 913
1122	MNDINGAZI	MOPANI	996606311	SECONDARY SCHOOL	1	YES	Yes	9	0	239	921.20	246 098	174	246 273	220 167	232 547	245 596
1123	MODIKA	MOPANI	925660242	SECONDARY SCHOOL	1	YES	Yes	21	0	201	921.20	375 217	968	376 185	185 161	195 573	206 548
1124	MODIPE	MOPANI	996606303	SECONDARY SCHOOL	1	YES	Yes	9	0	467	921.20	301 189	756	301 945	430 200	454 391	479 889
1125	MODISHA	MOPANI	925660389	SECONDARY SCHOOL	1	YES	Yes	6	0	493	921.20	195 312	575	195 887	454 152	479 689	506 607
1126	MODUWANE	MOPANI	996606310	SECONDARY SCHOOL	1	YES	Yes	5	0	216	921.20	197 033	2 033	199 066	198 979	210 168	221 962
1127	MOGAPENG	MOPANI	925660457	PRIMARY SCHOOL	1	YES	Yes	15	5	672	921.20	562 869	991	563 860	619 046	653 866	690 547
1128	MOHALE	MOPANI	925661436	PRIMARY SCHOOL	1	YES	Yes	36	8	445	921.20	843 486	1 934	845 421	409 394	432 965	457 282
1129	MOHALOGANYI	MOPANI	925660501	SECONDARY SCHOOL	1	YES	Yes	12	2	61	921.20	460 966	1 019	451 985	56 193	59 353	62 684
1130	MOHOKONE	MOPANI	925660570	PRIMARY SCHOOL	1	YES	Yes	11	5	228	921.20	416 535	1 245	417 780	210 034	221 844	234 293
1131	MOHUMI	MOPANI	925660617	SECONDARY SCHOOL	1	YES	Yes	7	3	619	921.20	221 996	1 184	223 181	570 223	602 287	636 084
1132	MOKGWATHI	MOPANI	925660631	PRIMARY SCHOOL	1	YES	Yes	24	5	512	921.20	654 973	1 296	656 269	471 654	498 176	526 131
1133	MOKOPE	MOPANI	925660648	SECONDARY SCHOOL	1	YES	Yes	10	0	768	921.20	416 535	1 739	418 273	707 482	747 264	789 197
1134	MOKOTO	MOPANI	996606302	SECONDARY SCHOOL	1	YES	Yes	8	3	236	921.20	279 669	338	280 007	217 403	229 628	242 514
1135	MOKUTU	MOPANI	925660655	SECONDARY SCHOOL	1	YES	Yes	14	4	487	921.20	415 674	1 199	416 873	448 624	473 851	500 441
1136	MOKWANE	MOPANI	925661702	SECONDARY SCHOOL	1	YES	Yes	7	2	261	921.20	233 186	903	234 089	240 433	253 953	268 204
1137	MOKWASELE	MOPANI	925660709	PRIMARY SCHOOL	1	YES	Yes	3	1	620	921.20	106 650	2 174	108 824	571 144	603 260	637 112
1138	MOLAI JUBILEE	MOPANI	925660716	SECONDARY SCHOOL	1	YES	Yes	28	8	360	921.20	852 094	649	852 743	331 632	350 280	369 696
1139	MOLALANA	MOPANI	925660730	PRIMARY SCHOOL	1	YES	Yes	21	6	300	921.20	694 570	1 199	695 769	276 360	291 900	308 280
1140	MOLATE	MOPANI	996606308	SECONDARY SCHOOL	1	YES	Yes	8	3	384	921.20	245 237	1 119	246 357	353 741	373 632	394 598

No.	Name of school	District	EIMS number	Primary/Secondary Combined	Quintile	No Fee Status	Section 21 Status	Nr of Educators	Nr of non Educators	Nr of Learners	Allocation per learner 2018	2017/2018		Medium-term estimates			
												Main Appropriation	Adjusted Appropriation	Revised estimate	2018	2019	2020
1141	MOLEKETLA	MOPANI	986606309	PRIMARY SCHOOL	1	YES	Yes	9	3	639	921.20	262 453	916	263 369	588 647	621 747	656 636
1142	MOLOWANE	MOPANI	925660952	PRIMARY SCHOOL	1	YES	Yes	20	5	406	921.20	531 881	1 625	533 506	374 007	395 038	417 206
1143	MOLOHLAPI	MOPANI	925660976	SECONDARY SCHOOL	1	YES	Yes	7	0	669	921.20	208 223	1 462	209 885	607 937	650 937	687 464
1144	MOOKGO	MOPANI	925660983	SECONDARY SCHOOL	1	YES	Yes	5	0	117	921.20	182 400	1 124	183 823	107 780	113 941	120 229
1145	MOPYE	MOPANI	925660990	SECONDARY SCHOOL	1	YES	Yes	12	1	429	921.20	285 695	821	286 516	395 195	417 417	440 240
1146	MORAPALALA	MOPANI	925661009	PRIMARY SCHOOL	1	YES	Yes	10	2	373	921.20	268 479	1 187	269 865	343 808	362 929	383 295
1147	MORUTSI	MOPANI	925661023	PRIMARY SCHOOL	1	YES	Yes	25	7	794	921.20	504 335	1 632	505 967	731 433	772 662	815 914
1148	MORWAT/SHEHLA	MOPANI	925661047	SECONDARY SCHOOL	1	YES	Yes	29	1	338	921.20	587 832	554	588 386	311 366	328 874	347 329
1149	MOSHAKGA	MOPANI	925661092	PRIMARY SCHOOL	1	YES	Yes	9	2	619	921.20	198 755	727	199 481	570 223	602 287	636 084
1150	MOTHOBEKHI	MOPANI	925661221	PRIMARY SCHOOL	1	YES	Yes	16	0	225	921.20	583 528	846	584 374	207 270	218 925	231 210
1151	MOTHOMENG	MOPANI	925661238	PRIMARY SCHOOL	1	YES	Yes	11	5	486	921.20	393 293	630	393 923	447 703	472 878	489 414
1152	MOTLOBONI	MOPANI	986606305	COMBINED SCHOOL	1	YES	Yes	4	0	940	921.20	86 852	2 951	89 803	865 928	914 620	965 944
1153	MOTSEKETLA	MOPANI	925361276	PRIMARY SCHOOL	1	YES	Yes	7	0	790	921.20	224 578	710	225 288	727 748	768 670	811 804
1154	MOTSHEJUDI	MOPANI	986606301	SECONDARY SCHOOL	1	YES	Yes	28	5	1060	921.20	616 238	1 504	617 742	976 472	1 031 380	1 089 256
1155	MOTSIPA	MOPANI	925661320	SECONDARY SCHOOL	1	YES	Yes	11	6	258	921.20	452 688	2 354	455 042	237 670	251 034	265 121
1156	MOTSOKOTSA	MOPANI	924640387	PRIMARY SCHOOL	1	YES	Yes	39	6	542	921.20	908 907	145	909 051	499 290	527 366	556 959
1157	MOTUPANGOMO	MOPANI	924640217	PRIMARY SCHOOL	1	YES	Yes	12	3	1123	921.20	259 871	113	259 984	1 034 508	1 092 679	1 153 995
1158	MPALALATI	MOPANI	924640385	PRIMARY SCHOOL	1	YES	Yes	20	0	468	921.20	455 270	2 230	457 500	431 122	455 364	480 917
1159	MPAPATLA	MOPANI	924640408	SECONDARY SCHOOL	1	YES	Yes	16	1	200	921.20	368 458	158	388 616	184 240	194 600	205 520
1160	MPENYISI	MOPANI	924640446	PRIMARY SCHOOL	1	YES	Yes	19	1	565	921.20	563 730	1 411	565 141	520 478	549 745	580 594
1161	MPEPULE - 2	MOPANI	924640453	PRIMARY SCHOOL	1	YES	Yes	17	5	311	921.20	376 078	202	376 279	286 493	302 803	319 584
1162	MPHIRHO-TEE	MOPANI	924640149	SECONDARY SCHOOL	1	YES	Yes	9	1	293	921.20	281 391	594	281 985	269 912	285 089	301 087
1163	MPHUMA	MOPANI	924640590	SECONDARY SCHOOL	1	YES	Yes	18	3	502	921.20	395 015	895	395 910	462 442	488 446	515 855
1164	MUHAYU	MOPANI	924640699	SECONDARY SCHOOL	1	YES	Yes	16	6	163	921.20	573 198	848	574 047	150 156	158 599	167 499
1165	MUNGHONGHOMA	MOPANI	924640705	PRIMARY SCHOOL	1	YES	Yes	12	3	320	921.20	350 254	300	350 554	294 784	311 360	328 832
1166	MUNINGWISI	MOPANI	924640934	PRIMARY SCHOOL	1	YES	Yes	24	7	998	921.20	692 848	1 384	694 232	919 358	971 054	1 025 545
1167	MUNNIK	MOPANI	924641029	PRIMARY SCHOOL	1	YES	Yes	12	0	416	921.20	163 462	519	163 981	383 219	404 768	427 482
1168	MUSHIYANI	MOPANI	924641067	PRIMARY SCHOOL	1	YES	Yes	21	0	330	921.20	405 344	903	406 247	303 986	321 090	339 108
1169	MUSWANAMA	MOPANI	924641203	PRIMARY SCHOOL	1	YES	Yes	10	2	549	921.20	329 595	681	330 286	505 739	534 177	564 152
1170	MUYEKE	MOPANI	924641326	PRIMARY SCHOOL	1	YES	Yes	25	7	801	921.20	707 482	1 170	708 651	737 881	779 373	823 108
1171	NAHAMWE	MOPANI	924641357	SECONDARY SCHOOL	1	YES	Yes	15	5	405	921.20	366 609	1 516	368 125	373 086	394 065	416 178
1172	NAKAMPE	MOPANI	924641487	PRIMARY SCHOOL	1	YES	Yes	18	2	482	921.20	546 514	708	547 222	444 018	468 986	485 303
1173	NAWATSABO	MOPANI	924641531	PRIMARY SCHOOL	1	YES	Yes	10	4	570	921.20	256 428	414	256 841	525 084	554 610	585 732
1174	NAPSADI	MOPANI	924641609	SECONDARY SCHOOL	1	YES	Yes	10	5	388	921.20	441 498	78	441 575	377 426	377 524	388 709
1175	NENGEZA	MOPANI	924641692	SECONDARY SCHOOL	1	YES	Yes	23	0	549	921.20	826 271	622	826 892	505 739	534 177	564 152
1176	NDHAMI	MOPANI	924641315	SECONDARY SCHOOL	1	YES	Yes	20	3	549	921.20	681 658	382	682 040	505 739	534 177	564 152
1177	NDINDANI-HLOMELA	MOPANI	924641821	SECONDARY SCHOOL	1	YES	Yes	39	8	271	921.20	972 605	290	972 895	249 645	263 683	278 480
1178	NDZHOVELA	MOPANI	924642077	PRIMARY SCHOOL	1	YES	Yes	11	4	488	921.20	279 669	1 065	280 734	449 546	474 824	501 469
1179	NDZHUNGULIWANA	MOPANI	924642081	PRIMARY SCHOOL	1	YES	Yes	13	5	83	921.20	488 841	575	489 416	76 460	80 759	85 291
1180	NGECHE	MOPANI	924643407	PRIMARY SCHOOL	1	YES	Yes	29	7	397	921.20	1 018 227	428	1 018 655	365 716	386 281	407 957

No.	Name of school	District	EMIS number	Primary Secondary Combined	Quintile	No Fee Status	Section 21 Status	Nr of Educators	Nr of non Educators	Nr of Learners	Allocation per learner 2018	Main Appropriation		Adjusted Appropriation 2017/2018	Revised estimate	Medium-term estimates		
												Appropriation	2017/2018			2018	2019	2020
1181	NGHALALUME	MOPANI	924642268	PRIMARY SCHOOL	1	YES	Yes	14	2	562	921.20	390 711	458	391 169	517 714	546 626	577 511	
1182	NGHATSANI	MOPANI	924642305	PRIMARY SCHOOL	1	YES	Yes	12	3	290	921.20	274 504	1 756	276 260	267 148	282 170	288 004	
1183	NGHILAZI	MOPANI	924642565	PRIMARY SCHOOL	1	YES	Yes	15	7	229	921.20	520 690	395	521 085	210 955	222 817	235 320	
1184	NGHONYAMA	MOPANI	924642701	SECONDARY SCHOOL	1	YES	Yes	8	1	1206	921.20	287 416	437	287 853	1 110 967	1 173 438	1 239 286	
1185	NGHWAZANA	MOPANI	924642831	PRIMARY SCHOOL	1	YES	Yes	10	3	215	921.20	306 354	752	307 105	198 058	209 195	220 934	
1186	NINAKHULU	MOPANI	924642848	PRIMARY SCHOOL	1	YES	Yes	22	2	915	921.20	462 157	722	462 879	842 898	890 265	940 254	
1187	NKAMI	MOPANI	924643384	SECONDARY SCHOOL	1	YES	Yes	8	0	354	921.20	213 388	149	213 537	326 105	344 442	363 770	
1188	NKOMO	MOPANI	924643001	PRIMARY SCHOOL	1	YES	Yes	10	4	1099	921.20	298 606	481	299 087	1 012 399	1 069 327	1 129 332	
1189	NKURI	MOPANI	924640545	PRIMARY SCHOOL	1	YES	Yes	26	6	470	921.20	889 989	523	890 492	432 964	457 310	482 972	
1190	NOBLEHOEK	MOPANI	924640675	SECONDARY SCHOOL	1	YES	Yes	15	0	325	921.20	432 029	1 611	433 640	299 390	316 225	333 970	
1191	NOKANE	MOPANI	924640675	PRIMARY SCHOOL	1	YES	Yes	10	3	670	921.20	335 620	418	336 038	617 204	651 910	688 492	
1192	NORTHAMPTON	MOPANI	924641371	PRIMARY SCHOOL	1	YES	Yes	13	0	418	921.20	494 006	1 121	495 127	395 062	406 714	429 537	
1193	NTLAGEIE	MOPANI	924141401	SECONDARY SCHOOL	1	YES	Yes	18	5	98	921.20	734 186	983	735 149	90 278	95 354	100 705	
1194	NWAKHADA	MOPANI	924641784	SECONDARY SCHOOL	1	YES	Yes	14	4	173	921.20	386 407	374	386 781	159 368	168 329	177 775	
1195	NWAMAMBEI	MOPANI	924641807	SECONDARY SCHOOL	1	YES	Yes	12	3	506	921.20	429 447	2 035	431 481	467 970	494 284	522 021	
1196	NWAMUNGOLOLO	MOPANI	924641989	PRIMARY SCHOOL	1	YES	Yes	16	4	649	921.20	508 639	338	508 977	597 659	631 477	666 912	
1197	NYANISI	MOPANI	924642114	SECONDARY SCHOOL	1	YES	Yes	20	5	192	921.20	392 433	277	392 710	176 870	186 816	197 239	
1198	NYAVANA	MOPANI	924643025	PRIMARY SCHOOL	1	YES	Yes	26	7	667	921.20	529 288	424	529 722	614 440	648 991	685 409	
1199	NYIKO	MOPANI	924651323	PRIMARY SCHOOL	1	YES	Yes	22	1	760	921.20	562 008	930	562 938	700 112	739 480	780 976	
1200	OOGHOEK	MOPANI	924651941	PRIMARY SCHOOL	1	YES	Yes	9	3	714	921.20	298 606	204	298 810	657 737	694 722	733 706	
1201	PELO YA KGOMO	MOPANI	924651897	SECONDARY SCHOOL	1	YES	Yes	13	0	323	921.20	387 356	1 226	388 982	297 548	314 279	331 915	
1202	PEMBELANI	MOPANI	924651101	PRIMARY SCHOOL	1	YES	Yes	7	1	588	921.20	75 750	250	75 999	523 242	552 864	583 677	
1203	PFUNANI	MOPANI	924651001	PRIMARY SCHOOL	1	YES	Yes	11	0	598	921.20	355 506	804	356 311	550 878	581 854	614 505	
1204	PFUXETANI	MOPANI	924651958	PRIMARY SCHOOL	1	YES	Yes	15	1	525	921.20	480 321	349	480 669	483 630	510 925	539 490	
1205	PHADI	MOPANI	924650832	PRIMARY SCHOOL	1	YES	Yes	7	6	486	921.20	246 186	210	246 396	447 703	472 878	489 414	
1206	PHAKENG	MOPANI	924651019	PRIMARY SCHOOL	1	YES	Yes	7	2	515	921.20	204 007	701	204 709	474 418	501 085	529 214	
1207	PHAYIZANI	MOPANI	924651255	SECONDARY SCHOOL	1	YES	Yes	39	1	299	921.20	968 389	649	969 038	275 439	290 927	307 252	
1208	PHEEHA	MOPANI	924651903	PRIMARY SCHOOL	1	YES	Yes	5	3	299	921.20	151 499	353	151 852	275 439	290 927	307 252	
1209	PHETOLE	MOPANI	924551125	PRIMARY SCHOOL	1	YES	Yes	23	0	369	921.20	758 356	943	759 299	330 711	349 307	368 908	
1210	PIPA	MOPANI	924650924	PRIMARY SCHOOL	1	YES	Yes	19	3	1337	921.20	306 441	319	306 760	1 231 644	1 300 901	1 373 901	

No.	Name of school	District	EMIS number	Primary/Secondary Combined	Quintile	No Fee Status	Section 21 Status	Nr of Educators	Nr of non Educators	Nr of Learners	Allocation per learner 2018	Main Appropriation	Adjusted Appropriation 2017/2018	Revised estimate	Medium-term estimates		
															2018	2019	2020
1211	PLATLAND	MOPANI	924651927	PRIMARY SCHOOL	1	YES	Yes	28	9	171	921.20	942 565	592	943 157	157 525	166 383	175 720
1212	POLITSI FACTORY	MOPANI	905651132	PRIMARY SCHOOL	1	YES	Yes	15	7	95	921.20	446 750	491	447 241	87 514	92 435	97 622
1213	PULANE	MOPANI	924651149	SECONDARY SCHOOL	1	YES	Yes	13	4	145	921.20	303 859	118	303 976	133 574	141 085	149 002
1214	R.S.B. MOTSONONI	MOPANI	924642281	SECONDARY SCHOOL	1	YES	Yes	18	7	235	921.20	577 590	496	578 086	216 482	228 655	241 486
1215	RABATSWANA	MOPANI	924651873	PRIMARY SCHOOL	1	YES	Yes	11	6	167	921.20	354 645	546	355 191	153 840	162 491	171 609
1216	RAKGOLQVANA	MOPANI	910651880	SECONDARY SCHOOL	1	YES	Yes	10	0	774	921.20	175 601	573	176 174	713 009	753 102	795 362
1217	RALERUMO	MOPANI	924651040	SECONDARY SCHOOL	1	YES	Yes	9	4	53	921.20	179 905	277	180 182	48 824	51 569	54 463
1218	RAWA	MOPANI	922651170	SECONDARY SCHOOL	1	YES	Yes	25	2	307	921.20	476 017	504	476 521	282 808	298 711	315 473
1219	RAMBOLELA	MOPANI	924651842	SECONDARY SCHOOL	1	YES	Yes	17	6	304	921.20	555 210	67	555 277	280 045	295 792	312 390
1220	RAMAITE	MOPANI	924651514	PRIMARY SCHOOL	1	YES	Yes	13	5	500	921.20	212 615	151	212 766	460 600	486 500	513 800
1221	RAMAKHUMA	MOPANI	996660400	PRIMARY SCHOOL	1	YES	Yes	16	4	150	921.20	559 514	1 907	561 420	138 180	145 950	154 140
1222	RAMAROKA	MOPANI	925660075	PRIMARY SCHOOL	1	YES	Yes	20	9	258	921.20	649 896	84	649 980	237 670	251 034	265 121
1223	RAMASETE	MOPANI	925660105	SECONDARY SCHOOL	1	YES	Yes	20	6	370	921.20	614 604	258	614 862	340 844	360 010	380 212
1224	RAMATIMANA	MOPANI	925660150	PRIMARY SCHOOL	1	YES	Yes	9	4	330	921.20	284 061	1 052	285 113	303 996	321 090	339 108
1225	RAMMILA	MOPANI	925660181	SECONDARY SCHOOL	1	YES	Yes	17	5	191	921.20	488 068	1 294	489 362	175 949	185 943	196 272
1226	RANOLLO	MOPANI	925660235	PRIMARY SCHOOL	1	YES	Yes	14	0	722	921.20	519 056	407	519 464	665 106	702 506	741 927
1227	RAMOTSHINYADI	MOPANI	925660259	SECONDARY SCHOOL	1	YES	Yes	18	3	498	921.20	433 838	853	434 691	458 758	484 554	511 745
1228	RATSEKE	MOPANI	925660396	PRIMARY SCHOOL	1	YES	Yes	13	3	232	921.20	413 179	1 397	414 576	213 718	225 736	238 403
1229	REALLEDISHA	MOPANI	925661443	SECONDARY SCHOOL	1	YES	Yes	14	4	545	921.20	448 472	920	449 391	502 054	530 285	560 042
1230	RELELA	MOPANI	925660440	PRIMARY SCHOOL	1	YES	Yes	12	4	769	921.20	260 819	2 113	262 932	708 403	748 237	790 224
1231	RETHUSHLEGILE	MOPANI	925660488	SECONDARY SCHOOL	1	YES	Yes	10	4	153	921.20	295 112	565	296 677	140 944	148 669	157 223
1232	RHULANI	MOPANI	925660587	PRIMARY SCHOOL	1	YES	Yes	5	1	642	921.20	66 281	321	66 602	591 410	624 666	659 719
1233	RIRHANDZU	MOPANI	925660624	PRIMARY SCHOOL	1	YES	Yes	11	3	553	921.20	315 049	168	315 217	509 424	538 069	568 263
1234	RISENGA	MOPANI	925660662	PRIMARY SCHOOL	1	YES	Yes	33	4	569	921.20	1 084 595	1 292	1 085 887	524 163	553 637	584 704
1235	RUNNWIEME	MOPANI	925660693	PRIMARY SCHOOL	1	YES	Yes	3	4	372	921.20	113 624	710	114 334	342 666	361 956	382 267
1236	SAMSON SHIVITI	MOPANI	925660747	PRIMARY SCHOOL	1	YES	Yes	3	1	860	921.20	80 053	626	80 679	792 232	836 780	883 736
1237	SANTENG	MOPANI	925660815	PRIMARY SCHOOL	1	YES	Yes	5	2	342	921.20	126 536	949	127 485	315 050	332 766	351 439
1238	SASEKANI	MOPANI	925660839	SECONDARY SCHOOL	1	YES	Yes	15	0	891	921.20	159 246	302	159 549	636 549	672 343	710 072
1239	SEFAHONE	MOPANI	925661030	PRIMARY SCHOOL	1	YES	Yes	5	4	811	921.20	146 334	1 182	147 517	747 093	789 103	833 384
1240	SEHONWE	MOPANI	925661078	PRIMARY SCHOOL	1	YES	Yes	2	1	390	921.20	66 281	410	66 690	359 268	379 470	400 764

No.	Name of school	District	EMIS number	Primary/Secondary Combined	Quintile	No Fee Status	Section 21 Status	Nr of Educators	Nr of non Educators	Nr of Learners	Allocation per-learner 2018	Main Appropriation		Revised estimate	Medium-term estimates		
												2017/2018	2018		2019	2020	
1241	SEKGOPO	MOPANI	925661115	PRIMARY SCHOOL	1	YES	Yes	30	7	361	921.20	629 237	1 397	630 634	332 553	351 253	370 964
1242	SEKGOITHI	MOPANI	925661153	PRIMARY SCHOOL	1	YES	Yes	3	2	242	921.20	39 596	678	40 275	222 930	235 466	248 679
1243	SEKGIWARE	MOPANI	925661184	SECONDARY SCHOOL	1	YES	Yes	10	4	502	921.20	256 515	1 430	257 946	462 442	488 446	515 855
1244	SEKOLO	MOPANI	925661214	PRIMARY SCHOOL	1	YES	Yes	12	3	800	921.20	265 123	1 619	266 742	736 960	778 400	822 080
1245	SEMARELA	MOPANI	925661344	SECONDARY SCHOOL	1	YES	Yes	11	6	389	921.20	396 824	1 279	398 103	358 347	378 497	399 736
1246	SEMENDHE	MOPANI	925661351	SECONDARY SCHOOL	1	YES	Yes	7	3	397	921.20	143 752	1 978	145 730	365 716	386 281	407 957
1247	SENAKWE	MOPANI	906610650	PRIMARY SCHOOL	1	YES	Yes	8	1	1070	921.20	217 780	659	218 439	985 684	1 041 110	1 099 532
1248	SENOFELWA	MOPANI	925610667	PRIMARY SCHOOL	1	YES	Yes	10	0	626	921.20	399 407	326	399 732	576 671	609 098	643 278
1249	SENIWAKGOLOLO	MOPANI	925610254	SECONDARY SCHOOL	1	YES	Yes	8	0	139	921.20	255 655	517	256 171	128 047	135 247	142 836
1250	SEPHUKUBJE	MOPANI	925611035	PRIMARY SCHOOL	1	YES	Yes	8	2	486	921.20	212 615	280	212 876	447 703	472 878	499 414
1251	SERPE	MOPANI	925610681	PRIMARY SCHOOL	1	YES	Yes	19	6	411	921.20	601 692	538	602 230	378 613	399 903	422 344
1252	SETHONG	MOPANI	906610780	PRIMARY SCHOOL	1	YES	Yes	19	4	427	921.20	515 613	286	515 899	393 362	415 471	438 785
1253	SETLOUWANE	MOPANI	925610261	PRIMARY SCHOOL	1	YES	Yes	6	3	194	921.20	174 740	221	174 961	178 713	188 762	199 354
1254	SETSEKANA	MOPANI	925611042	PRIMARY SCHOOL	1	YES	Yes	19	1	448	921.20	517 335	2 127	519 462	412 698	435 904	460 365
1255	SEUNWANE	MOPANI	925610285	SECONDARY SCHOOL	1	YES	Yes	16	4	56	921.20	585 337	372	585 709	51 587	54 488	57 546
1256	SEVENGIWANA	MOPANI	925610704	SECONDARY SCHOOL	1	YES	Yes	8	2	1009	921.20	162 689	260	162 950	929 491	981 757	1 036 848
1257	SHAMIRIRI	MOPANI	986601400	COMBINED SCHOOL	1	YES	Yes	17	0	371	921.20	537 133	2 037	539 170	341 765	360 983	381 240
1258	SHILOMULE	MOPANI	925610711	SECONDARY SCHOOL	1	YES	Yes	14	4	291	921.20	450 193	827	451 021	288 069	283 143	299 032
1259	SHIPHAMELE	MOPANI	925610728	PRIMARY SCHOOL	1	YES	Yes	15	5	1315	921.20	509 588	416	510 003	1 211 378	1 279 495	1 351 294
1260	SILVERSEE	MOPANI	925610735	PRIMARY SCHOOL	1	YES	Yes	2	1	148	921.20	28 791	586	29 377	136 338	144 004	152 085
1261	SIYANDANI	MOPANI	925610308	PRIMARY SCHOOL	1	YES	Yes	10	3	370	921.20	336 569	380	336 949	340 844	360 010	380 212
1262	SOLANI	MOPANI	925610315	PRIMARY SCHOOL	1	YES	Yes	20	10	601	921.20	748 027	485	748 512	553 641	584 773	617 588
1263	SOLANI SAMPSON NYANMITWA	MOPANI	906120188	SECONDARY SCHOOL	1	YES	Yes	9	0	302	921.20	285 782	1 495	287 277	278 202	293 846	310 335
1264	TALLOME	MOPANI	924650047	PRIMARY SCHOOL	1	YES	Yes	23	0	236	921.20	511 309	928	512 237	217 403	229 628	242 514
1265	THABISONG	MOPANI	924651910	PRIMARY SCHOOL	1	YES	Yes	2	1	471	921.20	43 900	1 583	45 484	433 865	458 283	484 000
1266	THE JUNCTION	MOPANI	906120348	PRIMARY SCHOOL	1	YES	Yes	25	2	279	921.20	706 709	687	707 395	257 015	271 467	286 700
1267	THLALEFA	MOPANI	906121884	COMBINED SCHOOL	1	YES	Yes	2	0	110	921.20	28 791	1 103	29 894	101 332	107 030	113 036
1268	TIKENI	MOPANI	991102501	SECONDARY SCHOOL	1	YES	Yes	12	2	266	921.20	351 202	962	352 164	245 039	258 818	273 342
1269	TIRHANI	MOPANI	921230122	PRIMARY SCHOOL	1	YES	Yes	10	3	660	921.20	312 467	500	312 967	607 992	642 180	678 216
1270	TLAKULANI	MOPANI	924651050	SECONDARY SCHOOL	1	YES	Yes	7	2	409	921.20	194 539	1 136	195 675	376 771	397 957	420 288

No.	Name of school	District	EMIS number	Primary/Secondary Combined	Quintile	No Fee Status	Section 21 Status	Nr of Educators	Nr of non Educators	Nr of Learners	Allocation per learner 2018	Main Appropriation		Revised estimate	Medium-term estimates		
												2017/2018	2018		2019	2020	
1271	TLHABELNI	MOPANI	906120591	PRIMARY SCHOOL	1	YES	Yes	22	2	531	921.20	641 289	1 695	642 983	489 157	516 663	545 656
1272	TLHAPEDI	MOPANI	924650191	PRIMARY SCHOOL	1	YES	Yes	19	8	828	921.20	677 442	1 567	679 008	762 754	805 644	850 853
1273	TLHARIHANI	MOPANI	921230191	PRIMARY SCHOOL	1	YES	Yes	19	5	992	921.20	397 695	1 243	398 928	913 830	965 216	1 019 379
1274	TLHOTLHOKME	MOPANI	924650115	PRIMARY SCHOOL	1	YES	Yes	12	10	271	921.20	264 263	974	265 237	249 645	263 683	278 480
1275	TOURS	MOPANI	996603501	PRIMARY SCHOOL	1	YES	Yes	23	1	484	921.20	856 486	1 520	858 006	445 861	470 932	497 358
1276	TSAKANI	MOPANI	921230388	PRIMARY SCHOOL	1	YES	Yes	17	5	283	921.20	522 500	1 058	523 558	260 700	275 359	290 811
1277	TSANENG	MOPANI	924650146	COMBINED SCHOOL	1	YES	Yes	9	0	243	921.20	135 144	2 167	137 311	223 852	236 439	249 707
1278	TSEKERE	MOPANI	906121075	PRIMARY SCHOOL	1	YES	Yes	12	8	563	921.20	392 520	1 434	393 955	518 636	547 799	578 539
1279	TSHANGWANE	MOPANI	924650153	PRIMARY SCHOOL	1	YES	Yes	11	5	326	921.20	337 430	2 898	340 328	300 311	317 198	334 998
1280	TSEHIBHANI	MOPANI	921230481	PRIMARY SCHOOL	1	YES	Yes	11	0	860	921.20	338 569	806	337 375	792 232	836 780	883 736
1281	TSHOWANI	MOPANI	924650290	PRIMARY SCHOOL	1	YES	Yes	6	4	215	921.20	156 664	1 119	157 783	198 068	209 195	220 934
1282	TSOOGANG	MOPANI	924651866	PRIMARY SCHOOL	1	YES	Yes	13	6	228	921.20	379 608	2 199	381 807	210 034	221 844	234 293
1283	TUMEDI	MOPANI	921230627	PRIMARY SCHOOL	1	YES	Yes	3	0	140	921.20	37 014		38 137	128 968	136 220	143 864
1284	UKUTHULLA	MOPANI	925620039	PRIMARY SCHOOL	1	YES	Yes	41	11	946	921.20	935 679	1 964	937 642	871 455	920 468	972 110
1285	VALLAMBROSA	MOPANI	925621438	PRIMARY SCHOOL	1	YES	Yes	12	4	598	921.20	348 620	2 035	350 655	550 078	581 054	614 505
1286	VASASELE	MOPANI	925620268	PRIMARY SCHOOL	1	YES	Yes	8	5	484	921.20	290 086	1 991	292 077	445 861	470 932	497 358
1287	VUSIZI	MOPANI	925620329	PRIMARY SCHOOL	1	YES	Yes	30	8	726	921.20	1 093 203	731	1 093 934	688 791	706 398	746 038
1288	VUTLHARI	MOPANI	925620381	SECONDARY SCHOOL	1	YES	Yes	3	1	237	921.20	59 395	1 594	60 988	218 324	230 601	243 541
1289	VUYANI	MOPANI	925620428	PRIMARY SCHOOL	1	YES	Yes	11	3	271	921.20	316 771	1 231	318 001	249 645	263 683	278 480
1290	XIBUKULANA	MOPANI	925620701	SECONDARY SCHOOL	1	YES	Yes	16	4	390	921.20	518 196	2 673	520 869	359 268	379 470	400 764
1291	XIHOKO	MOPANI	925621308	PRIMARY SCHOOL	1	YES	Yes	10	3	421	921.20	273 731	2 346	276 077	387 625	409 633	432 620
1292	XIMUWINI	MOPANI	925621421	PRIMARY SCHOOL	1	YES	Yes	6	4	721	921.20	193 678	2 337	196 015	664 185	701 533	740 900
1293	XIRHULURHULLU	MOPANI	925620763	PRIMARY SCHOOL	1	YES	Yes	14	3	265	921.20	388 216	2 073	390 289	244 118	257 845	272 314
1294	XITLAKATI	MOPANI	925620831	PRIMARY SCHOOL	1	YES	Yes	4	1	457	921.20	89 522	1 090	90 612	420 988	444 661	469 613
1295	XITLHANGU	MOPANI	996602405	PRIMARY SCHOOL	1	YES	Yes	3	1	1289	921.20	78 332	2 900	81 232	1 187 427	1 254 197	1 324 576
1296	ZAMANI -1	MOPANI	925620909	PRIMARY SCHOOL	1	YES	Yes	12	0	525	921.20	241 882	1 128	243 010	483 630	510 825	539 490
1297	ZAVA	MOPANI	925620954	SECONDARY SCHOOL	1	YES	Yes	18	6	322	921.20	538 855	2 020	540 875	296 626	313 306	330 887
1298	ZET-ZET TWO	MOPANI	925621025	PRIMARY SCHOOL	1	YES	Yes	19	4	52	921.20	522 500	3 085	525 884	47 902	50 596	53 435
1299	ADOLF MHINGA	WHEMBE	925621087	SECONDARY SCHOOL	1	YES	Yes	15	4	774	921.20	417 483	1 781	419 264	713 009	753 102	795 362
1300	ALFRED NNGMEDZENI	WHEMBE	925621094	SECONDARY SCHOOL	1	YES	Yes	24	1	330	921.20	738 558	1 943	740 900	303 966	321 060	339 108

No.	Name of school	District	EMIS number	Primary Secondary Combined	Quintile	No Fee Status	Section 21 Status	Nr of Educators	Nr of non Educators	Nr of Learners	Allocation per learner 2018	2017/2018		Medium-term estimates			
												Main Appropriation	Adjusted Appropriation	Revised estimate	2018	2019	2020
1301	ANDRIES MUGAGULI	VHEMBE	925621131	SECONDARY SCHOOL	1	YES	Yes	29	4	245	921.20	823 776	229	824 005	225 694	238 385	251 762
1302	AVHATONDWI	VHEMBE	925621216	PRIMARY SCHOOL	1	YES	Yes	7	4	496	921.20	228 109	1 621	229 731	458 759	484 554	511 745
1303	B.R. NEMULODI	VHEMBE	930320742	PRIMARY SCHOOL	1	YES	Yes	10	0	276	921.20	401 989	582	402 571	254 251	268 548	283 618
1304	BASOFA	VHEMBE	912520382	SECONDARY SCHOOL	1	YES	Yes	10	1	1262	921.20	244 464	1 105	245 959	1 162 554	1 227 926	1 296 831
1305	BOXAHUKU	VHEMBE	912520467	PRIMARY SCHOOL	1	YES	Yes	9	2	668	921.20	154 081	674	154 756	615 362	649 964	686 437
1306	CALEDON	VHEMBE	912520542	PRIMARY SCHOOL	1	YES	Yes	19	3	532	921.20	408 014	941	408 955	490 078	517 636	546 883
1307	CHRIST THE KING	VHEMBE	931521046	PRIMARY SCHOOL	1	YES	Yes	13	6	698	921.20	461 383	395	461 778	642 998	679 154	717 265
1308	DAMBALE	VHEMBE	930350491	PRIMARY SCHOOL	1	YES	Yes	10	4	60	921.20	242 743	951	243 694	55 272	58 380	61 656
1309	DAVID MUTSHINYALO	VHEMBE	930390507	SECONDARY SCHOOL	1	YES	Yes	25	12	644	921.20	733 393	731	734 124	593 253	626 612	661 774
1310	DIDIDI	VHEMBE	930351210	PRIMARY SCHOOL	1	YES	Yes	6	4	448	921.20	177 323	1 523	178 845	412 698	435 904	460 365
1311	DOMBONI	VHEMBE	930350439	PRIMARY SCHOOL	1	YES	Yes	8	0	102	921.20	182 487	487	182 975	93 962	99 246	104 815
1312	DOREEN-BRIDGE	VHEMBE	930350415	COMBINED SCHOOL	1	YES	Yes	4	2	238	921.20	118 789	735	119 524	219 246	231 574	244 569
1313	DOVHO	VHEMBE	930351227	PRIMARY SCHOOL	1	YES	Yes	23	7	152	921.20	824 637	1 985	826 621	140 022	147 896	156 195
1314	DYELAMANANHA	VHEMBE	930350408	SECONDARY SCHOOL	1	YES	Yes	13	3	235	921.20	487 207	589	487 806	216 482	228 655	241 486
1315	DZVHANI	VHEMBE	930351258	PRIMARY SCHOOL	1	YES	Yes	10	6	345	921.20	356 367	857	357 224	317 814	335 685	354 922
1316	ESMEFOUR	VHEMBE	930360330	PRIMARY SCHOOL	1	YES	Yes	19	2	12	921.20	613 743	1 079	614 823	11 054	11 676	12 331
1317	FANDANI	VHEMBE	911361514	PRIMARY SCHOOL	1	YES	Yes	10	3	83	921.20	211 754	672	212 426	76 460	80 759	85 291
1318	PHATUWANI	VHEMBE	911361569	SECONDARY SCHOOL	1	YES	Yes	6	4	486	921.20	216 058	1 455	217 514	447 703	472 878	489 414
1319	FHEMBELEDZANI	VHEMBE	911361378	PRIMARY SCHOOL	1	YES	Yes	17	0	41	921.20	400 267	1 145	401 412	37 769	39 893	42 132
1320	FHETANI	VHEMBE	911361361	SECONDARY SCHOOL	1	YES	Yes	12	3	750	921.20	344 316	1 273	345 989	690 900	729 750	770 700
1321	GOLE	VHEMBE	930361354	SECONDARY SCHOOL	1	YES	Yes	20	6	706	921.20	624 073	164	624 237	650 367	686 938	725 486
1322	GUMBU	VHEMBE	916411273	PRIMARY SCHOOL	1	YES	Yes	9	3	299	921.20	241 021	695	241 716	275 439	290 927	307 252
1323	GUNDA	VHEMBE	911360949	PRIMARY SCHOOL	1	YES	Yes	12	0	257	921.20	379 608	2 144	381 752	236 748	250 061	264 093
1324	GUMELA	VHEMBE	911361283	PRIMARY SCHOOL	1	YES	Yes	37	10	350	921.20	1 100 950	1 134	1 102 084	322 420	340 560	359 660
1325	HASANI	VHEMBE	993301105	PRIMARY SCHOOL	1	YES	Yes	11	4	446	921.20	432 977	830	433 807	410 855	433 958	458 310
1326	HASANI LAWRENCE	VHEMBE	993301204	PRIMARY SCHOOL	1	YES	Yes	14	3	313	921.20	327 961	1 575	329 536	288 336	304 549	321 639
1327	HLAWULERANI	VHEMBE	911361439	PRIMARY SCHOOL	1	YES	Yes	2	0	532	921.20	30 128	279	30 407	490 078	517 636	546 683
1328	HOPE	VHEMBE	911360184	PRIMARY SCHOOL	1	YES	Yes	25	8	198	921.20	653 340	632	653 972	182 398	192 654	203 465
1329	HUMULA	VHEMBE	911360085	SECONDARY SCHOOL	1	YES	Yes	8	4	320	921.20	277 174	562	277 727	294 784	311 360	328 832
1330	JILONGO	VHEMBE	911360115	SECONDARY SCHOOL	1	YES	Yes	15	3	745	921.20	259 098	542	259 640	686 294	724 885	765 562

No.	Name of school	District	EMIS number	Primary Secondary Combined	Quintile	No Fee Status	Section 21 Status	Nrof Educators	Nrof non Educators	Nrof Learners	Allocation per learner 2018	Main Appropriation		Revised estimate	Medium-term estimates		
												2017/2018	2018		2019	2020	
1331	JOAS PHAHLELA	WHEMBE	911360948	PRIMARY SCHOOL	1	YES	Yes	12	4	755	921.20	459 662	1 470	461 132	695 506	734 615	775 838
1332	JOE MABEDLE	WHEMBE	993301400	PRIMARY SCHOOL	1	YES	Yes	7	3	323	921.20	250 490	712	251 202	297 548	314 279	331 915
1333	JOHN XIKUNDU	WHEMBE	911360987	PRIMARY SCHOOL	1	YES	Yes	36	3	858	921.20	1 099 229	2 701	1 101 929	790 390	834 834	881 681
1334	JULIUS	WHEMBE	911360368	SECONDARY SCHOOL	1	YES	Yes	22	0	382	921.20	573 286	1 411	574 697	351 898	371 686	392 543
1335	KETLANE	WHEMBE	911360399	PRIMARY SCHOOL	1	YES	Yes	14	5	382	921.20	432 117	1 625	433 742	351 898	371 686	392 543
1336	KHAKHANWA	WHEMBE	993301300	PRIMARY SCHOOL	1	YES	Yes	18	1	236	921.20	556 070	1 781	557 851	217 403	229 628	242 514
1337	KHATISA	WHEMBE	911360429	SECONDARY SCHOOL	1	YES	Yes	2	1	846	921.20	49 085	712	49 777	779 335	823 158	869 350
1338	KHUPUKANI	WHEMBE	911360443	PRIMARY SCHOOL	1	YES	Yes	17	1	322	921.20	545 741	882	546 623	296 626	313 306	330 887
1339	KHWARA	WHEMBE	911360474	SECONDARY SCHOOL	1	YES	Yes	13	9	389	921.20	389 938	1 220	391 158	388 347	378 497	399 736
1340	KRANENBURG	WHEMBE	993301301	PRIMARY SCHOOL	1	YES	Yes	2	2	189	921.20	98 130	1 705	99 835	174 107	183 897	194 216
1341	KURULEN	WHEMBE	911360917	PRIMARY SCHOOL	1	YES	Yes	10	5	231	921.20	198 842	2 885	201 728	212 797	224 763	237 376
1342	LAMBANI	WHEMBE	993301402	PRIMARY SCHOOL	1	YES	Yes	4	1	312	921.20	127 397	1 061	128 457	287 414	303 576	320 611
1343	LAMWI	WHEMBE	911361194	PRIMARY SCHOOL	1	YES	Yes	8	1	133	921.20	219 501	1 936	221 438	122 520	129 409	136 671
1344	LIMBEDZI	WHEMBE	911360320	SECONDARY SCHOOL	1	YES	Yes	13	1	236	921.20	312 457	1 050	313 517	217 403	229 628	242 514
1345	LUKALO	WHEMBE	911360566	PRIMARY SCHOOL	1	YES	Yes	3	0	289	921.20	30 988	737	31 726	266 227	281 197	296 976
1346	LUKHAMANE	WHEMBE	911360573	PRIMARY SCHOOL	1	YES	Yes	3	2	177	921.20	98 991	655	99 646	163 062	172 221	181 885
1347	LUMUKA	WHEMBE	911360580	SECONDARY SCHOOL	1	YES	Yes	18	4	155	921.20	421 787	1 140	422 927	142 766	150 815	159 278
1348	LUPEDZE	WHEMBE	911361774	PRIMARY SCHOOL	1	YES	Yes	3	0	252	921.20	40 457	775	41 232	232 142	245 196	258 955
1349	LUVHONGO	WHEMBE	930361743	SECONDARY SCHOOL	1	YES	Yes	19	6	186	921.20	637 845	502	638 347	171 343	180 978	191 134
1350	LUVHONE	WHEMBE	911361224	PRIMARY SCHOOL	1	YES	Yes	24	5	385	921.20	657 644	1 831	659 475	354 662	374 605	395 626
1351	LWENZHE	WHEMBE	930361217	SECONDARY SCHOOL	1	YES	Yes	7	3	131	921.20	263 402	330	263 731	120 677	127 463	134 616
1352	MAANDAMAHULU	WHEMBE	911360696	PRIMARY SCHOOL	1	YES	Yes	8	1	380	921.20	185 931	1 168	187 098	350 056	369 740	390 488
1353	MADIMBO	WHEMBE	930360719	PRIMARY SCHOOL	1	YES	Yes	9	5	899	921.20	324 518	1 002	325 520	828 159	874 727	923 812
1354	MADOBI	WHEMBE	930360733	PRIMARY SCHOOL	1	YES	Yes	12	5	443	921.20	368 418	351	368 769	408 092	431 039	455 227
1355	MADONSI	WHEMBE	911360757	SECONDARY SCHOOL	1	YES	Yes	9	2	132	921.20	269 427	1 451	270 878	121 598	128 436	136 643
1356	MAFENYA	WHEMBE	930361736	PRIMARY SCHOOL	1	YES	Yes	14	7	342	921.20	473 435	338	473 773	315 050	332 766	351 439
1357	MAHAGALA	WHEMBE	905361620	PRIMARY SCHOOL	1	YES	Yes	4	1	280	921.20	133 422	2 001	135 424	257 936	272 440	287 728
1358	MAHLULIWANI	WHEMBE	923311564	PRIMARY SCHOOL	1	YES	Yes	15	5	303	921.20	363 785	1 386	365 171	279 124	294 619	311 363
1359	MAHUNGUJHI	WHEMBE	923311014	PRIMARY SCHOOL	1	YES	Yes	23	12	102	921.20	607 718	439	608 157	93 962	99 246	104 815
1360	MAKHAPULE	WHEMBE	930310776	PRIMARY SCHOOL	1	YES	Yes	19	5	685	921.20	633 541	210	633 751	631 022	686 305	703 906

No.	Name of school	District	EMIS number	Primary/Secondary Combined	Quintile	No Fee Status	Section 21 Status	Nr of Educators	Nr of non Educators	Nr of Learners	Allocation per learner 2018	Main Appropriation		Revised estimate	Medium-term estimates		
												2017/2018	2018		2019	2020	
1361	MAKHASA	VHEMBE	923310851	PRIMARY SCHOOL	1	YES	Yes	11	3	284	921.20	259 098	128	259 226	261 621	276 332	291 838
1362	MAKULEKE	VHEMBE	923310912	PRIMARY SCHOOL	1	YES	Yes	11	0	411	921.20	557 792	302	558 094	378 613	399 903	422 344
1363	MALANGWA	VHEMBE	923310820	PRIMARY SCHOOL	1	YES	Yes	15	3	92	921.20	327 961	1 153	329 114	84 750	89 516	94 539
1364	MAWATHIELEDZHA	VHEMBE	923311007	PRIMARY SCHOOL	1	YES	Yes	10	3	229	921.20	329 683	523	330 205	210 955	222 817	235 320
1365	MANGONDI	VHEMBE	923310943	PRIMARY SCHOOL	1	YES	Yes	8	2	340	921.20	189 374	334	189 708	313 208	330 820	349 384
1366	MAPAPILA	VHEMBE	923310746	PRIMARY SCHOOL	1	YES	Yes	27	8	540	921.20	782 458	538	782 896	497 448	525 420	554 904
1367	MAPHOPHE	VHEMBE	906350085	PRIMARY SCHOOL	1	YES	Yes	9	3	550	921.20	277 174	1 052	278 226	506 660	535 150	565 180
1368	MARA	VHEMBE	930350965	COMBINED SCHOOL	1	YES	Yes	16	4	91	921.20	380 469	368	380 837	83 829	88 543	93 512
1369	MAROI	VHEMBE	930350972	COMBINED SCHOOL	1	YES	Yes	4	0	257	921.20	139 448	704	140 151	236 748	250 061	264 093
1370	IMASETONI	VHEMBE	930350705	PRIMARY SCHOOL	1	YES	Yes	7	3	247	921.20	212 615	212	212 827	227 536	240 331	253 817
1371	IMASHAA	VHEMBE	930350689	PRIMARY SCHOOL	1	YES	Yes	9	2	188	921.20	276 314	584	276 897	173 166	182 924	193 189
1372	IMATSKA	VHEMBE	930350675	PRIMARY SCHOOL	1	YES	Yes	5	4	273	921.20	105 877	311	106 188	251 488	265 629	280 535
1373	IMAVUNDE	VHEMBE	930350071	PRIMARY SCHOOL	1	YES	Yes	9	0	316	921.20	235 886	783	236 199	291 089	307 468	324 722
1374	IMBAHE	VHEMBE	930350684	PRIMARY SCHOOL	1	YES	Yes	9	0	134	921.20	164 411	473	164 883	123 441	130 382	137 698
1375	IMDANISI	VHEMBE	930350637	PRIMARY SCHOOL	1	YES	Yes	6	0	587	921.20	167 854	128	167 982	540 744	571 151	603 201
1376	MKHACANI IZAMANI	VHEMBE	923310042	PRIMARY SCHOOL	1	YES	Yes	7	3	800	921.20	220 382	342	236 199	736 960	778 400	822 080
1377	IMBOFHENI	VHEMBE	923310189	PRIMARY SCHOOL	1	YES	Yes	9	2	508	921.20	173 880	326	174 205	467 970	494 284	522 021
1378	MOVHE	VHEMBE	923310257	SECONDARY SCHOOL	1	YES	Yes	11	4	153	921.20	298 694	488	299 192	140 944	148 869	157 223
1379	MPATHAKA	VHEMBE	923310417	PRIMARY SCHOOL	1	YES	Yes	11	4	27	921.20	107 599	1 646	109 245	24 872	26 271	27 745
1380	MPFARISENI	VHEMBE	923310400	SECONDARY SCHOOL	1	YES	Yes	12	3	324	921.20	330 543	626	331 169	298 469	315 252	332 942
1381	MUDZIDZIDI	VHEMBE	923310080	PRIMARY SCHOOL	1	YES	Yes	12	5	60	921.20	815 168	1 869	817 037	55 272	58 380	61 656
1382	MUKHOMI	VHEMBE	923310356	PRIMARY SCHOOL	1	YES	Yes	29	6	545	921.20	364 975	512	365 487	502 054	530 285	560 042
1383	MUKHWANTHELI	VHEMBE	923310264	SECONDARY SCHOOL	1	YES	Yes	11	1	948	921.20	144 613	494	145 106	873 298	922 404	974 165
1384	MUKONDENI	VHEMBE	923330473	PRIMARY SCHOOL	1	YES	Yes	8	2	153	921.20	325 379	578	325 956	140 944	148 869	157 223
1385	MULENZHE	VHEMBE	923310523	PRIMARY SCHOOL	1	YES	Yes	12	3	469	921.20	239 300	197	239 497	432 043	456 337	481 944
1386	MURAGA	VHEMBE	930310615	PRIMARY SCHOOL	1	YES	Yes	8	3	287	921.20	307 302	286	307 688	264 384	279 251	294 921
1387	MUSHIRU	VHEMBE	930310578	PRIMARY SCHOOL	1	YES	Yes	12	1	165	921.20	86 079	779	86 858	151 998	160 545	169 554
1388	MUTOTI	VHEMBE	923310462	PRIMARY SCHOOL	1	YES	Yes	3	0	163	921.20	621 490	655	622 146	150 156	158 999	167 499
1389	MUTSHENA	VHEMBE	930310660	PRIMARY SCHOOL	1	YES	Yes	19	5	82	921.20	256 515	1 111	257 626	75 538	79 786	84 263
1390	INDARIEN	VHEMBE	930310714	SECONDARY SCHOOL	1	YES	Yes	9	3	492	921.20				453 230	478 716	505 579

No.	Name of school	District	EMIS number	Primary Secondary Combined	Quintile	No Fee Status	Section 21 Status	Nr of Educators	Nr of non Educators	Nr of Learners	Allocation per learner 2018	Main Appropriation	Adjusted Appropriation 2017/2018	Revised estimate	Medium-term estimates		
															2018	2019	2020
1391	NDITSHENI	VHEMBE	930310707	SECONDARY SCHOOL	1	YES	Yes	15	1	216	921.20	351 202	773	351 975	200 822	212 114	224 017
1392	NTSAKOMATSAKALI	VHEMBE	930310455	SECONDARY SCHOOL	1	YES	Yes	5	0	307	921.20	88 661	300	88 962	282 808	298 711	315 473
1393	NWANATI	VHEMBE	930310608	SECONDARY SCHOOL	1	YES	Yes	7	3	1333	921.20	187 652	258	187 911	1 227 960	1 297 009	1 369 791
1394	P.P. HLUNGWANI	VHEMBE	930310530	SECONDARY SCHOOL	1	YES	Yes	9	4	1001	921.20	260 819	754	261 573	922 121	973 973	1 028 628
1395	PFLINEKANI	VHEMBE	931340012	PRIMARY SCHOOL	1	YES	Yes	14	5	201	921.20	458 801	798	459 599	185 161	195 573	206 548
1396	PHAPHAZELA	VHEMBE	930351737	PRIMARY SCHOOL	1	YES	Yes	17	1	673	921.20	480 321	1 575	481 896	619 968	654 829	691 575
1397	PHAVENI	VHEMBE	906531278	PRIMARY SCHOOL	1	YES	Yes	5	1	496	921.20	74 889	809	75 697	456 915	482 608	509 690
1398	RANNDOGWANA	VHEMBE	906531063	SECONDARY SCHOOL	1	YES	Yes	11	0	481	921.20	199 703	17	199 720	443 097	468 013	494 276
1399	SAMBANDOU	VHEMBE	902323561	PRIMARY SCHOOL	1	YES	Yes	7	4	553	921.20	210 894	487	211 381	509 424	538 069	588 263
1400	SCHUITDRIFT	VHEMBE	902319226	COMBINED SCHOOL	1	YES	Yes	6	2	149	921.20	156 664	32	156 695	137 259	144 977	153 112
1401	SHILUME	VHEMBE	906531629	PRIMARY SCHOOL	1	YES	Yes	11	2	247	921.20	238 439	95	238 533	227 536	240 331	253 817
1402	SIGONDE	VHEMBE	902316005	PRIMARY SCHOOL	1	YES	Yes	8	1	242	921.20	247 908	403	248 311	222 930	235 466	248 679
1403	STEFANUS HOFMEYR	VHEMBE	90231582	PRIMARY SCHOOL	1	YES	Yes	6	3	22	921.20	112 763	351	113 114	20 266	21 466	22 607
1404	SUMBANA	VHEMBE	902323554	SECONDARY SCHOOL	1	YES	Yes	17	4	348	921.20	503 562	475	504 037	320 578	338 604	357 605
1405	TAKALANI NYAMEDZENI	VHEMBE	906531728	PRIMARY SCHOOL	1	YES	Yes	14	5	144	921.20	426 952	50	427 002	132 653	140 112	147 974
1406	TANGANEDZIWA	VHEMBE	90231667	PRIMARY SCHOOL	1	YES	Yes	11	0	8	921.20	154 942	365	155 308	7 370	7 784	8 221
1407	THASE	VHEMBE	906532004	SECONDARY SCHOOL	1	YES	Yes	1	1	366	921.20	28 791	187	28 976	337 159	356 118	376 102
1408	THIFHURWI	VHEMBE	993034503	PRIMARY SCHOOL	1	YES	Yes	14	1	154	921.20	279 757	50	279 807	141 865	149 842	158 250
1409	TOMBOLAGOLE	VHEMBE	930361026	SECONDARY SCHOOL	1	YES	Yes	2	0	225	921.20	57 673	536	58 208	207 270	218 925	231 210
1410	TOHLOWANI	VHEMBE	930361040	PRIMARY SCHOOL	1	YES	Yes	17	6	157	921.20	500 119	659	500 776	144 628	152 761	161 333
1411	TSHAMAVHIDZI	VHEMBE	930360979	PRIMARY SCHOOL	1	YES	Yes	28	5	222	921.20	824 637	536	825 172	204 506	216 006	228 127
1412	TSHANZHE	VHEMBE	930361057	PRIMARY SCHOOL	1	YES	Yes	5	0	156	921.20	115 346	603	115 949	143 707	151 788	160 306
1413	TSHIBALO	VHEMBE	930361064	PRIMARY SCHOOL	1	YES	Yes	13	12	118	921.20	394 242	599	394 840	108 702	114 814	121 257
1414	TSHIKIWANI	VHEMBE	930361002	PRIMARY SCHOOL	1	YES	Yes	8	4	257	921.20	228 970	531	229 501	236 748	250 061	264 093
1415	TSHINETISE	VHEMBE	930361125	PRIMARY SCHOOL	1	YES	Yes	6	3	495	921.20	152 360	1 056	153 416	455 994	481 635	508 662
1416	TSUNDZUKANI	VHEMBE	930361149	PRIMARY SCHOOL	1	YES	Yes	6	2	539	921.20	142 030	342	142 373	496 527	524 447	553 876
1417	TSWERA	VHEMBE	930361095	PRIMARY SCHOOL	1	YES	Yes	4	1	254	921.20	68 863	1 119	69 993	233 965	247 142	261 010
1418	VHURIVHURI	VHEMBE	930361001	PRIMARY SCHOOL	1	YES	Yes	17	2	360	921.20	456 219	601	456 819	331 632	350 280	369 936
1419	VONGANI	VHEMBE	911320886	PRIMARY SCHOOL	1	YES	Yes	12	0	918	921.20	238 439	926	239 365	845 662	893 214	943 337
1420	VUSIWAYI	VHEMBE	911321660	SECONDARY SCHOOL	1	YES	Yes	15	3	393	921.20	318 492	785	319 278	362 032	382 389	403 847

No.	Name of school	District	EMS number	Primary Secondary Combined	Quintile	No Fee Status	Section 21 Status	Nr of Educators	Nr of non Educators	Nr of Learners	Allocation per learner 2018	Main Appropriation		Adjusted Appropriation 2017/2018	Revised estimate	Medium-term estimates		
												Appropriation	2017/2018			2018	2019	2020
1421	VUUMUTSHENA	VHEMBE	930321233	SECONDARY SCHOOL	1	YES	Yes	50	10	270	921.20	1 267 083	269	1 267 352	248 724	262 710	277 452	
1422	XIMIXONI	VHEMBE	911321066	PRIMARY SCHOOL	1	YES	Yes	32	7	484	921.20	881 449	422	881 871	445 861	470 932	497 358	
1423	XIMUNWANA	VHEMBE	930321394	SECONDARY SCHOOL	1	YES	Yes	2	1	912	921.20	32 710	1 067	33 777	840 134	887 376	937 171	
1424	BALTIMORE	WATERBERG	930321608	PRIMARY SCHOOL	1	YES	Yes	6	1	47	921.20	147 195	844	148 039	43 296	45 731	48 297	
1425	BATHOKWA	WATERBERG	905321462	SECONDARY SCHOOL	1	YES	Yes	19	8	272	921.20	618 908	512	619 420	250 566	264 666	279 507	
1426	BLAUMBOSCHKUIL	WATERBERG	930321400	PRIMARY SCHOOL	1	YES	Yes	14	5	371	921.20	434 699	544	435 243	341 765	360 983	381 240	
1427	BLINKWATER	WATERBERG	930321332	PRIMARY SCHOOL	1	YES	Yes	2	1	19	921.20	43 040	395	43 434	17 503	18 487	19 524	
1428	BOITHUTO	WATERBERG	909130109	COMBINED SCHOOL	1	YES	Yes	18	4	117	921.20	526 803	1 588	528 391	107 780	113 841	120 229	
1429	CHROME MINE	WATERBERG	909132512	PRIMARY SCHOOL	1	YES	Yes	15	7	739	921.20	463 966	153	464 119	680 767	719 047	759 396	
1430	DEO GLORIA	WATERBERG	909130475	PRIMARY SCHOOL	1	YES	Yes	4	2	1105	921.20	92 985	1 825	94 790	1 017 926	1 075 165	1 135 498	
1431	DIRETSANENG	WATERBERG	909131164	PRIMARY SCHOOL	1	YES	Yes	8	2	162	921.20	206 590	1 327	207 917	149 234	157 626	166 471	
1432	DITLOTSWANE	WATERBERG	910130333	PRIMARY SCHOOL	1	YES	Yes	6	4	111	921.20	201 425	1 163	202 868	102 253	108 003	114 064	
1433	DITLOU	WATERBERG	909131324	PRIMARY SCHOOL	1	YES	Yes	2	2	383	921.20	28 791	160	28 951	352 820	372 659	393 571	
1434	DWAALBOOM	WATERBERG	909131699	PRIMARY SCHOOL	1	YES	Yes	13	3	110	921.20	324 518	785	325 303	101 332	107 030	113 036	
1435	E.A. DAVIDSON	WATERBERG	908110389	PRIMARY SCHOOL	1	YES	Yes	5	3	220	921.20	117 067	645	117 712	202 664	214 060	226 072	
1436	ELAND	WATERBERG	908110822	PRIMARY SCHOOL	1	YES	Yes	1	1	62	921.20	28 791	2 791	31 582	57 114	60 326	63 711	
1437	GALLAKWINSTROOM	WATERBERG	908110860	PRIMARY SCHOOL	1	YES	Yes	18	6	249	921.20	346 038	586	346 623	229 379	242 277	255 872	
1438	GEORGE MASIBE	WATERBERG	90711092	SECONDARY SCHOOL	1	YES	Yes	8	0	253	921.20	145 474	233	145 707	233 064	246 169	259 983	
1439	GODWIN MASIBE	WATERBERG	906111559	PRIMARY SCHOOL	1	YES	Yes	14	5	437	921.20	224 666	2 069	226 735	402 564	425 201	449 061	
1440	GROENVELI	WATERBERG	991103201	SECONDARY SCHOOL	1	YES	Yes	5	3	246	921.20	140 309	134	140 443	226 615	239 368	252 790	
1441	HECTOR PETERSON	WATERBERG	906120621	PRIMARY SCHOOL	1	YES	Yes	6	1	970	921.20	182 487	611	183 099	893 564	943 610	986 772	
1442	HEUNINGVELI	WATERBERG	906120612	PRIMARY SCHOOL	1	YES	Yes	5	0	206	921.20	125 675	8	125 684	189 767	200 438	211 686	
1443	ISTORES	WATERBERG	906121051	PRIMARY SCHOOL	1	YES	Yes	6	0	64	921.20	103 295	1 348	104 643	58 957	62 272	65 766	
1444	K.K.MONARE	WATERBERG	991104201	PRIMARY SCHOOL	1	YES	Yes	7	2	312	921.20	216 058	2 344	218 402	287 414	303 576	320 611	
1445	KAALEEGTE	WATERBERG	907132228	PRIMARY SCHOOL	1	YES	Yes	14	5	80	921.20	426 091	92	426 183	73 696	77 840	82 208	
1446	KESARONA	WATERBERG	907132211	PRIMARY SCHOOL	1	YES	Yes	14	5	262	921.20	438 142	29	438 172	241 354	254 926	269 231	
1447	KRAUSE	WATERBERG	907131522	PRIMARY SCHOOL	1	YES	Yes	7	0	866	921.20	209 172	40	209 212	797 759	842 618	889 902	
1448	LAERSKOOALMA	WATERBERG	906110089	PRIMARY SCHOOL	1	YES	Yes	11	3	423	921.20	306 441	284	306 725	389 668	411 579	434 675	
1449	LAERSKOOALDOORFONTEIN 839	WATERBERG	909130154	PRIMARY SCHOOL	1	YES	Yes	23	1	46	921.20	834 106	2 497	836 602	42 375	44 758	47 270	
1450	LAERSKOOALLEUPOORT	WATERBERG	909132044	PRIMARY SCHOOL	1	YES	Yes	11	1	40	921.20	231 553	550	232 103	36 848	38 920	41 104	

No.	Name of school	District	EMIS number	Primary/Secondary Combined	Quintile	No Fee Status	Section 21 Status	Nr of Educators	Nr of non Educators	Nr of Learners	Allocation per learner 2018	Main Appropriation		Adjusted Appropriation 2017/2018	Revised estimate	Medium-term estimates		
												2018	2019			2018	2019	2020
1451	LAMOLA	WATERBERG	909130291	SECONDARY SCHOOL	1	YES	Yes	15	1	106	921.20	387 356	445	387 801	97 647	103 138	108 926	
1452	LEMETJA	WATERBERG	909130369	SECONDARY SCHOOL	1	YES	Yes	24	9	258	921.20	715 316	132	715 449	237 670	251 034	265 121	
1453	LENKWANE	WATERBERG	909130406	PRIMARY SCHOOL	1	YES	Yes	2	0	237	921.20	28 791	548	29 339	218 324	230 601	243 541	
1454	LEREKHURENG	WATERBERG	910130635	COMBINED SCHOOL	1	YES	Yes	13	2	302	921.20	272 010	90	272 100	278 202	293 846	310 335	
1455	LETAMONG	WATERBERG	909132006	COMBINED SCHOOL	1	YES	Yes	12	2	293	921.20	324 518	2 195	326 712	269 912	285 089	301 087	
1456	LIMBURG	WATERBERG	909130758	PRIMARY SCHOOL	1	YES	Yes	3	1	306	921.20	28 791	61	28 852	281 887	297 738	314 446	
1457	LUXENBURG	WATERBERG	909131423	PRIMARY SCHOOL	1	YES	Yes	7	1	469	921.20	137 726	248	137 974	432 043	456 337	481 944	
1458	M.C. LANGA	WATERBERG	909131539	SECONDARY SCHOOL	1	YES	Yes	21	3	112	921.20	568 121	111	568 233	103 174	108 976	115 091	
1459	MABOGOPEDI	WATERBERG	909131737	SECONDARY SCHOOL	1	YES	Yes	25	9	935	921.20	1 059 632	357	1 059 989	861 322	909 755	960 806	
1460	MABUELA-RAMORULANE	WATERBERG	909131782	PRIMARY SCHOOL	1	YES	Yes	5	3	704	921.20	148 917	63	148 980	648 525	684 992	723 430	
1461	MADIDIMALO	WATERBERG	909132013	PRIMARY SCHOOL	1	YES	Yes	4	1	68	921.20	109 320	2 732	112 052	62 842	66 164	69 877	
1462	MADIKOTI PUTSOA	WATERBERG	907130208	PRIMARY SCHOOL	1	YES	Yes	13	1	539	921.20	346 898	470	347 369	496 527	524 447	553 876	
1463	MAHLOMA	WATERBERG	907130505	PRIMARY SCHOOL	1	YES	Yes	3	0	260	921.20	56 812	884	57 696	239 512	252 980	267 176	
1464	MAHLORA	WATERBERG	907130640	PRIMARY SCHOOL	1	YES	Yes	4	0	216	921.20	136 866	263	137 128	198 979	210 168	221 962	
1465	MAKGENENE	WATERBERG	910133078	SECONDARY SCHOOL	1	YES	Yes	3	0	540	921.20	68 863	2 757	71 621	497 448	525 420	554 904	
1466	MAKOPPA	WATERBERG	907131065	COMBINED SCHOOL	1	YES	Yes	3	0	26	921.20	28 791	433	29 224	23 951	25 288	26 718	
1467	MALEBONE	WATERBERG	90711832	PRIMARY SCHOOL	1	YES	Yes	7	3	161	921.20	214 337	351	214 687	148 313	156 653	165 444	
1468	MANRINYANA	WATERBERG	910130055	PRIMARY SCHOOL	1	YES	Yes	15	2	6	921.20	249 629	798	250 427	5 527	5 638	6 166	
1469	MAPANOLLA	WATERBERG	910130765	SECONDARY SCHOOL	1	YES	Yes	12	4	227	921.20	385 634	365	385 999	209 112	220 871	233 265	
1470	MAPUSO	WATERBERG	910130932	PRIMARY SCHOOL	1	YES	Yes	7	7	167	921.20	190 235	315	190 550	153 840	162 491	171 609	
1471	MASHAMAITE	WATERBERG	910131775	SECONDARY SCHOOL	1	YES	Yes	27	3	279	921.20	924 488	1 056	925 545	257 015	271 467	286 700	
1472	MATLOU MEMORIAL	WATERBERG	991104402	PRIMARY SCHOOL	1	YES	Yes	2	3	228	921.20	143 752	193	143 945	210 034	221 844	234 293	
1473	MAWELE	WATERBERG	921140113	SECONDARY SCHOOL	1	YES	Yes	1	1	116	921.20	28 791	233	29 024	106 859	112 868	119 202	
1474	MELKRIVIER	WATERBERG	921140755	PRIMARY SCHOOL	1	YES	Yes	2	2	133	921.20	43 900	279	44 180	122 520	129 409	136 671	
1475	MMAMOPHI	WATERBERG	921142225	SECONDARY SCHOOL	1	YES	Yes	10	2	220	921.20	278 896	428	279 324	202 664	214 060	226 072	
1476	MMATEDU	WATERBERG	921141284	SECONDARY SCHOOL	1	YES	Yes	3	1	401	921.20	61 116	462	61 578	369 401	390 713	412 068	
1477	MMOLAWA	WATERBERG	921140045	SECONDARY SCHOOL	1	YES	Yes	5	1	204	921.20	222 084	596	222 680	187 925	198 492	209 630	
1478	MODDERSFRUIT	WATERBERG	921141826	PRIMARY SCHOOL	1	YES	Yes	27	6	150	921.20	784 180	519	784 698	138 180	145 950	154 140	
1479	MOKHARI	WATERBERG	921140403	COMBINED SCHOOL	1	YES	Yes	11	4	622	921.20	327 100	508	327 608	572 966	605 206	639 167	
1480	MOKOLO	WATERBERG	921140526	PRIMARY SCHOOL	1	YES	Yes	2	1	1277	921.20	56 534	546	59 080	1 176 372	1 242 521	1 312 245	

No.	Name of school	District	EMS number	Primary Secondary Combined	Quintile	No Fee Status	Section 21 Status	Nr of Educators	Nr of non Educators	Nr of Learners	Allocation per learner 2018	2017/2018		Medium-term estimates			
												Main Appropriation	Adjusted Appropriation	Revised estimate	2018	2019	2020
1481	MONENE	WATERBERG	90611658	PRIMARY SCHOOL	1	YES	Yes	3	1	201	921.20	43 040	105	43 145	185 161	195 573	206 548
1482	MOSHA	WATERBERG	921141079	SECONDARY SCHOOL	1	YES	Yes	6	2	199	921.20	95 548	317	95 865	183 319	193 827	204 492
1483	MOSHBUDI	WATERBERG	90611641	PRIMARY SCHOOL	1	YES	Yes	11	3	447	921.20	245 325	63	245 388	411 776	434 931	459 337
1484	MOTLARE	WATERBERG	921142773	PRIMARY SCHOOL	1	YES	Yes	8	2	558	921.20	204 868	252	205 120	514 030	542 934	573 401
1485	MOTLHAPING	WATERBERG	991103100	PRIMARY SCHOOL	1	YES	Yes	11	2	13	921.20	301 277	27	301 304	11 976	12 649	13 359
1486	MPHARI	WATERBERG	906110044	SECONDARY SCHOOL	1	YES	Yes	9	1	420	921.20	257 376	53	257 429	386 904	408 660	431 592
1487	MPIRWABIRWA	WATERBERG	921140120	SECONDARY SCHOOL	1	YES	Yes	8	3	204	921.20	259 959	794	260 752	187 925	198 492	209 630
1488	MUSHI	WATERBERG	921140632	PRIMARY SCHOOL	1	YES	Yes	11	4	374	921.20	389 938	628	390 566	344 529	363 902	384 322
1489	NAKEDI-KOBE	WATERBERG	921142515	PRIMARY SCHOOL	1	YES	Yes	6	1	263	921.20	138 587	483	139 070	242 276	255 889	270 259
1490	NALETSAANA	WATERBERG	921140854	COMBINED SCHOOL	1	YES	Yes	30	2	611	921.20	979 579	1 182	980 761	562 853	594 503	627 864
1491	NELSONSKOP	WATERBERG	921110815	PRIMARY SCHOOL	1	YES	Yes	21	6	1321	921.20	604 275	911	605 186	1 216 905	1 285 333	1 357 460
1492	NGWAKHAWADI	WATERBERG	921140885	PRIMARY SCHOOL	1	YES	Yes	3	0	148	921.20	77 471	790	78 261	136 338	144 004	152 085
1493	NORTHAM COMPREHENSIVE	WATERBERG	921111726	SECONDARY SCHOOL	1	YES	Yes	15	4	477	921.20	469 131	1 052	470 183	439 412	464 121	490 165
1494	NTEBELENG	WATERBERG	90611672	PRIMARY SCHOOL	1	YES	Yes	7	2	194	921.20	223 805	193	223 999	178 713	188 762	199 354
1495	PHEGELELO	WATERBERG	921141246	SECONDARY SCHOOL	1	YES	Yes	6	0	267	921.20	201 425	456	201 881	245 960	259 791	274 369
1496	PITINYANA	WATERBERG	90611702	PRIMARY SCHOOL	1	YES	Yes	18	4	4	921.20	493 233	42	493 275	3 865	3 892	4 110
1497	RABUGALE	WATERBERG	921120249	PRIMARY SCHOOL	1	YES	Yes	1	1	111	921.20	28 791	962	29 753	102 253	108 003	114 064
1498	RAKUDUBANE	WATERBERG	921120638	SECONDARY SCHOOL	1	YES	Yes	3	1	146	921.20	91 244	643	91 886	134 485	142 068	150 030
1499	RAMOKO	WATERBERG	906120645	PRIMARY SCHOOL	1	YES	Yes	1	0	495	921.20	28 791	1 006	29 797	455 994	481 635	508 662
1500	REHLAHLWA	WATERBERG	921120959	COMBINED SCHOOL	1	YES	Yes	11	0	169	921.20	182 487	271	182 758	155 683	164 437	173 664
1501	REENPAN	WATERBERG	921120669	PRIMARY SCHOOL	1	YES	Yes	6	3	121	921.20	157 525	1 481	159 005	111 465	117 733	124 340
1502	SECOBOKO	WATERBERG	921120751	SECONDARY SCHOOL	1	YES	Yes	10	3	225	921.20	274 592	1 237	275 929	207 270	218 925	231 210
1503	SEKATEKATE	WATERBERG	921120850	PRIMARY SCHOOL	1	YES	Yes	8	0	20	921.20	185 070	365	185 435	18 424	19 460	20 552
1504	SEKGWENG	WATERBERG	921121006	INTERMEDIATE SCHOOL	1	YES	Yes	6	2	45	921.20	117 928	859	118 787	41 454	43 785	46 242
1505	SEKHUNG	WATERBERG	921142089	COMBINED SCHOOL	1	YES	Yes	6	1	82	921.20	105 016	483	105 499	75 538	79 786	84 263
1506	SENIWANE	WATERBERG	921140106	SECONDARY SCHOOL	1	YES	Yes	12	0	115	921.20	227 249	340	227 939	105 938	111 895	118 174
1507	SERUPA	WATERBERG	921141932	PRIMARY SCHOOL	1	YES	Yes	18	4	208	921.20	380 469	552	381 021	191 610	202 384	213 741
1508	SESHOKA	WATERBERG	921142317	SECONDARY SCHOOL	1	YES	Yes	9	3	80	921.20	199 703	655	200 358	73 696	77 840	82 208
1509	SIYAKHELENI	WATERBERG	906141727	SECONDARY SCHOOL	1	YES	Yes	4	1	177	921.20	68 863	229	69 092	163 052	172 221	181 885
1510	SKUINSKLOOF	WATERBERG	921142393	PRIMARY SCHOOL	1	YES	Yes	2	0	104	921.20	45 622	552	46 174	95 805	101 192	106 870

No.	Name of school	District	EMIS number	Primary Secondary Combined	Quintile	No Fee Status	Section 21 Status	Nr of Educators	Nr of non Educators	Nr of Learners	Allocation per-learner 2018	Main Appropriation	Adjusted Appropriation 2017/2018	Revised estimate	Medium-term estimates		
															2018	2019	2020
1511	STERKRUIER	WATERBERG	921142386	SECONDARY SCHOOL	1	YES	Yes	17	1	126	921.20	537 133	191	537 324	116 071	122 598	129 478
1512	THEKGANANG	WATERBERG	921140533	SECONDARY SCHOOL	1	YES	Yes	34	2	341	921.20	1 155 180	544	1 155 724	314 129	331 793	350 412
1513	TIELELO	WATERBERG	921141925	SECONDARY SCHOOL	1	YES	Yes	5	3	984	921.20	161 829	489	162 318	906 461	957 432	1 011 158
1514	TLHWARE	WATERBERG	921142232	COMBINED SCHOOL	1	YES	Yes	8	2	18	921.20	166 993	267	167 260	16 592	17 514	18 497
1515	TSELAPEDI	WATERBERG	921141970	PRIMARY SCHOOL	1	YES	Yes	11	1	254	921.20	350 342	418	350 759	233 965	247 142	261 010
1516	TSHUKUDU 1	WATERBERG	921142195	PRIMARY SCHOOL	1	YES	Yes	12	5	61	921.20	476 878	479	477 356	56 193	59 353	62 684
1517	TSVELAPELE	WATERBERG	921142188	PRIMARY SCHOOL	1	YES	Yes	2	0	163	921.20	28 791	179	28 970	150 156	158 999	167 499
1518	ULANDO	WATERBERG	921141345	COMBINED SCHOOL	1	YES	Yes	2	0	495	921.20	28 791	525	29 316	455 994	481 655	508 662
1519	VAALPENSKRAAL	WATERBERG	921120683	PRIMARY SCHOOL	1	YES	Yes	3	1	31	921.20	126 536	1 115	127 651	28 557	30 163	31 856
1520	VINGERKRAAL	WATERBERG	921120836	SECONDARY SCHOOL	1	YES	Yes	16	2	90	921.20	373 563	477	374 060	82 908	87 570	92 484
1521	WEENEN	WATERBERG	921121013	COMBINED SCHOOL	1	YES	Yes	16	0	196	921.20	188 513	466	188 979	180 955	190 708	201 410
1522	YSTERBERG	WATERBERG	921121099	PRIMARY SCHOOL	1	YES	Yes	10	3	1274	921.20	333 126	947	334 073	1 173 609	1 239 602	1 309 162
1523	AGSANANG	CAPRICORN	921121174	PRIMARY SCHOOL	2	YES	Yes	8	4	144	921.20	196 280	433	196 693	132 653	140 112	147 974
1524	ALLDAYS PRIMARY	CAPRICORN	906120065	PRIMARY SCHOOL	2	YES	Yes	15	1	629	921.20	531 988	40	532 006	579 435	612 017	646 360
1525	ALLDAYS SECONDARY	CAPRICORN	906120171	SECONDARY SCHOOL	2	YES	Yes	38	6	352	921.20	1 089 760	134	1 089 895	324 262	342 496	361 715
1526	B.K. MATLALA COMMERCIAL	CAPRICORN	921121976	SECONDARY SCHOOL	2	YES	Yes	5	4	193	921.20	104 156	265	104 420	177 792	187 789	198 327
1527	BAHLALOGA	CAPRICORN	906121556	SECONDARY SCHOOL	2	YES	Yes	2	0	142	921.20	28 791	363	29 154	130 810	138 166	145 919
1528	BAILAFURI	CAPRICORN	922250010	PRIMARY SCHOOL	2	YES	Yes	15	5	129	921.20	482 903	313	483 216	118 835	125 517	132 560
1529	BAKWENA	CAPRICORN	992201101	SECONDARY SCHOOL	2	YES	Yes	6	3	131	921.20	169 576	1 422	170 997	120 677	127 463	134 616
1530	BATALUNG	CAPRICORN	920213146	SECONDARY SCHOOL	2	YES	Yes	15	7	550	921.20	310 745	708	311 453	506 660	535 150	565 180
1531	BJATLADI	CAPRICORN	922250072	SECONDARY SCHOOL	2	YES	Yes	2	1	506	921.20	28 791	420	29 211	466 127	492 338	519 966
1532	BODUWA	CAPRICORN	922250041	PRIMARY SCHOOL	2	YES	Yes	2	0	590	921.20	55 091	288	55 378	543 508	574 070	606 284
1533	BOIKHUTSO -1	CAPRICORN	922220040	PRIMARY SCHOOL	2	YES	Yes	6	2	308	921.20	159 246	269	159 515	283 730	299 684	316 501
1534	BOKGOBELLO	CAPRICORN	922250065	PRIMARY SCHOOL	2	YES	Yes	14	0	250	921.20	412 318	284	412 602	230 300	243 250	256 900
1535	BOLAHLAGOMO	CAPRICORN	920210029	PRIMARY SCHOOL	2	YES	Yes	8	2	475	921.20	147 195	1 212	148 407	437 570	462 715	488 110
1536	BORUME	CAPRICORN	996602111	PRIMARY SCHOOL	2	YES	Yes	2	2	338	921.20	55 091	2 348	57 438	311 366	328 674	347 329
1537	BOSAKGO	CAPRICORN	923245536	SECONDARY SCHOOL	2	YES	Yes	3	0	209	921.20	28 791	1 033	29 824	192 531	203 357	214 768
1538	BOSCHPLAATS	CAPRICORN	919340593	PRIMARY SCHOOL	2	YES	Yes	8	1	361	921.20	175 601	1 231	176 832	332 553	351 253	370 964
1539	BOSELAKAKA	CAPRICORN	925631329	PRIMARY SCHOOL	2	YES	Yes	2	0	93	921.20	28 791	1 827	30 618	85 672	90 489	95 957
1540	BOSHEGA	CAPRICORN	925620653	PRIMARY SCHOOL	2	YES	Yes	2	3	422	921.20	41 318	1 781	43 099	388 746	410 606	433 647

No.	Name of school	District	EMIS number	Primary Secondary Combined	Quintile	No Fee Status	Section 21 Status	Nr of Educators	Nr of non Educators	Nr of Learners	Allocation per learner 2018	2017/2018		Medium-term estimates			
												Main Appropriation	Adjusted Appropriation	Revised estimate	2018	2019	2020
1541	BOTHANANG	CAPRICORN	920210067	PRIMARY SCHOOL	2	YES	Yes	5	0	982	921.20	68 863	666	69 329	904 618	955 468	1 009 103
1542	BOTLOKWA	CAPRICORN	923260055	PRIMARY SCHOOL	2	YES	Yes	7	2	288	921.20	111 903	531	112 434	265 306	280 224	285 949
1543	BOTSIKANA	CAPRICORN	921230016	SECONDARY SCHOOL	2	YES	Yes	7	2	105	921.20	181 627	983	182 620	96 726	102 165	107 888
1544	BRUSSELS NGOMKO	CAPRICORN	922250089	PRIMARY SCHOOL	2	YES	Yes	6	2	145	921.20	88 661	712	89 373	133 574	141 085	149 002
1545	BUJRGWAL	CAPRICORN	922250096	PRIMARY SCHOOL	2	YES	Yes	12	3	88	921.20	217 780	456	218 236	81 066	85 624	90 429
1546	CERES	CAPRICORN	923260079	PRIMARY SCHOOL	2	YES	Yes	3	2	210	921.20	103 295	769	104 063	193 452	204 330	215 796
1547	CHAKGA	CAPRICORN	922210081	SECONDARY SCHOOL	2	YES	Yes	6	2	161	921.20	92 105	206	92 310	148 313	156 663	165 444
1548	CHECHEWA	CAPRICORN	923240068	SECONDARY SCHOOL	2	YES	Yes	10	0	585	921.20	293 529	897	294 426	538 902	569 205	601 146
1549	CHIKA	CAPRICORN	992201303	SECONDARY SCHOOL	2	YES	Yes	24	5	394	921.20	840 131	2 108	842 239	362 953	383 362	404 874
1550	CHITA KEKANA	CAPRICORN	918340456	SECONDARY SCHOOL	2	YES	Yes	2	0	801	921.20	28 791	620	29 411	737 881	779 373	823 108
1551	CHLOE	CAPRICORN	922220085	PRIMARY SCHOOL	2	YES	Yes	2	0	121	921.20	28 791	233	29 024	111 465	117 733	124 340
1552	CHOKME	CAPRICORN	922210104	PRIMARY SCHOOL	2	YES	Yes	8	3	499	921.20	196 280	311	196 571	459 679	485 527	512 772
1553	CHUEUE KGOLO	CAPRICORN	922230102	SECONDARY SCHOOL	2	YES	Yes	2	2	501	921.20	53 369	197	53 566	461 521	487 473	514 828
1554	DIAGANYA	CAPRICORN	922230119	PRIMARY SCHOOL	2	YES	Yes	3	3	237	921.20	148 917	443	149 360	218 324	230 801	243 541
1555	DIBENG	CAPRICORN	923240075	PRIMARY SCHOOL	2	YES	Yes	13	2	537	921.20	369 279	361	369 640	494 684	522 501	551 821
1556	DIHLOPANENG	CAPRICORN	922250126	PRIMARY SCHOOL	2	YES	Yes	1	3	283	921.20	28 791	1 260	30 051	260 700	275 359	280 811
1557	DIKOBÉ MOLABA	CAPRICORN	922250133	SECONDARY SCHOOL	2	YES	Yes	4	1	198	921.20	107 599	827	108 426	182 398	192 654	203 465
1558	DINAO	CAPRICORN	921230023	SECONDARY SCHOOL	2	YES	Yes	15	1	654	921.20	167 854	1 718	169 572	602 465	636 342	672 050
1559	DIPUJE	CAPRICORN	922251631	PRIMARY SCHOOL	2	YES	Yes	35	5	394	921.20	1 057 050	256	1 057 306	362 953	383 362	404 874
1560	DITATSU	CAPRICORN	922220118	PRIMARY SCHOOL	2	YES	Yes	2	0	237	921.20	28 791	1 052	29 843	218 324	230 801	243 541
1561	DITHEBELE	CAPRICORN	923260093	SECONDARY SCHOOL	2	YES	Yes	5	1	373	921.20	120 511	1 075	121 586	343 608	362 929	383 295
1562	DITLHAKANIENG	CAPRICORN	922250164	PRIMARY SCHOOL	2	YES	Yes	14	0	337	921.20	560 374	504	560 878	310 444	327 901	346 301
1563	DITSEPU	CAPRICORN	922250171	SECONDARY SCHOOL	2	YES	Yes	12	0	345	921.20	294 390	1 163	295 554	317 814	335 685	354 522
1564	DOASHO	CAPRICORN	923240082	SECONDARY SCHOOL	2	YES	Yes	13	3	672	921.20	221 223	596	221 819	619 046	653 866	680 547
1565	FEDILE	CAPRICORN	923260123	SECONDARY SCHOOL	2	YES	Yes	10	3	810	921.20	156 664	538	157 201	746 172	788 130	832 356
1566	FEKE	CAPRICORN	923260130	PRIMARY SCHOOL	2	YES	Yes	3	1	252	921.20	102 434	1 430	103 864	232 142	245 166	258 955
1567	GAUTAJONATHAN	CAPRICORN	923240129	PRIMARY SCHOOL	2	YES	Yes	6	0	939	921.20	81 775	821	82 596	865 007	913 647	964 916
1568	GEORGE TLADI TECHNICAL	CAPRICORN	920210142	SECONDARY SCHOOL	2	YES	Yes	8	0	847	921.20	154 942	483	155 425	780 256	824 131	870 377
1569	GERSON NTJIE	CAPRICORN	904210159	SECONDARY SCHOOL	2	YES	Yes	18	0	836	921.20	483 764	806	484 570	770 123	813 428	859 074
1570	HAKALA	CAPRICORN	921230047	PRIMARY SCHOOL	2	YES	Yes	18	6	307	921.20	434 699	706	435 405	282 808	298 711	315 473

No.	Name of school	District	EMIS number	Primary Secondary Combined	Quintile	No Fee Status	Section 21 Status	Nr of Educators	Nr of non Educators	Nr of Learners	Allocation per-learner 2018	Main Appropriation		Adjusted Appropriation 2017/2018		Revised estimate		Medium-term estimates		
												Main Appropriation	Adjusted Appropriation	2018	2019	2018	2019	2018	2019	2018
1571	HLABANA	CAPRICORN	923280154	PRIMARY SCHOOL	2	YES	Yes	16	6	188	921.20	507 866	760	508 626	173 186	182 924	182 924	182 924	182 924	182 924
1572	HWIBI	CAPRICORN	923240136	PRIMARY SCHOOL	2	YES	Yes	10	0	126	921.20	260 819	1 695	262 514	116 071	122 598	122 598	122 598	122 598	122 598
1573	IKAGELING MAKOBE	CAPRICORN	919341114	PRIMARY SCHOOL	2	YES	Yes	6	3	576	921.20	225 527	1 730	227 257	530 611	560 448	560 448	560 448	560 448	560 448
1574	IPOPENG	CAPRICORN	923280185	SECONDARY SCHOOL	2	YES	Yes	14	5	371	921.20	428 952	529	427 481	341 765	360 983	360 983	360 983	360 983	360 983
1575	J.H. IMOLOTO	CAPRICORN	921230054	SECONDARY SCHOOL	2	YES	Yes	9	3	422	921.20	295 251	2 014	297 265	388 746	410 606	410 606	410 606	410 606	410 606
1576	KABELA	CAPRICORN	920210173	SECONDARY SCHOOL	2	YES	Yes	7	0	324	921.20	183 348	1 781	185 129	298 469	315 252	315 252	315 252	315 252	315 252
1577	KANANA	CAPRICORN	923240143	PRIMARY SCHOOL	2	YES	Yes	12	0	313	921.20	365 836	1 806	367 642	288 336	304 549	304 549	304 549	304 549	304 549
1578	KAPUTLA NKOANA	CAPRICORN	922250188	PRIMARY SCHOOL	2	YES	Yes	3	0	320	921.20	82 636	647	83 283	294 784	311 360	311 360	311 360	311 360	311 360
1579	KATANE	CAPRICORN	922220200	PRIMARY SCHOOL	2	YES	Yes	4	0	282	921.20	123 954	397	124 351	259 778	274 366	274 366	274 366	274 366	274 366
1580	KEDISHI	CAPRICORN	922251686	SECONDARY SCHOOL	2	YES	Yes	12	4	125	921.20	368 418	267	368 685	115 150	121 625	121 625	121 625	121 625	121 625
1581	KGABO	CAPRICORN	922251716	PRIMARY SCHOOL	2	YES	Yes	19	5	410	921.20	821 194	1 222	822 416	377 692	398 930	398 930	398 930	398 930	398 930
1582	KGAGANOKO	CAPRICORN	998602108	PRIMARY SCHOOL	2	YES	Yes	8	5	482	921.20	209 172	1 988	211 140	444 018	488 966	488 966	488 966	488 966	488 966
1583	KGAGATLOU	CAPRICORN	922250201	SECONDARY SCHOOL	2	YES	Yes	9	4	1590	921.20	116 207	817	117 024	1 464 708	1 547 070	1 547 070	1 547 070	1 547 070	1 547 070
1584	KGAKQA	CAPRICORN	925620138	SECONDARY SCHOOL	2	YES	Yes	6	3	1553	921.20	129 979	2 388	132 367	1 430 624	1 511 069	1 511 069	1 511 069	1 511 069	1 511 069
1585	KGAMPI	CAPRICORN	922220279	PRIMARY SCHOOL	2	YES	Yes	3	2	666	921.20	67 142	886	68 028	613 519	648 018	648 018	648 018	648 018	648 018
1586	KGARAHARA	CAPRICORN	922250218	SECONDARY SCHOOL	2	YES	Yes	7	3	252	921.20	173 880	731	174 610	232 142	245 196	245 196	245 196	245 196	245 196
1587	KGATLA	CAPRICORN	925620152	PRIMARY SCHOOL	2	YES	Yes	6	2	88	921.20	182 487	74	182 561	81 066	85 624	85 624	85 624	85 624	85 624
1588	KGEBETLI	CAPRICORN	922210234	PRIMARY SCHOOL	2	YES	Yes	24	1	244	921.20	568 121	657	568 779	224 773	237 412	237 412	237 412	237 412	237 412
1589	KGETSA	CAPRICORN	922220323	PRIMARY SCHOOL	2	YES	Yes	10	3	508	921.20	314 188	676	314 865	467 970	494 284	494 284	494 284	494 284	494 284
1590	KGOBOKANANG	CAPRICORN	923240167	PRIMARY SCHOOL	2	YES	Yes	24	1	1027	921.20	636 124	605	636 729	946 072	999 271	999 271	999 271	999 271	999 271
1591	KGOKE	CAPRICORN	922250232	SECONDARY SCHOOL	2	YES	Yes	3	2	401	921.20	105 016	286	105 302	369 401	390 173	390 173	390 173	390 173	390 173
1593	KGOLOUTHWANA	CAPRICORN	992202401	SECONDARY SCHOOL	2	YES	Yes	16	0	892	921.20	441 595	859	442 444	821 710	867 916	867 916	867 916	867 916	867 916
1594	KGOMONTSWERE	CAPRICORN	923280253	PRIMARY SCHOOL	2	YES	Yes	18	0	218	921.20	472 574	1 035	473 609	200 822	212 114	212 114	212 114	212 114	212 114
1594	KGOPUDI	CAPRICORN	923280260	PRIMARY SCHOOL	2	YES	Yes	7	0	257	921.20	233 274	3 461	236 735	236 748	250 061	250 061	250 061	250 061	250 061
1595	KGOROSHI	CAPRICORN	925620169	PRIMARY SCHOOL	2	YES	Yes	15	5	155	921.20	487 207	67	487 274	142 786	150 815	150 815	150 815	150 815	150 815
1596	KGOTLAONA	CAPRICORN	922220934	PRIMARY SCHOOL	2	YES	Yes	11	2	961	921.20	260 819	3 289	264 108	885 273	935 063	935 063	935 063	935 063	935 063
1597	KGWADIAMOLEKE	CAPRICORN	923280284	SECONDARY SCHOOL	2	YES	Yes	9	0	152	921.20	268 237	1 405	269 642	140 022	147 896	147 896	147 896	147 896	147 896
1598	KGWAU	CAPRICORN	919340678	PRIMARY SCHOOL	2	YES	Yes	22	2	1257	921.20	582 755	620	583 374	1 157 948	1 223 061	1 223 061	1 223 061	1 223 061	1 223 061
1599	KGWAREDI	CAPRICORN	923240181	PRIMARY SCHOOL	2	YES	Yes	10	3	217	921.20	340 012	181	340 193	199 900	211 141	211 141	211 141	211 141	211 141
1600	KHUNWANA	CAPRICORN	920210265	PRIMARY SCHOOL	2	YES	Yes	6	0	389	921.20	190 235	504	190 739	358 347	378 497	378 497	378 497	378 497	378 497

No.	Name of school	District	EMIS number	Primary Secondary Combined	Quintile	No Fee Status	Section 21 Status	Nr of Educators	Nr of non Educators	Nr of Learners	Allocation per learner 2018	Main Appropriation		Revised estimate	Medium-term estimates		
												2017/2018	2017/2018		2018	2019	2020
1601	KODUMELA	CAPRICORN	92260291	PRIMARY SCHOOL	2	YES	Yes	24	0	60	921.20	354.645	1.048	355.893	55.272	58.380	61.656
1602	KOKAMI	CAPRICORN	922210289	PRIMARY SCHOOL	2	YES	Yes	9	4	204	921.20	286.643	2.195	288.838	187.925	198.482	209.630
1603	KOMAPE-MOLAPO	CAPRICORN	922290249	PRIMARY SCHOOL	2	YES	Yes	13	3	531	921.20	292.669	867	293.536	489.157	516.663	545.656
1604	KONKOTI	CAPRICORN	920210326	PRIMARY SCHOOL	2	YES	Yes	28	6	138	921.20	661.948	1.903	663.850	127.126	134.274	141.809
1605	KOROSO	CAPRICORN	922290256	PRIMARY SCHOOL	2	YES	Yes	23	6	117	921.20	686.050	462	686.512	107.780	113.841	120.229
1606	KOTANKVIE	CAPRICORN	922290263	PRIMARY SCHOOL	2	YES	Yes	6	3	180	921.20	211.754	548	212.302	165.816	175.140	184.968
1607	KWIENA-A-PEU	CAPRICORN	922290270	SECONDARY SCHOOL	2	YES	Yes	20	5	178	921.20	751.470	328	751.797	163.974	173.194	182.913
1608	KWIENA-SELAKI	CAPRICORN	920210340	PRIMARY SCHOOL	2	YES	Yes	29	1	104	921.20	738.558	2.033	740.591	95.805	101.192	106.870
1609	LAASTE-HOOP	CAPRICORN	922290307	PRIMARY SCHOOL	2	YES	Yes	33	7	386	921.20	806.560	315	806.875	355.933	375.578	386.654
1610	LEBOHO	CAPRICORN	919340791	PRIMARY SCHOOL	2	YES	Yes	9	4	262	921.20	275.453	2.730	278.183	241.354	254.926	269.231
1611	LEETETJA	CAPRICORN	922220361	PRIMARY SCHOOL	2	YES	Yes	8	0	161	921.20	173.880	439	174.318	148.313	156.653	165.444
1612	LEFATANE	CAPRICORN	919340807	PRIMARY SCHOOL	2	YES	Yes	4	3	403	921.20	109.320	823	110.144	371.244	392.119	414.123
1613	LEHAWA	CAPRICORN	925621230	SECONDARY SCHOOL	2	YES	Yes	12	6	404	921.20	457.079	1.707	458.787	372.165	393.082	415.150
1614	LEKGORONG	CAPRICORN	922210371	PRIMARY SCHOOL	2	YES	Yes	16	0	169	921.20	316.771	134	316.905	155.883	164.437	173.664
1615	LEWALAKWALA	CAPRICORN	922290294	PRIMARY SCHOOL	2	YES	Yes	17	4	238	921.20	363.785	433	354.217	219.246	231.574	244.569
1616	LENTING	CAPRICORN	922220385	PRIMARY SCHOOL	2	YES	Yes	12	3	551	921.20	264.263	1.149	265.411	507.361	536.123	566.208
1617	LEOKANENG	CAPRICORN	922251648	PRIMARY SCHOOL	2	YES	Yes	10	5	276	921.20	266.845	286	267.131	256.094	270.494	285.673
1618	LEPHALALA	CAPRICORN	992205101	PRIMARY SCHOOL	2	YES	Yes	9	0	1113	921.20	274.592	254	274.846	1.025.296	1.082.949	1.143.719
1619	LESHIKISHIKI	CAPRICORN	923240242	SECONDARY SCHOOL	2	YES	Yes	8	3	354	921.20	255.655	378	256.033	326.105	344.442	363.770
1620	LESHOANE	CAPRICORN	925620213	PRIMARY SCHOOL	2	YES	Yes	6	0	139	921.20	125.675	1.831	127.507	128.047	135.247	142.636
1621	LETHEBA	CAPRICORN	922290324	SECONDARY SCHOOL	2	YES	Yes	12	3	553	921.20	346.038	395	346.432	509.424	538.069	568.263
1622	LETSWALELABAHLALOGA	CAPRICORN	922290317	SECONDARY SCHOOL	2	YES	Yes	14	0	98	921.20	437.281	227	437.508	90.278	95.364	100.705
1623	M.P. MAMABOLO	CAPRICORN	923240259	SECONDARY SCHOOL	2	YES	Yes	53	2	215	921.20	1.450.431	800	1.451.231	198.058	209.195	220.934
1624	MABEA	CAPRICORN	925620220	SECONDARY SCHOOL	2	YES	Yes	45	0	434	921.20	1.338.528	630	1.339.158	399.801	422.282	445.978
1625	MABEBA	CAPRICORN	920210401	PRIMARY SCHOOL	2	YES	Yes	14	3	527	921.20	564.678	546	565.224	485.472	512.771	541.545
1626	MABITSELA	CAPRICORN	922220460	PRIMARY SCHOOL	2	YES	Yes	14	2	319	921.20	246.186	336	246.522	293.863	310.387	327.804
1627	MABOKELELE	CAPRICORN	919340814	PRIMARY SCHOOL	2	YES	Yes	2	1	602	921.20	82.636	876	83.512	554.562	585.746	618.615
1628	MABOTHA	CAPRICORN	920210418	SECONDARY SCHOOL	2	YES	Yes	6	2	291	921.20	188.513	882	189.395	268.069	283.143	299.032
1629	MABYANENE	CAPRICORN	922290331	PRIMARY SCHOOL	2	YES	Yes	13	0	247	921.20	429.534	357	429.881	227.536	240.331	253.817
1630	MACHABA	CAPRICORN	922290362	PRIMARY SCHOOL	2	YES	Yes	27	1	1054	921.20	926.210	494	926.704	970.945	1.025.542	1.083.090

No.	Name of school	District	EMIS number	Primary Secondary Combined	Quintile	No Fee Status	Section 21 Status	Nr of Educators	Nr of non Educators	Nr of Learners	Allocation per learner 2018	Main Appropriation	Adjusted Appropriation 2017/2018	Medium-term estimates			
														Revised estimate	2018	2019	2020
1631	MACHAKA ROBERT MAMABOLO	CAPRICORN	922260406	SECONDARY SCHOOL	2	YES	Yes	16	4	352	921.20	379 608	1 136	380 744	324 262	342 466	362 496
1632	MACHEWA	CAPRICORN	922251624	PRIMARY SCHOOL	2	YES	Yes	29	0	44	921.20	741 140	592	741 732	40 533	42 812	45 214
1633	MACK SEMEKA	CAPRICORN	919340821	SECONDARY SCHOOL	2	YES	Yes	6	4	588	921.20	170 436	2 329	172 765	541 666	572 124	604 229
1634	MADIETANE	CAPRICORN	923260432	PRIMARY SCHOOL	2	YES	Yes	8	3	547	921.20	230 692	752	231 444	503 896	532 231	562 097
1635	MADIKANA	CAPRICORN	923242463	PRIMARY SCHOOL	2	YES	Yes	5	2	183	921.20	132 562	319	132 881	168 590	178 059	188 051
1636	MADIKWENG	CAPRICORN	919340885	SECONDARY SCHOOL	2	YES	Yes	28	5	253	921.20	776 433	1 145	777 577	233 064	246 169	259 983
1637	MADIPONE	CAPRICORN	922230393	SECONDARY SCHOOL	2	YES	Yes	9	0	493	921.20	142 030	218	142 249	454 152	479 689	506 607
1638	MADUNA	CAPRICORN	923241061	PRIMARY SCHOOL	2	YES	Yes	33	14	295	921.20	1 090 621	487	1 091 108	271 754	287 035	303 142
1639	MAGADISHA	CAPRICORN	920210466	SECONDARY SCHOOL	2	YES	Yes	7	0	518	921.20	174 740	932	175 673	477 182	504 014	532 297
1640	MAGATLE	CAPRICORN	919340838	PRIMARY SCHOOL	2	YES	Yes	13	5	651	921.20	345 177	1 151	346 328	599 701	633 423	668 968
1641	MAGATOLLE	CAPRICORN	922250416	PRIMARY SCHOOL	2	YES	Yes	3	3	262	921.20	52 508	664	53 172	241 354	254 926	269 231
1642	MAGOSHI	CAPRICORN	992205202	PRIMARY SCHOOL	2	YES	Yes	6	2	300	921.20	162 669	1 279	163 968	276 360	291 900	308 280
1643	MAHADIKANA	CAPRICORN	920210494	SECONDARY SCHOOL	2	YES	Yes	14	1	311	921.20	488 929	651	489 560	286 493	302 603	319 564
1644	MAHLABELA	CAPRICORN	919340845	SECONDARY SCHOOL	2	YES	Yes	5	3	428	921.20	125 675	519	126 194	394 274	416 444	439 813
1645	MAHLANILE	CAPRICORN	904210500	PRIMARY SCHOOL	2	YES	Yes	3	0	174	921.20	96 408	2 241	98 649	160 289	169 302	178 802
1646	MAHLOGEDI	CAPRICORN	904241092	SECONDARY SCHOOL	2	YES	Yes	5	4	244	921.20	160 107	762	160 869	224 773	237 412	250 734
1647	MAHOAI	CAPRICORN	922220514	SECONDARY SCHOOL	2	YES	Yes	8	1	495	921.20	231 553	92	231 645	455 994	481 635	508 662
1648	MAHWIBITSWANE	CAPRICORN	921230146	SECONDARY SCHOOL	2	YES	Yes	4	1	745	921.20	96 408	1 296	97 704	686 294	724 885	765 562
1649	MALJANE	CAPRICORN	922250430	PRIMARY SCHOOL	2	YES	Yes	11	3	744	921.20	319 353	1 157	320 510	685 373	723 912	764 534
1650	MAISHA	CAPRICORN	922210517	SECONDARY SCHOOL	2	YES	Yes	7	4	139	921.20	222 084	386	222 470	128 047	135 247	142 836
1651	MAKARAPENG	CAPRICORN	925620374	PRIMARY SCHOOL	2	YES	Yes	7	0	18	921.20	143 752	609	144 361	16 592	17 514	18 497
1652	MAKATA	CAPRICORN	922210524	PRIMARY SCHOOL	2	YES	Yes	12	4	151	921.20	358 089	542	358 630	139 101	146 923	155 168
1653	MAKEKETELA	CAPRICORN	923240310	PRIMARY SCHOOL	2	YES	Yes	18	1	725	921.20	351 202	1 037	352 240	667 670	705 425	745 010
1654	MAKGALAPANE	CAPRICORN	922250447	COMBINED SCHOOL	2	YES	Yes	4	3	165	921.20	140 309	630	140 939	151 998	160 545	169 554
1655	MAKGARI	CAPRICORN	925630104	PRIMARY SCHOOL	2	YES	Yes	9	2	197	921.20	209 172	475	209 647	181 476	191 681	202 437
1656	MAKGATO	CAPRICORN	923242484	SECONDARY SCHOOL	2	YES	Yes	12	0	369	921.20	452 776	1 119	453 895	339 923	359 037	379 184
1657	MAKGETHA	CAPRICORN	996602404	SECONDARY SCHOOL	2	YES	Yes	10	2	217	921.20	229 831	706	230 537	199 900	211 141	222 989
1658	MAKOBATENG	CAPRICORN	925620411	SECONDARY SCHOOL	2	YES	Yes	26	9	58	921.20	941 704	351	942 055	53 430	56 434	59 601
1659	MAKOKO	CAPRICORN	921230164	SECONDARY SCHOOL	2	YES	Yes	11	0	68	921.20	288 385	1 380	289 744	62 642	66 164	69 877
1660	MAKOME	CAPRICORN	923240341	SECONDARY SCHOOL	2	YES	Yes	4	2	257	921.20	103 295	559	103 853	236 748	250 061	264 093

No.	Name of school	District	EMIS number	Primary Secondary Combined	Quintile	No Fee Status	Section 21 Status	Nr of Educators	Nr of non Educators	Nr of Learners	Allocation per learner 2018	Main Appropriation		Revised estimate	Medium-term estimates		
												2017/2018	2017/2018		2018	2019	2020
1661	MAKURUNG	CAPRICORN	922250461	PRIMARY SCHOOL	2	YES	Yes	22	5	658	921.20	581 894	626	582 320	606 150	640 234	676 161
1662	MALATSWA	CAPRICORN	920210531	SECONDARY SCHOOL	2	YES	Yes	7	0	413	921.20	89 522	687	90 219	380 456	401 849	424 399
1663	MALENATI	CAPRICORN	922250478	PRIMARY SCHOOL	2	YES	Yes	8	2	617	921.20	213 476	884	214 360	568 380	600 341	634 029
1664	MALOKANEING	CAPRICORN	923240365	PRIMARY SCHOOL	2	YES	Yes	18	5	1054	921.20	420 066	365	420 431	970 945	1 025 542	1 083 090
1665	MALOLOANE	CAPRICORN	923260529	PRIMARY SCHOOL	2	YES	Yes	15	5	413	921.20	447 611	546	448 157	380 456	401 849	424 399
1666	MALOPENG	CAPRICORN	922250492	PRIMARY SCHOOL	2	YES	Yes	8	0	537	921.20	275 453	1 058	276 511	494 684	522 501	551 821
1667	MALUSI	CAPRICORN	923260536	SECONDARY SCHOOL	2	YES	Yes	13	0	755	921.20	541 437	1 575	543 012	695 506	734 615	775 838
1668	MAMA	CAPRICORN	923260543	PRIMARY SCHOOL	2	YES	Yes	11	3	163	921.20	253 072	1 586	254 658	150 156	158 599	167 499
1669	MAMABOLO	CAPRICORN	923245492	PRIMARY SCHOOL	2	YES	Yes	7	3	522	921.20	211 754	307	212 061	480 866	507 906	536 407
1670	MAMADISHA	CAPRICORN	922250508	PRIMARY SCHOOL	2	YES	Yes	26	2	415	921.20	910 716	40	910 756	382 288	403 795	426 454
1671	MAMAFI	CAPRICORN	923240386	SECONDARY SCHOOL	2	YES	Yes	11	3	86	921.20	328 822	340	329 162	79 223	83 678	88 374
1672	MAMASONYA	CAPRICORN	923240402	PRIMARY SCHOOL	2	YES	Yes	2	0	77	921.20	29 267	1 468	30 735	70 932	74 921	79 125
1673	MAMOCHOKO	CAPRICORN	992203300	SECONDARY SCHOOL	2	YES	Yes	19	5	168	921.20	571 565	351	571 915	154 762	163 464	172 637
1674	MAMODIKELENG	CAPRICORN	920210593	SECONDARY SCHOOL	2	YES	Yes	16	5	212	921.20	445 028	412	445 440	195 294	206 276	217 851
1675	MAMODUWANE	CAPRICORN	919340861	SECONDARY SCHOOL	2	YES	Yes	5	2	140	921.20	178 184	846	179 030	128 968	136 220	143 864
1676	MAMOKUTUPI	CAPRICORN	992202501	SECONDARY SCHOOL	2	YES	Yes	8	4	204	921.20	222 945	473	223 417	187 925	198 492	209 630
1677	MAMOLELE	CAPRICORN	925620480	PRIMARY SCHOOL	2	YES	Yes	15	3	352	921.20	389 938	823	390 761	324 262	342 496	361 715
1678	MAMOLEWANE	CAPRICORN	922251778	SECONDARY SCHOOL	2	YES	Yes	8	3	645	921.20	253 072	208	253 280	594 174	627 585	662 802
1679	MAMOLOKO	CAPRICORN	922250522	PRIMARY SCHOOL	2	YES	Yes	17	3	257	921.20	476 017	162	476 179	236 748	250 161	264 093
1680	MAMONE	CAPRICORN	904242347	SECONDARY SCHOOL	2	YES	Yes	17	5	110	921.20	568 653	589	569 222	101 332	107 030	113 036
1681	MAMOTHALO	CAPRICORN	923260581	PRIMARY SCHOOL	2	YES	Yes	7	5	681	921.20	212 615	1 413	214 028	627 337	662 613	689 796
1682	MAMOTHEBI	CAPRICORN	925620510	PRIMARY SCHOOL	2	YES	Yes	10	2	319	921.20	250 490	302	250 792	293 863	310 387	327 804
1683	MAMOTSHANA	CAPRICORN	923240501	PRIMARY SCHOOL	2	YES	Yes	9	2	684	921.20	311 606	932	312 538	630 101	665 532	702 878
1684	MANIPA	CAPRICORN	925620604	PRIMARY SCHOOL	2	YES	Yes	15	3	185	921.20	371 861	1 325	373 166	170 422	180 005	190 106
1685	MANALENG	CAPRICORN	925630135	PRIMARY SCHOOL	2	YES	Yes	7	0	518	921.20	148 056	521	148 577	477 182	504 014	532 297
1686	MANAMELA	CAPRICORN	922220590	PRIMARY SCHOOL	2	YES	Yes	7	3	322	921.20	208 311	2 228	210 539	296 626	313 306	330 887
1687	MANCHIMUDI	CAPRICORN	920210654	PRIMARY SCHOOL	2	YES	Yes	15	3	442	921.20	439 864	897	440 760	407 170	430 066	454 199
1688	MANEENG	CAPRICORN	922220606	PRIMARY SCHOOL	2	YES	Yes	26	0	325	921.20	629 237	1 115	630 353	299 390	316 225	333 970
1689	MANGAKWELERATE	CAPRICORN	920210681	PRIMARY SCHOOL	2	YES	Yes	18	6	305	921.20	623 212	1 655	624 867	280 966	296 765	313 418
1690	MANGWATO	CAPRICORN	920210678	PRIMARY SCHOOL	2	YES	Yes	11	3	633	921.20	147 195	370	147 565	583 120	615 909	650 471

No.	Name of school	District	EMIS number	Primary Secondary Combined	Quintile	No Fee Status	Section 21 Status	Nr of Educators	Nr of non Educators	Nr of Learners	Allocation per-learner 2018	2017/2018		Medium-term estimates			
												Main Appropriation	Adjusted Appropriation	Revised estimate	2018	2019	2020
1691	MANKGALE	CAPRICORN	923240532	PRIMARY SCHOOL	2	YES	Yes	2	1	432	921.20	28 791	1 096	29 887	397 959	420 336	443 923
1692	MANKGAGATLA	CAPRICORN	922210685	SECONDARY SCHOOL	2	YES	Yes	5	2	237	921.20	150 638	888	151 527	218 324	230 601	243 541
1693	MANKGENG	CAPRICORN	919340326	SECONDARY SCHOOL	2	YES	Yes	16	3	209	921.20	564 678	202	564 880	192 531	203 357	214 768
1694	MANOSHI	CAPRICORN	920210692	SECONDARY SCHOOL	2	YES	Yes	9	3	357	921.20	190 235	160	190 394	328 868	347 361	366 853
1695	MANTSHABE	CAPRICORN	992205102	PRIMARY SCHOOL	2	YES	Yes	6	2	169	921.20	156 664	355	157 019	155 683	164 437	173 664
1696	MAQWANIENG	CAPRICORN	923240563	SECONDARY SCHOOL	2	YES	Yes	14	3	216	921.20	296 973	454	297 426	198 979	210 168	221 952
1697	MAPALE	CAPRICORN	920210715	SECONDARY SCHOOL	2	YES	Yes	9	1	137	921.20	225 527	414	225 941	126 204	133 301	140 781
1698	MAPALEDI	CAPRICORN	923240570	PRIMARY SCHOOL	2	YES	Yes	9	0	347	921.20	102 434	103	102 537	319 656	337 631	356 577
1699	MAPATJAKENG	CAPRICORN	919340371	PRIMARY SCHOOL	2	YES	Yes	4	1	291	921.20	93 826	462	94 288	288 069	283 143	299 032
1700	MAPHEFO - 1	CAPRICORN	904210722	PRIMARY SCHOOL	2	YES	Yes	10	2	433	921.20	266 845	727	267 572	398 880	421 309	444 951
1701	MAPHUTHA	CAPRICORN	922220613	SECONDARY SCHOOL	2	YES	Yes	17	0	480	921.20	574 147	1 382	575 529	442 176	467 040	493 248
1702	MAPHUTHA	CAPRICORN	923620541	PRIMARY SCHOOL	2	YES	Yes	13	3	220	921.20	364 975	672	365 647	202 864	214 060	226 072
1703	MARATAPPELO	CAPRICORN	922220620	PRIMARY SCHOOL	2	YES	Yes	18	4	575	921.20	557 792	557	558 346	529 690	559 475	590 870
1704	MAREDI - 1	CAPRICORN	922250539	PRIMARY SCHOOL	2	YES	Yes	28	9	189	921.20	902 108	233	902 341	174 107	183 897	194 216
1705	MARIBE	CAPRICORN	923240587	PRIMARY SCHOOL	2	YES	Yes	12	3	496	921.20	354 645	1 420	356 065	456 915	482 608	509 690
1706	MARIPHU	CAPRICORN	919340852	PRIMARY SCHOOL	2	YES	Yes	14	1	575	921.20	469 131	664	469 794	529 690	559 475	590 870
1707	MAROBA	CAPRICORN	919340869	SECONDARY SCHOOL	2	YES	Yes	29	1	392	921.20	716 177	1 394	717 572	361 110	381 416	402 819
1708	MARUMOFASE	CAPRICORN	923240594	SECONDARY SCHOOL	2	YES	Yes	5	0	671	921.20	142 030	399	142 429	618 125	652 883	689 520
1709	MASEALAMA	CAPRICORN	921230245	SECONDARY SCHOOL	2	YES	Yes	12	5	122	921.20	428 673	1 103	429 776	112 366	118 706	125 367
1710	MASEALELE	CAPRICORN	922220637	PRIMARY SCHOOL	2	YES	Yes	13	5	264	921.20	361 532	683	362 225	243 197	256 872	271 286
1711	MASEGELA	CAPRICORN	922250546	PRIMARY SCHOOL	2	YES	Yes	3	1	481	921.20	87 801	918	88 718	443 097	468 013	484 276
1712	MASEKWAMENG	CAPRICORN	923260642	PRIMARY SCHOOL	2	YES	Yes	3	0	348	921.20	66 002	687	68 689	320 578	338 604	357 605
1713	MASENWE	CAPRICORN	998602402	PRIMARY SCHOOL	2	YES	Yes	4	0	363	921.20	97 269	1 317	98 586	334 396	353 199	373 019
1714	MASEROLE	CAPRICORN	923260659	SECONDARY SCHOOL	2	YES	Yes	11	2	621	921.20	204 868	632	205 500	572 065	604 233	638 140
1715	MASETE	CAPRICORN	920210777	PRIMARY SCHOOL	2	YES	Yes	6	0	1455	921.20	161 829	1 308	163 137	1 340 346	1 415 715	1 495 158
1716	MASHAHA	CAPRICORN	923240631	SECONDARY SCHOOL	2	YES	Yes	5	1	206	921.20	55 951	907	56 859	189 767	200 438	211 686
1717	MASHANE	CAPRICORN	920210784	SECONDARY SCHOOL	2	YES	Yes	9	3	171	921.20	166 132	529	166 662	157 525	166 383	175 720
1718	MASHIGOANA	CAPRICORN	923240648	PRIMARY SCHOOL	2	YES	Yes	11	0	1155	921.20	288 365	452	288 816	1 063 966	1 123 815	1 186 878
1719	MASOKA	CAPRICORN	923240655	SECONDARY SCHOOL	2	YES	Yes	25	0	206	921.20	570 704	815	571 519	189 767	200 438	211 686
1720	MATHABATHA	CAPRICORN	925620589	SECONDARY SCHOOL	2	YES	Yes	8	0	293	921.20	243 604	332	243 935	269 912	285 089	301 087

No.	Name of school	District	EMIS number	Primary/Secondary Combined	Quintile	No Fee Status	Section 21 Status	Nr of Educators	Nr of non Educators	Nr of Learners	Allocation per learner 2018	Adjusted Appropriation 2017/2018		Medium-term estimates		
												Main Appropriation	Revised estimate	2018	2019	2020
1721	MATHABE	CAPRICORN	920210807	PRIMARY SCHOOL	2	YES	Yes	7	3	440	921.20	111 903	357	405 328	428 120	452 144
1722	MATHEW PHOSA	CAPRICORN	922250553	SECONDARY SCHOOL	2	YES	Yes	18	6	465	921.20	585 337	496	428 558	452 445	477 834
1723	MATHUKANA	CAPRICORN	922250560	SECONDARY SCHOOL	2	YES	Yes	8	2	210	921.20	243 604	281	193 452	204 330	215 796
1724	MATIME	CAPRICORN	919340463	SECONDARY SCHOOL	2	YES	Yes	14	6	123	921.20	567 251	714	113 308	119 679	126 395
1725	MATLADI PROJECT	CAPRICORN	921230269	SECONDARY SCHOOL	2	YES	Yes	6	2	832	921.20	165 272	617	766 438	809 536	854 963
1726	MATOME	CAPRICORN	923246693	PRIMARY SCHOOL	2	YES	Yes	13	0	319	921.20	445 028	901	293 863	310 387	327 804
1727	MATOME-A-MOSIMA	CAPRICORN	922251662	PRIMARY SCHOOL	2	YES	Yes	9	6	88	921.20	269 427	479	81 066	85 624	90 429
1728	MATSHELANE MOTHAPO	CAPRICORN	904210821	PRIMARY SCHOOL	2	YES	Yes	13	3	472	921.20	377 026	1 033	434 806	459 256	485 027
1729	MATSHUJU	CAPRICORN	923260673	PRIMARY SCHOOL	2	YES	Yes	9	1	1153	921.20	256 515	1 264	1 062 144	1 121 869	1 184 823
1730	MATSOBANE	CAPRICORN	923240716	PRIMARY SCHOOL	2	YES	Yes	8	4	402	921.20	262 541	418	370 322	391 146	413 095
1731	MATUNA	CAPRICORN	923240723	SECONDARY SCHOOL	2	YES	Yes	18	4	68	921.20	490 650	1 040	62 642	66 164	69 877
1732	MAUNE	CAPRICORN	922220688	PRIMARY SCHOOL	2	YES	Yes	11	4	325	921.20	363 785	1 220	299 380	316 225	333 970
1733	MAUPE	CAPRICORN	921230283	PRIMARY SCHOOL	2	YES	Yes	12	4	136	921.20	209 172	883	125 283	132 328	139 754
1734	MAUTSNI	CAPRICORN	920210845	PRIMARY SCHOOL	2	YES	Yes	11	3	522	921.20	191 956	1 569	480 866	507 906	536 407
1735	MMABULEPI	CAPRICORN	904240754	SECONDARY SCHOOL	2	YES	Yes	13	4	506	921.20	338 290	254	466 127	492 338	519 966
1736	MMADITSHIKA	CAPRICORN	920210852	PRIMARY SCHOOL	2	YES	Yes	4	0	200	921.20	133 422	548	184 240	194 600	205 520
1737	MMAKGABO	CAPRICORN	922220682	SECONDARY SCHOOL	2	YES	Yes	11	2	352	921.20	181 627	1 016	486 127	342 496	361 715
1738	MMAKGABO	CAPRICORN	923240778	PRIMARY SCHOOL	2	YES	Yes	5	0	259	921.20	115 346	722	238 591	252 007	266 148
1739	MMAKGOMOTSHWEU	CAPRICORN	920210876	PRIMARY SCHOOL	2	YES	Yes	9	4	108	921.20	274 592	748	99 490	105 084	110 981
1740	MMAMAFU	CAPRICORN	922220689	SECONDARY SCHOOL	2	YES	Yes	9	2	111	921.20	262 541	1 281	102 253	108 003	114 064
1741	MMAMEHLABE	CAPRICORN	920331964	SECONDARY SCHOOL	2	YES	Yes	14	5	259	921.20	354 645	3 070	238 591	252 007	266 148
1742	MMAMWATI	CAPRICORN	919340395	PRIMARY SCHOOL	2	YES	Yes	14	0	292	921.20	186 791	443	268 990	284 116	300 059
1743	MMAMWLOPE	CAPRICORN	922250577	SECONDARY SCHOOL	2	YES	Yes	7	3	516	921.20	461 393	378	475 339	502 068	530 242
1744	MMANANYA	CAPRICORN	921230449	PRIMARY SCHOOL	2	YES	Yes	15	4	189	921.20	507 866	2 417	174 107	183 897	194 216
1745	MMANOKOGEJUPE	CAPRICORN	920210890	SECONDARY SCHOOL	2	YES	Yes	6	3	167	921.20	172 158	437	153 840	162 491	171 609
1746	MMANTHE	CAPRICORN	922220736	PRIMARY SCHOOL	2	YES	Yes	13	6	279	921.20	412 318	615	257 015	271 467	286 700
1747	MMAPADI	CAPRICORN	923260734	SECONDARY SCHOOL	2	YES	Yes	19	0	212	921.20	488 929	939	195 294	206 216	217 851
1748	MMAPHEKGO	CAPRICORN	992201304	PRIMARY SCHOOL	2	YES	Yes	14	0	270	921.20	371 861	1 012	248 724	262 710	277 452
1749	MMAPHOTLA	CAPRICORN	923240792	PRIMARY SCHOOL	2	YES	Yes	35	2	438	921.20	557 792	433	403 466	426 174	450 089
1750	MMARATHA	CAPRICORN	925631480	PRIMARY SCHOOL	2	YES	Yes	7	1	97	921.20	98 130	1 008	89 356	94 381	99 677

No.	Name of school	District	EMIS number	Primary/Secondary Combined	Quintile	No Fee Status	Section 21 Status	Nr of Educators	Nr of non Educators	Nr of Learners	Allocation per learner 2018	Main Appropriation		Revised estimate	Medium-term estimates		
												2017/2018	2018		2018	2019	2020
1751	MMASERA	CAPRICORN	922260758	PRIMARY SCHOOL	2	YES	Yes	12	0	337	921.20	304 720	267	304 866	310 444	327 901	346 301
1752	MMATLALA	CAPRICORN	921230306	PRIMARY SCHOOL	2	YES	Yes	9	4	98	921.20	284 921	1 846	286 767	90 278	95 354	100 705
1753	MMATLOU	CAPRICORN	921230313	PRIMARY SCHOOL	2	YES	Yes	8	3	160	921.20	209 172	676	209 848	147 392	155 680	164 416
1754	MMATSELA	CAPRICORN	920210944	SECONDARY SCHOOL	2	YES	Yes	13	3	287	921.20	310 745	183	310 928	264 384	279 251	284 921
1755	MMATSHIPI	CAPRICORN	923240808	SECONDARY SCHOOL	2	YES	Yes	32	0	452	921.20	599 971	981	600 951	416 382	439 795	464 475
1756	MMAWESHI	CAPRICORN	921230214	PRIMARY SCHOOL	2	YES	Yes	41	8	59	921.20	1 180 143	2 457	1 182 600	54 351	57 407	60 628
1757	MOCHEDI	CAPRICORN	923260772	SECONDARY SCHOOL	2	YES	Yes	7	2	539	921.20	178 184	867	179 051	496 527	524 447	553 876
1758	MODIBONE	CAPRICORN	922250607	PRIMARY SCHOOL	2	YES	Yes	11	2	227	921.20	179 044	198	179 202	209 112	220 871	233 265
1759	MODIKWA	CAPRICORN	922220798	PRIMARY SCHOOL	2	YES	Yes	29	11	400	921.20	917 602	729	918 331	388 480	389 200	411 040
1760	MODUMELA	CAPRICORN	922210975	SECONDARY SCHOOL	2	YES	Yes	7	0	205	921.20	198 842	281	199 124	188 846	199 465	210 658
1761	MODUWO	CAPRICORN	919340883	SECONDARY SCHOOL	2	YES	Yes	16	4	118	921.20	368 418	1 094	369 512	108 702	114 814	121 257
1762	MOEFADI	CAPRICORN	992266301	PRIMARY SCHOOL	2	YES	Yes	11	8	591	921.20	363 253	1 170	364 423	544 429	575 043	607 312
1763	MOETAGARE	CAPRICORN	922250621	PRIMARY SCHOOL	2	YES	Yes	3	0	214	921.20	297 833	424	298 258	197 137	208 222	219 906
1764	MOGALADI	CAPRICORN	922250638	PRIMARY SCHOOL	2	YES	Yes	7	2	511	921.20	174 740	544	175 284	470 733	497 203	525 104
1765	MOGANO	CAPRICORN	922220842	PRIMARY SCHOOL	2	YES	Yes	6	2	252	921.20	123 954	746	124 699	232 142	245 196	258 955
1766	MOGOSHI	CAPRICORN	920210989	PRIMARY SCHOOL	2	YES	Yes	33	2	140	921.20	726 507	223	726 729	128 868	136 220	143 864
1767	MOGOTO	CAPRICORN	922220859	PRIMARY SCHOOL	2	YES	Yes	8	3	551	921.20	278 035	242	278 277	507 881	536 123	566 208
1768	MOHLABI	CAPRICORN	922251785	PRIMARY SCHOOL	2	YES	Yes	4	1	904	921.20	76 610	552	77 163	832 765	879 592	928 950
1769	MOHLAUME	CAPRICORN	921230320	SECONDARY SCHOOL	2	YES	Yes	10	4	19	921.20	326 239	615	326 855	17 503	18 487	19 524
1770	MOHLOPHENG	CAPRICORN	922250645	SECONDARY SCHOOL	2	YES	Yes	28	0	233	921.20	971 832	1 100	972 832	214 840	226 709	239 431
1771	MOHWIBIDU	CAPRICORN	923240624	PRIMARY SCHOOL	2	YES	Yes	13	2	342	921.20	364 975	405	365 380	315 050	332 766	351 439
1772	MOKATENG	CAPRICORN	922251792	SECONDARY SCHOOL	2	YES	Yes	3	1	60	921.20	78 332	347	78 678	55 272	58 380	61 656
1773	MOKGOKA	CAPRICORN	923240682	PRIMARY SCHOOL	2	YES	Yes	10	0	707	921.20	286 643	586	287 239	651 288	687 311	726 513
1774	MOKGOROTLWANE	CAPRICORN	923240822	SECONDARY SCHOOL	2	YES	Yes	4	4	87	921.20	111 903	491	112 394	80 144	84 651	89 401
1775	MOKHOPO	CAPRICORN	922251730	PRIMARY SCHOOL	2	YES	Yes	16	8	364	921.20	445 889	594	446 484	335 317	354 172	374 046
1776	MOKWATEDI	CAPRICORN	923240839	SECONDARY SCHOOL	2	YES	Yes	15	5	368	921.20	461 383	924	462 307	339 022	358 064	378 157
1777	MOLAHARE	CAPRICORN	922211038	PRIMARY SCHOOL	2	YES	Yes	6	3	550	921.20	185 931	214	186 145	506 660	535 150	565 180
1778	MOLEMOLE	CAPRICORN	992205204	PRIMARY SCHOOL	2	YES	Yes	19	0	589	921.20	234 996	704	235 699	542 587	573 097	605 256
1779	MOLEPO	CAPRICORN	923240840	PRIMARY SCHOOL	2	YES	Yes	8	2	324	921.20	365 836	216	366 052	298 469	315 252	332 942
1780	MOLETJANA	CAPRICORN	922220903	PRIMARY SCHOOL	2	YES	Yes	3	1	190	921.20	92 965	353	93 318	175 028	184 870	195 244

No.	Name of school	District	EMIS number	Primary/Secondary Combined	Quintile	No Fee Status	Section 21 Status	Nr of Educators	Nr of non Educators	Nr of Learners	Allocation per-learner 2018	2017/2018		Medium-term estimates			
												Main Appropriation	Adjusted Appropriation	Revised estimate	2018	2019	2020
1781	MONGWANG	CAPRICORN	920211046	PRIMARY SCHOOL	2	YES	Yes	11	1	192	921.20	151 499	613	152 112	176 870	186 816	197 299
1782	MONYEMATHULA	CAPRICORN	904220910	PRIMARY SCHOOL	2	YES	Yes	8	2	406	921.20	216 919	988	217 887	374 007	395 038	417 206
1783	MONYESEBODU	CAPRICORN	992203301	PRIMARY SCHOOL	2	YES	Yes	8	4	331	921.20	253 072	141	253 213	304 917	322 063	340 136
1784	MORELEBAGANYAGO	CAPRICORN	922250676	PRIMARY SCHOOL	2	YES	Yes	19	4	342	921.20	490 650	1 193	491 843	315 050	332 766	351 439
1785	MOREMI	CAPRICORN	923240863	PRIMARY SCHOOL	2	YES	Yes	6	2	257	921.20	173 880	477	174 356	236 748	250 061	264 093
1786	MORONGWA	CAPRICORN	906211063	PRIMARY SCHOOL	2	YES	Yes	8	0	178	921.20	158 385	855	159 240	163 974	173 194	182 913
1787	MOROPA	CAPRICORN	922211077	SECONDARY SCHOOL	2	YES	Yes	6	2	262	921.20	232 413	456	232 869	241 354	254 926	269 231
1788	MORORE	CAPRICORN	922250690	PRIMARY SCHOOL	2	YES	Yes	11	2	117	921.20	241 021	225	241 246	107 780	113 841	120 229
1789	MOROTSE	CAPRICORN	923240860	PRIMARY SCHOOL	2	YES	Yes	8	4	280	921.20	222 945	1 241	224 186	257 936	272 440	287 728
1790	MORUPAHALE	CAPRICORN	922251655	PRIMARY SCHOOL	2	YES	Yes	13	5	305	921.20	370 140	452	370 591	280 966	296 765	313 418
1791	MOSHASHA	CAPRICORN	922250706	PRIMARY SCHOOL	2	YES	Yes	3	1	241	921.20	92 105	1 100	93 205	222 009	234 493	247 652
1792	MOSHIB-MOKBODI	CAPRICORN	923240864	PRIMARY SCHOOL	2	YES	Yes	8	0	311	921.20	286 643	552	287 195	286 493	302 603	319 564
1793	MOSHIDI	CAPRICORN	992202301	SECONDARY SCHOOL	2	YES	Yes	3	2	180	921.20	148 056	1 155	149 211	387 825	409 633	432 620
1794	MOSHODO	CAPRICORN	921230351	PRIMARY SCHOOL	2	YES	Yes	5	0	421	921.20	255 655	2 033	257 687	570 223	602 287	636 084
1795	MOSHUBABA	CAPRICORN	920211091	SECONDARY SCHOOL	2	YES	Yes	12	2	619	921.20	448 472	61	448 532	547 193	577 962	610 394
1796	MOSIMA -1	CAPRICORN	923240891	PRIMARY SCHOOL	2	YES	Yes	17	5	594	921.20	54 230	500	54 730	131 732	139 139	146 947
1797	MOSONYA	CAPRICORN	921230375	SECONDARY SCHOOL	2	YES	Yes	2	2	143	921.20	486 346	752	487 098	283 730	299 684	316 501
1798	MOTHAPO	CAPRICORN	922220958	PRIMARY SCHOOL	2	YES	Yes	20	2	308	921.20	189 374	143	189 517	109 623	115 787	122 284
1799	MOTLAKARO	CAPRICORN	922250713	SECONDARY SCHOOL	2	YES	Yes	7	4	119	921.20	337 430	1 499	338 929	1 137 682	1 201 655	1 269 086
1800	MOTLALAHLE	CAPRICORN	922220972	SECONDARY SCHOOL	2	YES	Yes	10	1	1235	921.20	191 956	189	192 145	290 718	306 495	323 694
1801	MOTLISHI	CAPRICORN	923260833	SECONDARY SCHOOL	2	YES	Yes	9	0	315	921.20	88 661	798	89 419	309 523	326 928	346 274
1802	MOTSIRI	CAPRICORN	923260940	PRIMARY SCHOOL	2	YES	Yes	5	0	336	921.20	482 042	861	482 903	601 544	635 369	671 023
1803	MOTSOFALA	CAPRICORN	923240907	PRIMARY SCHOOL	2	YES	Yes	18	3	653	921.20	180 786	1 168	181 934	77 381	81 732	86 318
1804	MOUPO	CAPRICORN	922220989	PRIMARY SCHOOL	2	YES	Yes	5	2	84	921.20	437 281	1 252	438 533	164 895	174 167	183 940
1805	MPATAPATA	CAPRICORN	919340890	SECONDARY SCHOOL	2	YES	Yes	17	3	179	921.20	221 223	687	221 910	276 360	291 900	308 280
1806	MPEBE	CAPRICORN	923240921	PRIMARY SCHOOL	2	YES	Yes	9	3	300	921.20	103 295	426	103 721	117 914	124 544	131 533
1807	MPHAKANYANE	CAPRICORN	992202403	PRIMARY SCHOOL	2	YES	Yes	4	2	126	921.20	460 523	680	461 203	236 748	250 061	264 093
1808	MPHETHANTSHA	CAPRICORN	925630173	SECONDARY SCHOOL	2	YES	Yes	12	1	257	921.20	790 205	403	790 608	396 116	418 390	441 868
1809	MPHOKANENG	CAPRICORN	992203400	PRIMARY SCHOOL	2	YES	Yes	27	0	430	921.20	37 014	865	37 879	93 962	99 246	104 815
1810	MPHONE	CAPRICORN	920211152	PRIMARY SCHOOL	2	YES	Yes	3	1	102	921.20						

CONTINUES ON PAGE 130 - PART 2



LIMPOPO PROVINCE
 LIMPOPO PROVINSIE
 XIFUNDZANKULU XA LIMPOPO
 PROFENSE YA LIMPOPO
 VUNDU LA LIMPOPO
 IPHROVINSI YELIMPOPO

**Provincial Gazette • Provinsiale Koerant • Gazete ya Xifundzankulu
 Kuranta ya Profense • Gazethe ya Vundu**

*(Registered as a newspaper) • (As 'n nuusblad geregistreer) • (Yi rhijistariwile tanihi Nyuziphepha)
 (E ngwadisits'we bjalo ka Kuranta) • (Yo redzhistariwa sa Nyusiphepha)*

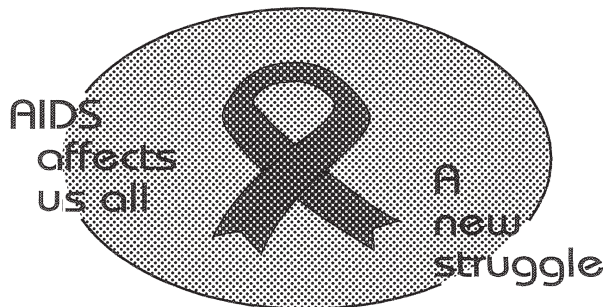
Vol. 25

POLOKWANE,
 23 MARCH 2018
 23 MAART 2018
 23 NYENYANKULU 2018
 23 MATŠHE 2018
 23 THAFAMUHWWE 2018

No. 2891

PART 2 OF 3

We all have the power to prevent AIDS



Prevention is the cure

**AIDS
 HELPLINE**

0800 012 322

DEPARTMENT OF HEALTH

N.B. The Government Printing Works will not be held responsible for the quality of "Hard Copies" or "Electronic Files" submitted for publication purposes

ISSN 1682-4563



02891



9 771682 456003

No.	Name of school	District	EMIS number	Primary Secondary Combined	Quintile	No Fee Status	Section 21 Status	Nr of Educators	Nr of non Educators	Nr of Learners	Allocation per learner 2018	2017/2018		Medium-term estimates		
												Main Appropriation	Adjusted Appropriation	Revised estimate	2018	2019
1811	MUTLE	CAPRICORN	920211169	PRIMARY SCHOOL	2	YES	Yes	8	0	562	921.20	207 450	697	517 714	546 626	577 511
1812	MANEDI	CAPRICORN	925620800	PRIMARY SCHOOL	2	YES	Yes	10	0	237	921.20	301 277	399	218 324	230 601	243 541
1813	NAPE	CAPRICORN	922221005	SECONDARY SCHOOL	2	YES	Yes	3	1	820	921.20	80 914	737	755 384	797 860	842 632
1814	NAREMOHLALERWA	CAPRICORN	922221012	PRIMARY SCHOOL	2	YES	Yes	18	0	369	921.20	605 135	536	339 923	359 037	379 184
1815	NICHELELENG	CAPRICORN	920211183	SECONDARY SCHOOL	2	YES	Yes	7	0	236	921.20	135 144	382	217 403	229 628	242 514
1816	NGAKANA	CAPRICORN	921230436	SECONDARY SCHOOL	2	YES	Yes	8	2	334	921.20	301 277	636	307 681	324 982	343 218
1817	NGOATOTLOU	CAPRICORN	922200895	SECONDARY SCHOOL	2	YES	Yes	15	4	169	921.20	370 140	248	155 683	164 437	173 664
1818	NGWAKO	CAPRICORN	923209001	PRIMARY SCHOOL	2	YES	Yes	12	0	249	921.20	423 509	588	229 379	242 277	255 872
1819	NGWAKHANA	CAPRICORN	92221029	SECONDARY SCHOOL	2	YES	Yes	17	5	270	921.20	501 841	632	248 724	262 710	277 452
1820	NGWANA MOKIENA KEKANA	CAPRICORN	925631527	PRIMARY SCHOOL	2	YES	Yes	6	3	281	921.20	259 959	825	258 857	273 413	288 756
1821	NGWANA BAHALALERWA	CAPRICORN	92221043	SECONDARY SCHOOL	2	YES	Yes	6	1	207	921.20	157 525	533	158 058	201 411	212 713
1822	NGWANAMAGO	CAPRICORN	922230744	PRIMARY SCHOOL	2	YES	Yes	5	4	514	921.20	166 993	664	473 497	500 122	528 186
1823	NGWANASEALA	CAPRICORN	922250584	SECONDARY SCHOOL	2	YES	Yes	13	2	203	921.20	345 177	380	187 004	197 519	208 603
1824	NKCELE	CAPRICORN	921230443	PRIMARY SCHOOL	2	YES	Yes	7	3	264	921.20	283 200	885	243 197	256 872	271 286
1825	NKGOPOLENG BAKONE	CAPRICORN	922221015	SECONDARY SCHOOL	2	YES	Yes	10	3	443	921.20	283 200	1 325	408 082	431 039	455 227
1826	NKHUMISHE MMUSHI	CAPRICORN	918340306	PRIMARY SCHOOL	2	YES	Yes	9	0	256	921.20	215 198	1 252	235 827	249 088	263 066
1827	NKOANA	CAPRICORN	922230751	PRIMARY SCHOOL	2	YES	Yes	8	0	260	921.20	154 942	328	155 270	232 980	267 176
1828	NKOSHILO	CAPRICORN	923241009	SECONDARY SCHOOL	2	YES	Yes	12	1	938	921.20	258 237	655	864 086	912 674	963 889
1829	NOKANANTSHWANA	CAPRICORN	923241047	SECONDARY SCHOOL	2	YES	Yes	2	0	15	921.20	92 105	267	13 818	14 595	15 414
1830	NOKO	CAPRICORN	918340333	SECONDARY SCHOOL	2	YES	Yes	8	0	12	921.20	236 717	2 585	11 054	11 676	12 331
1831	NONG MODIKOA	CAPRICORN	922252017	PRIMARY SCHOOL	2	YES	Yes	9	0	212	921.20	264 263	662	195 294	206 276	217 851
1832	NTHEWA	CAPRICORN	925630234	SECONDARY SCHOOL	2	YES	Yes	10	0	154	921.20	210 033	1 554	141 865	149 842	158 250
1833	NTJIMOTHAPO	CAPRICORN	925620862	PRIMARY SCHOOL	2	YES	Yes	8	4	1267	921.20	281 478	615	1 167 160	1 232 791	1 301 969
1834	NTLHODUMELA	CAPRICORN	92221074	PRIMARY SCHOOL	2	YES	Yes	7	2	752	921.20	154 942	701	692 742	731 686	772 755
1835	PATOGA	CAPRICORN	921230450	PRIMARY SCHOOL	2	YES	Yes	10	0	298	921.20	338 290	1 392	274 518	289 954	306 225
1836	PELABELA	CAPRICORN	92320932	PRIMARY SCHOOL	2	YES	Yes	28	0	326	921.20	585 337	181	300 311	317 198	334 998
1837	PETER HERWANS	CAPRICORN	920211206	PRIMARY SCHOOL	2	YES	Yes	15	5	526	921.20	465 687	370	484 551	511 798	540 518
1838	PHAGMANG	CAPRICORN	920211213	SECONDARY SCHOOL	2	YES	Yes	7	2	482	921.20	144 613	626	444 018	468 966	485 303
1839	PHALA	CAPRICORN	923260469	SECONDARY SCHOOL	2	YES	Yes	9	2	507	921.20	277 174	265	467 048	493 311	520 993
1840	PHALALONG	CAPRICORN	992205203	PRIMARY SCHOOL	2	YES	Yes	8	1	238	921.20	140 309	542	219 246	231 574	244 569

No.	Name of school	District	EMIS number	Primary Secondary Combined	Quintile	No Fee Status	Section 21 Status	Nr of Educators	Nr of non Educators	Nr of Learners	Allocation per learner 2018	2017/2018		Medium-term estimates			
												Main Appropriation	Adjusted Appropriation	Revised estimate	2018	2019	2020
1841	PHALATLOU	CARRICORN	920211244	SECONDARY SCHOOL	2	YES	Yes	39	10	148	921.20	1 131 078	911	1 131 989	136 338	144 004	152 085
1842	PHALUWE	CARRICORN	904242446	SECONDARY SCHOOL	2	YES	Yes	10	4	135	921.20	278 896	227	279 123	124 362	131 355	138 726
1843	PHEHLE	CARRICORN	923260956	PRIMARY SCHOOL	2	YES	Yes	10	3	138	921.20	284 061	1 203	285 264	127 126	134 274	141 809
1844	PHISHOANA	CARRICORN	920211282	PRIMARY SCHOOL	2	YES	Yes	13	4	1092	921.20	568 992	508	569 490	1 005 950	1 062 516	1 122 139
1845	PHOFFU	CARRICORN	922221142	PRIMARY SCHOOL	2	YES	Yes	3	0	381	921.20	80 914	1 831	82 745	350 977	370 713	391 516
1846	PHOKELA	CARRICORN	922250799	SECONDARY SCHOOL	2	YES	Yes	8	2	87	921.20	157 525	788	158 312	80 144	84 651	89 401
1847	PHUINYAKO	CARRICORN	922251754	SECONDARY SCHOOL	2	YES	Yes	8	0	420	921.20	265 123	485	265 608	386 904	408 660	431 592
1848	PHUTI - 1	CARRICORN	922250805	PRIMARY SCHOOL	2	YES	Yes	3	0	93	921.20	97 269	718	97 987	85 672	90 489	95 957
1849	PHUTI - 2	CARRICORN	923260970	PRIMARY SCHOOL	2	YES	Yes	7	0	342	921.20	242 743	357	243 100	315 050	332 766	351 439
1850	PHUTIMAKIBELO	CARRICORN	922221166	PRIMARY SCHOOL	2	YES	Yes	13	0	844	921.20	378 748	523	379 271	777 493	821 212	867 294
1851	PHUTISEOPA	CARRICORN	920212476	SECONDARY SCHOOL	2	YES	Yes	3	1	150	921.20	90 383	554	90 937	138 180	145 950	154 140
1852	PIET N. APHANE	CARRICORN	921230498	SECONDARY SCHOOL	2	YES	Yes	15	4	376	921.20	487 207	582	487 799	346 371	365 948	386 378
1853	PITSI AMASHILO	CARRICORN	921230504	PRIMARY SCHOOL	2	YES	Yes	8	4	351	921.20	219 501	414	219 915	323 341	341 523	360 688
1854	POKANONG	CARRICORN	923060994	PRIMARY SCHOOL	2	YES	Yes	32	0	336	921.20	840 992	1 079	842 071	309 523	326 928	345 274
1855	PROSPECT	CARRICORN	923241115	PRIMARY SCHOOL	2	YES	Yes	12	3	163	921.20	302 998	439	303 437	150 156	158 699	167 499
1856	PUDUTJE	CARRICORN	922250720	PRIMARY SCHOOL	2	YES	Yes	10	3	359	921.20	218 641	552	219 193	330 711	349 307	368 908
1857	PULA SEOPA	CARRICORN	922251761	PRIMARY SCHOOL	2	YES	Yes	8	1	390	921.20	291 808	951	292 759	359 268	379 470	400 764
1858	PULEDI	CARRICORN	922250669	PRIMARY SCHOOL	2	YES	Yes	6	0	860	921.20	149 777	542	150 319	792 232	836 780	883 736
1859	RACHEBOLE	CARRICORN	922211299	PRIMARY SCHOOL	2	YES	Yes	7	0	413	921.20	223 805	546	224 351	380 456	401 849	424 399
1860	RADIBOLO TJE	CARRICORN	923241122	PRIMARY SCHOOL	2	YES	Yes	10	2	183	921.20	249 629	2 020	251 649	168 590	178 059	188 051
1861	RADIKGOMO	CARRICORN	922250836	SECONDARY SCHOOL	2	YES	Yes	7	3	164	921.20	233 274	40	233 314	151 077	159 572	168 526
1862	RADIPTSI	CARRICORN	922250843	SECONDARY SCHOOL	2	YES	Yes	7	2	131	921.20	173 019	25	173 044	120 877	127 463	134 616
1863	RANGAATHA	CARRICORN	922250850	PRIMARY SCHOOL	2	YES	Yes	14	0	333	921.20	445 028	468	445 486	306 760	324 009	342 191
1864	RAKOPI	CARRICORN	996602406	PRIMARY SCHOOL	2	YES	Yes	7	2	262	921.20	185 070	2 247	187 317	241 354	254 926	269 231
1865	RALEKHWALANA	CARRICORN	922250867	SECONDARY SCHOOL	2	YES	Yes	7	0	790	921.20	80 914	334	81 246	727 748	768 670	811 804
1866	RALEMA	CARRICORN	923241139	PRIMARY SCHOOL	2	YES	Yes	6	0	712	921.20	232 413	2 772	235 185	655 894	692 776	731 651
1867	RAMAHLO	CARRICORN	920211312	PRIMARY SCHOOL	2	YES	Yes	13	3	532	921.20	360 671	1 600	362 271	490 078	517 636	546 683
1868	RAMABELE	CARRICORN	925531572	SECONDARY SCHOOL	2	YES	Yes	7	3	186	921.20	223 805	536	224 341	171 343	180 978	191 134
1869	RAMAKANYANE	CARRICORN	923261034	SECONDARY SCHOOL	2	YES	Yes	9	2	258	921.20	213 476	659	214 135	237 670	251 034	265 121
1870	RAMANGOTHO	CARRICORN	922250874	PRIMARY SCHOOL	2	YES	Yes	27	7	735	921.20	792 788	704	793 491	677 082	715 155	755 286

No.	Name of school	District	EMIS number	Primary/Secondary Combined	Quintile	No Fee Status	Section 21 Status	Nr of Educators	Nr of non Educators	Nr of Learners	Allocation per learner 2018	Main Appropriation		Adjusted Appropriation 2017/2018	Revised estimate	Medium-term estimates	
												Main Appropriation	2017/2018			2018	2019
1871	RAMALAPA	CAPRICORN	925620947	PRIMARY SCHOOL	2	YES	Yes	4	1	155	921.20	28 791	983	29 774	142 766	150 815	159 278
1872	RAMATEWA	CAPRICORN	920211343	SECONDARY SCHOOL	2	YES	Yes	5	1	262	921.20	46 483	1 157	47 640	241 354	254 926	269 231
1873	RAMIELONA	CAPRICORN	920211350	PRIMARY SCHOOL	2	YES	Yes	7	2	277	921.20	165 931	1 042	166 972	255 172	269 921	284 645
1874	RAMMUTLA	CAPRICORN	920211367	PRIMARY SCHOOL	2	YES	Yes	6	1	226	921.20	168 715	1 077	169 792	208 191	219 888	232 238
1875	RAMOGOE	CAPRICORN	921230542	PRIMARY SCHOOL	2	YES	Yes	39	12	511	921.20	1 230 930	523	1 231 453	470 733	497 203	525 104
1876	RAMOLOKONE	CAPRICORN	922222510	PRIMARY SCHOOL	2	YES	Yes	20	4	742	921.20	636 124	315	636 439	683 530	721 966	762 479
1877	RAMONGWANA	CAPRICORN	923261058	PRIMARY SCHOOL	2	YES	Yes	8	0	772	921.20	259 098	309	259 406	711 166	751 156	793 307
1878	RAMOSHOBHLE	CAPRICORN	922230688	SECONDARY SCHOOL	2	YES	Yes	10	3	480	921.20	283 200	288	283 488	442 176	467 040	483 248
1879	RAMOTLHALE	CAPRICORN	921230559	PRIMARY SCHOOL	2	YES	Yes	15	0	631	921.20	477 738	2 291	480 030	581 277	613 963	648 416
1880	RAMOTSHABI	CAPRICORN	922230904	SECONDARY SCHOOL	2	YES	Yes	13	2	211	921.20	411 458	806	412 264	194 373	205 303	216 824
1881	RAMPHERI	CAPRICORN	922230911	PRIMARY SCHOOL	2	YES	Yes	21	5	381	921.20	485 486	197	485 683	350 977	370 713	391 516
1882	RAMPO	CAPRICORN	923241160	SECONDARY SCHOOL	2	YES	Yes	7	3	418	921.20	210 894	901	211 794	385 062	406 714	429 537
1883	RAMPURU	CAPRICORN	920212445	PRIMARY SCHOOL	2	YES	Yes	10	0	381	921.20	155 803	195	155 998	350 977	370 713	391 516
1884	RAFHOTLOLO	CAPRICORN	923241177	PRIMARY SCHOOL	2	YES	Yes	9	0	135	921.20	148 917	729	149 645	124 362	131 355	138 726
1885	RAPITSI	CAPRICORN	92221302	PRIMARY SCHOOL	2	YES	Yes	4	3	412	921.20	100 712	1 777	102 489	379 534	400 876	423 371
1886	RAPOHO	CAPRICORN	922230928	PRIMARY SCHOOL	2	YES	Yes	26	2	1140	921.20	921 906	336	922 242	1 050 168	1 109 220	1 171 464
1887	RASELAELO	CAPRICORN	921230566	PRIMARY SCHOOL	2	YES	Yes	12	1	143	921.20	328 822	825	329 647	131 732	139 139	146 947
1888	RASELETE	CAPRICORN	922230935	SECONDARY SCHOOL	2	YES	Yes	5	0	160	921.20	123 093	718	123 811	147 392	155 680	164 416
1889	RASEWA	CAPRICORN	920211386	SECONDARY SCHOOL	2	YES	Yes	10	2	343	921.20	311 606	729	312 335	315 972	333 739	352 467
1890	RATHOMA	CAPRICORN	925630265	PRIMARY SCHOOL	2	YES	Yes	4	1	344	921.20	86 079	725	86 804	316 893	334 712	353 494
1891	REHOLEGILE	CAPRICORN	922251822	SECONDARY SCHOOL	2	YES	Yes	9	3	594	921.20	302 998	349	303 347	547 193	577 962	610 394
1892	REKHUTJJE	CAPRICORN	922230942	SECONDARY SCHOOL	2	YES	Yes	17	0	243	921.20	680 024	777	680 801	223 852	236 439	249 707
1893	ROSENKRANTZ	CAPRICORN	922230959	PRIMARY SCHOOL	2	YES	Yes	8	1	85	921.20	160 107	798	160 905	78 302	82 705	87 346
1894	SCHOONGEZICHT	CAPRICORN	918340913	SECONDARY SCHOOL	2	YES	Yes	12	3	183	921.20	293 529	1 819	295 348	168 560	178 059	188 051
1895	SEBOKELA	CAPRICORN	922230966	PRIMARY SCHOOL	2	YES	Yes	10	3	453	921.20	272 870	863	273 734	417 304	440 769	465 503
1896	SEBUSHI	CAPRICORN	922214111	PRIMARY SCHOOL	2	YES	Yes	9	2	252	921.20	263 402	384	263 786	232 142	245 196	258 955
1897	SEDMOTHOLE	CAPRICORN	923261119	SECONDARY SCHOOL	2	YES	Yes	6	2	399	921.20	140 309	380	140 689	367 559	388 227	410 012
1898	SEETLA	CAPRICORN	992202402	PRIMARY SCHOOL	2	YES	Yes	11	2	374	921.20	333 987	302	334 289	344 529	363 902	384 322
1899	SEFALALO	CAPRICORN	921230573	PRIMARY SCHOOL	2	YES	Yes	15	2	523	921.20	335 708	710	336 418	481 788	508 879	537 435
1900	SEFATALADI	CAPRICORN	923241207	PRIMARY SCHOOL	2	YES	Yes	25	6	282	921.20	672 277	557	672 833	259 778	274 366	289 783

No.	Name of school	District	EMS number	Primary/Secondary Combined	Quintile	No Fee Status	Section 21 Status	Nr of Educators	Nr of non Educators	Nr of Learners	Allocation per learner 2018	2017/2018		Medium-term estimates			
												Main Appropriation	Adjusted Appropriation	Revised estimate	2018	2019	2020
1901	SEHLAGANE	CAPRICORN	90421442	PRIMARY SCHOOL	2	YES	Yes	12	6	531	921.20	355 357	1 716	358 083	489 157	516 663	545 656
1902	SEHLALE	CAPRICORN	92222626	PRIMARY SCHOOL	2	YES	Yes	7	2	690	921.20	172 158	1 487	173 645	635 628	671 370	709 044
1903	SEHLOLA	CAPRICORN	92021469	SECONDARY SCHOOL	2	YES	Yes	8	0	203	921.20	190 235	1 111	191 945	187 004	197 519	208 603
1904	SEHLOMLA	CAPRICORN	921230580	PRIMARY SCHOOL	2	YES	Yes	9	1	217	921.20	161 829	403	162 232	199 900	211 141	222 989
1905	SEPONE	CAPRICORN	92241221	SECONDARY SCHOOL	2	YES	Yes	10	3	187	921.20	288 385	531	288 896	172 264	181 951	192 161
1906	SEKATE	CAPRICORN	921230597	SECONDARY SCHOOL	2	YES	Yes	8	1	284	921.20	232 413	1 588	234 001	261 621	276 332	291 838
1907	SEKATI	CAPRICORN	922250973	SECONDARY SCHOOL	2	YES	Yes	21	0	82	921.20	728 228	323	728 552	75 538	79 786	84 263
1908	SEKELEKA	CAPRICORN	92021473	SECONDARY SCHOOL	2	YES	Yes	19	2	302	921.20	583 616	573	584 189	278 202	293 946	310 335
1909	SEKETE	CAPRICORN	922250997	SECONDARY SCHOOL	2	YES	Yes	14	5	119	921.20	469 991	594	470 586	109 623	115 787	122 284
1910	SEKGIWARI	CAPRICORN	92021480	PRIMARY SCHOOL	2	YES	Yes	8	2	330	921.20	168 715	479	169 194	303 996	321 090	339 108
1911	SEKGIWENG	CAPRICORN	92221357	PRIMARY SCHOOL	2	YES	Yes	10	2	246	921.20	202 286	1 086	203 371	228 458	241 304	254 845
1912	SEKITI	CAPRICORN	921230610	PRIMARY SCHOOL	2	YES	Yes	19	1	251	921.20	576 729	1 560	578 290	231 221	244 223	257 928
1913	SEKURUWE	CAPRICORN	92221364	COMBINED SCHOOL	2	YES	Yes	5	3	688	921.20	147 195	1 615	148 810	633 786	669 424	706 989
1914	SEKUTUPU	CAPRICORN	92241238	PRIMARY SCHOOL	2	YES	Yes	9	0	963	921.20	247 047	1 100	248 147	887 116	936 999	989 579
1915	SELAMODI	CAPRICORN	919340692	SECONDARY SCHOOL	2	YES	Yes	10	4	406	921.20	258 237	1 302	259 539	375 660	396 984	419 261
1916	SELLO	CAPRICORN	920211510	PRIMARY SCHOOL	2	YES	Yes	8	3	578	921.20	188 513	462	188 975	532 454	562 394	593 953
1917	SELOUTJO	CAPRICORN	92241252	SECONDARY SCHOOL	2	YES	Yes	16	0	78	921.20	448 472	802	449 274	71 864	75 894	80 153
1918	SEMANENG	CAPRICORN	919340340	SECONDARY SCHOOL	2	YES	Yes	19	3	183	921.20	621 490	897	622 387	168 560	178 059	188 051
1919	SEMETSE	CAPRICORN	922251006	PRIMARY SCHOOL	2	YES	Yes	17	0	124	921.20	611 161	809	611 969	114 229	120 662	127 422
1920	SEMRISHI	CAPRICORN	920211565	PRIMARY SCHOOL	2	YES	Yes	16	4	325	921.20	390 799	277	391 076	299 390	316 225	333 970
1921	SENVIBARWANA	CAPRICORN	922251013	PRIMARY SCHOOL	2	YES	Yes	16	11	1067	921.20	515 613	888	516 502	982 920	1 038 191	1 096 449
1922	SECOBI	CAPRICORN	920211572	PRIMARY SCHOOL	2	YES	Yes	13	1	69	921.20	286 643	2 476	289 119	63 563	67 137	70 904
1923	SEOKENG	CAPRICORN	992201301	SECONDARY SCHOOL	2	YES	Yes	10	3	293	921.20	347 759	302	348 062	269 912	285 089	301 087
1924	SEOLWANA	CAPRICORN	922251020	SECONDARY SCHOOL	2	YES	Yes	17	4	245	921.20	411 458	401	411 859	225 694	238 365	251 762
1925	SEPANYA	CAPRICORN	919341152	PRIMARY SCHOOL	2	YES	Yes	11	0	99	921.20	316 771	771	317 541	91 199	96 327	101 732
1926	SEPHALA	CAPRICORN	919340647	PRIMARY SCHOOL	2	YES	Yes	5	2	270	921.20	115 346	741	116 087	248 724	262 710	277 452
1927	SERIPA	CAPRICORN	921230634	SECONDARY SCHOOL	2	YES	Yes	11	3	336	921.20	348 620	1 321	349 941	309 523	326 928	345 274
1928	SESOWI	CAPRICORN	922261812	PRIMARY SCHOOL	2	YES	Yes	29	1	441	921.20	937 400	521	937 921	406 249	429 093	463 172
1929	SETHIETHWA	CAPRICORN	922251037	SECONDARY SCHOOL	2	YES	Yes	5	0	619	921.20	132 562	179	132 740	570 223	602 287	636 084
1930	SETLHAKO	CAPRICORN	926621032	PRIMARY SCHOOL	2	YES	Yes	11	3	313	921.20	194 539	943	195 481	288 336	304 549	321 639

No.	Name of school	District	EMIS number	Primary Secondary Combined	Quintile	No Fee Status	Section 21 Status	Nr of Educators	Nr of non Educators	Nr of Learners	Allocation per learner 2018	Main Appropriation		Revised estimate	Medium-term estimates		
												2017/2018	2018		2019	2020	
1931	SETUKA	CAPRICORN	920211626	SECONDARY SCHOOL	2	YES	Yes	16	4	260	921.20	314 188	395	314 893	239 512	252 980	267 176
1932	SHAKLENG	CAPRICORN	922221416	SECONDARY SCHOOL	2	YES	Yes	11	3	188	921.20	326 239	949	327 189	173 186	182 924	183 189
1933	SHAPO	CAPRICORN	922221425	PRIMARY SCHOOL	2	YES	Yes	23	6	206	921.20	482 903	552	483 455	189 767	200 438	211 686
1934	SHIKOANE	CAPRICORN	923261188	PRIMARY SCHOOL	2	YES	Yes	11	0	143	921.20	219 501	888	220 390	131 732	139 139	146 947
1935	SHUPENG	CAPRICORN	922251051	PRIMARY SCHOOL	2	YES	Yes	3	2	558	921.20	71 446	792	72 237	514 030	542 934	573 401
1936	SOKA LEHOLO	CAPRICORN	923261195	PRIMARY SCHOOL	2	YES	Yes	10	3	220	921.20	182 487	1 170	183 657	202 664	214 060	226 072
1937	SOPHONACHUENE	CAPRICORN	922251088	PRIMARY SCHOOL	2	YES	Yes	11	0	171	921.20	361 532	596	362 128	157 525	166 383	175 720
1938	ST. BEDE	CAPRICORN	925621063	SECONDARY SCHOOL	2	YES	Yes	9	3	799	921.20	222 084	691	222 775	736 039	777 427	821 052
1939	SUBIACO	CAPRICORN	922221456	PRIMARY SCHOOL	2	YES	Yes	19	4	670	921.20	444 188	1 115	445 283	617 204	651 910	688 492
1940	T.P. SEKAMELA	CAPRICORN	923241313	PRIMARY SCHOOL	2	YES	Yes	11	3	799	921.20	340 873	1 462	342 334	736 039	777 427	821 052
1941	TAL-KWENA	CAPRICORN	923261201	PRIMARY SCHOOL	2	YES	Yes	14	10	198	921.20	482 042	435	482 477	182 398	192 654	203 465
1942	TAUPHUTI	CAPRICORN	923241320	SECONDARY SCHOOL	2	YES	Yes	9	4	226	921.20	245 325	487	245 812	208 191	219 898	232 238
1943	TEWA	CAPRICORN	922221470	SECONDARY SCHOOL	2	YES	Yes	14	0	480	921.20	440 724	401	441 126	442 176	467 040	483 248
1944	THABADORA	CAPRICORN	923261218	PRIMARY SCHOOL	2	YES	Yes	20	9	521	921.20	604 275	594	604 869	479 945	506 933	535 380
1945	THABAGONE	CAPRICORN	922251075	PRIMARY SCHOOL	2	YES	Yes	8	0	354	921.20	177 323	179	177 501	326 105	344 442	363 770
1946	THAMAGANE	CAPRICORN	920211688	PRIMARY SCHOOL	2	YES	Yes	5	2	175	921.20	171 297	649	171 946	161 210	170 275	179 830
1947	THOGGA	CAPRICORN	992201202	SECONDARY SCHOOL	2	YES	Yes	5	0	483	921.20	187 682	252	187 904	444 940	469 959	486 331
1948	THOKA	CAPRICORN	922251082	PRIMARY SCHOOL	2	YES	Yes	11	0	171	921.20	253 072	699	253 772	157 525	166 383	175 720
1949	THOKAMPE	CAPRICORN	923241337	SECONDARY SCHOOL	2	YES	Yes	5	2	897	921.20	88 661	536	89 197	826 316	872 781	921 757
1950	THOKGWANENG	CAPRICORN	919340920	PRIMARY SCHOOL	2	YES	Yes	7	0	972	921.20	269 427	525	269 952	895 406	945 756	988 827
1951	THUINE	CAPRICORN	922211718	PRIMARY SCHOOL	2	YES	Yes	4	0	446	921.20	96 408	1 470	97 878	410 655	433 958	458 310
1952	TIBANEFONTEIN	CAPRICORN	921230702	PRIMARY SCHOOL	2	YES	Yes	7	4	362	921.20	296 112	2 201	298 313	333 474	352 226	371 991
1953	TIDIMA	CAPRICORN	922251099	SECONDARY SCHOOL	2	YES	Yes	8	4	753	921.20	217 780	872	218 651	693 664	732 669	773 783
1954	TINTELA	CAPRICORN	921230719	PRIMARY SCHOOL	2	YES	Yes	10	2	498	921.20	219 501	1 256	220 757	458 758	484 554	511 745
1955	TJATJANENG	CAPRICORN	922251105	PRIMARY SCHOOL	2	YES	Yes	4	1	611	921.20	39 596	195	39 792	562 853	594 503	627 864
1956	TLADI	CAPRICORN	922251112	PRIMARY SCHOOL	2	YES	Yes	23	1	168	921.20	581 894	420	582 314	154 762	163 464	172 637
1957	TLHOTLHONYA	CAPRICORN	920211749	PRIMARY SCHOOL	2	YES	Yes	23	1	277	921.20	792 788	244	793 031	255 172	269 521	284 645
1958	TLOU	CAPRICORN	922251129	SECONDARY SCHOOL	2	YES	Yes	14	3	268	921.20	348 620	716	349 336	246 882	260 764	275 397
1959	TLOUKOLOBE	CAPRICORN	920211756	PRIMARY SCHOOL	2	YES	Yes	14	3	581	921.20	508 727	2 260	510 986	535 217	585 313	597 036
1960	TSELA CHUEU	CAPRICORN	922211763	SECONDARY SCHOOL	2	YES	Yes	5	0	182	921.20	100 712	149	100 862	167 658	177 066	187 023

No.	Name of school	District	EMIS number	Primary Secondary Combined	Quintile	No Fee Status	Section 21 Status	Nr of Educators	Nr of non Educators	Nr of Learners	Allocation per learner 2018	2017/2018		Medium-term estimates		
												Main Appropriation	Adjusted Appropriation	Revised estimate	2018	2019
1961	TSHEBELA	CAPRICORN	922251143	SECONDARY SCHOOL	2	YES	Yes	7	0	327	921.20	154 081	624	301 232	318 171	336 025
1962	TSHEHLO	CAPRICORN	904241388	SECONDARY SCHOOL	2	YES	Yes	6	0	135	921.20	97 269	550	124 362	131 355	138 726
1963	TSHUKUTSWE	CAPRICORN	920211770	SECONDARY SCHOOL	2	YES	Yes	11	4	208	921.20	274 592	212	191 610	202 384	213 741
1964	TSOGE	CAPRICORN	919340630	PRIMARY SCHOOL	2	YES	Yes	26	6	142	921.20	870 259	573	130 810	138 166	145 919
1965	TSWATSANE	CAPRICORN	922211794	PRIMARY SCHOOL	2	YES	Yes	3	1	131	921.20	64 559	701	120 677	127 463	134 616
1966	TUBAKE	CAPRICORN	925631626	SECONDARY SCHOOL	2	YES	Yes	9	2	806	921.20	242 743	1 084	742 487	784 238	828 246
1967	TUTWANA	CAPRICORN	923241375	PRIMARY SCHOOL	2	YES	Yes	9	4	361	921.20	244 464	1 006	332 553	351 253	370 964
1968	UTJANE	CAPRICORN	921230740	PRIMARY SCHOOL	2	YES	Yes	4	1	295	921.20	85 218	1 315	271 754	287 035	303 142
1969	V.P. MANTHATA	CAPRICORN	922251150	SECONDARY SCHOOL	2	YES	Yes	5	0	924	921.20	58 534	665	851 189	899 052	949 502
1970	WEGELEGEN	CAPRICORN	921230757	PRIMARY SCHOOL	2	YES	Yes	10	3	34	921.20	237 578	622	31 321	33 082	34 938
1971	WINGFIELD	CAPRICORN	922211848	PRIMARY SCHOOL	2	YES	Yes	11	0	351	921.20	232 413	405	323 341	341 523	360 888
1972	WITLIG	CAPRICORN	919340937	PRIMARY SCHOOL	2	YES	Yes	12	3	156	921.20	382 191	422	143 707	151 788	160 306
1973	ZOEFONTEIN	CAPRICORN	921230771	SECONDARY SCHOOL	2	YES	Yes	18	3	326	921.20	541 437	292	300 311	317 198	334 998
1974	A.M. MASHEGO	GREATER SEKHUKHUN	921230788	SECONDARY SCHOOL	2	YES	Yes	9	0	1175	921.20	278 035	1 191	1 082 410	1 143 275	1 207 430
1975	ARETHABENG	GREATER SEKHUKHUN	919340944	PRIMARY SCHOOL	2	YES	Yes	12	1	269	921.20	266 845	466	247 803	261 737	276 424
1976	BAFEDI	GREATER SEKHUKHUN	923261287	PRIMARY SCHOOL	2	YES	Yes	7	0	349	921.20	166 993	363	321 489	339 577	368 632
1977	BAROPODI	GREATER SEKHUKHUN	923241412	PRIMARY SCHOOL	2	YES	Yes	8	3	1210	921.20	195 399	1 720	1 114 652	1 177 330	1 243 396
1978	BATAU	GREATER SEKHUKHUN	923241429	PRIMARY SCHOOL	2	YES	Yes	4	0	100	921.20	139 448	1 411	92 120	97 300	102 760
1979	BATUBATSE	GREATER SEKHUKHUN	92201503	PRIMARY SCHOOL	2	YES	Yes	14	4	1144	921.20	461 393	1 705	1 053 653	1 113 112	1 175 574
1980	BOGALTLADI	GREATER SEKHUKHUN	922251167	PRIMARY SCHOOL	2	YES	Yes	6	3	857	921.20	178 184	439	789 468	833 861	880 653
1981	BOGWASHA	GREATER SEKHUKHUN	923261294	PRIMARY SCHOOL	2	YES	Yes	4	3	800	921.20	139 448	517	736 960	778 400	822 080
1982	BOLEU	GREATER SEKHUKHUN	920211862	SECONDARY SCHOOL	2	YES	Yes	24	7	517	921.20	687 771	1 031	476 260	503 041	531 269
1983	BONEGA MADIKUBUNG	GREATER SEKHUKHUN	923241436	PRIMARY SCHOOL	2	YES	Yes	16	3	336	921.20	530 247	1 088	309 523	326 928	345 274
1984	BOFEDIBAPEDI	GREATER SEKHUKHUN	923241443	SECONDARY SCHOOL	2	YES	Yes	23	5	697	921.20	687 771	743	642 076	678 181	716 237
1985	CON ROUX	GREATER SEKHUKHUN	923261317	PRIMARY SCHOOL	2	YES	Yes	6	3	663	921.20	174 740	368	610 756	645 099	681 299
1986	DIBATHUTO	GREATER SEKHUKHUN	923261324	SECONDARY SCHOOL	2	YES	Yes	9	2	1023	921.20	205 729	1 044	942 388	995 379	1 051 235
1987	DITHAMAGA	GREATER SEKHUKHUN	923261331	SECONDARY SCHOOL	2	YES	Yes	20	0	513	921.20	420 926	374	472 576	499 149	527 159
1988	EKUCATHULENI	GREATER SEKHUKHUN	92032271	PRIMARY SCHOOL	2	YES	Yes	15	4	776	921.20	451 915	2 052	714 851	755 048	797 418
1989	ELIAS MASANGO	GREATER SEKHUKHUN	921261942	PRIMARY SCHOOL	2	YES	Yes	9	4	305	921.20	292 669	2 039	280 966	296 765	313 418
1990	EPHRAIM MOGALE	GREATER SEKHUKHUN	919241467	PRIMARY SCHOOL	2	YES	Yes	5	0	463	921.20	143 752	960	426 516	450 469	475 779

No.	Name of school	District	EMIS number	Primary Secondary Combined	Quintile	No Fee Status	Section 21 Status	Nrof Educators	Nrof non Educators	Nrof Learners	Allocation per learner 2018	2017/2018		Medium-term estimates			
												Main Appropriation	Adjusted Appropriation	Revised estimate	2018	2019	2020
1991	F. K. TJANA	GREATER SEKHUKHUN	922251679	INTERMEDIATE SCHOOL	2	YES	Yes	16	0	140	921.20	432 117	777	432 894	128 988	136 220	143 864
1992	FAWCETT MATHIBE	GREATER SEKHUKHUN	918340609	INTERMEDIATE SCHOOL	2	YES	Yes	4	0	388	921.20	135 144	1 575	136 719	357 426	377 524	388 709
1993	FLAG-BOSHIELO	GREATER SEKHUKHUN	921230801	PRIMARY SCHOOL	2	YES	Yes	29	6	184	921.20	856 486	1 096	857 932	169 501	179 032	189 078
1994	GAREAGOPOLA	GREATER SEKHUKHUN	923241474	PRIMARY SCHOOL	2	YES	Yes	21	9	54	921.20	810 003	1 264	811 268	49 745	52 542	55 490
1995	GOODHOPE	GREATER SEKHUKHUN	918340951	SECONDARY SCHOOL	2	YES	Yes	13	8	219	921.20	379 608	351	379 959	201 743	213 087	225 044
1996	HLABI	GREATER SEKHUKHUN	904241481	SECONDARY SCHOOL	2	YES	Yes	9	3	900	921.20	326 239	561	326 800	829 080	875 700	924 840
1997	IKAGENG	GREATER SEKHUKHUN	922251174	PRIMARY SCHOOL	2	YES	Yes	24	8	366	921.20	662 808	559	663 367	337 159	356 118	376 102
1998	IKHWEZI LOKUSA	GREATER SEKHUKHUN	904242309	PRIMARY SCHOOL	2	YES	Yes	14	3	938	921.20	438 142	1 226	439 369	864 086	912 674	963 889
1999	ITIRELE	GREATER SEKHUKHUN	923241504	PRIMARY SCHOOL	2	YES	Yes	17	3	1138	921.20	532 829	449	533 278	1 048 326	1 107 274	1 169 409
2000	JACK MORARE	GREATER SEKHUKHUN	923241511	PRIMARY SCHOOL	2	YES	Yes	5	2	310	921.20	144 613	584	145 197	285 572	301 630	318 556
2001	JACOB SEFAKO	GREATER SEKHUKHUN	923261383	PRIMARY SCHOOL	2	YES	Yes	10	5	540	921.20	220 362	570	220 832	497 448	525 420	554 904
2002	KALAFONG	GREATER SEKHUKHUN	922251808	PRIMARY SCHOOL	2	YES	Yes	9	1	532	921.20	229 831	725	230 556	490 078	517 638	546 883
2003	KANAMA	GREATER SEKHUKHUN	922251198	SECONDARY SCHOOL	2	YES	Yes	15	5	40	921.20	504 423	568	504 991	36 848	38 920	41 104
2004	KAU-MAGANA	GREATER SEKHUKHUN	92021923	PRIMARY SCHOOL	2	YES	Yes	6	2	433	921.20	184 209	560	184 769	398 880	421 309	444 951
2005	KAWUSIME	GREATER SEKHUKHUN	921230818	PRIMARY SCHOOL	2	YES	Yes	14	7	188	921.20	257 376	1 994	259 370	173 186	182 924	193 189
2006	KGAKANTSHANE	GREATER SEKHUKHUN	922271609	PRIMARY SCHOOL	2	YES	Yes	9	0	30	921.20	133 422	1 085	134 507	27 636	29 190	30 828
2007	KGOPOLO E BOTSE	GREATER SEKHUKHUN	922271616	PRIMARY SCHOOL	2	YES	Yes	8	0	287	921.20	195 399	885	196 284	284 384	279 251	294 921
2008	KGOTHALA	GREATER SEKHUKHUN	92021947	SECONDARY SCHOOL	2	YES	Yes	4	1	375	921.20	105 877	2 271	108 148	345 450	364 875	385 350
2009	KOBOTI	GREATER SEKHUKHUN	922251563	PRIMARY SCHOOL	2	YES	Yes	5	0	826	921.20	111 903	350	112 252	760 911	803 698	848 798
2010	KOLOFANE	GREATER SEKHUKHUN	922251204	INTERMEDIATE SCHOOL	2	YES	Yes	31	6	401	921.20	753 191	1 022	754 213	369 401	390 173	412 068
2011	KOPJENG	GREATER SEKHUKHUN	922211954	PRIMARY SCHOOL	2	YES	Yes	13	0	515	921.20	326 239	610	326 849	474 418	501 095	529 214
2012	KOTOLE	GREATER SEKHUKHUN	923241542	SECONDARY SCHOOL	2	YES	Yes	8	0	518	921.20	242 743	1 015	243 758	477 182	504 014	532 297
2013	KWELEDI	GREATER SEKHUKHUN	916420437	SECONDARY SCHOOL	2	YES	Yes	35	1	880	921.20	863 043	767	863 810	810 656	856 240	904 288
2014	LEAGATHOKO	GREATER SEKHUKHUN	916420529	SECONDARY SCHOOL	2	YES	Yes	2	2	304	921.20	34 432	2 034	36 465	280 045	295 792	312 390
2015	LEGADIMANE	GREATER SEKHUKHUN	915540591	PRIMARY SCHOOL	2	YES	Yes	11	4	732	921.20	302 998	2 872	305 870	674 318	712 236	752 203
2016	LEHUTJWANA	GREATER SEKHUKHUN	928540689	SECONDARY SCHOOL	2	YES	Yes	5	1	391	921.20	140 309	1 935	142 244	360 189	380 443	401 792
2017	LEHWELERE	GREATER SEKHUKHUN	928540676	SECONDARY SCHOOL	2	YES	Yes	18	2	790	921.20	328 822	784	329 606	727 748	768 670	811 804
2018	LENGAMA	GREATER SEKHUKHUN	928540771	SECONDARY SCHOOL	2	YES	Yes	33	0	374	921.20	1 111 280	1 185	1 112 465	344 529	363 902	384 322
2019	LERIANA	GREATER SEKHUKHUN	928540799	SECONDARY SCHOOL	2	YES	Yes	12	1	338	921.20	272 870	1 805	274 675	311 366	328 874	347 329
2020	MABAKE	GREATER SEKHUKHUN	915540775	SECONDARY SCHOOL	2	YES	Yes	10	0	441	921.20	319 353	1 799	321 152	406 249	429 093	453 172

No.	Name of school	District	EMIS number	Primary/Secondary Combined	Quintile	No Fee Status	Section 21 Status	Nr of Educators	Nr of non Educators	Nr of Learners	Allocation per learner 2018	Main Appropriation	Adjusted Appropriation 2017/2018	Revised estimate	Medium-term estimates		
															2018	2019	2020
2021	MABHANDE	GREATER SEKHUKHUN	915540218	PRIMARY SCHOOL	2	YES	Yes	32	0	645	921.20	1 110 419	1 904	1 112 323	594 174	627 595	662 802
2022	MADIKOLOSHE/MALEPE	GREATER SEKHUKHUN	915540225	SECONDARY SCHOOL	2	YES	Yes	3	1	269	921.20	77 471	1 733	79 205	247 803	261 737	276 424
2023	MAFATO	GREATER SEKHUKHUN	926540980	PRIMARY SCHOOL	2	YES	Yes	27	6	698	921.20	989 909	940	990 848	642 988	679 154	717 265
2024	MAFISE	GREATER SEKHUKHUN	915541495	PRIMARY SCHOOL	2	YES	Yes	19	4	224	921.20	704 126	765	704 892	206 349	217 952	230 182
2025	MAGAKANTSHI	GREATER SEKHUKHUN	926540249	PRIMARY SCHOOL	2	YES	Yes	18	0	343	921.20	675 720	2 042	677 762	315 972	333 739	352 467
2026	MAGALE	GREATER SEKHUKHUN	915540270	SECONDARY SCHOOL	2	YES	Yes	12	5	374	921.20	377 026	780	377 806	344 529	363 902	384 322
2027	MAGATAGABOTSE	GREATER SEKHUKHUN	915540324	SECONDARY SCHOOL	2	YES	Yes	8	0	152	921.20	274 592	646	275 238	140 022	147 866	156 195
2028	MAGATE LOEPE	GREATER SEKHUKHUN	915541112	PRIMARY SCHOOL	2	YES	Yes	32	10	818	921.20	652 479	1 973	654 452	753 542	795 914	840 577
2029	MAHLAKANASELENG	GREATER SEKHUKHUN	926540447	PRIMARY SCHOOL	2	YES	Yes	16	3	96	921.20	580 172	1 521	581 694	88 435	93 408	98 650
2030	MAKALAKANYE	GREATER SEKHUKHUN	915541457	PRIMARY SCHOOL	2	YES	Yes	31	2	553	921.20	834 106	1 297	835 402	518 636	547 799	578 539
2031	MAKHATO	GREATER SEKHUKHUN	926541235	SECONDARY SCHOOL	2	YES	Yes	16	1	295	921.20	456 219	2 126	458 345	271 754	287 035	303 142
2032	MAKHUMA	GREATER SEKHUKHUN	915541280	COMBINED SCHOOL	2	YES	Yes	21	1	797	921.20	668 834	1 219	670 053	734 196	775 481	818 997
2033	MAKHWESE	GREATER SEKHUKHUN	916410102	SECONDARY SCHOOL	2	YES	Yes	9	6	358	921.20	275 453	1 532	276 985	329 790	348 334	367 881
2034	MAKWALE	GREATER SEKHUKHUN	916410249	PRIMARY SCHOOL	2	YES	Yes	13	2	144	921.20	415 762	1 597	417 358	132 653	140 112	147 974
2035	MAKWE	GREATER SEKHUKHUN	916410294	SECONDARY SCHOOL	2	YES	Yes	18	0	335	921.20	194 539	683	195 222	308 602	325 955	344 246
2036	MAKWETLE	GREATER SEKHUKHUN	916410485	SECONDARY SCHOOL	2	YES	Yes	11	2	155	921.20	267 706	1 565	269 271	142 786	150 815	159 278
2037	MALENGINE	GREATER SEKHUKHUN	994401101	SECONDARY SCHOOL	2	YES	Yes	7	2	223	921.20	172 158	489	172 857	205 428	216 979	229 155
2038	MANANENG	GREATER SEKHUKHUN	916410942	PRIMARY SCHOOL	2	YES	Yes	3	1	50	921.20	59 395	2 216	61 611	46 060	48 650	51 380
2039	MANOLOBELA	GREATER SEKHUKHUN	916411167	SECONDARY SCHOOL	2	YES	Yes	8	2	300	921.20	197 121	971	198 092	276 360	291 900	308 280
2040	MANORAKE	GREATER SEKHUKHUN	926540522	PRIMARY SCHOOL	2	YES	Yes	30	5	606	921.20	776 433	2 219	778 651	558 247	589 638	622 726
2041	MANGABANE	GREATER SEKHUKHUN	926540086	PRIMARY SCHOOL	2	YES	Yes	17	4	613	921.20	567 261	1 076	568 337	564 686	596 449	629 919
2042	MANTOPI	GREATER SEKHUKHUN	926540119	PRIMARY SCHOOL	2	YES	Yes	12	8	161	921.20	316 771	1 299	318 069	148 313	156 653	165 444
2043	MAPULA	GREATER SEKHUKHUN	926540720	PRIMARY SCHOOL	2	YES	Yes	21	10	152	921.20	797 092	1 259	798 350	140 022	147 896	156 195
2044	MARUTLE	GREATER SEKHUKHUN	926541631	PRIMARY SCHOOL	2	YES	Yes	34	0	22	921.20	915 881	700	916 581	20 266	21 406	22 607
2045	MASHUNG	GREATER SEKHUKHUN	915530013	PRIMARY SCHOOL	2	YES	Yes	11	2	482	921.20	288 365	564	288 928	444 018	468 966	485 303
2046	MASOGANENG	GREATER SEKHUKHUN	915530051	PRIMARY SCHOOL	2	YES	Yes	14	4	206	921.20	452 776	572	453 348	189 767	200 438	211 686
2047	MATILANE	GREATER SEKHUKHUN	915530495	SECONDARY SCHOOL	2	YES	Yes	12	5	346	921.20	429 534	1 576	431 110	318 735	336 668	355 950
2048	MATHAKOE	GREATER SEKHUKHUN	915530532	COMBINED SCHOOL	2	YES	Yes	3	2	198	921.20	50 787	700	51 487	182 398	192 654	203 465
2049	MATIANYANE	GREATER SEKHUKHUN	915530112	PRIMARY SCHOOL	2	YES	Yes	13	3	482	921.20	392 520	688	393 208	444 018	468 966	485 303
2050	MATLALA	GREATER SEKHUKHUN	915531344	PRIMARY SCHOOL	2	YES	Yes	6	3	398	921.20	185 070	1 494	186 564	366 638	387 254	408 985

No.	Name of school	District	EMIS number	Primary/Secondary Combined	Quintile	No Fee Status	Section 21 Status	Nrof Educators	Nrof non Educators	Nrof Learners	Allocation per learner 2018	Main Appropriation		Adjusted Appropriation 2017/2018		Revised estimate			Medium-term estimates		
																2018	2019	2020			
2051	MATLERKENG	GREATER SEKHUKHUN	915530129	PRIMARY SCHOOL	2	YES	Yes	2	1	640	921.20	33 571	636	589 568	622 720	657 664					
2052	MATSEBONG	GREATER SEKHUKHUN	915530655	SECONDARY SCHOOL	2	YES	Yes	8	0	667	921.20	243 604	1 009	614 440	648 991	685 409					
2053	MATSHIPHE	GREATER SEKHUKHUN	915530792	COMBINED SCHOOL	2	YES	Yes	19	2	998	921.20	402 850	1 223	919 338	971 054	1 025 545					
2054	MATSHUWANE	GREATER SEKHUKHUN	915531337	SECONDARY SCHOOL	2	YES	Yes	17	0	1247	921.20	698 101	1 003	1 148 736	1 213 331	1 281 417					
2055	MMESHI	GREATER SEKHUKHUN	915530815	PRIMARY SCHOOL	2	YES	Yes	16	1	607	921.20	377 887	1 124	559 168	590 611	623 753					
2056	MOGALATSANA	GREATER SEKHUKHUN	915530839	PRIMARY SCHOOL	2	YES	Yes	11	4	229	921.20	421 787	1 043	210 955	222 817	235 320					
2057	MOGAMETSWA	GREATER SEKHUKHUN	915530774	PRIMARY SCHOOL	2	YES	Yes	20	1	211	921.20	513 892	1 990	194 373	205 303	216 824					
2058	MOGUDI	GREATER SEKHUKHUN	915530891	SECONDARY SCHOOL	2	YES	Yes	21	0	285	921.20	739 419	973	262 542	277 305	292 866					
2059	MOHLAMME	GREATER SEKHUKHUN	915530976	SECONDARY SCHOOL	2	YES	Yes	13	0	649	921.20	289 225	1 622	597 659	631 477	666 912					
2060	MOHLANONG MATSEPE	GREATER SEKHUKHUN	915530266	PRIMARY SCHOOL	2	YES	Yes	18	7	700	921.20	618 047	765	644 940	681 100	719 320					
2061	MOKGOMA MATLALA	GREATER SEKHUKHUN	915530273	SECONDARY SCHOOL	2	YES	Yes	11	0	154	921.20	433 838	1 022	644 940	681 100	719 320					
2062	MOKGOSHI	GREATER SEKHUKHUN	915531030	PRIMARY SCHOOL	2	YES	Yes	23	5	423	921.20	578 451	2 069	389 668	411 579	434 675					
2063	MOKGWANENG	GREATER SEKHUKHUN	915530287	PRIMARY SCHOOL	2	YES	Yes	16	2	230	921.20	302 998	969	211 676	223 790	236 348					
2064	MOLEJANE	GREATER SEKHUKHUN	915530303	PRIMARY SCHOOL	2	YES	Yes	9	5	353	921.20	309 024	889	325 184	343 469	362 743					
2065	MONAMETSE	GREATER SEKHUKHUN	915530327	PRIMARY SCHOOL	2	YES	Yes	11	2	339	921.20	340 873	448	312 287	329 847	348 356					
2066	MONAMODI MATSEPE	GREATER SEKHUKHUN	915531146	SECONDARY SCHOOL	2	YES	Yes	23	3	469	921.20	563 817	875	432 043	456 337	481 944					
2067	MOOKOTSI	GREATER SEKHUKHUN	918510187	PRIMARY SCHOOL	2	YES	Yes	2	0	199	921.20	229 831	830	183 319	193 627	204 492					
2068	MOREKO	GREATER SEKHUKHUN	918510194	SECONDARY SCHOOL	2	YES	Yes	17	8	903	921.20	589 641	1 145	831 844	878 619	927 923					
2069	MORE-O-MOSO	GREATER SEKHUKHUN	918510200	PRIMARY SCHOOL	2	YES	Yes	7	2	510	921.20	194 539	1 362	469 812	496 230	524 076					
2070	MORERI-CHOENYANE	GREATER SEKHUKHUN	918510545	SECONDARY SCHOOL	2	YES	Yes	9	2	93	921.20	263 402	1 498	85 672	90 489	95 957					
2071	MORETSELE	GREATER SEKHUKHUN	918510880	PRIMARY SCHOOL	2	YES	Yes	15	3	416	921.20	428 091	711	383 219	404 768	427 482					
2072	MORIPANE	GREATER SEKHUKHUN	918510125	PRIMARY SCHOOL	2	YES	Yes	8	1	299	921.20	173 880	1 406	275 439	290 927	307 252					
2073	MORWASWI	GREATER SEKHUKHUN	916410577	SECONDARY SCHOOL	2	YES	Yes	22	1	291	921.20	711 873	2 368	288 069	283 143	289 032					
2074	MOTEAJE	GREATER SEKHUKHUN	916410614	SECONDARY SCHOOL	2	YES	Yes	3	4	249	921.20	89 522	1 906	229 379	242 277	255 872					
2075	MOTHEBEDI	GREATER SEKHUKHUN	916411211	COMBINED SCHOOL	2	YES	Yes	19	4	724	921.20	544 019	1 519	666 949	704 462	743 982					
2076	MOTLANKANE	GREATER SEKHUKHUN	918511418	PRIMARY SCHOOL	2	YES	Yes	12	2	110	921.20	249 629	1 883	101 332	107 030	113 036					
2077	MOTODI	GREATER SEKHUKHUN	912521491	SECONDARY SCHOOL	2	YES	Yes	22	10	168	921.20	697 240	803	154 762	163 464	172 637					
2078	MOTSEPE	GREATER SEKHUKHUN	912520412	PRIMARY SCHOOL	2	YES	Yes	13	0	719	921.20	371 861	1 402	662 343	699 587	738 844					
2079	MOTSHANA	GREATER SEKHUKHUN	912520030	PRIMARY SCHOOL	2	YES	Yes	6	0	235	921.20	117 067	1 574	216 482	228 655	241 486					
2080	MIPHAGE	GREATER SEKHUKHUN	993303205	SECONDARY SCHOOL	2	YES	Yes	12	2	564	921.20	346 038	1 439	519 557	548 772	579 566					

No.	Name of school	District	EMS number	Primary Secondary Combined	Quintile	No Fee Status	Section 21 Status	Nr of Educators	Nr of non Educators	Nr of Learners	Allocation per learner 2018	2017/2018		Medium-term estimates			
												Main Appropriation	Adjusted Appropriation	Revised estimate	2018	2019	2020
2081	MPHEZULU	GREATER SEKHUKHUN 918341800		SECONDARY SCHOOL	2	YES	Yes	7	1	501	921,20	154 942	1 960	156 902	461 521	487 473	514 828
2082	NALA	GREATER SEKHUKHUN 912520573		SECONDARY SCHOOL	2	YES	Yes	9	0	708	921,20	209 172	1 851	211 023	652 210	688 884	727 541
2083	MAPE A NGWATO	GREATER SEKHUKHUN 912520580		SECONDARY SCHOOL	2	YES	Yes	5	2	378	921,20	49 085	1 150	50 215	348 214	367 794	388 433
2084	NGWANA SEWANA	GREATER SEKHUKHUN 918341063		PRIMARY SCHOOL	2	YES	Yes	10	1	70	921,20	272 870	1 467	274 337	64 484	68 110	71 932
2085	NGWATO-A-MPHELA	GREATER SEKHUKHUN 918341060		SECONDARY SCHOOL	2	YES	Yes	17	2	185	921,20	513 031	822	513 853	170 422	180 005	180 106
2086	NUNGA SINDANE	GREATER SEKHUKHUN 918340272		PRIMARY SCHOOL	2	YES	Yes	15	3	1075	921,20	502 701	1 240	503 941	990 290	1 045 975	1 104 670
2087	NKADIMENG	GREATER SEKHUKHUN 918340258		PRIMARY SCHOOL	2	YES	Yes	4	0	599	921,20	129 119	1 091	130 209	551 799	582 827	615 532
2088	NTELENG	GREATER SEKHUKHUN 912520710		PRIMARY SCHOOL	2	YES	Yes	6	0	150	921,20	126 536	1 387	127 923	138 180	145 950	154 140
2089	NTHAME	GREATER SEKHUKHUN 918340227		PRIMARY SCHOOL	2	YES	Yes	1	1	1083	921,20	28 791	3 630	32 421	997 660	1 053 759	1 112 891
2090	NTOTA	GREATER SEKHUKHUN 993303201		INTERMEDIATE SCHOOL	2	YES	Yes	13	1	200	921,20	433 838	1 710	435 548	184 240	194 600	205 520
2091	NTSHBA	GREATER SEKHUKHUN 918341864		SECONDARY SCHOOL	2	YES	Yes	6	3	332	921,20	182 487	935	183 423	305 838	323 036	341 163
2092	NYAKHOROANA	GREATER SEKHUKHUN 918340777		COMBINED SCHOOL	2	YES	Yes	13	4	266	921,20	311 606	1 370	312 976	245 039	258 818	273 342
2093	NYAKU	GREATER SEKHUKHUN 918341572		SECONDARY SCHOOL	2	YES	Yes	10	5	253	921,20	195 399	849	196 249	233 064	246 169	259 983
2094	ONISIMUS MOGAFE	GREATER SEKHUKHUN 993303203		PRIMARY SCHOOL	2	YES	Yes	14	3	546	921,20	395 963	417	396 380	502 975	531 258	561 070
2095	OR TAMBO COMPREHENSIVE	GREATER SEKHUKHUN 916410140		SECONDARY SCHOOL	2	YES	Yes	4	1	704	921,20	102 434	2 515	104 949	648 525	684 922	723 430
2096	PALEDI	GREATER SEKHUKHUN 916410270		PRIMARY SCHOOL	2	YES	Yes	11	2	82	921,20	337 430	1 328	338 758	75 538	79 786	84 263
2097	PENGE	GREATER SEKHUKHUN 916410416		PRIMARY SCHOOL	2	YES	Yes	18	4	464	921,20	561 235	841	562 076	427 437	451 472	476 806
2098	PETLOANE	GREATER SEKHUKHUN 916410423		PRIMARY SCHOOL	2	YES	Yes	20	3	471	921,20	569 843	1 274	571 116	433 885	458 283	484 000
2099	PHATMET SANE	GREATER SEKHUKHUN 916410652		SECONDARY SCHOOL	2	YES	Yes	30	5	782	921,20	865 955	1 805	867 760	720 378	760 886	803 953
2100	PHOTILOGOANA	GREATER SEKHUKHUN 916410515		PRIMARY SCHOOL	2	YES	Yes	37	13	583	921,20	1 102 672	1 708	1 104 380	537 060	567 259	599 091
2101	POTLAME	GREATER SEKHUKHUN 916410546		SECONDARY SCHOOL	2	YES	Yes	14	3	310	921,20	508 727	1 754	510 481	285 572	301 630	318 556
2102	QHUBANI MAHLOGOTLOU	GREATER SEKHUKHUN 916410645		PRIMARY SCHOOL	2	YES	Yes	7	3	1014	921,20	203 146	1 973	205 119	934 097	986 622	1 041 986
2103	RAMOGOSETSIMAGANA	GREATER SEKHUKHUN 916410676		SECONDARY SCHOOL	2	YES	Yes	8	2	410	921,20	181 627	1 586	183 213	377 692	398 930	421 316
2104	RAMOHL OKOLO	GREATER SEKHUKHUN 916410805		SECONDARY SCHOOL	2	YES	Yes	13	3	359	921,20	284 921	1 179	286 100	330 711	349 307	368 908
2105	RATHOKE	GREATER SEKHUKHUN 994071401		PRIMARY SCHOOL	2	YES	Yes	32	5	547	921,20	671 416	1 131	672 547	503 886	532 231	562 097
2106	REBONE	GREATER SEKHUKHUN 916411037		PRIMARY SCHOOL	2	YES	Yes	23	6	596	921,20	628 655	984	627 639	549 035	579 908	612 450
2107	REFILWE	GREATER SEKHUKHUN 916411150		SECONDARY SCHOOL	2	YES	Yes	7	3	675	921,20	201 425	1 702	203 127	621 810	656 775	693 630
2108	REFILWE	GREATER SEKHUKHUN 915540580		SECONDARY SCHOOL	2	YES	Yes	14	0	317	921,20	369 810	954	380 765	292 020	308 441	325 749
2109	REHLILWE	GREATER SEKHUKHUN 926540621		PRIMARY SCHOOL	2	YES	Yes	7	3	468	921,20	197 982	1 213	199 194	431 122	455 364	480 917
2110	REITOMETJE	GREATER SEKHUKHUN 926540133		SECONDARY SCHOOL	2	YES	Yes	11	2	205	921,20	304 720	1 888	306 387	188 946	199 465	210 658

No.	Name of school	District	EMIS number	Primary/Secondary Combined	Quintile	No Fee Status	Section 21 Status	Nr of Educators	Nr of non Educators	Nr of Learners	Allocation per learner 2018	2017/2018		Medium-term estimates			
												Main Appropriation	Adjusted Appropriation	Revised estimate	2018	2019	2020
2111	REKHUTISE	GREATER SEKHUKHUN	926540157	SECONDARY SCHOOL	2	YES	Yes	9	2	642	921.20	278 896	1 708	280 604	591 410	624 666	659 719
2112	REPHAFOGILE	GREATER SEKHUKHUN	926540888	SECONDARY SCHOOL	2	YES	Yes	16	4	557	921.20	442 446	1 175	443 621	513 108	541 961	572 373
2113	ROTOLE	GREATER SEKHUKHUN	926540966	PRIMARY SCHOOL	2	YES	Yes	5	0	445	921.20	166 993	2 794	169 787	409 934	432 985	457 282
2114	SEBAKANAGA	GREATER SEKHUKHUN	926540973	SECONDARY SCHOOL	2	YES	Yes	27	5	911	921.20	771 268	851	772 119	839 213	886 403	936 144
2115	SEBALABALE	GREATER SEKHUKHUN	926540768	SECONDARY SCHOOL	2	YES	Yes	14	4	388	921.20	456 219	1 240	457 459	357 426	377 524	388 709
2116	SEBANENG	GREATER SEKHUKHUN	926541006	PRIMARY SCHOOL	2	YES	Yes	5	2	728	921.20	102 434	469	102 903	670 634	708 344	748 093
2117	SECOLONWANE	GREATER SEKHUKHUN	926541013	INTERMEDIATE SCHOOL	2	YES	Yes	11	3	420	921.20	330 543	786	331 330	386 904	408 660	431 592
2118	SEGORONG	GREATER SEKHUKHUN	926541051	PRIMARY SCHOOL	2	YES	Yes	12	0	324	921.20	258 237	2 353	260 590	298 469	315 252	332 942
2119	SEHLAKWANA	GREATER SEKHUKHUN	926541985	PRIMARY SCHOOL	2	YES	Yes	13	3	470	921.20	306 441	1 874	308 315	432 964	457 310	482 972
2120	SERENE	GREATER SEKHUKHUN	926541648	COMBINED SCHOOL	2	YES	Yes	10	2	832	921.20	240 160	1 213	241 373	766 438	809 536	854 963
2121	SEROKOLO	GREATER SEKHUKHUN	926540383	SECONDARY SCHOOL	2	YES	Yes	20	2	954	921.20	609 439	1 322	610 761	519 357	548 772	579 566
2122	SIBISI	GREATER SEKHUKHUN	926541150	PRIMARY SCHOOL	2	YES	Yes	4	2	564	921.20	90 383	862	91 245	519 357	548 772	579 566
2123	SKHOSANA	GREATER SEKHUKHUN	926540423	SECONDARY SCHOOL	2	YES	Yes	5	3	565	921.20	106 738	881	107 619	520 478	549 745	580 594
2124	ST JOSEFS	GREATER SEKHUKHUN	926541242	SECONDARY SCHOOL	2	YES	Yes	20	5	546	921.20	645 593	1 301	646 893	502 975	531 258	561 070
2125	ST. MARKS	GREATER SEKHUKHUN	924641517	PRIMARY SCHOOL	2	YES	Yes	8	0	570	921.20	264 263	2 907	267 170	525 084	554 610	585 732
2126	ST. PAUL S	GREATER SEKHUKHUN	924642619	SECONDARY SCHOOL	2	YES	Yes	19	5	843	921.20	463 105	1 788	464 893	776 572	820 239	866 267
2127	SUPA TSELA	GREATER SEKHUKHUN	924642982	PRIMARY SCHOOL	2	YES	Yes	16	3	728	921.20	433 838	1 477	435 315	670 634	708 344	748 093
2128	TADIMANE	GREATER SEKHUKHUN	996606531	COMBINED SCHOOL	2	YES	Yes	25	3	344	921.20	593 945	975	594 920	316 893	334 712	353 494
2129	TAU-TLOU	GREATER SEKHUKHUN	996606517	PRIMARY SCHOOL	2	YES	Yes	12	4	764	921.20	317 632	1 666	319 298	703 797	743 372	785 086
2130	THABAKHUBEDU	GREATER SEKHUKHUN	996606519	PRIMARY SCHOOL	2	YES	Yes	2	1	789	921.20	65 420	2 072	67 492	726 827	767 697	810 776
2131	THLAKO	GREATER SEKHUKHUN	996606520	SECONDARY SCHOOL	2	YES	Yes	8	2	718	921.20	184 209	1 007	185 216	661 422	698 614	737 817
2132	THOTANENG	GREATER SEKHUKHUN	996606530	PRIMARY SCHOOL	2	YES	Yes	24	4	864	921.20	872 841	698	873 539	611 677	646 072	682 326
2133	TJETJE	GREATER SEKHUKHUN	996606527	SECONDARY SCHOOL	2	YES	Yes	21	3	857	921.20	550 045	1 240	551 285	789 468	833 861	880 653
2134	TLAME	GREATER SEKHUKHUN	996606529	PRIMARY SCHOOL	2	YES	Yes	4	2	570	921.20	129 119	1 269	130 388	525 084	554 610	585 732
2135	TLOU-KWENA	GREATER SEKHUKHUN	996606528	INTERMEDIATE SCHOOL	2	YES	Yes	22	0	489	921.20	875 423	1 431	876 854	450 467	475 797	502 496
2136	TSHIKANOSHI	GREATER SEKHUKHUN	996606536	SECONDARY SCHOOL	2	YES	Yes	6	1	367	921.20	178 184	2 114	180 297	338 080	357 091	377 129
2137	TSHWATHLHANGE	GREATER SEKHUKHUN	996606514	PRIMARY SCHOOL	2	YES	Yes	8	0	749	921.20	273 731	602	274 333	689 979	728 777	769 672
2138	TSMANYANE	GREATER SEKHUKHUN	996606505	PRIMARY SCHOOL	2	YES	Yes	12	3	633	921.20	219 501	1 607	221 109	583 120	615 939	650 471
2139	UMTHOMBO WEIMFUNDO	GREATER SEKHUKHUN	924650580	PRIMARY SCHOOL	2	YES	Yes	9	3	652	921.20	219 501	2 809	222 310	600 622	634 368	669 995
2140	YEGUGULETHU	GREATER SEKHUKHUN	924650405	PRIMARY SCHOOL	2	YES	Yes	16	3	152	921.20	538 855	686	539 540	140 022	147 686	156 195

No.	Name of school	District	EMIS number	Primary Secondary Combined	Quintile	No Fee Status	Section 21 Status	Nr of Educators	Nr of non Educators	Nr of Learners	Allocation per learner 2018	Main Appropriation		Adjusted Appropriation 2017/2018	Revised estimate	Medium-term estimates	
												2018	2019			2018	2019
2141	ZAAIPLAAS	MOPANI	924650636	PRIMARY SCHOOL	2	YES	Yes	26	4	645	921.20	637 845	1 309	639 155	594 174	627 595	662 802
2142	B. MKHABELE	MOPANI	924650668	SECONDARY SCHOOL	2	YES	Yes	3	1	128	921.20	80 053	2 437	82 490	117 914	124 544	131 533
2143	BEREA	MOPANI	924650597	PRIMARY SCHOOL	2	YES	Yes	13	2	245	921.20	394 242	757	394 999	225 694	238 395	251 762
2144	CATA	MOPANI	924651985	SECONDARY SCHOOL	2	YES	Yes	14	4	135	921.20	411 488	2 223	413 680	124 362	131 355	138 726
2145	DIPHUTI	MOPANI	924650481	PRIMARY SCHOOL	2	YES	Yes	29	3	945	921.20	779 015	728	779 742	870 534	919 465	971 082
2146	DUMANI	MOPANI	924650740	PRIMARY SCHOOL	2	YES	Yes	15	3	523	921.20	497 537	2 055	499 591	481 788	508 879	537 435
2147	DUVULA MAHUNTSI	MOPANI	925661580	SECONDARY SCHOOL	2	YES	Yes	14	1	563	921.20	348 620	845	349 465	518 636	547 799	578 539
2148	EDWARD HOMU	MOPANI	925660020	SECONDARY SCHOOL	2	YES	Yes	10	0	576	921.20	290 947	1 087	292 034	530 611	560 448	591 898
2149	GAVAZA	MOPANI	925660044	PRIMARY SCHOOL	2	YES	Yes	11	3	608	921.20	359 810	2 857	362 667	560 090	591 584	624 781
2150	GAJANGOVE	MOPANI	925660068	SECONDARY SCHOOL	2	YES	Yes	12	5	1009	921.20	363 253	992	364 245	929 481	981 757	1 036 848
2151	HIPAMBUKILE	MOPANI	925661559	PRIMARY SCHOOL	2	YES	Yes	16	4	616	921.20	467 409	1 379	468 787	567 459	599 369	633 002
2152	HLAYISINANI	MOPANI	925660266	PRIMARY SCHOOL	2	YES	Yes	18	2	511	921.20	513 031	1 137	514 168	470 733	497 203	525 104
2153	HLOVANI	MOPANI	925661450	SECONDARY SCHOOL	2	YES	Yes	15	3	172	921.20	290 947	1 114	292 061	158 446	167 366	176 747
2154	JACK WASHAMBA	MOPANI	925660761	PRIMARY SCHOOL	2	YES	Yes	11	4	203	921.20	483 764	1 757	485 520	187 004	197 519	208 603
2155	JACOB MAGAMANA	MOPANI	925660891	INTERMEDIATE SCHOOL	2	YES	Yes	17	2	193	921.20	403 711	1 150	404 860	177 792	187 789	198 327
2156	JACOB ZUMA	MOPANI	925661405	PRIMARY SCHOOL	2	YES	Yes	7	2	549	921.20	237 578	917	238 495	505 739	534 177	564 152
2157	JOSEPH MAENETJA	MOPANI	925661799	PRIMARY SCHOOL	2	YES	Yes	19	4	292	921.20	630 098	1 469	631 567	288 990	284 116	300 059
2158	KGMEKGVE	MOPANI	924650177	SECONDARY SCHOOL	2	YES	Yes	20	4	470	921.20	487 207	1 383	488 590	432 964	457 310	482 972
2159	KHOPO	MOPANI	986603302	PRIMARY SCHOOL	2	YES	Yes	12	3	561	921.20	388 216	923	389 139	516 793	545 863	576 484
2160	KHUDUGANE	MOPANI	924650081	SECONDARY SCHOOL	2	YES	Yes	24	3	790	921.20	748 027	1 022	749 048	727 748	768 670	811 804
2161	KHUMELONG	MOPANI	924651576	PRIMARY SCHOOL	2	YES	Yes	10	2	259	921.20	309 894	950	310 835	238 591	252 007	266 148
2162	KHUNGULLU	MOPANI	924650078	PRIMARY SCHOOL	2	YES	Yes	22	4	271	921.20	647 314	1 414	648 728	249 645	263 683	278 480
2163	KHUTJWANA	MOPANI	924650085	PRIMARY SCHOOL	2	YES	Yes	14	1	1220	921.20	373 583	1 813	375 396	1 123 864	1 187 060	1 253 672
2164	KHUTSONG	MOPANI	924650108	PRIMARY SCHOOL	2	YES	Yes	4	2	412	921.20	260 819	1 547	262 366	379 534	400 676	423 371
2165	KHWEZU	MOPANI	924650276	PRIMARY SCHOOL	2	YES	Yes	14	2	462	921.20	394 242	923	395 165	425 594	449 526	474 751
2166	LEAKHALE	MOPANI	924651552	PRIMARY SCHOOL	2	YES	Yes	31	6	516	921.20	827 219	1 750	828 969	475 339	502 068	530 242
2167	LEFARA	MOPANI	924650274	SECONDARY SCHOOL	2	YES	Yes	18	4	197	921.20	501 841	1 364	503 204	181 476	191 681	202 437
2168	LEKGOLO MAANE	MOPANI	986603304	PRIMARY SCHOOL	2	YES	Yes	19	5	435	921.20	483 764	1 471	485 235	400 722	423 255	447 006
2169	LEOMA	MOPANI	986603303	SECONDARY SCHOOL	2	YES	Yes	25	4	375	921.20	503 562	1 521	505 083	345 460	364 675	385 350
2170	LEPHEPANE	MOPANI	924650252	PRIMARY SCHOOL	2	YES	Yes	30	3	771	921.20	516 474	1 131	517 605	710 245	750 183	792 280

No.	Name of school	District	EMIS number	Primary/Secondary Combined	Quintile	No Fee Status	Section 21 Status	Nrof Educators	Nrof non Educators	Nrof Learners	Allocation per learner 2018	Main Appropriation		Adjusted Appropriation 2017/2018		Revised estimate			Medium-term estimates		
												Appropriation	2017/2018	2018	2019	2020	2018	2019	2020		
2171	LESEKA	MOPANI	996603301	PRIMARY SCHOOL	2	YES	Yes	26	6	246	921.20	695 518	1 712	697 231	226 615	239 338	252 790				
2172	M.K. KHAMBANI	MOPANI	996606632	PRIMARY SCHOOL	2	YES	Yes	18	2	726	921.20	666 783	492	657 275	668 791	706 398	746 038				
2173	MAAHLEMELE	MOPANI	996606601	SECONDARY SCHOOL	2	YES	Yes	18	3	451	921.20	327 100	2 481	329 581	415 461	438 823	463 448				
2174	MAATLA	MOPANI	996606602	PRIMARY SCHOOL	2	YES	Yes	21	5	454	921.20	668 834	1 418	670 252	418 225	441 742	466 530				
2175	MABUSHE	MOPANI	996606614	SECONDARY SCHOOL	2	YES	Yes	21	4	763	921.20	670 555	2 015	672 570	702 876	742 399	784 059				
2176	MADZVI	MOPANI	996606616	PRIMARY SCHOOL	2	YES	Yes	24	3	603	921.20	610 300	2 471	612 771	555 404	586 719	619 643				
2177	MAFARANA	MOPANI	996606617	PRIMARY SCHOOL	2	YES	Yes	15	4	348	921.20	561 235	1 505	562 740	320 578	338 604	357 605				
2178	MAFUTSANE	MOPANI	996606609	SECONDARY SCHOOL	2	YES	Yes	23	5	680	921.20	690 354	686	691 050	626 416	661 640	688 768				
2179	MAHLANE	MOPANI	996606613	SECONDARY SCHOOL	2	YES	Yes	12	5	402	921.20	457 079	1 542	458 622	370 322	391 146	413 095				
2180	MAHOCHOMBA	MOPANI	996606631	PRIMARY SCHOOL	2	YES	Yes	16	1	737	921.20	409 736	736	410 472	678 924	717 101	757 341				
2181	MAHUMANI	MOPANI	996606603	SECONDARY SCHOOL	2	YES	Yes	15	1	669	921.20	333 987	2 214	336 201	616 283	650 937	687 464				
2182	MAHUNTSI	MOPANI	996606634	PRIMARY SCHOOL	2	YES	Yes	19	3	418	921.20	630 098	1 169	631 267	385 062	406 714	429 537				
2183	MAJE	MOPANI	996606608	PRIMARY SCHOOL	2	YES	Yes	20	1	731	921.20	532 829	1 465	534 294	673 397	711 263	751 176				
2184	MALENGA	MOPANI	996606627	SECONDARY SCHOOL	2	YES	Yes	17	2	695	921.20	565 539	1 826	567 365	640 234	676 235	714 182				
2185	MANGAKO	MOPANI	996606610	SECONDARY SCHOOL	2	YES	Yes	7	0	551	921.20	140 309	1 019	141 328	507 381	536 123	566 208				
2186	MARGRET SHILUVANE	MOPANI	996606625	PRIMARY SCHOOL	2	YES	Yes	22	1	731	921.20	554 349	1 811	556 160	673 397	711 263	751 176				
2187	MARUATONA	MOPANI	996606726	SECONDARY SCHOOL	2	YES	Yes	7	2	251	921.20	150 638	1 878	152 517	231 221	244 223	257 928				
2188	MARUMOFASE	MOPANI	996606716	PRIMARY SCHOOL	2	YES	Yes	7	3	420	921.20	227 249	583	227 831	386 904	408 660	431 592				
2189	MASEHLONE	MOPANI	996606728	PRIMARY SCHOOL	2	YES	Yes	11	0	462	921.20	129 119	1 101	130 220	425 594	449 526	474 751				
2190	MASHENGANI	MOPANI	996606710	PRIMARY SCHOOL	2	YES	Yes	20	3	976	921.20	708 430	1 232	709 662	899 091	949 648	1 002 898				
2191	MASOPHA	MOPANI	996606715	SECONDARY SCHOOL	2	YES	Yes	11	7	536	921.20	420 926	1 164	422 091	493 763	521 528	550 794				
2192	MATIMU	MOPANI	996606714	SECONDARY SCHOOL	2	YES	Yes	26	9	766	921.20	525 943	1 127	527 069	705 639	745 318	787 142				
2193	MATLHARI	MOPANI	996606713	SECONDARY SCHOOL	2	YES	Yes	19	3	678	921.20	516 474	618	517 092	624 574	659 694	696 713				
2194	MBANGWA	MOPANI	996606702	PRIMARY SCHOOL	2	YES	Yes	14	6	433	921.20	557 792	1 620	559 412	398 880	421 309	444 951				
2195	MBETANA	MOPANI	996606725	PRIMARY SCHOOL	2	YES	Yes	38	13	346	921.20	915 881	1 815	917 696	318 735	336 668	355 550				
2196	MBHANGAZEKI	MOPANI	996606705	SECONDARY SCHOOL	2	YES	Yes	14	7	714	921.20	477 738	1 773	479 512	657 737	694 722	733 706				
2197	MHANGWENI	MOPANI	996606711	PRIMARY SCHOOL	2	YES	Yes	14	2	399	921.20	430 395	683	431 078	367 559	388 227	410 012				
2198	MHLANGANISWENI	MOPANI	996606704	PRIMARY SCHOOL	2	YES	Yes	9	2	781	921.20	180 786	2 462	183 228	719 457	759 913	802 556				
2199	MILUNGHSI	MOPANI	996606706	PRIMARY SCHOOL	2	YES	Yes	6	3	350	921.20	176 462	864	177 315	322 420	340 550	359 660				
2200	MMAPHAI	MOPANI	996606701	PRIMARY SCHOOL	2	YES	Yes	10	4	1180	921.20	177 323	1 824	179 146	1 087 016	1 148 140	1 212 568				

No.	Name of school	District	EMIS number	Primary/Secondary Combined	Quintile	No Fee Status	Section 21 Status	Nr of Educators	Nr of non Educators	Nr of Learners	Allocation per learner 2018	Main Appropriation		Revised estimate	Medium-term estimates		
												2017/2018	2017/2018		2018	2019	2020
2201	MODUPI	MOPANI	996606703	PRIMARY SCHOOL	2	YES	Yes	12	4	270	921.20	447 611	170	447 781	248 724	262 710	277 452
2202	MOGABE	MOPANI	996606718	PRIMARY SCHOOL	2	YES	Yes	7	1	314	921.20	245 325	865	246 190	289 257	305 822	322 666
2203	MOGOGOYA	MOPANI	996606727	PRIMARY SCHOOL	2	YES	Yes	24	4	458	921.20	490 650	1 890	492 540	421 910	445 634	470 641
2204	MOHLABA	MOPANI	996606708	PRIMARY SCHOOL	2	YES	Yes	13	5	237	921.20	458 801	1 161	459 962	218 324	230 601	243 541
2205	MOHLODUMELA	MOPANI	996606707	PRIMARY SCHOOL	2	YES	Yes	20	7	98	921.20	717 038	1 667	718 705	90 278	95 354	100 705
2206	MOIME	MOPANI	996606724	PRIMARY SCHOOL	2	YES	Yes	8	3	243	921.20	218 641	1 092	219 733	223 852	236 439	249 707
2207	MOKHAPA	MOPANI	996606723	SECONDARY SCHOOL	2	YES	Yes	8	3	822	921.20	242 743	1 388	244 131	757 226	799 806	844 687
2208	MOLABOSANE	MOPANI	996606817	SECONDARY SCHOOL	2	YES	Yes	28	11	770	921.20	1 006 264	1 409	1 007 673	709 324	749 210	791 252
2209	MONTSHENG	MOPANI	996606811	PRIMARY SCHOOL	2	YES	Yes	11	4	984	921.20	352 924	983	353 907	906 461	957 432	1 011 158
2210	MPUMULANA	MOPANI	996606812	SECONDARY SCHOOL	2	YES	Yes	13	6	215	921.20	410 597	918	411 515	198 058	209 195	220 934
2211	MUKULA	MOPANI	996606806	SECONDARY SCHOOL	2	YES	Yes	14	4	572	921.20	416 622	1 187	417 809	526 926	556 556	587 787
2212	MUNYANGANI	MOPANI	996606814	PRIMARY SCHOOL	2	YES	Yes	11	2	103	921.20	198 842	105	198 947	94 884	100 219	105 843
2213	MUSHOTI	MOPANI	996606805	PRIMARY SCHOOL	2	YES	Yes	10	1	330	921.20	371 861	1 016	372 878	303 986	321 080	339 108
2214	MZILELA	MOPANI	996606802	PRIMARY SCHOOL	2	YES	Yes	14	6	244	921.20	360 342	819	351 161	224 773	237 412	250 734
2215	NAPSCOM	MOPANI	996606807	SECONDARY SCHOOL	2	YES	Yes	19	2	722	921.20	633 541	1 321	634 862	665 106	702 306	741 927
2216	NELSON RAMODIKE	MOPANI	996606826	SECONDARY SCHOOL	2	YES	Yes	8	3	385	921.20	209 172	483	209 655	354 662	374 605	395 626
2217	NHLUVUKO	MOPANI	996606827	SECONDARY SCHOOL	2	YES	Yes	16	6	412	921.20	593 945	1 052	594 997	379 534	400 876	423 371
2218	NKEI	MOPANI	996606832	PRIMARY SCHOOL	2	YES	Yes	18	5	386	921.20	453 636	704	454 340	355 583	375 578	386 654
2219	NIWAHUNGA	MOPANI	996606819	INTERMEDIATE SCHOOL	2	YES	Yes	11	6	171	921.20	380 469	1 138	381 607	157 525	166 383	175 720
2220	NYAMANKENA	MOPANI	996606820	PRIMARY SCHOOL	2	YES	Yes	31	3	396	921.20	742 882	680	743 542	364 795	395 308	406 830
2221	NYANTSHIRI	MOPANI	996606815	PRIMARY SCHOOL	2	YES	Yes	19	5	629	921.20	562 957	1 399	564 355	579 435	612 017	646 360
2222	NYUMBANI	MOPANI	996606824	SECONDARY SCHOOL	2	YES	Yes	11	3	803	921.20	271 149	1 157	272 306	739 724	781 319	825 163
2223	PHANGASASA	MOPANI	996606816	SECONDARY SCHOOL	2	YES	Yes	19	2	221	921.20	575 008	863	575 871	203 885	215 033	227 100
2224	PONANI	MOPANI	996606813	PRIMARY SCHOOL	2	YES	Yes	18	3	808	921.20	377 026	1 590	378 616	744 330	786 184	830 301
2225	PROFESSOR MUHLAVA SHILUVANA	MOPANI	996606828	SECONDARY SCHOOL	2	YES	Yes	18	7	344	921.20	628 377	796	629 173	316 893	334 712	353 494
2226	RAMAQLWANE	MOPANI	924640064	SECONDARY SCHOOL	2	YES	Yes	26	7	200	921.20	571 565	1 493	573 058	184 240	194 600	205 520
2227	RAMOBA	MOPANI	924640200	SECONDARY SCHOOL	2	YES	Yes	12	4	462	921.20	363 253	1 111	363 365	425 594	449 528	474 751
2228	RASEMANA	MOPANI	924640439	PRIMARY SCHOOL	2	YES	Yes	20	9	280	921.20	622 351	601	622 952	257 936	272 440	287 728
2229	RHIDA	MOPANI	924640507	PRIMARY SCHOOL	2	YES	Yes	37	4	923	921.20	647 314	1 086	648 410	850 268	898 079	948 475
2230	RITA	MOPANI	924640569	PRIMARY SCHOOL	2	YES	Yes	19	3	850	921.20	489 790	1 751	491 541	783 020	827 050	873 460

No.	Name of school	District	EMIS number	Primary/Secondary Combined	Quintile	No Fee Status	Section 21 Status	Nrof Educators	Nrof non Educators	Nrof Learners	Allocation per learner 2018	Main Appropriation		Adjusted Appropriation 2017/2018		Revised estimate			Medium-term estimates		
												2018	2019	2018	2019	2018	2019	2018	2019	2018	2019
2231	ROTTERDAM	MOPANI	924640828	SECONDARY SCHOOL	2	YES	Yes	19	0	522	921.20	604 275	819	605 094	480 866	507 906	536 407				
2232	SCOTCH MABOKO	MOPANI	924640842	SECONDARY SCHOOL	2	YES	Yes	9	3	312	921.20	263 402	197	263 599	287 414	303 576	320 611				
2233	SEBELAULO	MOPANI	924643131	PRIMARY SCHOOL	2	YES	Yes	15	1	1556	921.20	386 495	626	387 121	1 433 387	1 513 988	1 598 946				
2234	SEDAN	MOPANI	924640986	SECONDARY SCHOOL	2	YES	Yes	13	5	227	921.20	391 659	941	392 600	209 112	220 871	233 265				
2235	SEKABA	MOPANI	924641005	SECONDARY SCHOOL	2	YES	Yes	25	7	277	921.20	837 549	391	837 939	255 172	289 521	284 645				
2236	SEKGOSESE (SCIENCE & TECHNOLOGY)	MOPANI	924641333	SECONDARY SCHOOL	2	YES	Yes	25	7	672	921.20	519 917	53	519 970	619 046	653 866	680 547				
2237	SEKOKO	MOPANI	924641449	PRIMARY SCHOOL	2	YES	Yes	23	4	193	921.20	667 112	292	667 404	177 792	187 789	198 327				
2238	SELAMOLA	MOPANI	924641647	SECONDARY SCHOOL	2	YES	Yes	34	5	287	921.20	691 214	1 271	692 485	264 384	279 251	294 921				
2239	SENIWANGKOPE	MOPANI	924641814	PRIMARY SCHOOL	2	YES	Yes	12	3	511	921.20	373 583	880	374 463	470 733	497 203	525 104				
2240	SERURUBELE	MOPANI	924641838	SECONDARY SCHOOL	2	YES	Yes	9	3	536	921.20	294 390	735	295 125	493 763	521 528	550 794				
2241	SHIKHATI	MOPANI	924641988	PRIMARY SCHOOL	2	YES	Yes	29	8	510	921.20	570 704	1 909	572 613	469 812	496 230	524 076				
2242	SHIPUNGU	MOPANI	924641975	SECONDARY SCHOOL	2	YES	Yes	10	3	81	921.20	330 543	197	330 741	74 617	78 613	83 236				
2243	SHOTONG	MOPANI	924642063	PRIMARY SCHOOL	2	YES	Yes	20	5	766	921.20	674 859	531	675 391	705 639	745 318	787 142				
2244	SIKHUYANI	MOPANI	924642060	SECONDARY SCHOOL	2	YES	Yes	9	2	326	921.20	313 328	231	313 559	300 311	317 198	334 998				
2245	THABANAT SHWANA	MOPANI	924642299	PRIMARY SCHOOL	2	YES	Yes	29	6	276	921.20	1 001 099	151	1 001 250	254 251	268 548	283 618				
2246	THABENG	MOPANI	924642343	PRIMARY SCHOOL	2	YES	Yes	7	0	885	921.20	216 919	330	217 249	815 262	861 105	909 426				
2247	THABINA	MOPANI	924642398	PRIMARY SCHOOL	2	YES	Yes	9	3	490	921.20	261 680	1 050	262 730	451 388	476 770	503 524				
2248	TINGTISI	MOPANI	924642428	PRIMARY SCHOOL	2	YES	Yes	13	6	461	921.20	384 773	1 785	386 558	424 673	448 553	473 724				
2249	TOTIVANA	MOPANI	924642503	PRIMARY SCHOOL	2	YES	Yes	7	3	305	921.20	201 425	1 292	202 716	280 966	296 765	313 418				
2250	TSHAMISEKA	MOPANI	924642930	PRIMARY SCHOOL	2	YES	Yes	4	3	68	921.20	100 712	1 443	102 155	62 842	66 164	69 877				
2251	VAHLAWE	MOPANI	924643056	PRIMARY SCHOOL	2	YES	Yes	8	3	687	921.20	227 249	1 615	228 863	632 664	668 451	705 961				
2252	VUHEHLI	MOPANI	998603401	PRIMARY SCHOOL	2	YES	Yes	28	6	321	921.20	734 254	391	734 644	295 705	312 333	329 860				
2253	XIKUKIVANA	MOPANI	924650987	PRIMARY SCHOOL	2	YES	Yes	28	8	629	921.20	742 001	1 140	743 141	579 435	612 017	646 360				
2254	ADZIMBAMBI	VHEMBE	924650788	PRIMARY SCHOOL	2	YES	Yes	21	10	133	921.20	818 611	1 508	820 119	122 520	129 409	136 671				
2255	AZIMFARW	VHEMBE	924650949	SECONDARY SCHOOL	2	YES	Yes	8	0	1884	921.20	173 019	437	173 456	1 551 301	1 638 532	1 730 478				
2256	BALE	VHEMBE	924652237	PRIMARY SCHOOL	2	YES	Yes	17	7	239	921.20	552 627	468	553 095	220 167	232 547	246 596				
2257	BEGWA TSHITUMBE	VHEMBE	924650979	PRIMARY SCHOOL	2	YES	Yes	5	0	242	921.20	95 548	365	95 913	222 930	235 466	248 679				
2258	BOTSOLENI	VHEMBE	924652248	PRIMARY SCHOOL	2	YES	Yes	7	2	457	921.20	263 402	347	263 748	420 988	444 661	469 613				
2259	CHANVELA	VHEMBE	924651464	PRIMARY SCHOOL	2	YES	Yes	7	4	267	921.20	166 791	806	167 596	245 960	259 791	274 369				
2260	CHAVANI	VHEMBE	924651521	PRIMARY SCHOOL	2	YES	Yes	29	1	144	921.20	681 746	1 319	683 064	132 653	140 112	147 974				

No.	Name of school	District	EMIS number	Primary Secondary Combined	Quintile	No Fee Status	Section 21 Status	Nr of Educators	Nr of non Educators	Nr of Learners	Allocation per learner 2018	Main Appropriation		Revised estimate	Medium-term estimates		
												2017/2018	2018		2019	2020	
2261	DANIEL MUBVA	VHEMBE	911320084	PRIMARY SCHOOL	2	YES	Yes	30	0	978	921.20	440 724	1 252	441 976	900 934	951 594	1 004 993
2262	DAVHANA	VHEMBE	930320223	SECONDARY SCHOOL	2	YES	Yes	18	5	500	921.20	375 304	966	376 260	460 600	486 500	513 800
2263	DAVID LUVHIMBA	VHEMBE	931327192	SECONDARY SCHOOL	2	YES	Yes	10	5	630	921.20	328 822	416	329 238	580 356	612 990	647 388
2264	DE HOOP	VHEMBE	930320254	PRIMARY SCHOOL	2	YES	Yes	9	5	106	921.20	142 030	1 134	143 164	97 647	103 138	108 926
2265	DLAMANI	VHEMBE	930320131	SECONDARY SCHOOL	2	YES	Yes	10	4	1080	921.20	346 898	1 674	348 572	994 886	1 050 840	1 109 808
2266	DOLIDOLI	VHEMBE	930320315	PRIMARY SCHOOL	2	YES	Yes	13	4	50	921.20	525 943	1 735	527 677	46 060	48 650	51 380
2267	DUVHULEDZA	VHEMBE	930320100	PRIMARY SCHOOL	2	YES	Yes	31	4	262	921.20	723 064	1 357	724 420	241 354	254 926	269 231
2268	DZIMALI	VHEMBE	930320124	SECONDARY SCHOOL	2	YES	Yes	16	3	603	921.20	243 604	1 086	244 689	555 484	586 719	619 643
2269	DZIMHALANOMBE	VHEMBE	930320209	PRIMARY SCHOOL	2	YES	Yes	24	3	237	921.20	667 973	540	668 513	2 18 324	230 601	243 541
2270	DZMERANI	VHEMBE	930320032	PRIMARY SCHOOL	2	YES	Yes	10	3	572	921.20	251 351	1 054	252 405	526 926	556 556	587 787
2271	EDISON NESENGANI	VHEMBE	930320117	SECONDARY SCHOOL	2	YES	Yes	9	3	1006	921.20	185 931	899	186 829	926 727	978 838	1 033 766
2272	EDWARD MPFUNENI	VHEMBE	930320285	PRIMARY SCHOOL	2	YES	Yes	17	3	266	921.20	431 256	758	432 014	245 039	258 818	273 342
2273	EDZISANI	VHEMBE	930320049	PRIMARY SCHOOL	2	YES	Yes	8	2	225	921.20	251 351	414	251 764	207 270	218 925	231 210
2274	FOLOVHODME	VHEMBE	930320230	PRIMARY SCHOOL	2	YES	Yes	24	5	832	921.20	809 143	2 199	811 341	766 438	809 536	854 963
2275	FRANCE SOMBHANI	VHEMBE	930321783	SECONDARY SCHOOL	2	YES	Yes	21	7	254	921.20	704 987	521	705 908	233 965	247 142	261 010
2276	FRANK MAHATLANI	VHEMBE	930320261	SECONDARY SCHOOL	2	YES	Yes	22	4	276	921.20	494 093	483	494 576	254 251	288 548	283 618
2277	FRANK MUKHAWAKULE	VHEMBE	930320179	PRIMARY SCHOOL	2	YES	Yes	10	2	386	921.20	319 353	401	319 754	355 583	375 578	386 654
2278	FUMANI	VHEMBE	930320308	PRIMARY SCHOOL	2	YES	Yes	34	10	520	921.20	1 759 995	418	1 280 413	479 024	505 960	534 352
2279	GABA	VHEMBE	930320162	PRIMARY SCHOOL	2	YES	Yes	12	2	404	921.20	215 198	2 436	217 634	372 165	393 092	415 150
2280	GEORGE HASANI	VHEMBE	930320056	PRIMARY SCHOOL	2	YES	Yes	13	0	427	921.20	292 669	632	293 301	393 352	415 471	438 785
2281	GEORGE SONTO	VHEMBE	930320063	SECONDARY SCHOOL	2	YES	Yes	31	8	726	921.20	604 275	1 012	605 287	668 791	706 998	746 038
2282	GIDJANA	VHEMBE	9315271507	SECONDARY SCHOOL	2	YES	Yes	6	4	395	921.20	177 323	338	177 661	363 874	384 335	405 902
2283	GOMBANI	VHEMBE	930320216	PRIMARY SCHOOL	2	YES	Yes	12	5	61	921.20	301 277	632	301 909	56 193	59 353	62 884
2284	GONANI	VHEMBE	930320735	PRIMARY SCHOOL	2	YES	Yes	12	6	106	921.20	450 193	3 224	453 417	97 647	103 138	108 926
2285	GOVHU	VHEMBE	930320421	PRIMARY SCHOOL	2	YES	Yes	20	6	344	921.20	517 335	347	517 881	316 893	334 712	353 494
2286	GOVHU	VHEMBE	930320520	SECONDARY SCHOOL	2	YES	Yes	14	0	211	921.20	407 154	202	407 355	194 373	205 303	216 824
2287	GUNDANI	VHEMBE	930321936	PRIMARY SCHOOL	2	YES	Yes	12	3	72	921.20	130 840	305	131 145	66 326	70 056	73 987
2288	HANANI	VHEMBE	930320698	PRIMARY SCHOOL	2	YES	Yes	19	5	255	921.20	612 022	649	612 671	234 906	248 115	262 038
2289	HANGALAKANI	VHEMBE	930320568	PRIMARY SCHOOL	2	YES	Yes	18	6	585	921.20	290 086	970	291 056	538 902	569 205	601 146
2290	HANYANI	VHEMBE	924320469	SECONDARY SCHOOL	2	YES	Yes	7	6	500	921.20	203 146	242	203 388	460 600	486 500	513 800

No.	Name of school	District	EMIS number	Primary/Secondary Combined	Quintile	No Fee Status	Section 21 Status	Nrof Educators	Nrof non Educators	Nrof Learners	Allocation per-learner 2018	2017/2018		Medium-term estimates			
												Main Appropriation	Adjusted Appropriation	Revised estimate	2018	2019	2020
2291	HAROLD RUDZANI	VHEMBE	930320780	PRIMARY SCHOOL	2	YES	Yes	23	3	653	921.20	710 152	748	710 899	601 544	635 369	671 023
2292	HENDRIC NTHAMBELENI	VHEMBE	930320551	SECONDARY SCHOOL	2	YES	Yes	11	0	104	921.20	394 242	924	395 166	95 805	101 192	106 870
2293	HISEKELANI	VHEMBE	930320612	PRIMARY SCHOOL	2	YES	Yes	11	4	349	921.20	383 052	445	383 497	321 489	339 577	358 632
2294	HITEKANI	VHEMBE	930321882	PRIMARY SCHOOL	2	YES	Yes	11	4	101	921.20	262 541	172	262 713	93 041	98 273	103 788
2295	HLALUKO	VHEMBE	930320506	SECONDARY SCHOOL	2	YES	Yes	3	1	1180	921.20	58 534	386	58 920	1 087 016	1 148 140	1 212 568
2296	HLALUKWENI	VHEMBE	930320599	SECONDARY SCHOOL	2	YES	Yes	20	8	650	921.20	580 172	691	580 863	598 780	632 450	667 940
2297	HLENGANI	VHEMBE	930321905	PRIMARY SCHOOL	2	YES	Yes	10	3	516	921.20	297 833	1 800	299 633	475 339	502 068	530 242
2298	HOJI	VHEMBE	930321899	PRIMARY SCHOOL	2	YES	Yes	16	2	161	921.20	519 917	1 779	521 696	148 313	156 653	165 444
2299	JAJI	VHEMBE	930320759	SECONDARY SCHOOL	2	YES	Yes	4	2	194	921.20	126 536	1 856	128 393	178 713	188 762	199 354
2300	JIM CHAVANI	VHEMBE	930320629	SECONDARY SCHOOL	2	YES	Yes	58	8	1767	921.20	1 652 717	405	1 653 122	1 627 760	1 719 291	1 815 769
2301	JIM YINGWANI	VHEMBE	930320414	SECONDARY SCHOOL	2	YES	Yes	8	1	298	921.20	245 325	590	245 915	274 518	289 954	306 225
2302	JOHANNES RAMAVHOYA	VHEMBE	930320681	SECONDARY SCHOOL	2	YES	Yes	7	5	213	921.20	201 425	305	201 729	196 216	207 249	218 879
2303	JOHN WUTHEIWANA	VHEMBE	930320575	SECONDARY SCHOOL	2	YES	Yes	14	5	644	921.20	393 381	386	393 767	593 253	626 612	661 774
2304	JOSEPH RHANGANI	VHEMBE	930320711	SECONDARY SCHOOL	2	YES	Yes	10	3	108	921.20	241 021	1 189	242 210	99 490	105 084	110 981
2305	KAREL NGIGIDENI	VHEMBE	930320582	PRIMARY SCHOOL	2	YES	Yes	8	0	387	921.20	131 701	187	131 888	356 504	376 551	397 681
2306	KHANANI	VHEMBE	930320476	PRIMARY SCHOOL	2	YES	Yes	15	4	509	921.20	444 188	683	444 861	468 891	495 257	523 048
2307	KHANGALLE	VHEMBE	930320537	SECONDARY SCHOOL	2	YES	Yes	22	5	228	921.20	588 780	710	589 490	210 034	221 844	234 293
2308	KHAPAKHAPA	VHEMBE	9930306201	PRIMARY SCHOOL	2	YES	Yes	4	2	549	921.20	110 181	389	110 580	505 739	534 177	564 152
2309	KHARIWA	VHEMBE	930321929	PRIMARY SCHOOL	2	YES	Yes	31	7	50	921.20	860 790	1 250	862 040	46 060	48 650	51 380
2310	KHAVHAMBE	VHEMBE	930320407	PRIMARY SCHOOL	2	YES	Yes	2	1	220	921.20	49 065	302	49 367	202 664	214 060	226 072
2311	KHAVUWE	VHEMBE	930320766	PRIMARY SCHOOL	2	YES	Yes	6	2	125	921.20	219 501	743	220 245	115 150	121 625	128 450
2312	KHODOBI	VHEMBE	906320391	PRIMARY SCHOOL	2	YES	Yes	20	4	167	921.20	505 284	720	506 004	153 840	162 491	171 609
2313	KHOMANANI	VHEMBE	912520153	SECONDARY SCHOOL	2	YES	Yes	18	5	700	921.20	519 917	688	520 985	644 840	681 100	719 320
2314	KHOMELA	VHEMBE	912521532	PRIMARY SCHOOL	2	YES	Yes	31	5	331	921.20	792 788	389	793 187	304 917	322 063	340 136
2315	KONWANE	VHEMBE	912520841	PRIMARY SCHOOL	2	YES	Yes	7	3	658	921.20	239 300	1 187	240 486	606 150	640 234	676 161
2316	KOLOKOSHANI	VHEMBE	912520115	SECONDARY SCHOOL	2	YES	Yes	8	2	879	921.20	186 791	1 619	188 411	809 735	855 267	903 260
2317	LADZANI	VHEMBE	912520566	PRIMARY SCHOOL	2	YES	Yes	5	2	327	921.20	82 636	1 016	83 652	301 232	318 171	336 025
2318	LANGANANI	VHEMBE	912520597	PRIMARY SCHOOL	2	YES	Yes	21	5	301	921.20	680 024	1 256	681 280	277 281	292 873	309 308
2319	LAVHURALA	VHEMBE	995502101	PRIMARY SCHOOL	2	YES	Yes	9	2	162	921.20	237 578	1 029	238 607	149 234	157 626	166 471
2320	LEKGOLO -1	VHEMBE	912520184	PRIMARY SCHOOL	2	YES	Yes	13	1	133	921.20	305 580	1 073	306 654	122 520	129 409	136 671

No.	Name of school	District	EMS number	Primary/Secondary Combined	Quintile	No Fee Status	Section 21 Status	Nr of Educators	Nr of non Educators	Nr of Learners	Allocation per learner 2018	2017/2018		Medium-term estimates			
												Main Appropriation	Adjusted Appropriation	Revised estimate	2018	2019	2020
2321	LIPAKHA	VHEMBE	912520658	PRIMARY SCHOOL	2	YES	Yes	11	3	343	921.20	321 075	2 088	323 133	315 972	333 739	352 467
2322	LISHAVHANA	VHEMBE	912520221	SECONDARY SCHOOL	2	YES	Yes	13	5	344	921.20	451 054	242	451 285	316 883	334 712	353 494
2323	LONDOLANI	VHEMBE	912520686	PRIMARY SCHOOL	2	YES	Yes	11	5	280	921.20	343 455	1 355	344 810	239 512	252 900	267 176
2324	LOTAVHA	VHEMBE	912520238	PRIMARY SCHOOL	2	YES	Yes	11	4	50	921.20	381 330	1 577	382 907	46 060	48 650	51 380
2325	LOTSHA	VHEMBE	912520771	PRIMARY SCHOOL	2	YES	Yes	26	4	598	921.20	635 263	1 336	636 599	550 878	581 654	614 505
2326	LUAMBO	VHEMBE	912520818	SECONDARY SCHOOL	2	YES	Yes	17	1	106	921.20	367 557	1 067	368 624	97 647	103 138	108 926
2327	LUATAME	VHEMBE	912520832	SECONDARY SCHOOL	2	YES	Yes	2	0	433	921.20	52 508	510	53 018	398 880	421 309	444 951
2328	LUDANE	VHEMBE	912520849	PRIMARY SCHOOL	2	YES	Yes	4	1	165	921.20	92 105	636	92 741	151 998	160 545	169 554
2329	LUFULE	VHEMBE	912520887	PRIMARY SCHOOL	2	YES	Yes	9	3	347	921.20	205 729	517	206 245	319 656	337 631	356 577
2330	LUKWARANI	VHEMBE	912520306	PRIMARY SCHOOL	2	YES	Yes	11	6	273	921.20	280 618	1 733	282 350	251 488	265 629	280 555
2331	LUNWANGWE	VHEMBE	931521057	SECONDARY SCHOOL	2	YES	Yes	3	2	209	921.20	62 838	651	63 489	192 531	203 357	214 768
2332	LUPENVO	VHEMBE	912521088	PRIMARY SCHOOL	2	YES	Yes	6	4	263	921.20	234 996	863	235 859	242 276	255 699	270 259
2333	LUPHAI	VHEMBE	912520389	SECONDARY SCHOOL	2	YES	Yes	16	7	361	921.20	486 346	309	486 655	332 553	351 253	370 964
2334	LUTANDALE	VHEMBE	931521392	PRIMARY SCHOOL	2	YES	Yes	17	1	281	921.20	432 977	1 002	433 979	258 857	273 413	288 756
2335	LUVHINI	VHEMBE	931520528	SECONDARY SCHOOL	2	YES	Yes	4	2	453	921.20	104 156	1 273	105 428	417 304	440 769	465 903
2336	LWAMONDO	VHEMBE	912521224	SECONDARY SCHOOL	2	YES	Yes	10	3	1547	921.20	292 669	485	293 154	1 425 086	1 505 231	1 589 697
2337	LWANDANI	VHEMBE	912520207	SECONDARY SCHOOL	2	YES	Yes	5	2	404	921.20	96 408	1 697	98 105	372 165	393 082	415 150
2338	LWAPHUNGU	VHEMBE	931520634	SECONDARY SCHOOL	2	YES	Yes	32	8	394	921.20	983 022	1 170	984 192	362 863	383 862	404 874
2339	MAANGANI	VHEMBE	931520641	PRIMARY SCHOOL	2	YES	Yes	28	8	114	921.20	622 351	1 796	624 147	105 017	110 922	117 146
2340	MABAYENI	VHEMBE	931521514	PRIMARY SCHOOL	2	YES	Yes	15	5	249	921.20	452 776	431	453 206	229 379	242 277	255 872
2341	MABILA	VHEMBE	931520672	PRIMARY SCHOOL	2	YES	Yes	6	2	111	921.20	144 613	830	145 442	102 253	108 003	114 064
2342	MABILU	VHEMBE	912520689	PRIMARY SCHOOL	2	YES	Yes	8	2	222	921.20	192 817	1 350	194 167	204 586	216 066	228 127
2343	MABUDUGA	VHEMBE	931520702	PRIMARY SCHOOL	2	YES	Yes	58	3	189	921.20	1 457 317	464	1 457 782	174 107	183 897	194 216
2344	MACHELE	VHEMBE	995502201	PRIMARY SCHOOL	2	YES	Yes	11	3	311	921.20	318 492	422	318 914	286 483	302 603	319 584
2345	MADABANI	VHEMBE	931520733	PRIMARY SCHOOL	2	YES	Yes	10	2	543	921.20	173 019	506	173 525	500 212	528 339	557 987
2346	MADABUDE	VHEMBE	912521576	PRIMARY SCHOOL	2	YES	Yes	21	3	201	921.20	575 869	221	576 089	185 161	195 573	206 548
2347	MADADZHE	VHEMBE	931520246	SECONDARY SCHOOL	2	YES	Yes	11	6	331	921.20	328 822	252	329 074	304 917	322 063	340 136
2348	MADADZHI	VHEMBE	931520276	PRIMARY SCHOOL	2	YES	Yes	12	1	226	921.20	457 079	521	457 600	208 191	219 888	232 238
2349	MADANGANANI	VHEMBE	931520955	PRIMARY SCHOOL	2	YES	Yes	9	2	84	921.20	258 237	683	258 920	77 381	81 732	86 318
2350	MADAVHILA	VHEMBE	912520313	PRIMARY SCHOOL	2	YES	Yes	14	3	224	921.20	451 054	1 481	452 534	206 349	217 962	230 182

No.	Name of school	District	EMIS number	Primary/Secondary Combined	Quintile	No Fee Status	Section 21 Status	Nr of Educators	Nr of non Educators	Nr of Learners	Allocation per learner 2018	Main Appropriation	Adjusted Appropriation 2017/2018	Medium-term estimates		
														Revised estimate	2018	2019
2351	MADIFHA	VHEMBE	912520986	PRIMARY SCHOOL	2	YES	Yes	2	0	162	921.20	45622	630	149 234	157 626	166 471
2352	MADIHADZULI	VHEMBE	912520983	PRIMARY SCHOOL	2	YES	Yes	7	4	97	921.20	173 019	920	89 366	94 381	99 677
2353	MADODONGA	VHEMBE	931520337	PRIMARY SCHOOL	2	YES	Yes	5	3	592	921.20	113 624	1 789	545 360	576 016	608 339
2354	MADONIBIDZHA	VHEMBE	921520344	PRIMARY SCHOOL	2	YES	Yes	6	2	325	921.20	141 170	1 283	299 390	316 225	333 970
2355	MADZIKUSE	VHEMBE	931521002	PRIMARY SCHOOL	2	YES	Yes	25	7	272	921.20	622 351	426	250 566	264 666	279 507
2356	MAEBANI	VHEMBE	931521026	PRIMARY SCHOOL	2	YES	Yes	6	0	727	921.20	259 959	1 054	669 712	707 371	747 065
2357	MAFHARALALA	VHEMBE	912521064	PRIMARY SCHOOL	2	YES	Yes	20	3	161	921.20	556 070	1 361	148 313	156 663	165 444
2358	MAFHUMULELE	VHEMBE	912520160	PRIMARY SCHOOL	2	YES	Yes	31	6	95	921.20	823 776	569	87 514	92 435	97 622
2359	MAFUKANI	VHEMBE	912520719	PRIMARY SCHOOL	2	YES	Yes	10	1	157	921.20	292 669	624	144 628	152 761	161 333
2360	MAGALANGOME	VHEMBE	931520757	SECONDARY SCHOOL	2	YES	Yes	9	1	462	921.20	278 035	907	425 594	449 526	474 751
2361	MAGANGENI	VHEMBE	912520900	PRIMARY SCHOOL	2	YES	Yes	6	5	1260	921.20	162 689	825	1160 712	1 225 980	1 294 776
2362	MAGAU	VHEMBE	931520948	PRIMARY SCHOOL	2	YES	Yes	5	3	864	921.20	120 511	313	795 917	840 672	887 846
2363	MAGLEDZHI	VHEMBE	912520962	PRIMARY SCHOOL	2	YES	Yes	12	1	269	921.20	330 543	1 315	247 803	261 737	276 424
2364	MAGODA	VHEMBE	912521565	PRIMARY SCHOOL	2	YES	Yes	17	2	924	921.20	397 685	1 636	851 189	899 062	949 502
2365	MAGOMANI	VHEMBE	931520320	PRIMARY SCHOOL	2	YES	Yes	8	4	647	921.20	230 692	1 474	596 016	629 531	664 857
2366	MAGONA	VHEMBE	912521033	PRIMARY SCHOOL	2	YES	Yes	1	1	315	921.20	49 065	647	290 178	306 465	323 694
2367	MAGONI	VHEMBE	912521040	SECONDARY SCHOOL	2	YES	Yes	17	7	216	921.20	510 448	1 157	198 979	210 168	221 962
2368	MAGUADA	VHEMBE	912520351	PRIMARY SCHOOL	2	YES	Yes	7	2	155	921.20	114 485	349	142 766	150 815	159 278
2369	MAHATLANE	VHEMBE	930351203	PRIMARY SCHOOL	2	YES	Yes	21	2	477	921.20	482 042	3 702	439 412	464 121	490 165
2370	MAHEMATSHENA	VHEMBE	930350477	PRIMARY SCHOOL	2	YES	Yes	5	4	761	921.20	129 979	746	701 033	740 463	782 004
2371	MAHLAMBANDLOPFU	VHEMBE	930350460	PRIMARY SCHOOL	2	YES	Yes	13	2	840	921.20	274 592	559	773 808	817 320	863 184
2372	MAHLEFINYE	VHEMBE	930350446	PRIMARY SCHOOL	2	YES	Yes	7	2	361	921.20	227 249	617	332 553	351 253	370 964
2373	MAHLORI	VHEMBE	930350392	SECONDARY SCHOOL	2	YES	Yes	11	1	247	921.20	227 249	227	227 536	240 331	253 817
2374	MAHOLONI	VHEMBE	930350385	PRIMARY SCHOOL	2	YES	Yes	8	3	178	921.20	231 553	294	163 974	173 194	182 913
2375	MAHONISI	VHEMBE	99305103	PRIMARY SCHOOL	2	YES	Yes	20	4	908	921.20	359 810	979	836 460	883 484	933 061
2376	MAHUNTSI	VHEMBE	930351234	SECONDARY SCHOOL	2	YES	Yes	7	2	510	921.20	267 706	1 016	469 812	496 230	524 076
2377	MAILA - 2	VHEMBE	930350378	PRIMARY SCHOOL	2	YES	Yes	18	7	320	921.20	405 432	901	294 784	311 360	328 832
2378	MANGANYA	VHEMBE	930351726	SECONDARY SCHOOL	2	YES	Yes	56	5	344	921.20	1 377 264	1 630	316 893	334 712	353 494
2379	MAJOSI	VHEMBE	930350361	PRIMARY SCHOOL	2	YES	Yes	18	5	595	921.20	457 940	674	548 114	578 935	611 422
2380	MAKHILILE	VHEMBE	930351241	PRIMARY SCHOOL	2	YES	Yes	21	5	437	921.20	396 824	752	402 564	425 201	449 061

No.	Name of school	District	EMIS number	Primary Secondary Combined	Quintile	No Fee Status	Section 21 Status	Nr of Educators	Nr of non Educators	Nr of Learners	Allocation per learner 2018	Main Appropriation	Adjusted Appropriation 2017/2018	Revised estimate	Medium-term estimates		
															2018	2019	2020
2381	MAKAKVAHALE	VHEMBE	930351272	SECONDARY SCHOOL	2	YES	Yes	5	5	763	921.20	96 408	1 712	98 120	721 300	761 859	804 611
2382	MAKANYU	VHEMBE	9303030354	PRIMARY SCHOOL	2	YES	Yes	9	3	295	921.20	219 501	1 449	220 950	271 754	287 035	303 142
2383	MAKAVHINI	VHEMBE	930351265	PRIMARY SCHOOL	2	YES	Yes	4	1	170	921.20	94 687	1 350	96 037	156 604	165 410	174 692
2384	MAKHOSANI	VHEMBE	9303030347	PRIMARY SCHOOL	2	YES	Yes	7	2	503	921.20	165 070	1 002	168 072	463 364	489 419	516 883
2385	MAKUMEKE L H	VHEMBE	9303030323	PRIMARY SCHOOL	2	YES	Yes	7	2	286	921.20	168 715	905	169 620	263 463	278 278	293 894
2386	MAKUYA	VHEMBE	9303050514	SECONDARY SCHOOL	2	YES	Yes	9	2	598	921.20	252 211	2 024	254 236	550 878	581 854	614 505
2387	MAKVARANI	VHEMBE	911361481	PRIMARY SCHOOL	2	YES	Yes	15	9	249	921.20	496 676	928	497 604	229 379	242 277	255 872
2388	MALALE	VHEMBE	911360870	PRIMARY SCHOOL	2	YES	Yes	6	2	660	921.20	185 931	1 523	187 453	607 992	642 180	678 216
2389	MALAMULELE	VHEMBE	911361644	SECONDARY SCHOOL	2	YES	Yes	15	4	676	921.20	345 177	2 503	347 680	622 731	657 748	694 658
2390	MALEDZA	VHEMBE	911361507	PRIMARY SCHOOL	2	YES	Yes	8	1	450	921.20	192 817	1 086	193 903	414 540	437 850	462 420
2391	MALILELE	VHEMBE	911361538	SECONDARY SCHOOL	2	YES	Yes	2	1	249	921.20	66 281	2 646	68 927	229 379	242 277	255 872
2392	MALINDINI	VHEMBE	911361546	PRIMARY SCHOOL	2	YES	Yes	8	6	343	921.20	270 288	1 913	272 201	315 972	333 739	352 467
2393	MALINGA WILSON	VHEMBE	911361552	SECONDARY SCHOOL	2	YES	Yes	8	2	536	921.20	141 170	1 934	143 104	493 763	521 528	550 794
2394	MALINJE	VHEMBE	911361651	PRIMARY SCHOOL	2	YES	Yes	4	2	516	921.20	86 079	1 166	87 245	475 339	502 068	530 242
2395	MALOVHANA	VHEMBE	911361576	SECONDARY SCHOOL	2	YES	Yes	19	7	160	921.20	513 031	605	513 636	147 392	155 680	164 416
2396	MAMBEDI	VHEMBE	911360856	PRIMARY SCHOOL	2	YES	Yes	10	0	164	921.20	289 225	1 449	290 674	151 077	159 572	168 526
2397	MAMPHODO	VHEMBE	911361583	SECONDARY SCHOOL	2	YES	Yes	9	6	464	921.20	231 553	1 688	233 241	427 437	451 472	476 806
2398	MAWUJKA	VHEMBE	911361750	SECONDARY SCHOOL	2	YES	Yes	18	8	601	921.20	606 857	722	607 579	553 641	584 773	617 588
2399	MANAWANI	VHEMBE	911361767	PRIMARY SCHOOL	2	YES	Yes	5	2	628	921.20	149 777	1 877	151 655	578 514	611 044	645 333
2400	MANAYELE	VHEMBE	911360863	PRIMARY SCHOOL	2	YES	Yes	5	3	813	921.20	96 408	949	97 358	748 936	791 049	835 439
2401	MANENZHE	VHEMBE	911361248	PRIMARY SCHOOL	2	YES	Yes	5	1	306	921.20	132 562	911	133 473	281 887	297 738	314 446
2402	MANGAYA	VHEMBE	911361347	PRIMARY SCHOOL	2	YES	Yes	18	6	283	921.20	486 346	966	487 312	260 700	275 359	290 811
2403	MANGHENA	VHEMBE	911361279	PRIMARY SCHOOL	2	YES	Yes	37	3	310	921.20	1 067 380	2 106	1 069 486	285 572	301 630	318 556
2404	MANGWELE	VHEMBE	911361330	PRIMARY SCHOOL	2	YES	Yes	24	5	89	921.20	732 532	2 024	734 557	81 987	86 597	91 456
2405	MANKO	VHEMBE	911360825	PRIMARY SCHOOL	2	YES	Yes	8	4	138	921.20	226 388	1 808	228 196	127 126	134 274	141 809
2406	MANYI	VHEMBE	911361862	PRIMARY SCHOOL	2	YES	Yes	25	6	410	921.20	773 850	1 651	775 501	377 692	398 930	421 316
2407	MANZEMBA	VHEMBE	911361316	PRIMARY SCHOOL	2	YES	Yes	18	8	383	921.20	584 476	861	585 337	352 820	372 659	393 571
2408	MAPAKONI	VHEMBE	911361842	PRIMARY SCHOOL	2	YES	Yes	11	5	230	921.20	275 453	1 766	277 219	211 876	223 790	236 348
2409	MAPANI	VHEMBE	911361309	PRIMARY SCHOOL	2	YES	Yes	11	4	401	921.20	321 935	1 010	322 946	369 401	390 713	412 068
2410	MAPATE	VHEMBE	911361286	PRIMARY SCHOOL	2	YES	Yes	5	3	499	921.20	138 587	1 638	140 225	459 679	485 527	512 772

No.	Name of school	District	EMIS number	Primary/Secondary Combined	Quintile	No Fee Status	Section 21 Status	Nr of Educators	Nr of non Educators	Nr of Learners	Allocation per learner 2018	2017/2018		Medium-term estimates			
												Main Appropriation	Adjusted Appropriation	Revised estimate	2018	2019	2020
2411	MARAMANZHI	WEMBE	911361385	PRIMARY SCHOOL	2	YES	Yes	26	11	173	921.20	820 333	2 325	822 658	159 368	168 329	177 775
2412	MARAXWE	WEMBE	911360016	PRIMARY SCHOOL	2	YES	Yes	14	5	217	921.20	411 458	1 088	412 545	199 900	211 141	222 989
2413	MARHOLENI	WEMBE	911361262	SECONDARY SCHOOL	2	YES	Yes	18	5	488	921.20	650 757	846	651 604	449 546	474 824	501 469
2414	MARIAZE	WEMBE	911361392	PRIMARY SCHOOL	2	YES	Yes	21	1	499	921.20	752 330	449	752 780	459 679	485 527	512 772
2415	MARIWANE	WEMBE	911360163	SECONDARY SCHOOL	2	YES	Yes	10	5	749	921.20	308 163	739	308 902	689 979	728 777	769 672
2416	MARTIN DE PORREZ	WEMBE	911321806	PRIMARY SCHOOL	2	YES	Yes	15	6	1110	921.20	346 038	1 266	347 304	1 022 532	1 080 030	1 140 636
2417	MASALA	WEMBE	911360177	PRIMARY SCHOOL	2	YES	Yes	6	0	138	921.20	154 942	716	155 658	127 126	134 274	141 809
2418	MASEA	WEMBE	931312052	PRIMARY SCHOOL	2	YES	Yes	24	9	704	921.20	770 407	216	770 623	648 525	684 992	723 430
2419	MASEKANI	WEMBE	905300160	PRIMARY SCHOOL	2	YES	Yes	19	4	560	921.20	574 147	342	574 489	515 872	544 880	575 456
2420	MASERENI	WEMBE	911360207	SECONDARY SCHOOL	2	YES	Yes	6	2	246	921.20	267 706	344	268 050	226 615	239 368	252 790
2421	MASETHE	WEMBE	993301201	PRIMARY SCHOOL	2	YES	Yes	14	3	119	921.20	327 100	554	327 655	109 623	115 787	122 284
2422	MASHAKADZI	WEMBE	911360191	PRIMARY SCHOOL	2	YES	Yes	16	6	348	921.20	508 727	685	509 411	320 578	338 604	357 605
2423	MASHAMBA	WEMBE	911360122	PRIMARY SCHOOL	2	YES	Yes	14	1	855	921.20	370 140	935	371 074	787 626	831 915	878 698
2424	MASHAU	WEMBE	911361422	PRIMARY SCHOOL	2	YES	Yes	26	7	372	921.20	704 126	1 254	705 380	342 686	361 956	382 267
2425	MASHAWANA	WEMBE	911360139	PRIMARY SCHOOL	2	YES	Yes	9	0	108	921.20	239 300	641	239 940	99 490	105 084	110 981
2426	MASHILA	WEMBE	911361415	PRIMARY SCHOOL	2	YES	Yes	5	2	263	921.20	119 650	1 178	120 828	242 276	255 899	270 259
2427	MASHOBYE	WEMBE	911361255	PRIMARY SCHOOL	2	YES	Yes	14	5	425	921.20	414 040	1 016	415 056	391 510	413 525	436 730
2428	MASIA	WEMBE	911360023	PRIMARY SCHOOL	2	YES	Yes	7	4	76	921.20	250 490	867	251 357	70 011	73 948	78 098
2429	MASIKHWA	WEMBE	911360146	PRIMARY SCHOOL	2	YES	Yes	24	4	356	921.20	610 300	989	611 289	327 947	346 388	365 826
2430	MASINDI	WEMBE	911361446	PRIMARY SCHOOL	2	YES	Yes	8	1	1104	921.20	196 260	901	197 161	1 017 005	1 074 192	1 134 470
2431	MASISI	WEMBE	911360078	PRIMARY SCHOOL	2	YES	Yes	17	1	417	921.20	607 718	960	608 677	384 140	405 741	428 509
2432	MASJUNGI	WEMBE	911360061	PRIMARY SCHOOL	2	YES	Yes	26	8	964	921.20	633 541	888	634 430	888 037	937 972	990 606
2433	MASJUNGILO	WEMBE	905361637	PRIMARY SCHOOL	2	YES	Yes	14	2	536	921.20	390 799	246	391 044	493 763	521 528	550 794
2434	MASUVHELELE	WEMBE	911360047	PRIMARY SCHOOL	2	YES	Yes	13	4	144	921.20	240 160	1 292	241 452	132 653	140 112	147 974
2435	MASWIE	WEMBE	993301202	SECONDARY SCHOOL	2	YES	Yes	7	3	293	921.20	302 998	1 031	304 029	269 912	285 089	301 087
2436	MATAMELA	WEMBE	911360054	PRIMARY SCHOOL	2	YES	Yes	22	5	434	921.20	599 110	1 180	600 290	399 801	422 282	445 978
2437	MATANDA	WEMBE	911360030	PRIMARY SCHOOL	2	YES	Yes	14	6	751	921.20	440 724	515	441 239	691 821	730 723	771 728
2438	MATANGARI	WEMBE	911361408	PRIMARY SCHOOL	2	YES	Yes	9	3	636	921.20	216 919	563	217 482	585 883	618 828	653 954
2439	MATATANI	WEMBE	911360092	PRIMARY SCHOOL	2	YES	Yes	5	0	170	921.20	136 005	643	136 647	156 604	165 410	174 692
2440	MATAVHA	WEMBE	911360108	PRIMARY SCHOOL	2	YES	Yes	6	1	460	921.20	361 532	1 069	362 601	423 752	447 360	472 696

No.	Name of school	District	EMS number	Primary/Secondary Combined	Quintile	No Fee Status	Section 21 Status	Nr of Educators	Nr of non Educators	Nr of Learners	Allocation per learner 2018	2017/2018		2019		2020	
												Main Appropriation	Adjusted Appropriation	Revised estimate	Medium-term estimates		
2441	MATAWELA	WEMBE	911360351	SECONDARY SCHOOL	2	YES	Yes	17	9	1077	921.20	525 082	977	526 058	992 132	1 047 921	1 106 725
2442	MATHEDE	WEMBE	911360375	SECONDARY SCHOOL	2	YES	Yes	16	5	410	921.20	520 778	225	521 003	377 682	398 930	421 316
2443	MATHITHIVHALE	WEMBE	929360382	PRIMARY SCHOOL	2	YES	Yes	22	5	492	921.20	713 595	1 126	714 721	453 230	478 716	505 579
2444	MATHOTHWE	WEMBE	911360894	PRIMARY SCHOOL	2	YES	Yes	8	4	191	921.20	262 541	3 749	266 289	175 949	185 943	186 272
2445	MATIMBA	WEMBE	911360900	SECONDARY SCHOOL	2	YES	Yes	7	4	587	921.20	222 084	756	222 840	540 744	571 151	603 201
2446	MATYANI	WEMBE	911360405	PRIMARY SCHOOL	2	YES	Yes	11	0	880	921.20	269 427	567	269 994	810 656	856 240	904 288
2447	MATOANZIE	WEMBE	911360412	PRIMARY SCHOOL	2	YES	Yes	3	0	207	921.20	80 914	1 376	82 290	190 688	201 411	212 713
2448	MATODZI	WEMBE	993301404	SECONDARY SCHOOL	2	YES	Yes	4	2	346	921.20	133 422	1 762	135 184	318 735	336 658	355 550
2449	MATONDONI	WEMBE	911360436	PRIMARY SCHOOL	2	YES	Yes	11	3	330	921.20	341 734	930	342 664	303 966	321 090	339 108
2450	MATSA	WEMBE	911360450	PRIMARY SCHOOL	2	YES	Yes	10	4	202	921.20	301 277	956	302 232	186 082	196 546	207 575
2451	MATSHAVHAME	WEMBE	930360467	PRIMARY SCHOOL	2	YES	Yes	8	2	429	921.20	211 754	634	212 389	395 195	417 417	440 840
2452	MATSEHE	WEMBE	911360481	PRIMARY SCHOOL	2	YES	Yes	11	0	113	921.20	328 822	750	329 571	104 096	109 949	116 119
2453	MATSHENA	WEMBE	911360252	PRIMARY SCHOOL	2	YES	Yes	14	12	317	921.20	432 977	1 880	434 857	292 020	308 441	325 749
2454	MATSLA	WEMBE	911360269	PRIMARY SCHOOL	2	YES	Yes	5	2	239	921.20	167 854	1 082	168 936	220 167	232 547	245 596
2455	MATSHINDEVE	WEMBE	911360276	PRIMARY SCHOOL	2	YES	Yes	7	1	273	921.20	172 158	867	173 025	251 488	285 629	280 535
2456	MAULUMA	WEMBE	911360283	PRIMARY SCHOOL	2	YES	Yes	25	6	304	921.20	489 790	2 003	491 793	280 045	295 792	312 390
2457	MAVAMBE	WEMBE	911361828	PRIMARY SCHOOL	2	YES	Yes	13	6	322	921.20	432 117	1 119	433 236	296 626	313 306	330 887
2458	MAVHNA	WEMBE	911360280	PRIMARY SCHOOL	2	YES	Yes	27	1	306	921.20	644 732	383	645 124	281 887	297 738	314 446
2459	MAVHODE	WEMBE	911360313	PRIMARY SCHOOL	2	YES	Yes	25	7	103	921.20	963 224	1 304	964 528	94 884	100 219	105 843
2460	MAVHUNGA	WEMBE	911360924	PRIMARY SCHOOL	2	YES	Yes	6	3	295	921.20	137 726	2 913	140 639	271 754	287 055	303 142
2461	MAVHUNGU ANDRIES	WEMBE	911360931	SECONDARY SCHOOL	2	YES	Yes	16	10	336	921.20	577 590	2 375	579 965	309 523	326 928	345 274
2462	MAWELA	WEMBE	911360337	PRIMARY SCHOOL	2	YES	Yes	15	6	387	921.20	478 599	1 380	479 979	356 504	376 551	397 881
2463	MAYEKE	WEMBE	911360344	PRIMARY SCHOOL	2	YES	Yes	9	3	509	921.20	218 641	1 355	219 995	468 891	495 257	523 048
2464	MBABADA	WEMBE	911360306	PRIMARY SCHOOL	2	YES	Yes	4	1	421	921.20	101 573	1 079	102 653	387 825	409 633	432 620
2465	MBABELA	WEMBE	911360238	PRIMARY SCHOOL	2	YES	Yes	9	2	195	921.20	303 859	1 086	304 957	179 634	189 735	200 382
2466	MBHALATI	WEMBE	911360801	PRIMARY SCHOOL	2	YES	Yes	23	4	422	921.20	729 089	565	729 654	388 746	410 606	433 647
2467	MBHANYELE	WEMBE	911361484	SECONDARY SCHOOL	2	YES	Yes	12	5	849	921.20	346 898	552	347 451	782 099	826 077	872 432
2468	MBHEDLHE-MABASA	WEMBE	911361781	SECONDARY SCHOOL	2	YES	Yes	3	0	492	921.20	88 661	1 426	90 087	453 230	478 716	505 579
2469	MBODI	WEMBE	911361231	PRIMARY SCHOOL	2	YES	Yes	9	4	27	921.20	217 780	632	218 412	24 872	26 271	27 745
2470	MBOKOTA	WEMBE	911361895	PRIMARY SCHOOL	2	YES	Yes	13	2	843	921.20	355 506	483	355 989	592 332	625 639	660 747

No.	Name of school	District	EMIS number	Primary/Secondary Combined	Quintile	No Fee Status	Section 21 Status	Nrof Educators	Nrof non Educators	Nrof Learners	Allocation per-learner 2018	2017/2018		Medium-term estimates			
												Main Appropriation	Adjusted Appropriation	Revised estimate	2018	2019	2020
2471	MBONENI	VHEMBE	911360597	PRIMARY SCHOOL	2	YES	Yes	4	2	441	921.20	79 193	651	79 844	406 249	429 093	453 172
2472	MBOSVOBENI	VHEMBE	911360603	PRIMARY SCHOOL	2	YES	Yes	10	0	434	921.20	294 390	764	295 155	399 801	422 282	445 978
2473	MBULAHENI	VHEMBE	911361798	PRIMARY SCHOOL	2	YES	Yes	28	2	146	921.20	902 108	1 170	903 276	134 495	142 068	150 030
2474	MBULULU	VHEMBE	911360672	PRIMARY SCHOOL	2	YES	Yes	11	7	707	921.20	358 089	953	359 042	651 288	687 911	726 513
2475	MERWE	VHEMBE	911361200	PRIMARY SCHOOL	2	YES	Yes	27	8	295	921.20	792 798	1 619	794 407	271 754	287 035	303 142
2476	MHEHO	VHEMBE	911360689	PRIMARY SCHOOL	2	YES	Yes	13	4	452	921.20	468 270	1 073	469 343	416 382	439 796	464 475
2477	MHELEMBE	VHEMBE	911360702	SECONDARY SCHOOL	2	YES	Yes	4	4	101	921.20	112 763	1 082	113 845	93 041	98 273	103 788
2478	MHINGA	VHEMBE	911360726	PRIMARY SCHOOL	2	YES	Yes	12	4	401	921.20	279 757	956	280 712	369 401	390 713	412 068
2479	MHLURI	VHEMBE	911360740	PRIMARY SCHOOL	2	YES	Yes	15	2	626	921.20	380 469	565	381 034	576 671	609 098	643 278
2480	MIANZWI	VHEMBE	911361453	PRIMARY SCHOOL	2	YES	Yes	23	1	233	921.20	684 328	1 155	685 483	214 640	226 709	239 431
2481	MICHAEL DENGGA RAMABULANA	VHEMBE	911361460	SECONDARY SCHOOL	2	YES	Yes	15	1	846	921.20	472 574	363	472 937	779 335	823 158	869 350
2482	MIKOSI	VHEMBE	911360665	PRIMARY SCHOOL	2	YES	Yes	6	0	202	921.20	127 397	777	128 174	186 082	196 546	207 575
2483	MILABONI	VHEMBE	911361477	PRIMARY SCHOOL	2	YES	Yes	15	5	146	921.20	394 242	542	394 784	134 495	142 068	150 030
2484	MILTON M.P. FUMEDZENI	VHEMBE	911360764	SECONDARY SCHOOL	2	YES	Yes	48	13	900	921.20	967 528	611	968 139	829 080	875 700	924 840
2485	MIRIYANVAHHA TEC	VHEMBE	911360788	SECONDARY SCHOOL	2	YES	Yes	12	5	699	921.20	358 089	544	358 633	643 919	680 127	718 292
2486	MISSION	VHEMBE	911360795	PRIMARY SCHOOL	2	YES	Yes	14	1	191	921.20	421 787	920	422 707	175 949	185 843	196 272
2487	MITUMBA	VHEMBE	911360771	PRIMARY SCHOOL	2	YES	Yes	7	2	442	921.20	163 550	340	163 880	407 170	430 066	454 199
2488	IMBEBEGENI	VHEMBE	923311021	PRIMARY SCHOOL	2	YES	Yes	21	5	592	921.20	578 451	441	578 892	545 350	576 016	608 339
2489	IMLILIGE	VHEMBE	930310882	SECONDARY SCHOOL	2	YES	Yes	26	6	318	921.20	772 989	512	773 502	292 942	309 414	326 777
2490	MOPANE	VHEMBE	923310806	COMBINED SCHOOL	2	YES	Yes	8	2	453	921.20	172 158	454	172 612	417 304	440 769	465 503
2491	MPANDELI	VHEMBE	930310790	SECONDARY SCHOOL	2	YES	Yes	11	4	948	921.20	449 332	1 334	450 666	873 298	922 404	974 165
2492	MPHAGANE	VHEMBE	923310905	PRIMARY SCHOOL	2	YES	Yes	8	4	448	921.20	269 427	410	269 837	412 698	435 904	460 365
2493	MPHAKATI	VHEMBE	923310783	PRIMARY SCHOOL	2	YES	Yes	6	2	932	921.20	177 323	491	177 814	858 558	906 636	957 723
2494	MPHALALENI	VHEMBE	930310988	SECONDARY SCHOOL	2	YES	Yes	15	1	1112	921.20	345 177	2 486	347 663	1 024 374	1 081 976	1 142 691
2495	MPHAMBO	VHEMBE	930310769	SECONDARY SCHOOL	2	YES	Yes	5	6	770	921.20	111 903	424	112 327	709 324	749 210	791 252
2496	MPHENI	VHEMBE	923310757	PRIMARY SCHOOL	2	YES	Yes	7	1	560	921.20	255 655	237	255 892	515 872	544 880	575 456
2497	MPHEPHU	VHEMBE	923310974	SECONDARY SCHOOL	2	YES	Yes	8	3	467	921.20	212 615	830	213 445	430 200	454 391	479 889
2498	MPOFU	VHEMBE	923310837	PRIMARY SCHOOL	2	YES	Yes	9	2	97	921.20	236 717	500	237 217	89 356	94 381	99 677
2499	MSENGI	VHEMBE	923310899	SECONDARY SCHOOL	2	YES	Yes	9	0	751	921.20	269 427	349	269 776	691 821	730 723	771 728
2500	MTITITI	VHEMBE	930310950	SECONDARY SCHOOL	2	YES	Yes	11	0	514	921.20	299 555	445	300 000	473 487	500 122	528 186

No.	Name of school	District	EMIS number	Primary/Secondary Combined	Quintile	No Fee Status	Section 21 Status	Nr of Educators	Nr of non Educators	Nr of Learners	Allocation per learner 2018	Main Appropriation		Adjusted Appropriation 2017/2018		Revised estimate		Medium-term estimates			
																2018	2019	2020			
2501	MUBALANGANYI	VHEMBE	930310888	SECONDARY SCHOOL	2	YES	Yes	8	2	313	921.20	273 731	500	274 231	288 336	304 549	321 639	288 336	304 549	321 639	
2502	MUBVUMONI	VHEMBE	930310936	PRIMARY SCHOOL	2	YES	Yes	5	0	152	921.20	93 826	365	94 192	140 022	147 896	156 195	140 022	147 896	156 195	
2503	MUDABULA	VHEMBE	930310929	PRIMARY SCHOOL	2	YES	Yes	9	0	510	921.20	234 996	319	235 315	469 612	496 230	524 076	469 612	496 230	524 076	
2504	MUDIKHOMU	VHEMBE	923310813	PRIMARY SCHOOL	2	YES	Yes	14	2	256	921.20	317 632	699	318 331	235 827	249 088	263 066	235 827	249 088	263 066	
2505	MUDIMELI	VHEMBE	923310844	SECONDARY SCHOOL	2	YES	Yes	11	0	498	921.20	330 543	166	330 709	498 758	494 554	511 745	498 758	494 554	511 745	
2506	MUDINANE	VHEMBE	930310981	SECONDARY SCHOOL	2	YES	Yes	17	1	437	921.20	441 585	687	442 272	402 564	425 201	449 061	402 564	425 201	449 061	
2507	MUDUNUNGU	VHEMBE	930350255	PRIMARY SCHOOL	2	YES	Yes	12	8	264	921.20	358 089	569	358 658	243 197	256 872	271 286	243 197	256 872	271 286	
2508	MUDZINGA	VHEMBE	930350231	PRIMARY SCHOOL	2	YES	Yes	8	1	537	921.20	160 988	756	161 724	494 684	522 501	551 821	160 988	494 684	522 501	
2509	MUFEBA	VHEMBE	930350224	PRIMARY SCHOOL	2	YES	Yes	12	4	221	921.20	370 140	1 594	371 734	203 885	215 033	227 100	203 885	215 033	227 100	
2510	MUFONGODI	VHEMBE	930351296	PRIMARY SCHOOL	2	YES	Yes	34	12	258	921.20	772 989	401	773 391	237 670	251 034	265 121	237 670	251 034	265 121	
2511	MUFULWI	VHEMBE	930351302	PRIMARY SCHOOL	2	YES	Yes	18	6	303	921.20	445 889	718	446 607	279 124	294 819	311 363	279 124	294 819	311 363	
2512	MUGIDANE	VHEMBE	930350200	PRIMARY SCHOOL	2	YES	Yes	2	1	467	921.20	28 791	328	29 119	430 200	454 391	479 889	430 200	454 391	479 889	
2513	MUGVHI	VHEMBE	930350194	PRIMARY SCHOOL	2	YES	Yes	19	5	203	921.20	547 462	783	548 246	187 004	197 519	208 603	187 004	197 519	208 603	
2514	MUGODWA	VHEMBE	930351319	SECONDARY SCHOOL	2	YES	Yes	12	6	613	921.20	366 697	483	367 180	564 686	596 449	629 919	366 697	596 449	629 919	
2515	MUGORRWANE	VHEMBE	930350187	PRIMARY SCHOOL	2	YES	Yes	13	5	445	921.20	383 052	760	383 812	409 934	432 985	457 282	383 052	409 934	432 985	
2516	MUGMEJANI	VHEMBE	930351326	PRIMARY SCHOOL	2	YES	Yes	4	3	173	921.20	129 979	1 676	131 655	159 368	168 329	177 775	129 979	159 368	168 329	
2517	MUHANELIWA	VHEMBE	930350170	SECONDARY SCHOOL	2	YES	Yes	20	0	184	921.20	667 973	355	668 328	169 501	179 032	189 078	667 973	169 501	179 032	189 078
2518	MUHUNGUTI	VHEMBE	930351333	PRIMARY SCHOOL	2	YES	Yes	9	2	296	921.20	259 098	1 268	260 366	272 675	288 008	304 170	272 675	288 008	304 170	
2519	MUHUVHOYA	VHEMBE	930351340	PRIMARY SCHOOL	2	YES	Yes	12	4	81	921.20	401 989	815	402 804	74 617	78 813	83 236	401 989	74 617	78 813	83 236
2520	MUHUYU	VHEMBE	930350163	PRIMARY SCHOOL	2	YES	Yes	7	0	199	921.20	123 093	338	123 431	183 319	193 627	204 492	123 093	183 319	193 627	204 492
2521	MUHUYUVATHOMBA	VHEMBE	930350156	SECONDARY SCHOOL	2	YES	Yes	15	0	772	921.20	373 583	550	374 133	711 166	751 156	793 307	373 583	711 166	751 156	793 307
2522	MUILA	VHEMBE	930350149	PRIMARY SCHOOL	2	YES	Yes	18	6	602	921.20	581 894	359	582 253	554 562	585 746	618 615	554 562	585 746	618 615	
2523	MUILADI	VHEMBE	930350132	PRIMARY SCHOOL	2	YES	Yes	8	0	159	921.20	205 729	735	206 464	146 471	154 707	163 388	205 729	146 471	154 707	163 388
2524	MUISE	VHEMBE	930351579	PRIMARY SCHOOL	2	YES	Yes	27	6	181	921.20	742 862	773	743 635	166 737	176 113	185 996	166 737	176 113	185 996	
2525	MUKOMVABANI	VHEMBE	930350118	PRIMARY SCHOOL	2	YES	Yes	7	2	48	921.20	180 786	1 464	182 230	44 218	46 704	49 325	180 786	44 218	46 704	49 325
2526	MUKOVHABALE	VHEMBE	930351783	PRIMARY SCHOOL	2	YES	Yes	5	2	212	921.20	129 979	305	130 284	195 294	206 276	217 851	129 979	195 294	206 276	217 851
2527	MUKULA	VHEMBE	930350651	SECONDARY SCHOOL	2	YES	Yes	29	0	332	921.20	896 943	466	897 409	305 638	323 036	341 163	896 943	305 638	323 036	341 163
2528	MUKUMBANI	VHEMBE	930350019	PRIMARY SCHOOL	2	YES	Yes	22	4	236	921.20	617 186	323	617 510	217 403	229 628	242 514	617 186	217 403	229 628	242 514
2529	MUKUNUNDE	VHEMBE	923310302	PRIMARY SCHOOL	2	YES	Yes	7	3	102	921.20	173 019	508	173 527	93 962	99 246	104 815	173 019	93 962	99 246	104 815
2530	MULANULA	VHEMBE	923311458	PRIMARY SCHOOL	2	YES	Yes	13	2	391	921.20	412 318	1 262	413 581	360 189	390 443	401 792	412 318	360 189	390 443	401 792

No.	Name of school	District	EMIS number	Primary/Secondary Combined	Quintile	No Fee Status	Section 21 Status	Nrof Educators	Nrof non Educators	Nrof Learners	Allocation per learner 2018	Main Appropriation		Adjusted Appropriation 2017/2018		Revised estimate			Medium-term estimates		
												2018	2019	2018	2019	2018	2019	2018	2019	2018	2019
2531	MULAWULI	VHEMBE	9233/10288	PRIMARY SCHOOL	2	YES	Yes	13	8	143	921.20	507 866	1 754	509 620	131 732	139 139	146 947				
2532	MULANGAPHUWA	VHEMBE	9233/10370	PRIMARY SCHOOL	2	YES	Yes	10	4	181	921.20	322 796	1 054	323 850	166 737	176 113	185 996				
2533	MULEDANE	VHEMBE	9933/02201	PRIMARY SCHOOL	2	YES	Yes	18	2	147	921.20	385 634	1 021	386 655	135 416	143 031	151 057				
2534	MULENGA	VHEMBE	9233/10165	SECONDARY SCHOOL	2	YES	Yes	41	6	636	921.20	946 869	179	947 048	585 883	618 828	653 554				
2535	MULIMA	VHEMBE	9303/10349	SECONDARY SCHOOL	2	YES	Yes	10	3	444	921.20	362 393	695	363 088	409 013	432 012	456 254				
2536	MULINDATHAVHA	VHEMBE	9233/10226	PRIMARY SCHOOL	2	YES	Yes	24	11	231	921.20	831 523	363	831 886	212 797	224 763	237 376				
2537	MULWELI	VHEMBE	9233/11649	PRIMARY SCHOOL	2	YES	Yes	34	1	975	921.20	1 004 542	344	1 004 886	898 170	948 675	1 001 910				
2538	MUNAU	VHEMBE	9233/10011	PRIMARY SCHOOL	2	YES	Yes	21	5	775	921.20	602 553	1 394	603 947	713 930	754 075	796 390				
2539	MUNGOMANI	VHEMBE	9233/10141	PRIMARY SCHOOL	2	YES	Yes	14	6	874	921.20	479 460	1 094	480 554	805 129	850 402	888 122				
2540	MUNWAI	VHEMBE	9233/10271	PRIMARY SCHOOL	2	YES	Yes	22	5	345	921.20	513 892	666	514 557	317 814	335 685	354 522				
2541	MURANGONI	VHEMBE	9233/10196	PRIMARY SCHOOL	2	YES	Yes	5	1	283	921.20	88 661	489	89 151	260 700	275 959	290 811				
2542	MURATHO	VHEMBE	9233/10295	PRIMARY SCHOOL	2	YES	Yes	30	5	465	921.20	721 342	380	721 722	428 958	452 445	477 834				
2543	MUROGOLO	VHEMBE	9063/10325	PRIMARY SCHOOL	2	YES	Yes	23	4	165	921.20	479 460	290	479 750	151 998	160 545	169 554				
2544	MUSANDIWA	VHEMBE	9233/10332	PRIMARY SCHOOL	2	YES	Yes	12	5	108	921.20	286 643	1 504	288 147	99 490	105 084	110 981				
2545	MUSEKIWA	VHEMBE	9233/10168	PRIMARY SCHOOL	2	YES	Yes	7	3	255	921.20	132 562	878	133 439	234 906	248 115	262 038				
2546	MUSHAATHONI	VHEMBE	9233/10103	SECONDARY SCHOOL	2	YES	Yes	14	4	445	921.20	429 534	340	429 874	409 934	432 965	457 282				
2547	MUSUNDA	VHEMBE	9233/10066	PRIMARY SCHOOL	2	YES	Yes	8	2	76	921.20	205 729	685	206 413	70 011	73 948	78 098				
2548	MUSWANE	VHEMBE	9233/10028	PRIMARY SCHOOL	2	YES	Yes	16	1	453	921.20	468 270	63	468 333	417 304	440 769	465 903				
2549	MUSWODI	VHEMBE	9233/10202	PRIMARY SCHOOL	2	YES	Yes	17	4	413	921.20	414 901	460	415 361	380 466	401 849	424 399				
2550	MUTANGWANANUGU	VHEMBE	9233/10127	PRIMARY SCHOOL	2	YES	Yes	7	4	326	921.20	222 945	208	223 153	300 311	317 198	334 998				
2551	MUTAVHE	VHEMBE	9233/10035	PRIMARY SCHOOL	2	YES	Yes	15	3	157	921.20	447 611	880	448 491	144 628	152 761	161 333				
2552	MUTELE	VHEMBE	9303/10318	PRIMARY SCHOOL	2	YES	Yes	6	4	141	921.20	189 374	290	189 664	129 889	137 193	144 882				
2553	MUTENDE	VHEMBE	9233/10363	PRIMARY SCHOOL	2	YES	Yes	8	2	419	921.20	222 945	1 050	223 995	385 983	407 687	430 564				
2554	MUTHAMARO	VHEMBE	9233/10424	SECONDARY SCHOOL	2	YES	Yes	7	4	328	921.20	235 856	1 728	237 585	302 154	319 144	337 053				
2555	MUTHUJADINE	VHEMBE	9233/10387	COMBINED SCHOOL	2	YES	Yes	11	3	1664	921.20	338 290	2 363	340 653	1 532 877	1 619 072	1 719 926				
2556	MUTHULI	VHEMBE	9233/10073	PRIMARY SCHOOL	2	YES	Yes	8	2	298	921.20	188 513	953	189 466	274 518	289 954	306 225				
2557	MUTHUNDINNE	VHEMBE	9233/10172	PRIMARY SCHOOL	2	YES	Yes	19	6	186	921.20	541 437	155	541 592	171 343	180 978	191 134				
2558	MUTHURWANA	VHEMBE	9233/10394	SECONDARY SCHOOL	2	YES	Yes	12	5	249	921.20	377 887	2 041	379 928	229 379	242 277	255 872				
2559	MUTITITI	VHEMBE	9233/10233	PRIMARY SCHOOL	2	YES	Yes	6	0	631	921.20	165 272	141	165 412	581 277	613 963	648 416				
2560	MUTSHALINGANA	VHEMBE	9233/10110	PRIMARY SCHOOL	2	YES	Yes	7	3	249	921.20	180 766	647	181 413	229 379	242 277	255 872				

No.	Name of school	District	EMIS number	Primary/Secondary Combined	Quintile	No Fee Status	Section 21 Status	Nr of Educators	Nr of non Educators	Nr of Learners	Allocation per learner 2018	Adjusted Appropriation 2017/2018		Medium-term estimates			
												Main Appropriation	Revised estimate	2018	2019	2020	
2561	MUTSHENZHENI	VHEMBE	928310097	PRIMARY SCHOOL	2	YES	Yes	10	2	119	921.20	266 845	225	267 070	109 623	115 787	122 284
2562	MUTSHETSHE	VHEMBE	928310134	PRIMARY SCHOOL	2	YES	Yes	7	1	565	921.20	73 167	557	73 724	520 478	549 745	580 594
2563	MUTSHIPISI	VHEMBE	928310219	PRIMARY SCHOOL	2	YES	Yes	6	0	855	921.20	175 601	237	175 838	787 626	831 915	878 998
2564	MUTSHUTSHU	VHEMBE	928310059	SECONDARY SCHOOL	2	YES	Yes	32	9	374	921.20	686 050	71	686 121	344 529	363 902	384 322
2565	MUTUWAFHETHU	VHEMBE	930330190	PRIMARY SCHOOL	2	YES	Yes	17	4	748	921.20	525 943	267	526 209	689 068	727 804	788 645
2566	MUUNGADI	VHEMBE	930330282	PRIMARY SCHOOL	2	YES	Yes	6	3	285	921.20	152 380	311	152 671	262 542	277 305	292 866
2567	MUUNGAMUNWE	VHEMBE	930330480	PRIMARY SCHOOL	2	YES	Yes	5	2	843	921.20	147 195	1 506	148 701	776 572	820 239	866 267
2568	MUVHAYHA	VHEMBE	928330350	SECONDARY SCHOOL	2	YES	Yes	2	1	399	921.20	41 318	1 052	42 370	367 559	388 227	410 012
2569	MUVHITSHIKOVHA	VHEMBE	930330107	PRIMARY SCHOOL	2	YES	Yes	6	5	432	921.20	191 095	554	191 650	397 958	420 336	443 923
2570	MUVIMBI	VHEMBE	928330176	PRIMARY SCHOOL	2	YES	Yes	15	1	420	921.20	333 987	361	334 348	386 904	408 660	431 592
2571	MUVAYENI	VHEMBE	928330442	PRIMARY SCHOOL	2	YES	Yes	6	5	286	921.20	202 286	1 113	203 399	263 463	278 278	283 884
2572	MVUDI	VHEMBE	928330206	PRIMARY SCHOOL	2	YES	Yes	5	2	778	921.20	92 965	1 609	94 574	716 894	756 994	789 473
2573	IZAMANI THOMAS	VHEMBE	928330374	PRIMARY SCHOOL	2	YES	Yes	13	6	119	921.20	432 977	214	433 192	109 623	115 787	122 284
2574	NAMADZAVHO	VHEMBE	930330343	SECONDARY SCHOOL	2	YES	Yes	4	0	160	921.20	126 536	683	127 219	147 382	155 680	164 416
2575	NANDONI	VHEMBE	928330015	PRIMARY SCHOOL	2	YES	Yes	7	3	295	921.20	161 829	407	162 236	271 754	287 035	303 142
2576	NANGA	VHEMBE	930330336	PRIMARY SCHOOL	2	YES	Yes	4	1	149	921.20	116 207	1 130	117 336	137 259	144 977	153 112
2577	NDADZO	VHEMBE	930330367	SECONDARY SCHOOL	2	YES	Yes	23	1	901	921.20	571 565	846	572 411	830 001	876 673	925 868
2578	NDAYENI	VHEMBE	928330121	PRIMARY SCHOOL	2	YES	Yes	17	3	33	921.20	445 028	655	445 684	30 400	32 109	33 911
2579	NDALAMO	VHEMBE	930332356	SECONDARY SCHOOL	2	YES	Yes	7	3	99	921.20	218 641	798	219 439	91 199	96 327	101 732
2580	NDIDVHANI	VHEMBE	928330183	PRIMARY SCHOOL	2	YES	Yes	27	2	235	921.20	834 966	914	835 880	216 482	228 655	241 486
2581	NDIKANDAFHI	VHEMBE	928330329	PRIMARY SCHOOL	2	YES	Yes	20	10	192	921.20	626 655	1 896	628 551	176 870	186 816	197 239
2582	NDLHAVHEYA	VHEMBE	930330312	PRIMARY SCHOOL	2	YES	Yes	22	2	633	921.20	775 572	888	776 460	583 120	615 909	650 471
2583	NGALAVHANI	VHEMBE	928330114	PRIMARY SCHOOL	2	YES	Yes	9	3	129	921.20	288 385	221	288 985	118 835	125 517	132 960
2584	NGHEZIMANI	VHEMBE	928330381	SECONDARY SCHOOL	2	YES	Yes	9	2	489	921.20	235 856	624	236 480	450 467	475 797	502 496
2585	NGHOMUNGHOMU	VHEMBE	930330305	PRIMARY SCHOOL	2	YES	Yes	13	4	403	921.20	400 267	48	400 316	371 244	392 119	414 123
2586	NGUDZA	VHEMBE	928330084	PRIMARY SCHOOL	2	YES	Yes	7	2	236	921.20	155 803	582	156 385	217 403	229 628	242 514
2587	NGULA	VHEMBE	928330275	SECONDARY SCHOOL	2	YES	Yes	4	3	414	921.20	85 218	466	85 684	381 377	402 822	425 426
2588	NGWENANI	VHEMBE	928330459	PRIMARY SCHOOL	2	YES	Yes	10	0	294	921.20	223 805	1 151	224 956	270 833	286 062	302 114
2589	NHOMBELANI	VHEMBE	930330046	PRIMARY SCHOOL	2	YES	Yes	20	1	271	921.20	487 207	548	487 755	249 645	263 683	278 480
2590	NIANI	VHEMBE	928330138	SECONDARY SCHOOL	2	YES	Yes	3	2	497	921.20	77 471	963	78 425	457 838	483 891	510 717

No.	Name of school	District	EMIS number	Primary/Secondary Combined	Quintile	No Fee Status	Section 21 Status	Nrof Educators	Nrof non Educators	Nrof Learners	Allocation per-learner 2018	2017/2018		Medium-term estimates			
												Main Appropriation	Adjusted Appropriation	Revised estimate	2018	2019	2020
2591	NKANDZIYI	VHEMBE	930330145	PRIMARY SCHOOL	2	YES	Yes	13	4	465	921.20	388 216	176	388 393	428 338	452 445	477 834
2592	NKATINI	VHEMBE	928330404	SECONDARY SCHOOL	2	YES	Yes	14	5	407	921.20	383 052	1 466	384 517	374 928	396 011	418 233
2593	NKHAVI	VHEMBE	930330251	PRIMARY SCHOOL	2	YES	Yes	10	4	186	921.20	274 592	218	274 810	171 343	180 378	191 134
2594	NKONENI	VHEMBE	928330152	SECONDARY SCHOOL	2	YES	Yes	5	3	104	921.20	107 599	531	108 130	95 805	101 192	106 870
2595	NKUZANA	VHEMBE	928330077	PRIMARY SCHOOL	2	YES	Yes	4	1	486	921.20	116 207	689	116 906	447 703	472 878	489 414
2596	NINDAMULELENI	VHEMBE	9303302370	SECONDARY SCHOOL	2	YES	Yes	13	5	867	921.20	364 975	884	365 809	798 680	843 591	880 929
2597	NINDWAMIBI	VHEMBE	930330428	PRIMARY SCHOOL	2	YES	Yes	12	2	195	921.20	315 910	437	316 347	179 634	189 735	200 382
2598	NINDWELVENI	VHEMBE	928330289	SECONDARY SCHOOL	2	YES	Yes	46	12	293	921.20	1 465 065	1 310	1 466 375	269 912	285 089	301 087
2599	NTEVEDZENI	VHEMBE	928330916	SECONDARY SCHOOL	2	YES	Yes	10	2	118	921.20	280 618	227	280 844	108 702	114 814	121 257
2600	NTHABALALA	VHEMBE	928330640	PRIMARY SCHOOL	2	YES	Yes	6	4	129	921.20	158 385	1 384	159 780	118 835	125 517	132 560
2601	NTHAVENI	VHEMBE	928330961	SECONDARY SCHOOL	2	YES	Yes	14	0	415	921.20	244 464	1 100	245 565	382 288	403 795	426 454
2602	NTODENI	VHEMBE	928330824	SECONDARY SCHOOL	2	YES	Yes	13	0	425	921.20	544 019	344	544 364	391 510	413 525	436 730
2603	NTSENDZENI	VHEMBE	928330626	SECONDARY SCHOOL	2	YES	Yes	10	3	415	921.20	222 084	242	222 325	382 288	403 795	426 454
2604	NTSHUXI	VHEMBE	928330817	COMBINED SCHOOL	2	YES	Yes	6	2	242	921.20	103 295	1 691	104 985	222 930	235 466	248 679
2605	NTSUMBEDZENI	VHEMBE	928330695	PRIMARY SCHOOL	2	YES	Yes	15	3	330	921.20	445 889	426	446 316	303 966	321 090	339 108
2606	NWA.MHANDZI	VHEMBE	928330664	PRIMARY SCHOOL	2	YES	Yes	21	7	275	921.20	709 291	638	709 929	253 330	267 575	282 590
2607	NWAMBEDI	VHEMBE	928330794	PRIMARY SCHOOL	2	YES	Yes	16	1	157	921.20	380 469	622	381 091	144 628	152 761	161 333
2608	NWANEDI	VHEMBE	928331957	PRIMARY SCHOOL	2	YES	Yes	21	9	122	921.20	656 783	1 128	657 910	112 386	118 706	125 367
2609	NWARDI	VHEMBE	928330655	SECONDARY SCHOOL	2	YES	Yes	10	2	427	921.20	265 994	1 472	267 466	393 362	415 471	438 785
2610	NWELI	VHEMBE	928330565	PRIMARY SCHOOL	2	YES	Yes	18	5	214	921.20	723 924	1 831	725 756	197 137	208 222	219 906
2611	NXANGUYINTSHWA	VHEMBE	928330572	PRIMARY SCHOOL	2	YES	Yes	18	1	458	921.20	395 103	1 371	396 474	421 910	445 634	470 641
2612	NYADZANI	VHEMBE	928330589	SECONDARY SCHOOL	2	YES	Yes	10	6	324	921.20	437 281	307	437 888	298 469	315 252	332 942
2613	NYAHANELANI	VHEMBE	9983304207	PRIMARY SCHOOL	2	YES	Yes	12	4	364	921.20	374 444	315	374 759	335 317	354 172	374 046
2614	NYAMULIWANI	VHEMBE	928330923	PRIMARY SCHOOL	2	YES	Yes	11	2	377	921.20	254 794	4 477	259 271	347 292	366 821	387 405
2615	NYATEMA	VHEMBE	928330671	PRIMARY SCHOOL	2	YES	Yes	22	9	575	921.20	661 948	1 579	663 927	529 690	559 475	590 870
2616	NYAVANI	VHEMBE	928330725	PRIMARY SCHOOL	2	YES	Yes	6	2	420	921.20	132 582	712	133 274	386 304	408 660	431 592
2617	NZMELULE	VHEMBE	928330718	PRIMARY SCHOOL	2	YES	Yes	9	4	376	921.20	272 010	1 489	273 499	346 371	365 948	386 378
2618	ONGEDAGHT	VHEMBE	928330541	SECONDARY SCHOOL	2	YES	Yes	5	0	228	921.20	111 903	1 289	113 192	210 034	221 844	234 293
2619	PATRICK RAMAANO	VHEMBE	928330978	SECONDARY SCHOOL	2	YES	Yes	36	1	2085	921.20	915 020	1 516	916 536	1 920 702	2 028 705	2 142 546
2620	PENBUNUKA	VHEMBE	928330602	PRIMARY SCHOOL	2	YES	Yes	1	2	237	921.20	28 791	2 909	31 700	218 324	230 601	243 541

No.	Name of school	District	EMIS number	Primary Secondary Combined	Quintile	No Fee Status	Section 21 Status	Nr of Educators	Nr of non Educators	Nr of Learners	Allocation per learner 2018	2017/2018		Medium-term estimates			
												Main Appropriation	Adjusted Appropriation	Revised estimate	2018	2019	2020
2621	PENIGHOTSA	VHEMBE	928330633	SECONDARY SCHOOL	2	YES	Yes	5	2	102	921.20	98 130	202	98 332	93 962	99 246	104 815
2622	PETAMUKANDA	VHEMBE	928330688	PRIMARY SCHOOL	2	YES	Yes	8	0	1084	921.20	201 425	966	202 391	998 581	1 054 732	1 113 918
2623	PFANO	VHEMBE	928330800	PRIMARY SCHOOL	2	YES	Yes	6	2	253	921.20	160 968	1 079	162 047	233 064	246 169	259 983
2624	PFLUMBADA	VHEMBE	928330596	PRIMARY SCHOOL	2	YES	Yes	17	4	190	921.20	529 386	254	529 640	175 028	184 870	195 244
2625	PFLUMELANI	VHEMBE	928330947	PRIMARY SCHOOL	2	YES	Yes	4	1	405	921.20	95 548	420	95 968	373 086	394 065	416 178
2626	PHARANI	VHEMBE	928330882	PRIMARY SCHOOL	2	YES	Yes	23	7	634	921.20	435 560	420	435 980	584 041	616 882	651 498
2627	PHATIMA	VHEMBE	928330930	PRIMARY SCHOOL	2	YES	Yes	10	2	569	921.20	361 532	1 292	362 823	524 163	553 637	584 704
2628	PHININI	VHEMBE	930310463	PRIMARY SCHOOL	2	YES	Yes	9	1	505	921.20	208 311	817	209 128	465 206	491 365	518 938
2629	PHIPHIDI	VHEMBE	928310738	PRIMARY SCHOOL	2	YES	Yes	13	2	190	921.20	501 841	559	502 399	175 028	184 870	195 244
2630	PHIRIPHIRI	VHEMBE	930310646	SECONDARY SCHOOL	2	YES	Yes	10	3	523	921.20	242 743	464	243 207	481 788	508 879	537 435
2631	PHOPHI	VHEMBE	928310622	SECONDARY SCHOOL	2	YES	Yes	8	2	248	921.20	223 805	693	224 498	228 459	241 304	254 845
2632	PHOTANI	VHEMBE	930310516	SECONDARY SCHOOL	2	YES	Yes	16	3	511	921.20	457 940	321	458 262	470 733	497 203	525 104
2633	PILE	VHEMBE	928310509	PRIMARY SCHOOL	2	YES	Yes	14	4	294	921.20	406 293	571	406 864	270 833	286 062	302 114
2634	RABALI	VHEMBE	930310486	PRIMARY SCHOOL	2	YES	Yes	13	2	736	921.20	383 912	407	384 320	678 003	716 128	756 314
2635	RADZAMBO	VHEMBE	930310691	SECONDARY SCHOOL	2	YES	Yes	9	0	149	921.20	153 221	1 390	154 611	137 259	144 977	153 112
2636	RADZILANI	VHEMBE	928311533	PRIMARY SCHOOL	2	YES	Yes	6	0	336	921.20	98 991	594	99 885	309 523	326 928	345 274
2637	RALIPHASIVA	VHEMBE	928310684	PRIMARY SCHOOL	2	YES	Yes	10	4	705	921.20	389 938	680	390 616	649 446	685 965	724 458
2638	RALSON TSHINWANE	VHEMBE	930310547	SECONDARY SCHOOL	2	YES	Yes	28	5	634	921.20	775 572	109	775 681	584 041	616 882	651 498
2639	RALLOMBE	VHEMBE	928310721	SECONDARY SCHOOL	2	YES	Yes	8	3	203	921.20	178 184	710	178 893	187 004	197 519	208 603
2640	RALUTHAGA	VHEMBE	928310585	PRIMARY SCHOOL	2	YES	Yes	15	0	282	921.20	288 365	853	289 217	259 778	274 368	289 783
2641	RALUVHIMBA	VHEMBE	928310592	SECONDARY SCHOOL	2	YES	Yes	7	0	240	921.20	171 297	775	172 072	221 088	233 520	246 624
2642	RAMABULANA	VHEMBE	930310554	SECONDARY SCHOOL	2	YES	Yes	4	3	262	921.20	120 511	475	120 985	241 354	254 926	269 231
2643	RAMALIGELA	VHEMBE	930310639	PRIMARY SCHOOL	2	YES	Yes	21	4	114	921.20	377 887	582	378 469	105 017	110 922	117 146
2644	RAMASHA	VHEMBE	928311540	SECONDARY SCHOOL	2	YES	Yes	14	6	372	921.20	395 963	113	396 077	342 866	361 966	382 267
2645	RAMAUBA	VHEMBE	931340982	SECONDARY SCHOOL	2	YES	Yes	18	3	291	921.20	365 836	1 388	367 224	268 069	283 143	299 032
2646	RAMUDA	VHEMBE	931340988	SECONDARY SCHOOL	2	YES	Yes	10	3	403	921.20	215 198	473	215 670	371 244	392 119	414 123
2647	RAMUGONDO	VHEMBE	931340197	SECONDARY SCHOOL	2	YES	Yes	8	2	157	921.20	259 098	269	259 367	144 628	152 761	161 333
2648	RAMUSHASHA	VHEMBE	931340050	PRIMARY SCHOOL	2	YES	Yes	9	2	363	921.20	244 464	103	244 567	334 396	353 199	373 019
2649	RASILA	VHEMBE	931340875	SECONDARY SCHOOL	2	YES	Yes	4	7	340	921.20	142 891	552	143 443	313 208	330 920	349 384
2650	RASIVHETSHELE	VHEMBE	931340029	PRIMARY SCHOOL	2	YES	Yes	4	1	812	921.20	105 016	431	105 447	748 014	790 076	834 411

No.	Name of school	District	EMIS number	Primary/Secondary Combined	Quintile	No Fee Status	Section 21 Status	Nrof Educators	Nrof non Educators	Nrof Learners	Allocation per learner 2018	2017/2018		Medium-term estimates			
												Main Appropriation	Adjusted Appropriation	Revised estimate	2018	2019	2020
2651	RATSHIBUJMO	VHEMBE	931340036	SECONDARY SCHOOL	2	YES	Yes	16	4	764	921.20	392 520	483	383 003	703 797	743 372	785 086
2652	RATSHIEDANA	VHEMBE	931340043	PRIMARY SCHOOL	2	YES	Yes	7	0	247	921.20	185 070	208	185 278	227 536	240 331	253 817
2653	RATSHIKWEKWE	VHEMBE	931340203	SECONDARY SCHOOL	2	YES	Yes	14	5	332	921.20	387 396	676	388 032	305 838	323 068	341 163
2654	RATSHILUMELA	VHEMBE	931341008	SECONDARY SCHOOL	2	YES	Yes	11	1	211	921.20	315 910	813	316 723	194 373	205 303	216 824
2655	RATSHISASE	VHEMBE	931340180	SECONDARY SCHOOL	2	YES	Yes	8	1	1147	921.20	312 467	292	312 759	1 056 616	1 116 031	1 178 657
2656	RATSHITANGA	VHEMBE	931340173	PRIMARY SCHOOL	2	YES	Yes	12	2	647	921.20	314 188	250	314 438	596 016	629 531	664 857
2657	RAVHUHALI	VHEMBE	931340166	SECONDARY SCHOOL	2	YES	Yes	15	5	232	921.20	503 562	533	504 096	213 718	225 736	238 403
2658	RAVHURA	VHEMBE	931340159	PRIMARY SCHOOL	2	YES	Yes	11	7	152	921.20	336 569	1 285	337 854	140 022	147 896	156 195
2659	REMBULIWANI	VHEMBE	931340142	PRIMARY SCHOOL	2	YES	Yes	11	3	149	921.20	311 606	380	311 896	137 259	144 977	153 112
2660	RENAISSANCE	VHEMBE	931341138	SECONDARY SCHOOL	2	YES	Yes	12	3	1017	921.20	286 643	1 000	287 643	936 860	989 541	1 046 069
2661	RHABELA	VHEMBE	919341897	SECONDARY SCHOOL	2	YES	Yes	72	10	168	921.20	1 885 991	344	1 886 335	154 762	163 464	172 637
2662	RHANGANI	VHEMBE	931340111	PRIMARY SCHOOL	2	YES	Yes	7	2	615	921.20	196 280	609	196 869	586 538	598 395	631 974
2663	RIPAMBETA	VHEMBE	931341121	SECONDARY SCHOOL	2	YES	Yes	6	2	1350	921.20	156 664	355	157 019	1 243 620	1 313 560	1 387 260
2664	RIPINDZI	VHEMBE	931340104	PRIMARY SCHOOL	2	YES	Yes	25	6	436	921.20	860 790	269	861 059	401 643	424 228	448 034
2665	RISANA	VHEMBE	993030202	PRIMARY SCHOOL	2	YES	Yes	8	3	366	921.20	220 362	796	221 158	339 002	358 064	378 157
2666	RIVERPLAATS	VHEMBE	931340088	PRIMARY SCHOOL	2	YES	Yes	6	1	327	921.20	166 993	804	167 798	301 232	318 171	336 025
2667	RIVONINGO	VHEMBE	931340081	PRIMARY SCHOOL	2	YES	Yes	9	3	613	921.20	298 694	508	299 202	564 696	596 449	629 919
2668	RIVUBYE	VHEMBE	931341015	SECONDARY SCHOOL	2	YES	Yes	16	8	717	921.20	529 386	905	530 291	660 500	697 641	736 789
2669	RUSSEL BUNGENI	VHEMBE	931340074	SECONDARY SCHOOL	2	YES	Yes	14	5	764	921.20	480 321	294	480 615	703 797	743 372	785 086
2670	S.D.W. IXUMALO	VHEMBE	931340067	SECONDARY SCHOOL	2	YES	Yes	14	4	475	921.20	446 750	762	447 512	437 570	462 175	488 110
2671	SAM MAVHINA	VHEMBE	931341190	SECONDARY SCHOOL	2	YES	Yes	5	1	340	921.20	174 740	523	175 263	313 208	330 620	349 384
2672	SANE	VHEMBE	931341022	PRIMARY SCHOOL	2	YES	Yes	20	4	191	921.20	486 346	1 266	487 613	175 949	185 843	196 272
2673	SEDZILUSANI	VHEMBE	930351043	PRIMARY SCHOOL	2	YES	Yes	13	0	332	921.20	230 692	695	231 387	305 638	323 068	341 163
2674	SENDEZA	VHEMBE	930351128	PRIMARY SCHOOL	2	YES	Yes	19	4	314	921.20	430 395	622	431 017	289 257	305 522	322 666
2675	SHAKADZA	VHEMBE	930351135	PRIMARY SCHOOL	2	YES	Yes	8	5	339	921.20	241 882	395	242 277	312 287	329 847	348 356
2676	SHANDUKANI	VHEMBE	930351449	PRIMARY SCHOOL	2	YES	Yes	19	7	309	921.20	638 706	1 399	640 105	284 651	300 657	317 528
2677	SHAVHANI	VHEMBE	930351142	PRIMARY SCHOOL	2	YES	Yes	7	2	373	921.20	156 385	1 359	159 744	343 608	362 929	383 295
2678	SHESHE	VHEMBE	930351693	PRIMARY SCHOOL	2	YES	Yes	10	2	112	921.20	307 302	1 161	308 463	103 174	108 976	115 091
2679	SHIBANGWA	VHEMBE	930351166	PRIMARY SCHOOL	2	YES	Yes	19	9	445	921.20	637 845	830	638 675	409 934	432 985	457 282
2680	SHIGALO	VHEMBE	930351180	PRIMARY SCHOOL	2	YES	Yes	33	1	986	921.20	745 444	1 113	746 557	908 303	959 378	1 013 214

No.	Name of school	District	EMIS number	Primary/Secondary Combined	Quintile	No Fee Status	Section 21 Status	Nr of Educators	Nr of non Educators	Nr of Learners	Allocation per learner 2018	Main Appropriation		Adjusted Appropriation 2017/2018		Revised estimate		Medium-term estimates	
												2018	2019	2018	2019	2018	2019	2018	2019
2681	SHIGAWANI	VHEMBE	930351456	SECONDARY SCHOOL	2	YES	Yes	14	2	258	921.20	228 970	706	229 676	237 670	251 034	265 121		
2682	SHIGOMBE	VHEMBE	928331179	PRIMARY SCHOOL	2	YES	Yes	6	3	537	921.20	210 894	704	211 597	494 684	522 501	551 821		
2683	SHIHLOBENI	VHEMBE	928331216	PRIMARY SCHOOL	2	YES	Yes	11	2	528	921.20	281 478	1 846	283 324	486 394	513 744	542 573		
2684	SHIKATSA	VHEMBE	928331162	PRIMARY SCHOOL	2	YES	Yes	9	1	249	921.20	252 211	326	252 537	229 379	242 277	255 872		
2685	SHIKUNDU	VHEMBE	906331094	SECONDARY SCHOOL	2	YES	Yes	3	2	1085	921.20	99 852	351	100 202	999 502	1 055 705	1 114 946		
2686	SHILUNGWA	VHEMBE	931331223	PRIMARY SCHOOL	2	YES	Yes	13	4	647	921.20	345 177	2 354	347 531	596 016	629 531	664 657		
2687	SHIAMIBANI	VHEMBE	912331056	PRIMARY SCHOOL	2	YES	Yes	12	4	952	921.20	200 618	1 147	281 764	876 982	926 296	978 275		
2688	SHINGUWA	VHEMBE	928331469	SECONDARY SCHOOL	2	YES	Yes	18	5	704	921.20	457 079	869	457 949	648 525	694 982	723 430		
2689	SHIRILELE	VHEMBE	928331308	SECONDARY SCHOOL	2	YES	Yes	10	4	792	921.20	178 184	887	179 080	729 590	770 616	813 859		
2690	SHITACHI	VHEMBE	906332842	PRIMARY SCHOOL	2	YES	Yes	10	2	407	921.20	297 833	1 812	299 646	374 928	396 011	418 233		
2691	SHITLANGOMA	VHEMBE	993304303	SECONDARY SCHOOL	2	YES	Yes	12	2	287	921.20	327 961	2 037	329 998	264 384	279 251	294 921		
2692	SHONDONI	VHEMBE	931331155	SECONDARY SCHOOL	2	YES	Yes	20	6	139	921.20	684 328	3 585	687 913	128 047	135 247	142 836		
2693	SHURA	VHEMBE	928331049	PRIMARY SCHOOL	2	YES	Yes	26	5	428	921.20	701 544	1 218	702 762	394 274	416 444	439 813		
2694	SHAMBE	VHEMBE	928331230	PRIMARY SCHOOL	2	YES	Yes	7	2	554	921.20	219 501	2 295	221 797	510 345	539 042	569 290		
2695	SIGIVHULUMU	VHEMBE	928331462	PRIMARY SCHOOL	2	YES	Yes	15	4	235	921.20	366 697	500	367 196	216 482	228 655	241 486		
2696	SIKHWHYHILU	VHEMBE	906332516	PRIMARY SCHOOL	2	YES	Yes	9	1	547	921.20	213 476	1 573	215 049	503 896	532 231	562 097		
2697	SILEMALE	VHEMBE	912331117	SECONDARY SCHOOL	2	YES	Yes	32	10	814	921.20	888 335	1 126	889 461	749 857	792 022	836 466		
2698	SILQAM	VHEMBE	928331490	PRIMARY SCHOOL	2	YES	Yes	20	1	906	921.20	540 576	886	541 462	834 607	881 538	931 006		
2699	SINTHUMULE	VHEMBE	928331384	SECONDARY SCHOOL	2	YES	Yes	7	3	1444	921.20	180 766	914	181 679	1 330 213	1 405 012	1 483 854		
2700	SINUGANI	VHEMBE	928331292	SECONDARY SCHOOL	2	YES	Yes	5	0	393	921.20	141 170	139	141 308	362 032	382 389	403 847		
2701	SITHUMANI	VHEMBE	928331183	PRIMARY SCHOOL	2	YES	Yes	5	8	336	921.20	131 701	1 068	132 759	309 523	326 928	345 274		
2702	SIWADAWADA	VHEMBE	928331254	PRIMARY SCHOOL	2	YES	Yes	14	0	184	921.20	687 771	1 155	688 926	169 501	179 032	189 078		
2703	SKHOSANA	VHEMBE	928331285	PRIMARY SCHOOL	2	YES	Yes	8	3	433	921.20	160 107	903	161 010	398 880	421 309	444 951		
2704	SOLOMON MAELULA	VHEMBE	928332202	SECONDARY SCHOOL	2	YES	Yes	15	4	382	921.20	532 829	1 596	534 425	351 898	371 886	392 543		
2705	ST. SCHOLASTICA	VHEMBE	931331346	PRIMARY SCHOOL	2	YES	Yes	46	8	384	921.20	1 193 055	1 777	1 194 832	353 741	373 632	394 598		
2706	SUKUMANI KUNDANI	VHEMBE	931331209	SECONDARY SCHOOL	2	YES	Yes	13	1	163	921.20	362 393	334	362 726	150 156	158 599	167 499		
2707	SUNDANI	VHEMBE	906331131	PRIMARY SCHOOL	2	YES	Yes	10	3	227	921.20	304 720	689	305 408	209 112	220 871	233 265		
2708	SUNDUZA	VHEMBE	928332691	PRIMARY SCHOOL	2	YES	Yes	11	5	642	921.20	284 061	118	284 178	591 410	624 666	659 719		
2709	SVGOBANI	VHEMBE	928331841	SECONDARY SCHOOL	2	YES	Yes	16	4	205	921.20	514 752	124	514 876	188 846	199 465	210 658		
2710	SVONGOZWI	VHEMBE	928332622	SECONDARY SCHOOL	2	YES	Yes	29	7	451	921.20	725 646	107	725 753	415 461	438 823	463 448		

No.	Name of school	District	EMIS number	Primary/Secondary Combined	Quintile	No Fee Status	Section 21 Status	Nrof Educators	Nrof non Educators	Nrof Learners	Allocation per learner 2018	2017/2018		Medium-term estimates			
												Main Appropriation	Adjusted Appropriation	Revised estimate	2018	2019	2020
2711	TAKALANI -2	WHEMBE	928331858	PRIMARY SCHOOL	2	YES	Yes	26	6	169	921.20	704 126	706	704 832	155 683	164 437	173 664
2712	THAMBATSHIRA	WHEMBE	928331827	SECONDARY SCHOOL	2	YES	Yes	13	3	205	921.20	487 207	622	487 829	188 846	199 465	210 658
2713	THAMBISA	WHEMBE	928331889	SECONDARY SCHOOL	2	YES	Yes	14	1	750	921.20	234 135	727	234 861	690 900	729 750	770 700
2714	THATHE	WHEMBE	928331759	SECONDARY SCHOOL	2	YES	Yes	9	2	189	921.20	163 550	1 296	164 846	174 107	183 897	194 216
2715	THEZENZI	WHEMBE	928331780	PRIMARY SCHOOL	2	YES	Yes	7	3	238	921.20	297 833	183	298 027	219 246	231 574	244 569
2716	THINASHAKA	WHEMBE	928331865	SECONDARY SCHOOL	2	YES	Yes	10	5	535	921.20	249 629	878	250 507	492 842	520 555	549 766
2717	THIVHILALELI	WHEMBE	928331896	SECONDARY SCHOOL	2	YES	Yes	13	0	710	921.20	301 277	853	302 129	654 052	690 830	729 596
2718	THIVHULAWI RUDZANI	WHEMBE	902332707	PRIMARY SCHOOL	2	YES	Yes	10	2	190	921.20	295 112	2 386	298 497	175 028	184 870	195 244
2719	THOMANI	WHEMBE	928331742	PRIMARY SCHOOL	2	YES	Yes	9	3	472	921.20	309 884	508	310 393	434 806	459 256	485 027
2720	THOMAS NTSHAVHENI	WHEMBE	928331834	PRIMARY SCHOOL	2	YES	Yes	5	2	397	921.20	97 289	930	98 200	365 716	386 281	407 957
2721	THONONDA	WHEMBE	902331711	PRIMARY SCHOOL	2	YES	Yes	12	5	418	921.20	398 546	935	399 480	385 062	406 714	429 537
2722	THONZWE	WHEMBE	928331674	PRIMARY SCHOOL	2	YES	Yes	26	1	243	921.20	888 335	1 145	889 480	223 852	236 439	249 707
2723	THUSALUSHAKA	WHEMBE	928331636	SECONDARY SCHOOL	2	YES	Yes	9	5	154	921.20	219 501	544	220 045	141 865	149 842	158 250
2724	THWALUMA	WHEMBE	928331803	SECONDARY SCHOOL	2	YES	Yes	15	4	396	921.20	468 270	559	468 828	364 795	385 308	406 830
2725	TIMOTHY TSHIBVUMO	WHEMBE	928331681	PRIMARY SCHOOL	2	YES	Yes	16	3	69	921.20	463 105	569	463 674	63 563	67 137	70 904
2726	TINYIKO	WHEMBE	993304402	PRIMARY SCHOOL	2	YES	Yes	9	2	308	921.20	210 894	2 174	213 067	283 730	299 684	316 501
2727	TITRHELENI	WHEMBE	928332646	PRIMARY SCHOOL	2	YES	Yes	42	6	412	921.20	945 147	401	945 549	379 534	400 876	423 371
2728	TIVANANI	WHEMBE	928331766	PRIMARY SCHOOL	2	YES	Yes	18	3	860	921.20	561 235	1 157	562 392	792 232	836 780	883 736
2729	TIVONLENI	WHEMBE	90532853	PRIMARY SCHOOL	2	YES	Yes	27	2	511	921.20	823 776	340	824 116	470 733	497 203	525 104
2730	TIYANI	WHEMBE	928331650	SECONDARY SCHOOL	2	YES	Yes	27	16	727	921.20	637 845	903	638 746	669 712	707 371	747 065
2731	TIYISELANI	WHEMBE	92832639	PRIMARY SCHOOL	2	YES	Yes	28	5	470	921.20	717 899	78	717 977	432 964	457 310	482 972
2732	TLANGELANI	WHEMBE	928332318	PRIMARY SCHOOL	2	YES	Yes	10	3	298	921.20	289 225	972	290 198	274 518	289 954	306 225
2733	TLHELANI	WHEMBE	928332127	PRIMARY SCHOOL	2	YES	Yes	10	6	508	921.20	229 831	1 140	230 971	467 970	494 284	522 021
2734	TODANI	WHEMBE	928332035	SECONDARY SCHOOL	2	YES	Yes	11	4	811	921.20	359 810	1 264	361 074	747 093	789 103	833 384
2735	TONDALUSHAKA	WHEMBE	928332103	SECONDARY SCHOOL	2	YES	Yes	17	1	520	921.20	465 687	1 523	467 210	479 024	505 960	534 352
2736	TONDANI	WHEMBE	928332578	PRIMARY SCHOOL	2	YES	Yes	7	3	569	921.20	222 945	515	223 459	524 163	553 637	584 704
2737	TSHABVUMA	WHEMBE	928332042	PRIMARY SCHOOL	2	YES	Yes	16	5	99	921.20	474 295	2 090	476 385	91 199	96 327	101 732
2738	TSHADAMA	WHEMBE	928332172	SECONDARY SCHOOL	2	YES	Yes	40	20	602	921.20	725 646	893	726 538	554 562	585 746	618 615
2739	TSHADZUME	WHEMBE	92832080	PRIMARY SCHOOL	2	YES	Yes	24	6	998	921.20	742 862	1 268	744 130	919 358	971 054	1 025 545
2740	TSHAKANDE	WHEMBE	928332288	PRIMARY SCHOOL	2	YES	Yes	47	7	167	921.20	1 006 264	704	1 006 967	153 840	162 491	171 609

No.	Name of school	District	EMIS number	Primary/Secondary Combined	Quintile	No Fee Status	Section 21 Status	Nr of Educators	Nr of non Educators	Nr of Learners	Allocation per learner 2018	Main Appropriation		Adjusted Appropriation 2017/2018	Revised estimate	Medium-term estimates	
												2018	2019			2018	2019
2741	TSHAKHUMA	VHEMBE	928334509	PRIMARY SCHOOL	2	YES	Yes	15	3	182	921.20	384.773	979	385.752	167.658	177.086	187.023
2742	TSHALA	VHEMBE	928331971	SECONDARY SCHOOL	2	YES	Yes	11	1	294	921.20	271.174	945	278.119	270.833	286.062	302.114
2743	TSHAMAKWATINI	VHEMBE	928332219	SECONDARY SCHOOL	2	YES	Yes	5	3	650	921.20	162.689	1651	164.340	598.780	632.450	667.940
2744	TSHAWANI	VHEMBE	928332011	PRIMARY SCHOOL	2	YES	Yes	12	4	264	921.20	369.279	594	369.873	243.197	256.872	271.286
2745	TSHAMISEKA	VHEMBE	928332110	PRIMARY SCHOOL	2	YES	Yes	16	5	435	921.20	386.495	1.357	387.851	400.722	423.255	447.006
2746	TSHAMULUNGWI	VHEMBE	928332257	PRIMARY SCHOOL	2	YES	Yes	13	3	241	921.20	346.038	3.104	349.141	222.009	234.483	247.652
2747	TSHAMUTSHEDZI	VHEMBE	993304501	PRIMARY SCHOOL	2	YES	Yes	9	2	241	921.20	154.081	414	154.495	222.009	234.483	247.652
2748	TSHANDAMA	VHEMBE	928332332	PRIMARY SCHOOL	2	YES	Yes	7	3	621	921.20	191.095	431	191.526	572.065	604.233	638.140
2749	TSHANOVA	VHEMBE	928332592	PRIMARY SCHOOL	2	YES	Yes	21	5	200	921.20	542.298	1.086	543.394	184.240	194.600	205.520
2750	TSHAPASHA	VHEMBE	906332066	PRIMARY SCHOOL	2	YES	Yes	10	2	187	921.20	149.777	1.399	151.176	172.264	181.951	192.161
2751	TSHAPINDA	VHEMBE	928332349	PRIMARY SCHOOL	2	YES	Yes	14	6	456	921.20	446.750	277	447.027	420.067	443.688	468.996
2752	TSHAROTHA	VHEMBE	928332295	PRIMARY SCHOOL	2	YES	Yes	5	4	22	921.20	143.752	1.447	145.199	20.266	21.406	22.607
2753	TSHALLU	VHEMBE	928311090	PRIMARY SCHOOL	2	YES	Yes	9	1	245	921.20	185.931	151	186.082	225.694	238.385	251.762
2754	TSHAHADINDA	VHEMBE	928311144	PRIMARY SCHOOL	2	YES	Yes	25	0	251	921.20	670.555	250	670.805	231.221	244.223	257.928
2755	TSHENZHELANI	VHEMBE	928311168	PRIMARY SCHOOL	2	YES	Yes	10	1	78	921.20	197.121	332	197.453	71.854	75.894	80.153
2756	TSHIAKHATHO	VHEMBE	928311359	PRIMARY SCHOOL	2	YES	Yes	6	1	386	921.20	192.817	569	193.386	357.428	377.524	398.709
2757	TSHIANANE	VHEMBE	928311373	SECONDARY SCHOOL	2	YES	Yes	23	0	403	921.20	529.396	1.010	530.396	371.244	392.119	414.123
2758	TSHIAVHA	VHEMBE	928311380	PRIMARY SCHOOL	2	YES	Yes	28	3	284	921.20	669.695	2.423	672.118	261.621	276.332	291.838
2759	TSHIAWELO	VHEMBE	928311328	PRIMARY SCHOOL	2	YES	Yes	5	0	370	921.20	155.803	212	156.015	340.844	360.010	380.212
2760	TSHIDIBINI	VHEMBE	928311175	SECONDARY SCHOOL	2	YES	Yes	11	2	367	921.20	370.140	920	371.060	338.080	357.091	377.129
2761	TSHIDONGOLOLWE	VHEMBE	928311182	PRIMARY SCHOOL	2	YES	Yes	11	4	363	921.20	356.367	626	356.993	334.996	353.199	373.019
2762	TSHIDZINI	VHEMBE	928311199	PRIMARY SCHOOL	2	YES	Yes	14	5	373	921.20	364.975	160	365.135	343.608	362.929	383.295
2763	TSHIDZIVHE	VHEMBE	928311206	PRIMARY SCHOOL	2	YES	Yes	8	2	172	921.20	215.198	273	215.471	158.446	167.368	176.747
2764	TSHIEUJEMU	VHEMBE	928311206	SECONDARY SCHOOL	2	YES	Yes	12	0	561	921.20	168.715	263	168.977	516.793	545.853	576.484
2765	TSHIENDELU	VHEMBE	928311397	PRIMARY SCHOOL	2	YES	Yes	17	5	224	921.20	488.088	531	488.599	206.349	217.952	230.182
2766	TSHIFHANDE	VHEMBE	928311311	PRIMARY SCHOOL	2	YES	Yes	4	1	85	921.20	49.926	624	50.550	78.302	82.705	87.346
2767	TSHIFHATANI	VHEMBE	928311588	PRIMARY SCHOOL	2	YES	Yes	7	3	161	921.20	252.211	1.073	253.285	148.313	156.653	166.444
2768	TSHIFHEVA	VHEMBE	928311403	SECONDARY SCHOOL	2	YES	Yes	12	2	502	921.20	352.924	475	353.399	462.442	488.446	515.855
2769	TSHIFHIRE	VHEMBE	928311229	PRIMARY SCHOOL	2	YES	Yes	20	2	495	921.20	686.379	706	697.085	455.994	481.635	508.662
2770	TSHIFUMULO	VHEMBE	928311236	PRIMARY SCHOOL	2	YES	Yes	16	3	329	921.20	433.838	233	434.071	303.075	320.117	338.080

No.	Name of school	District	EMIS number	Primary/Secondary Combined	Quintile	No Fee Status	Section 21 Status	Nrof Educators	Nrof non Educators	Nrof Learners	Allocation per learner 2018	2017/2018		Medium-term estimates			
												Main Appropriation	Adjusted Appropriation	Revised estimate	2018	2019	2020
2771	TSHIFFI	VHEMBE	923311427	PRIMARY SCHOOL	2	YES	Yes	35	6	385	921.20	704 987	1 817	706 804	354 662	374 605	386 626
2772	TSHIFUDI	VHEMBE	923311243	PRIMARY SCHOOL	2	YES	Yes	13	4	599	921.20	401 128	527	401 655	551 789	582 827	615 532
2773	TSHIFULANANI	VHEMBE	923311250	PRIMARY SCHOOL	2	YES	Yes	10	4	328	921.20	259 989	1 313	261 271	302 154	319 144	337 053
2774	TSHIHENI	VHEMBE	923311422	PRIMARY SCHOOL	2	YES	Yes	22	6	259	921.20	516 474	403	516 877	238 591	252 007	266 148
2775	TSHILAHU	VHEMBE	923311274	PRIMARY SCHOOL	2	YES	Yes	24	0	135	921.20	816 890	542	817 432	124 362	131 355	138 726
2776	TSHIITWA	VHEMBE	923311281	SECONDARY SCHOOL	2	YES	Yes	21	1	853	921.20	617 186	323	617 510	785 784	829 989	876 543
2777	TSHIKALANGE	VHEMBE	923311298	PRIMARY SCHOOL	2	YES	Yes	17	3	230	921.20	521 639	212	521 851	211 876	223 790	236 348
2778	TSHIKAMBE	VHEMBE	923311410	PRIMARY SCHOOL	2	YES	Yes	4	0	261	921.20	83 497	533	84 030	240 433	253 953	268 204
2779	TSHIKHOVHOVHO	VHEMBE	923311304	PRIMARY SCHOOL	2	YES	Yes	16	9	184	921.20	513 031	542	513 573	169 501	179 032	189 078
2780	TSHIKHUDINI	VHEMBE	923311441	PRIMARY SCHOOL	2	YES	Yes	21	7	682	921.20	868 537	746	869 283	628 258	663 566	700 823
2781	TSHIKHUTHULA	VHEMBE	914351593	SECONDARY SCHOOL	2	YES	Yes	5	2	557	921.20	136 886	107	136 973	513 108	541 961	572 373
2782	TSHIKHWANI	VHEMBE	902351487	PRIMARY SCHOOL	2	YES	Yes	6	3	551	921.20	166 993	781	167 774	507 361	536 123	566 208
2783	TSHIKOMBANI	VHEMBE	930350750	PRIMARY SCHOOL	2	YES	Yes	12	3	450	921.20	275 453	473	275 925	414 540	437 660	462 420
2784	TSHIKONDENI	VHEMBE	930350774	PRIMARY SCHOOL	2	YES	Yes	20	3	281	921.20	620 630	689	621 318	258 857	273 413	288 756
2785	TSHIKONELA	VHEMBE	930350781	PRIMARY SCHOOL	2	YES	Yes	10	2	514	921.20	232 413	309	232 722	473 487	500 122	528 186
2786	TSHIKOSI	VHEMBE	930350835	PRIMARY SCHOOL	2	YES	Yes	14	6	143	921.20	400 267	422	400 689	131 732	139 139	146 947
2787	TSHIKOVHANI	VHEMBE	930351500	PRIMARY SCHOOL	2	YES	Yes	8	5	80	921.20	222 084	1 617	223 701	73 686	77 840	82 208
2788	TSHIKUNDAMALEMA	VHEMBE	930350804	SECONDARY SCHOOL	2	YES	Yes	8	3	957	921.20	214 337	487	214 824	881 588	931 161	983 413
2789	TSHIKURUKURU -2	VHEMBE	930350811	PRIMARY SCHOOL	2	YES	Yes	15	4	582	921.20	531 107	611	531 719	536 138	566 286	588 063
2790	TSHIKUMI	VHEMBE	930350828	PRIMARY SCHOOL	2	YES	Yes	5	2	1347	921.20	167 854	538	168 392	1 240 866	1 310 631	1 384 177
2791	TSHIKUYU	VHEMBE	930350842	PRIMARY SCHOOL	2	YES	Yes	6	2	54	921.20	175 601	412	176 013	49 745	52 542	55 490
2792	TSHIKWARANI	VHEMBE	930350859	PRIMARY SCHOOL	2	YES	Yes	14	5	427	921.20	396 824	504	397 328	393 352	415 471	438 785
2793	TSHILALA	VHEMBE	930350866	SECONDARY SCHOOL	2	YES	Yes	2	0	645	921.20	28 791	525	29 316	594 174	627 585	662 802
2794	TSHILAPFENE	VHEMBE	930351517	PRIMARY SCHOOL	2	YES	Yes	6	1	186	921.20	210 894	330	211 223	171 343	180 978	191 134
2795	TSHILAVHUTUME	VHEMBE	930351748	SECONDARY SCHOOL	2	YES	Yes	7	3	193	921.20	200 564	714	201 278	177 792	187 789	198 327
2796	TSHILIVHO	VHEMBE	930351524	PRIMARY SCHOOL	2	YES	Yes	3	1	475	921.20	67 142	1 271	68 412	437 570	462 715	488 110
2797	TSHILOGONI	VHEMBE	930350880	SECONDARY SCHOOL	2	YES	Yes	12	4	706	921.20	329 663	2 155	331 837	650 367	686 938	725 486
2798	TSHILUNGI	VHEMBE	930350712	PRIMARY SCHOOL	2	YES	Yes	14	0	145	921.20	357 228	420	357 648	133 574	141 065	149 002
2799	TSHILUVHADI	VHEMBE	930350897	PRIMARY SCHOOL	2	YES	Yes	10	9	101	921.20	234 996	410	235 405	93 041	98 273	103 788
2800	TSHILUMI	VHEMBE	930350903	PRIMARY SCHOOL	2	YES	Yes	11	5	453	921.20	321 935	674	322 610	417 304	440 769	465 503

No.	Name of school	District	EMIS number	Primary/Secondary Combined	Quintile	No Fee Status	Section 21 Status	Nrof Educators	Nrof non Educators	Nrof Learners	Allocation per learner 2018	Main Appropriation		Adjusted Appropriation 2017/2018	Revised estimate	Medium-term estimates		
												Appropriation	2017/2018			2018	2019	2020
2801	TSHILWAVHUSUKU	VHEMBE	930350910	PRIMARY SCHOOL	2	YES	Yes	17	1	754	921.20	414 901	569	415 459	694 585	733 642	774 810	
2802	TSHIMBLINI	VHEMBE	930351531	PRIMARY SCHOOL	2	YES	Yes	10	0	141	921.20	319 353	5 013	324 366	1 29 889	1 37 193	144 892	
2803	TSHIMBUFFE	VHEMBE	930350927	SECONDARY SCHOOL	2	YES	Yes	9	0	359	921.20	280 086	233	290 319	330 711	349 307	388 908	
2804	TSHIMEDZWA	VHEMBE	930350934	PRIMARY SCHOOL	2	YES	Yes	7	1	321	921.20	145 474	1 163	146 637	295 705	312 333	329 860	
2805	TSHIMONELA	VHEMBE	930352075	PRIMARY SCHOOL	2	YES	Yes	16	4	840	921.20	511 309	510	511 820	773 808	817 320	863 184	
2806	TSHINANGE	VHEMBE	930360488	SECONDARY SCHOOL	2	YES	Yes	9	0	646	921.20	194 539	512	195 051	595 095	628 568	663 830	
2807	TSHINAVHE	VHEMBE	930360511	SECONDARY SCHOOL	2	YES	Yes	4	1	314	921.20	80 053	557	80 610	289 257	305 522	322 666	
2808	TSHINO	VHEMBE	930360528	PRIMARY SCHOOL	2	YES	Yes	6	4	291	921.20	129 979	844	130 823	288 069	283 143	289 032	
2809	TSHIOMBO	VHEMBE	930361033	PRIMARY SCHOOL	2	YES	Yes	25	3	331	921.20	518 196	269	518 464	304 917	322 063	340 136	
2810	TSHIPAKO	VHEMBE	930361071	PRIMARY SCHOOL	2	YES	Yes	14	4	164	921.20	447 611	802	448 413	151 077	159 572	188 526	
2811	TSHIPAKONI	VHEMBE	930360962	SECONDARY SCHOOL	2	YES	Yes	9	4	341	921.20	278 035	2 304	280 339	314 129	331 793	350 412	
2812	TSHIPANGE	VHEMBE	930360955	PRIMARY SCHOOL	2	YES	Yes	11	0	102	921.20	339 151	2 167	341 318	93 962	99 246	104 815	
2813	TSHIPETANE	VHEMBE	930361132	SECONDARY SCHOOL	2	YES	Yes	17	8	347	921.20	502 701	323	503 025	319 656	337 631	356 577	
2814	TSHIPISE	VHEMBE	930361156	PRIMARY SCHOOL	2	YES	Yes	11	3	296	921.20	260 819	678	261 498	272 675	288 008	304 170	
2815	TSHIRENZHENI	VHEMBE	930361163	PRIMARY SCHOOL	2	YES	Yes	9	2	253	921.20	213 476	1 189	214 665	233 064	246 169	259 983	
2816	TSHIROUVE	VHEMBE	930360986	PRIMARY SCHOOL	2	YES	Yes	4	3	509	921.20	119 650	267	119 917	468 891	495 257	523 048	
2817	TSHIRULULUNI	VHEMBE	930360983	SECONDARY SCHOOL	2	YES	Yes	28	10	102	921.20	764 382	962	765 343	93 962	99 246	104 815	
2818	TSHIRUNZANANI	VHEMBE	930361088	PRIMARY SCHOOL	2	YES	Yes	8	0	229	921.20	184 209	964	185 173	210 955	222 817	235 320	
2819	TSHIRUNZINI	VHEMBE	930361170	PRIMARY SCHOOL	2	YES	Yes	10	2	98	921.20	218 641	800	219 441	90 278	95 354	100 705	
2820	TSHISAHULU	VHEMBE	930361187	PRIMARY SCHOOL	2	YES	Yes	5	4	1153	921.20	155 803	972	156 775	1 062 144	1 121 869	1 184 823	
2821	TSHISAPHUNGO	VHEMBE	930361101	PRIMARY SCHOOL	2	YES	Yes	19	1	164	921.20	597 388	1 273	598 661	151 077	159 572	168 526	
2822	TSHISELUSELU	VHEMBE	930361118	PRIMARY SCHOOL	2	YES	Yes	18	1	344	921.20	457 940	540	458 480	316 883	334 712	353 494	
2823	TSHISEVHE	VHEMBE	930360221	PRIMARY SCHOOL	2	YES	Yes	15	4	438	921.20	392 520	542	393 062	403 468	426 174	450 089	
2824	TSHITAMBAMUNWE	VHEMBE	930360214	PRIMARY SCHOOL	2	YES	Yes	14	7	288	921.20	420 926	792	421 718	265 306	280 224	295 949	
2825	TSHITANDANI	VHEMBE	930360245	PRIMARY SCHOOL	2	YES	Yes	9	4	95	921.20	247 908	1 260	249 168	87 514	92 435	97 622	
2826	TSHITANGULE	VHEMBE	930321202	PRIMARY SCHOOL	2	YES	Yes	13	7	198	921.20	406 293	1 100	407 393	182 398	192 654	203 465	
2827	TSHITEREKE	VHEMBE	930321219	PRIMARY SCHOOL	2	YES	Yes	8	3	253	921.20	136 005	2 115	138 120	233 064	246 169	259 983	
2828	TSHITHUTHUNI	VHEMBE	930320902	PRIMARY SCHOOL	2	YES	Yes	3	1	338	921.20	79 193	584	79 776	311 366	328 874	347 329	
2829	TSHITSHIRU	VHEMBE	90520995	PRIMARY SCHOOL	2	YES	Yes	26	6	36	921.20	816 029	544	816 573	35 006	36 974	39 049	
2830	TSHITUNGULU	VHEMBE	930321226	PRIMARY SCHOOL	2	YES	Yes	16	4	340	921.20	496 676	1 399	498 074	313 208	330 820	349 384	

No.	Name of school	District	EMIS number	Primary/Secondary Combined	Quintile	No Fee Status	Section 21 Status	Nr of Educators	Nr of non Educators	Nr of Learners	Allocation per learner 2018	Main Appropriation	Adjusted Appropriation 2017/2018	Revised estimate	Medium-term estimates		
															2018	2019	2020
2831	TSHITUNI	HEMBE	930321141	PRIMARY SCHOOL	2	YES	Yes	36	9	115	921.20	1 152 598	2 035	1 154 633	105 938	111 995	118 174
2832	TSHIULINGOMA	HEMBE	930320964	PRIMARY SCHOOL	2	YES	Yes	3	2	429	921.20	64 559	729	65 288	395 195	417 417	440 840
2833	TSHUANGANI	HEMBE	930320940	PRIMARY SCHOOL	2	YES	Yes	11	4	254	921.20	354 645	926	355 572	233 965	247 142	261 010
2834	TSHUANGULELA	HEMBE	930321172	SECONDARY SCHOOL	2	YES	Yes	24	4	547	921.20	568 121	792	568 913	503 896	532 231	562 097
2835	TSHIVASE	HEMBE	911320971	SECONDARY SCHOOL	2	YES	Yes	7	3	2390	921.20	172 158	878	173 036	2 201 668	2 325 470	2 465 964
2836	TSHIVHADE	HEMBE	930320933	PRIMARY SCHOOL	2	YES	Yes	7	0	383	921.20	162 689	1 195	163 884	352 920	372 659	393 571
2837	TSHIVHALE	HEMBE	930320988	PRIMARY SCHOOL	2	YES	Yes	10	4	299	921.20	407 154	210	407 364	275 439	290 927	307 252
2838	TSHIVHAMBE	HEMBE	930321165	PRIMARY SCHOOL	2	YES	Yes	21	1	473	921.20	567 281	1 268	568 529	435 728	460 229	486 055
2839	TSHIVHAZWAULU	HEMBE	930321158	PRIMARY SCHOOL	2	YES	Yes	6	1	1155	921.20	133 422	508	133 931	1 063 966	1 123 815	1 186 878
2840	TSHIVHIDILULU	HEMBE	930320889	PRIMARY SCHOOL	2	YES	Yes	5	0	394	921.20	98 991	657	99 648	362 953	383 362	404 874
2841	TSHIVHILMI	HEMBE	930320919	PRIMARY SCHOOL	2	YES	Yes	12	5	362	921.20	401 989	69	402 056	333 474	352 226	371 991
2842	TSHIVHONGMENI	HEMBE	930321042	PRIMARY SCHOOL	2	YES	Yes	21	4	117	921.20	670 555	796	671 351	107 780	113 841	120 229
2843	TSHIVHULANA	HEMBE	931322018	PRIMARY SCHOOL	2	YES	Yes	5	4	697	921.20	111 903	256	112 159	642 076	678 181	716 237
2844	TSHIVHULANI	HEMBE	930321004	PRIMARY SCHOOL	2	YES	Yes	12	3	514	921.20	344 316	1 739	346 055	473 497	500 122	528 186
2845	TSHIVHUNGULULU	HEMBE	930321134	PRIMARY SCHOOL	2	YES	Yes	9	2	112	921.20	264 263	750	265 012	103 174	108 976	115 091
2846	TSHIVHUUNI -1	HEMBE	930321073	PRIMARY SCHOOL	2	YES	Yes	26	1	499	921.20	727 388	500	727 887	459 679	485 927	512 772
2847	TSHIVHUUNI -2	HEMBE	930321721	PRIMARY SCHOOL	2	YES	Yes	21	5	165	921.20	537 994	403	538 397	151 998	160 545	169 554
2848	TSHIWANGAMATEMBELE	HEMBE	930321097	SECONDARY SCHOOL	2	YES	Yes	12	5	254	921.20	338 569	475	337 043	233 985	247 142	261 010
2849	TSHIWEDZA	HEMBE	930321103	PRIMARY SCHOOL	2	YES	Yes	9	3	305	921.20	302 998	790	303 788	280 966	296 765	313 418
2850	TSHIXWADZA	HEMBE	930321196	PRIMARY SCHOOL	2	YES	Yes	9	1	248	921.20	275 453	775	276 228	228 458	241 304	254 845
2851	TSHOKOTSHOKO	HEMBE	930321028	PRIMARY SCHOOL	2	YES	Yes	19	6	35	921.20	581 033	632	581 665	32 242	34 055	35 966
2852	TSILAWA	HEMBE	930321284	PRIMARY SCHOOL	2	YES	Yes	8	0	56	921.20	139 448	775	140 223	51 587	54 488	57 546
2853	TSMIME	HEMBE	930320926	SECONDARY SCHOOL	2	YES	Yes	21	3	199	921.20	340 012	911	340 923	183 319	193 627	204 492
2854	TSMINGA	HEMBE	930321035	PRIMARY SCHOOL	2	YES	Yes	3	0	961	921.20	98 130	601	98 731	885 273	935 053	987 524
2855	TUWANI	HEMBE	930321069	PRIMARY SCHOOL	2	YES	Yes	13	4	365	921.20	304 720	2 606	307 326	336 238	355 145	375 074
2856	TWANANANI	HEMBE	930321011	PRIMARY SCHOOL	2	YES	Yes	9	2	161	921.20	298 694	1 567	300 261	148 313	156 653	165 444
2857	VALDEZA	HEMBE	930321318	PRIMARY SCHOOL	2	YES	Yes	9	0	309	921.20	222 945	265	223 209	284 651	300 657	317 528
2858	VARI	HEMBE	916327431	PRIMARY SCHOOL	2	YES	Yes	14	6	243	921.20	421 787	863	422 650	223 852	236 439	249 707
2859	VELE	HEMBE	931322029	SECONDARY SCHOOL	2	YES	Yes	6	2	346	921.20	126 536	225	126 761	321 499	339 577	358 632
2860	VELELAMBEU	HEMBE	930321639	SECONDARY SCHOOL	2	YES	Yes	8	3	193	921.20	227 249	1 258	228 506	177 792	187 789	198 327

No.	Name of school	District	EMIS number	Primary/Secondary Combined	Quintile	No Fee Status	Section 21 Status	Nr of Educators	Nr of non Educators	Nr of Learners	Allocation per learner 2018	2017/2018		Medium-term estimates			
												Main Appropriation	Adjusted Appropriation	Revised estimate	2018	2019	2020
2861	VHAFMADI	WHEMBE	930321448	SECONDARY SCHOOL	2	YES	Yes	3	1	813	921,20	85 218	1 075	86 293	748 936	791 049	835 439
2862	VHALUVHU	WHEMBE	905321417	SECONDARY SCHOOL	2	YES	Yes	28	12	588	921,20	947 730	817	948 547	541 666	572 124	604 229
2863	VHANGANI	WHEMBE	930321509	PRIMARY SCHOOL	2	YES	Yes	6	0	359	921,20	129 119	176	129 295	330 711	349 307	368 908
2864	VHUDZANI	WHEMBE	930321370	SECONDARY SCHOOL	2	YES	Yes	9	2	195	921,20	315 910	403	316 313	179 634	189 735	200 362
2865	VHUFULI	WHEMBE	930321745	PRIMARY SCHOOL	2	YES	Yes	12	3	547	921,20	361 532	506	362 038	503 866	532 231	562 097
2866	VHULAUDZI	WHEMBE	930321424	SECONDARY SCHOOL	2	YES	Yes	10	2	590	921,20	274 592	573	275 165	543 508	574 070	606 284
2867	VHUSENDEKA	WHEMBE	930321325	SECONDARY SCHOOL	2	YES	Yes	4	1	204	921,20	92 105	649	92 753	187 925	198 492	209 630
2868	VHUTALU	WHEMBE	9930306400	PRIMARY SCHOOL	2	YES	Yes	6	4	79	921,20	174 740	416	175 156	72 775	76 867	81 180
2869	VHUTAHATSINDI	WHEMBE	930321349	SECONDARY SCHOOL	2	YES	Yes	8	4	305	921,20	203 146	920	204 066	280 966	296 765	313 418
2870	VHUTUWANGAZZEBU	WHEMBE	930321547	PRIMARY SCHOOL	2	YES	Yes	11	3	621	921,20	290 947	995	291 942	572 065	604 233	638 140
2871	VONDVE	WHEMBE	930321387	PRIMARY SCHOOL	2	YES	Yes	2	0	702	921,20	34 432	727	35 158	646 682	683 046	721 375
2872	VULANI	WHEMBE	916321868	PRIMARY SCHOOL	2	YES	Yes	14	0	300	921,20	296 973	930	297 903	276 360	291 900	308 280
2873	VUNGELA	WHEMBE	905321592	PRIMARY SCHOOL	2	YES	Yes	4	0	546	921,20	105 877	529	106 406	502 975	531 258	561 070
2874	WAYENI	WHEMBE	930321466	PRIMARY SCHOOL	2	YES	Yes	12	1	311	921,20	363 253	1 061	364 314	286 493	302 603	319 564
2875	WILLIAM THEMELI	WHEMBE	930321578	SECONDARY SCHOOL	2	YES	Yes	8	2	330	921,20	230 692	315	231 007	303 966	321 090	339 108
2876	XHLOVO	WHEMBE	930321554	PRIMARY SCHOOL	2	YES	Yes	27	7	741	921,20	619 789	632	620 401	682 609	720 993	761 452
2877	XILUMANI	WHEMBE	930321356	PRIMARY SCHOOL	2	YES	Yes	71	21	644	921,20	2 046 098	697	2 046 795	590 489	623 693	668 692
2878	YINGMANIRIBUNGWANI	WHEMBE	930321363	SECONDARY SCHOOL	2	YES	Yes	10	2	158	921,20	339 151	859	340 010	145 550	153 734	162 361
2879	ZWITHUZIWAHUDI	WHEMBE	930321530	SECONDARY SCHOOL	2	YES	Yes	9	5	232	921,20	259 098	706	259 803	213 718	225 736	238 403
2880	ABBOTSPOORT	WATERBERG	930321455	PRIMARY SCHOOL	2	YES	Yes	14	4	359	921,20	390 799	515	391 313	330 711	349 307	368 908
2881	ABIOT KOLOBE	WATERBERG	930321493	PRIMARY SCHOOL	2	YES	Yes	30	9	540	921,20	1 044 138	827	1 044 966	497 448	525 420	554 904
2882	ALFRED B. MAKAPAN	WATERBERG	930321561	SECONDARY SCHOOL	2	YES	Yes	13	5	822	921,20	374 444	1 749	376 193	757 226	799 806	844 687
2883	ALFRED MASIBE	WATERBERG	930321479	PRIMARY SCHOOL	2	YES	Yes	10	3	522	921,20	317 632	762	318 394	480 866	507 906	536 407
2884	B.B. MATLAILA	WATERBERG	905321585	PRIMARY SCHOOL	2	YES	Yes	3	2	1374	921,20	90 383	428	90 811	1 285 729	1 336 902	1 411 922
2885	BAITVME	WATERBERG	921142454	SECONDARY SCHOOL	2	YES	Yes	20	6	358	921,20	643 010	1 258	644 268	329 790	348 334	367 881
2886	BAKENBERG	WATERBERG	921142294	SECONDARY SCHOOL	2	YES	Yes	15	8	590	921,20	438 421	559	436 979	543 508	574 070	606 284
2887	BANGALAKA	WATERBERG	921141956	PRIMARY SCHOOL	2	YES	Yes	5	1	475	921,20	75 750	300	76 050	437 570	462 175	488 110
2888	BANGALONG	WATERBERG	921142508	PRIMARY SCHOOL	2	YES	Yes	17	4	207	921,20	420 086	170	420 236	190 688	201 411	212 713
2889	BAPHOTING	WATERBERG	921140080	PRIMARY SCHOOL	2	YES	Yes	5	0	664	921,20	123 954	956	124 909	611 677	646 072	682 326
2890	BATHOPELE	WATERBERG	921141840	SECONDARY SCHOOL	2	YES	Yes	11	5	617	921,20	258 237	884	259 121	588 380	600 341	634 029

No.	Name of school	District	EMIS number	Primary/Secondary Combined	Quintile	No Fee Status	Section 21 Status	Nrof Educators	Nrof non Educators	Nrof Learners	Allocation per learner 2018	2017/2018		Medium-term estimates			
												Main Appropriation	Adjusted Appropriation	Revised estimate	2018	2019	2020
2891	BATLHALERWA	WATERBERG	921142539	SECONDARY SCHOOL	2	YES	Yes	6	3	591	921.20	230 692	216	230 908	544 429	575 043	607 312
2892	BEN HLOGWANE	WATERBERG	921142720	SECONDARY SCHOOL	2	YES	Yes	9	3	315	921.20	228 109	1 336	229 445	290 718	306 495	323 694
2893	BOHLAPA KOLOBE	WATERBERG	921140304	PRIMARY SCHOOL	2	YES	Yes	2	1	287	921.20	33 571	611	34 182	264 394	279 251	294 921
2894	BOKWIDI	WATERBERG	921142737	PRIMARY SCHOOL	2	YES	Yes	2	1	263	921.20	59 395	260	59 655	242 276	255 899	270 259
2895	BORUTLA MOSIMA	WATERBERG	921142430	PRIMARY SCHOOL	2	YES	Yes	13	2	129	921.20	165 272	365	165 637	118 835	125 517	132 960
2896	BOSCHDRAAI	WATERBERG	921140373	PRIMARY SCHOOL	2	YES	Yes	22	1	91	921.20	800 535	462	800 997	83 829	88 543	93 512
2897	CHARLES MARKAKALALA	WATERBERG	921141833	SECONDARY SCHOOL	2	YES	Yes	11	2	142	921.20	322 796	804	323 601	130 810	138 166	145 919
2898	CHRIS HANI	WATERBERG	921140465	PRIMARY SCHOOL	2	YES	Yes	7	0	1088	921.20	280 618	569	281 187	1 002 266	1 058 024	1 118 029
2899	CHUMANA	WATERBERG	921140472	PRIMARY SCHOOL	2	YES	Yes	11	4	984	921.20	212 615	267	212 882	906 461	957 432	1 011 158
2900	CLERMONT	WATERBERG	921140557	PRIMARY SCHOOL	2	YES	Yes	8	3	78	921.20	345 177	418	345 595	71 854	75 894	80 153
2901	CORNELIUS MASIBE	WATERBERG	921140564	PRIMARY SCHOOL	2	YES	Yes	15	6	217	921.20	174 740	956	175 696	199 900	211 141	222 989
2902	DENNIS WATLHABA II	WATERBERG	921140571	SECONDARY SCHOOL	2	YES	Yes	8	1	420	921.20	746 305	462	746 767	386 904	408 660	431 592
2903	DIAMMONA	WATERBERG	921142485	SECONDARY SCHOOL	2	YES	Yes	18	6	124	921.20	513 031	137	513 167	114 229	120 662	127 422
2904	DIMPE	WATERBERG	921142492	SECONDARY SCHOOL	2	YES	Yes	19	8	298	921.20	330 543	508	331 052	274 518	289 954	306 225
2905	DITHEKU	WATERBERG	921140748	PRIMARY SCHOOL	2	YES	Yes	11	2	1256	921.20	266 845	332	267 177	1 157 027	1 222 088	1 290 666
2906	DUMAZI	WATERBERG	921141871	PRIMARY SCHOOL	2	YES	Yes	16	3	494	921.20	409 736	443	410 179	455 073	480 662	507 634
2907	GEORGE LANGA	WATERBERG	921141888	SECONDARY SCHOOL	2	YES	Yes	12	6	382	921.20	607 718	265	607 982	351 898	371 666	392 543
2908	GIVEN MANGOLO	WATERBERG	921142461	PRIMARY SCHOOL	2	YES	Yes	26	1	297	921.20	190 235	701	190 936	273 596	288 881	305 197
2909	GOBELA	WATERBERG	921142027	SECONDARY SCHOOL	2	YES	Yes	8	3	277	921.20	68 863	632	69 495	255 172	269 521	284 645
2910	GWENANE	WATERBERG	921142287	SECONDARY SCHOOL	2	YES	Yes	4	1	1103	921.20	366 697	151	366 846	1 016 084	1 073 219	1 133 443
2911	HAM	WATERBERG	921141215	PRIMARY SCHOOL	2	YES	Yes	12	1	530	921.20	534 551	311	534 861	488 236	515 690	544 628
2912	HANS MASIBE	WATERBERG	921142522	PRIMARY SCHOOL	2	YES	Yes	21	10	446	921.20	621 490	244	621 734	410 855	433 958	458 310
2913	IKITSENG	WATERBERG	921142331	PRIMARY SCHOOL	2	YES	Yes	18	7	790	921.20	262 541	977	263 517	727 748	768 670	811 804
2914	ITIRELENG	WATERBERG	921141314	SECONDARY SCHOOL	2	YES	Yes	9	3	166	921.20	447 611	1 119	448 730	152 919	161 518	170 582
2915	J.M. GWANGWA	WATERBERG	921140014	SECONDARY SCHOOL	2	YES	Yes	15	6	102	921.20	272 010	607	272 617	93 962	99 246	104 815
2916	JACOB LANGA	WATERBERG	921142140	PRIMARY SCHOOL	2	YES	Yes	9	2	753	921.20	340 873	645	341 518	693 664	732 669	773 783
2917	JACOB PUKA	WATERBERG	921142300	PRIMARY SCHOOL	2	YES	Yes	13	1	434	921.20	606 857	256	607 113	399 801	422 282	445 978
2918	JAKAMENE	WATERBERG	921140229	PRIMARY SCHOOL	2	YES	Yes	16	5	362	921.20	443 307	330	443 637	333 474	352 226	371 991
2919	JAN MALEBANA	WATERBERG	921142447	PRIMARY SCHOOL	2	YES	Yes	17	4	366	921.20	328 822	344	329 166	337 159	356 118	376 102
2920	JOHANNES MASIBE	WATERBERG	921140441	PRIMARY SCHOOL	2	YES	Yes	12	1	1000	921.20				921 200	973 000	1 027 600

No.	Name of school	District	EMIS number	Primary Secondary Combined	Quintile	No Fee Status	Section 21 Status	Nr of Educators	Nr of non Educators	Nr of Learners	Allocation per learner 2018	2017/2018		Medium-term estimates			
												Main Appropriation	Adjusted Appropriation	Revised estimate	2018	2019	2020
2921	JOHN PETRO	WATERBERG	921140038	SECONDARY SCHOOL	2	YES	Yes	8	10	229	921.20	169 576	483	170 059	210 955	222 817	235 320
2922	JORDAN	WATERBERG	921140595	PRIMARY SCHOOL	2	YES	Yes	11	6	104	921.20	215 198	844	216 042	95 805	101 192	106 870
2923	KGABA	WATERBERG	921142478	SECONDARY SCHOOL	2	YES	Yes	8	0	346	921.20	263 402	447	263 849	318 735	336 668	355 950
2924	KGABAGARE	WATERBERG	921140625	PRIMARY SCHOOL	2	YES	Yes	15	5	249	921.20	463 636	384	454 021	229 379	242 277	255 872
2925	KGABEDI	WATERBERG	921142423	SECONDARY SCHOOL	2	YES	Yes	34	5	67	921.20	766 984	378	767 342	61 720	65 191	68 849
2926	KGABETLI	WATERBERG	921142416	PRIMARY SCHOOL	2	YES	Yes	14	4	483	921.20	417 483	924	418 407	444 940	469 959	486 331
2927	KGAKGALA	WATERBERG	921140731	PRIMARY SCHOOL	2	YES	Yes	32	7	109	921.20	1 121 609	779	1 122 388	100 411	106 057	112 008
2928	KGAGATHU	WATERBERG	921142362	SECONDARY SCHOOL	2	YES	Yes	12	1	234	921.20	317 632	641	318 272	215 561	227 682	240 458
2929	KGAMANYANA	WATERBERG	921140953	PRIMARY SCHOOL	2	YES	Yes	28	3	775	921.20	560 374	691	561 065	713 930	754 075	796 390
2930	KGATABELA	WATERBERG	921140977	PRIMARY SCHOOL	2	YES	Yes	15	1	788	921.20	387 356	410	387 765	725 906	766 724	809 749
2931	KGATELOPELE	WATERBERG	921140984	PRIMARY SCHOOL	2	YES	Yes	5	1	952	921.20	166 132	664	166 796	876 982	926 296	978 275
2932	KGATHI YA IMOSHATE	WATERBERG	906110907	SECONDARY SCHOOL	2	YES	Yes	19	5	831	921.20	590 502	750	591 252	765 517	808 963	863 936
2933	KGABOTHLALE	WATERBERG	921141109	SECONDARY SCHOOL	2	YES	Yes	13	5	147	921.20	525 082	437	525 519	135 416	143 031	151 057
2934	KGOKUKI	WATERBERG	921141116	PRIMARY SCHOOL	2	YES	Yes	23	0	771	921.20	519 917	699	520 577	710 245	750 183	792 280
2935	KGOKA	WATERBERG	921141154	PRIMARY SCHOOL	2	YES	Yes	15	3	631	921.20	316 492	735	319 227	581 277	613 963	648 416
2936	KGOKARI	WATERBERG	921141161	SECONDARY SCHOOL	2	YES	Yes	10	3	220	921.20	253 933	861	254 794	202 664	214 060	226 072
2937	KGOKOLO	WATERBERG	921141857	PRIMARY SCHOOL	2	YES	Yes	8	5	105	921.20	226 388	424	226 812	96 726	102 165	107 898
2938	KGOLCIDI	WATERBERG	921141734	SECONDARY SCHOOL	2	YES	Yes	4	1	223	921.20	100 712	771	101 483	205 428	216 979	229 155
2939	KGOMO-MOKGALO	WATERBERG	921142249	PRIMARY SCHOOL	2	YES	Yes	1	0	331	921.20	58 534	905	59 439	304 917	322 063	340 136
2940	KGOMOSHAKWENA	WATERBERG	921117719	PRIMARY SCHOOL	2	YES	Yes	7	0	295	921.20	131 701	1 630	133 330	271 754	287 035	303 142
2941	KGOPEDI	WATERBERG	921142409	PRIMARY SCHOOL	2	YES	Yes	29	9	126	921.20	918 463	487	918 950	116 071	122 598	129 478
2942	KGOPEDINOTA	WATERBERG	921140502	PRIMARY SCHOOL	2	YES	Yes	26	7	1176	921.20	838 409	292	838 701	1 083 331	1 144 248	1 208 458
2943	KGOT'SORO	WATERBERG	920212742	PRIMARY SCHOOL	2	YES	Yes	3	0	182	921.20	71 446	1 294	72 739	167 668	177 066	187 023
2944	KGWA'HELE	WATERBERG	921142348	PRIMARY SCHOOL	2	YES	Yes	6	2	560	921.20	186 791	653	187 445	515 872	544 880	575 456
2945	KHUTJANG	WATERBERG	921111481	PRIMARY SCHOOL	2	YES	Yes	20	5	414	921.20	480 321	1 048	481 369	381 377	402 822	425 426
2946	KITTY	WATERBERG	921111573	PRIMARY SCHOOL	2	YES	Yes	6	0	147	921.20	157 525	750	158 274	135 416	143 031	151 057
2947	KLIPSPRUIT	WATERBERG	921142355	PRIMARY SCHOOL	2	YES	Yes	11	0	333	921.20	259 098	903	260 001	306 760	324 009	342 191
2948	KODUPO	WATERBERG	906111696	SECONDARY SCHOOL	2	YES	Yes	26	8	127	921.20	1 078 570	1 953	1 080 523	116 962	123 571	130 505
2949	KOLOBE RAMASOBANA	WATERBERG	921111061	SECONDARY SCHOOL	2	YES	Yes	13	3	158	921.20	414 901	872	415 772	145 550	153 734	162 361
2950	KUBUSHE	WATERBERG	907110150	SECONDARY SCHOOL	2	YES	Yes	15	4	131	921.20	368 418	2 659	371 077	120 677	127 463	134 616

No.	Name of school	District	EMIS number	Primary Secondary Combined	Quintile	No Fee Status	Section 21 Status	Nr of Educators	Nr of non Educators	Nr of Learners	Allocation per learner 2018	Main Appropriation	Adjusted Appropriation 2017/2018	Revised estimate	Medium-term estimates		
															2018	2019	2020
2951	LANGALIBALELE	WATERBERG	921120058	SECONDARY SCHOOL	2	YES	Yes	10	4	383	921.20	265 123	725	265 848	352 820	372 659	383 571
2952	LECHABA	WATERBERG	921120089	PRIMARY SCHOOL	2	YES	Yes	11	3	219	921.20	213 476	2 062	215 538	201 743	213 087	225 044
2953	LEKAKARETSA	WATERBERG	921120140	PRIMARY SCHOOL	2	YES	Yes	37	7	61	921.20	988 187	1 056	989 243	56 193	59 353	62 684
2954	LEKHURENG	WATERBERG	921121952	PRIMARY SCHOOL	2	YES	Yes	14	3	373	921.20	463 105	662	463 767	343 608	362 929	383 295
2955	LEKWA	WATERBERG	906120409	SECONDARY SCHOOL	2	YES	Yes	16	6	285	921.20	393 381	567	393 948	262 542	277 305	292 866
2956	LEPHADIMISHA	WATERBERG	921120430	SECONDARY SCHOOL	2	YES	Yes	19	1	354	921.20	680 024	781	680 805	326 105	344 442	363 770
2957	LESEDING	WATERBERG	921120461	SECONDARY SCHOOL	2	YES	Yes	8	1	701	921.20	142 030	1 678	143 708	645 761	682 073	720 348
2958	LESHOBA	WATERBERG	991102100	PRIMARY SCHOOL	2	YES	Yes	5	0	653	921.20	104 156	2 014	106 169	601 544	635 369	671 023
2959	LESODI MOTLANA	WATERBERG	921120607	PRIMARY SCHOOL	2	YES	Yes	17	2	162	921.20	627 516	1 336	628 852	149 234	157 626	166 471
2960	LETLAMORENG	WATERBERG	906120676	PRIMARY SCHOOL	2	YES	Yes	12	4	202	921.20	352 063	800	352 863	186 082	196 546	207 575
2961	LETUPU	WATERBERG	921120768	SECONDARY SCHOOL	2	YES	Yes	12	2	455	921.20	290 086	1 476	291 563	419 146	442 715	467 558
2962	LEUBANENG	WATERBERG	921121082	PRIMARY SCHOOL	2	YES	Yes	10	2	636	921.20	300 416	947	301 363	585 883	618 628	653 554
2963	MABETHA	WATERBERG	921121198	PRIMARY SCHOOL	2	YES	Yes	22	7	233	921.20	842 713	802	843 516	214 640	226 709	239 431
2964	MABOPA-ABO-MPUWA	WATERBERG	921121433	PRIMARY SCHOOL	2	YES	Yes	3	1	222	921.20	29 267	1 653	30 920	204 506	216 006	228 127
2965	MABUSELA	WATERBERG	921120027	PRIMARY SCHOOL	2	YES	Yes	10	3	270	921.20	258 237	1 103	259 340	248 724	262 710	277 452
2966	MACHIKIRI	WATERBERG	921120036	PRIMARY SCHOOL	2	YES	Yes	6	0	376	921.20	95 548	464	96 012	346 371	365 848	386 378
2967	MADIBANENG	WATERBERG	921120234	PRIMARY SCHOOL	2	YES	Yes	12	3	80	921.20	350 342	928	351 270	73 696	77 840	82 208
2968	MADIKWE	WATERBERG	921120362	SECONDARY SCHOOL	2	YES	Yes	5	3	248	921.20	191 956	899	192 855	228 458	241 304	254 845
2969	MADIPHATLOKGO MO	WATERBERG	921120386	PRIMARY SCHOOL	2	YES	Yes	5	1	853	921.20	90 383	746	91 128	785 784	829 969	876 543
2970	MAETELETJA	WATERBERG	921122068	PRIMARY SCHOOL	2	YES	Yes	16	7	253	921.20	428 091	525	428 616	233 064	246 169	259 983
2971	MAFASA	WATERBERG	991102200	SECONDARY SCHOOL	2	YES	Yes	4	2	140	921.20	110 181	851	111 032	128 968	136 220	143 864
2972	MAGALAMINSTROOM	WATERBERG	921120546	PRIMARY SCHOOL	2	YES	Yes	12	4	146	921.20	250 490	836	251 326	134 495	142 058	150 030
2973	MAGEME	WATERBERG	921120782	PRIMARY SCHOOL	2	YES	Yes	21	6	1312	921.20	677 442	651	678 093	1 208 614	1 276 576	1 348 211
2974	MAGOBA	WATERBERG	921120789	PRIMARY SCHOOL	2	YES	Yes	18	5	285	921.20	633 541	328	633 869	262 542	277 305	292 866
2975	MAHLASEDI	WATERBERG	921120843	PRIMARY SCHOOL	2	YES	Yes	26	7	1769	921.20	803 117	1 195	804 312	1 629 603	1 721 237	1 817 824
2976	MAHLWARENG	WATERBERG	921120874	PRIMARY SCHOOL	2	YES	Yes	21	6	82	921.20	727 388	785	728 153	75 538	79 786	84 263
2977	MAJADIBODU	WATERBERG	921120881	SECONDARY SCHOOL	2	YES	Yes	5	4	530	921.20	101 573	441	102 014	488 236	515 680	544 628
2978	MANGUBUKETJA	WATERBERG	921120911	PRIMARY SCHOOL	2	YES	Yes	19	1	681	921.20	619 769	710	620 479	627 337	662 613	689 796
2979	MAKHURUMULA	WATERBERG	921120928	PRIMARY SCHOOL	2	YES	Yes	15	3	288	921.20	550 045	473	550 517	265 306	280 224	285 949
2980	MAKHUTUSHA	WATERBERG	921120997	SECONDARY SCHOOL	2	YES	Yes	12	3	1043	921.20	197 121	1 685	198 816	960 812	1 014 839	1 071 787

No.	Name of school	District	EMIS number	Primary Secondary Combined	Quintile	No Fee Status	Section 21 Status	Nr of Educators	Nr of non Educators	Nr of Learners	Allocation per learner 2018	Main Appropriation	Adjusted Appropriation 2017/2018	Revised estimate	Medium-term estimates		
															2018	2019	2020
2981	MAKOBÉ	WATERBERG	921121020	PRIMARY SCHOOL	2	YES	Yes	5	4	284	921.20	98 991	662	99 652	261 621	276 332	291 838
2982	MALAPILÉ	WATERBERG	921121167	PRIMARY SCHOOL	2	YES	Yes	10	3	118	921.20	182 487	1 061	183 548	108 702	114 814	121 257
2983	MALEBO	WATERBERG	991102203	SECONDARY SCHOOL	2	YES	Yes	7	2	576	921.20	277 174	1 012	278 187	530 611	560 448	591 898
2984	MALEMOOCHA	WATERBERG	921121297	SECONDARY SCHOOL	2	YES	Yes	9	2	197	921.20	248 788	1 949	250 717	181 476	191 681	202 437
2985	MALEYA	WATERBERG	921121358	SECONDARY SCHOOL	2	YES	Yes	4	3	300	921.20	105 016	1 279	106 295	276 360	291 900	308 280
2986	MALOKONG	WATERBERG	921121389	PRIMARY SCHOOL	2	YES	Yes	30	1	451	921.20	999 377	613	999 990	415 461	438 823	463 448
2987	MANAGOLA	WATERBERG	921121402	PRIMARY SCHOOL	2	YES	Yes	5	2	159	921.20	164 411	1 525	165 935	146 471	154 707	163 388
2988	MANANYE	WATERBERG	921121471	SECONDARY SCHOOL	2	YES	Yes	13	1	569	921.20	458 801	863	459 664	524 163	553 637	584 704
2989	MANGMEDI	WATERBERG	921121488	PRIMARY SCHOOL	2	YES	Yes	10	0	403	921.20	329 683	338	330 021	371 244	392 119	414 123
2990	MANTLHAKANE	WATERBERG	906142157	PRIMARY SCHOOL	2	YES	Yes	5	1	218	921.20	130 840	1 126	131 966	200 822	212 114	224 017
2991	MAPALA	WATERBERG	921142102	PRIMARY SCHOOL	2	YES	Yes	9	3	211	921.20	282 339	145	282 484	194 373	205 303	216 824
2992	MAPELA	WATERBERG	921142126	PRIMARY SCHOOL	2	YES	Yes	5	3	560	921.20	130 840	502	131 342	515 872	544 880	575 456
2993	MAPTIKAMA	WATERBERG	921140328	PRIMARY SCHOOL	2	YES	Yes	9	0	183	921.20	166 132	389	166 531	168 580	178 059	188 051
2994	MARCUS MASIBE	WATERBERG	921250300	PRIMARY SCHOOL	2	YES	Yes	4	0	381	921.20	97 289	290	97 559	350 977	370 713	391 516
2995	MASEKUNYANE	WATERBERG	922250348	SECONDARY SCHOOL	2	YES	Yes	7	0	204	921.20	129 979	781	130 760	187 925	198 492	209 630
2996	MASHAO MABUSHA	WATERBERG	921142096	PRIMARY SCHOOL	2	YES	Yes	12	3	307	921.20	340 012	88	340 100	282 808	298 711	315 473
2997	MASHOBELA	WATERBERG	921250423	SECONDARY SCHOOL	2	YES	Yes	7	2	94	921.20	165 931	197	166 128	86 593	91 462	96 594
2998	MASHOSHO	WATERBERG	921141994	PRIMARY SCHOOL	2	YES	Yes	4	1	296	921.20	62 838	326	63 163	272 675	288 008	304 170
2999	MASHUBASHUBA	WATERBERG	921142201	SECONDARY SCHOOL	2	YES	Yes	9	5	136	921.20	321 935	589	322 534	125 283	132 328	139 754
3000	MASIPA	WATERBERG	921250485	COMBINED SCHOOL	2	YES	Yes	15	1	65	921.20	305 580	191	305 772	59 878	63 245	66 794
3001	MASWKANANOKO	WATERBERG	921142003	PRIMARY SCHOOL	2	YES	Yes	2	0	163	921.20	30 128	611	30 739	150 156	158 599	167 499
3002	MATANTA	WATERBERG	921142263	SECONDARY SCHOOL	2	YES	Yes	12	2	311	921.20	315 910	626	316 536	287 340	302 603	319 584
3003	MATATANE	WATERBERG	921142218	SECONDARY SCHOOL	2	YES	Yes	18	3	171	921.20	622 351	391	622 742	157 525	166 383	175 720
3004	MATHEKA	WATERBERG	922250683	PRIMARY SCHOOL	2	YES	Yes	15	6	185	921.20	521 639	416	522 055	170 422	180 005	190 106
3005	MATHLAMISHA	WATERBERG	921142133	SECONDARY SCHOOL	2	YES	Yes	9	1	430	921.20	147 195	552	147 747	396 116	418 390	441 868
3006	MATHLUSERA	WATERBERG	922250775	SECONDARY SCHOOL	2	YES	Yes	6	4	115	921.20	160 988	779	161 747	105 938	111 895	118 174
3007	MATLABA	WATERBERG	991101301	PRIMARY SCHOOL	2	YES	Yes	14	4	221	921.20	412 318	655	412 974	203 565	215 033	227 100
3008	MATOPA	WATERBERG	921142379	SECONDARY SCHOOL	2	YES	Yes	14	3	351	921.20	525 943	179	526 121	323 341	341 523	360 688
3009	MATSETSENG	WATERBERG	921250782	PRIMARY SCHOOL	2	YES	Yes	6	2	205	921.20	186 791	445	187 237	188 846	199 465	210 658
3010	MATSHWARA	WATERBERG	921250829	SECONDARY SCHOOL	2	YES	Yes	4	0	1069	921.20	89 522	218	89 741	984 763	1 040 137	1 098 504

No.	Name of school	District	EMIS number	Primary Secondary Combined	Quintile	No Fee Status	Section 21 Status	Nr of Educators	Nr of non Educators	Nr of Learners	Allocation per learner 2018	Main Appropriation		Adjusted Appropriation 2017/2018		Revised estimate		Medium-term estimates	
												2018	2017/2018	2018	2019	2020			
3011	WATSABABA	WATERBERG	921142010	SECONDARY SCHOOL	2	YES	Yes	8	0	246	921.20	218 641	1 054	219 695	226 615	239 338	252 790		
3012	WATSIBE	WATERBERG	921142068	SECONDARY SCHOOL	2	YES	Yes	8	2	332	921.20	302 137	363	302 501	305 838	323 036	341 163		
3013	WATSOGELLA	WATERBERG	921142119	SECONDARY SCHOOL	2	YES	Yes	4	1	232	921.20	82 636	334	82 970	213 718	225 736	238 403		
3014	MAZWE	WATERBERG	921142706	SECONDARY SCHOOL	2	YES	Yes	15	3	243	921.20	249 629	674	250 303	223 852	236 439	249 707		
3015	MEETSITSEHLA	WATERBERG	921250980	SECONDARY SCHOOL	2	YES	Yes	26	5	704	921.20	752 330	389	752 719	648 525	684 992	723 430		
3016	MFAKE	WATERBERG	921140987	PRIMARY SCHOOL	2	YES	Yes	6	1	362	921.20	189 374	1 035	190 409	333 474	352 226	371 991		
3017	MMADIKANA	WATERBERG	921142270	SECONDARY SCHOOL	2	YES	Yes	8	0	638	921.20	149 777	389	150 176	587 726	620 774	655 609		
3018	MMAMANGINA	WATERBERG	921142072	PRIMARY SCHOOL	2	YES	Yes	3	0	1456	921.20	122 232	168	122 400	1 341 267	1 416 688	1 496 186		
3019	MMANTUTULE	WATERBERG	921141864	SECONDARY SCHOOL	2	YES	Yes	32	8	790	921.20	1 109 558	437	1 109 995	727 748	768 670	811 804		
3020	MMAY	WATERBERG	922251984	SECONDARY SCHOOL	2	YES	Yes	9	4	221	921.20	240 160	170	240 331	203 585	215 033	227 100		
3021	MMERA	WATERBERG	921251181	PRIMARY SCHOOL	2	YES	Yes	41	4	651	921.20	1 600 209	132	1 600 341	599 701	633 423	688 968		
3022	MMOPA	WATERBERG	921140205	PRIMARY SCHOOL	2	YES	Yes	3	0	314	921.20	71 446	214	71 660	289 257	305 522	322 666		
3023	MOABI	WATERBERG	921140274	PRIMARY SCHOOL	2	YES	Yes	21	0	214	921.20	517 335	470	517 805	197 137	208 222	219 906		
3024	MOCHEKO	WATERBERG	921140281	PRIMARY SCHOOL	2	YES	Yes	19	6	154	921.20	594 806	229	595 035	141 865	149 842	158 250		
3025	MODIENYANA	WATERBERG	921140380	PRIMARY SCHOOL	2	YES	Yes	8	4	198	921.20	237 578	132	237 710	182 398	192 654	203 465		
3026	MODISHA	WATERBERG	921421027	PRIMARY SCHOOL	2	YES	Yes	39	3	269	921.20	987 326	206	987 532	247 803	261 737	276 424		
3027	MOHLAKAMOTALA	WATERBERG	921141918	SECONDARY SCHOOL	2	YES	Yes	7	5	272	921.20	231 553	284	231 836	250 566	264 666	279 507		
3028	MOKONENKONOKO	WATERBERG	921521378	SECONDARY SCHOOL	2	YES	Yes	4	4	323	921.20	105 016	587	105 603	297 548	314 279	331 915		
3029	MOKOPANE-SOUTH	WATERBERG	921140847	PRIMARY SCHOOL	2	YES	Yes	16	1	1074	921.20	475 156	515	475 671	989 369	1 045 002	1 103 642		
3030	MOKWEELE	WATERBERG	921140908	PRIMARY SCHOOL	2	YES	Yes	10	2	350	921.20	165 272	454	165 725	322 420	340 550	359 660		
3031	MONALA	WATERBERG	921141895	PRIMARY SCHOOL	2	YES	Yes	10	3	499	921.20	255 655	519	256 173	459 679	485 527	512 772		
3032	MOOKAMEDI	WATERBERG	921140960	SECONDARY SCHOOL	2	YES	Yes	12	5	273	921.20	383 912	603	384 515	251 488	265 629	280 555		
3033	MOOKGOPONG	WATERBERG	921141949	PRIMARY SCHOOL	2	YES	Yes	5	3	848	921.20	128 258	109	128 367	781 178	825 104	871 405		
3034	MORAKOLO	WATERBERG	921141901	SECONDARY SCHOOL	2	YES	Yes	18	4	671	921.20	513 892	385	514 286	618 125	652 883	689 520		
3035	MOROBA	WATERBERG	921141185	PRIMARY SCHOOL	2	YES	Yes	10	2	266	921.20	342 594	594	343 189	245 039	258 818	273 342		
3036	MOROE	WATERBERG	921141192	PRIMARY SCHOOL	2	YES	Yes	6	2	381	921.20	166 993	271	167 264	350 977	370 713	391 516		
3037	MORUKHURUKHUNG	WATERBERG	921142256	PRIMARY SCHOOL	2	YES	Yes	7	2	219	921.20	177 323	357	177 680	201 743	213 087	225 044		
3038	MOESANE BALOYI	WATERBERG	921141321	PRIMARY SCHOOL	2	YES	Yes	12	7	447	921.20	475 156	477	475 633	411 776	434 931	459 337		
3039	MOSHIRA	WATERBERG	921121945	PRIMARY SCHOOL	2	YES	Yes	7	1	239	921.20	159 246	1 806	161 052	220 167	232 547	245 596		

No.	Name of school	District	EMIS number	Primary/Secondary Combined	Quintile	No Fee Status	Section 21 Status	Nr of Educators	Nr of non Educators	Nr of Learners	Allocation per learner 2018	2017/2018		Medium-term estimates			
												Main Appropriation	Adjusted Appropriation	Revised estimate	2018	2019	2020
3040	MOSIMA	WATERBERG	921120379	PRIMARY SCHOOL	2	YES	Yes	11	4	125	921.20	323 657	748	324 405	115 150	121 625	128 450
3041	MOTJERE	WATERBERG	921120393	SECONDARY SCHOOL	2	YES	Yes	14	4	363	921.20	216 058	2 098	218 156	334 396	353 099	373 019
3042	MOTLHAWA	WATERBERG	921120454	SECONDARY SCHOOL	2	YES	Yes	10	3	262	921.20	262 541	1 008	263 549	241 354	254 926	269 231
3043	MOTLHASEDI	WATERBERG	921122079	PRIMARY SCHOOL	2	YES	Yes	6	2	785	921.20	129 119	2 461	131 580	723 142	763 905	806 666
3044	MOTSHITSHI	WATERBERG	921120462	PRIMARY SCHOOL	2	YES	Yes	9	4	532	921.20	270 288	1 189	271 477	490 078	517 636	546 683
3045	MOYANENG	WATERBERG	921120577	SECONDARY SCHOOL	2	YES	Yes	6	1	290	921.20	121 371	697	122 069	267 148	282 170	298 004
3046	MPADI	WATERBERG	921120690	SECONDARY SCHOOL	2	YES	Yes	3	1	84	921.20	59 395	525	59 920	77 381	81 732	86 318
3047	MPEDI	WATERBERG	921120935	SECONDARY SCHOOL	2	YES	Yes	4	1	303	921.20	133 422	741	134 164	279 124	294 819	311 363
3048	MPHAKA	WATERBERG	921121990	PRIMARY SCHOOL	2	YES	Yes	12	4	162	921.20	311 606	1 357	312 963	149 234	157 626	166 474
3049	MPHOKENG	WATERBERG	921120980	SECONDARY SCHOOL	2	YES	Yes	6	0	181	921.20	149 777	3 049	152 827	166 737	176 113	185 996
3050	MPHUNYE	WATERBERG	921121129	SECONDARY SCHOOL	2	YES	Yes	7	3	512	921.20	160 107	1 124	161 230	471 654	498 176	526 131
3051	NAKONKMETLOU	WATERBERG	921121327	SECONDARY SCHOOL	2	YES	Yes	14	4	211	921.20	420 066	1 600	421 666	194 373	205 303	216 824
3052	NELLY	WATERBERG	921121396	PRIMARY SCHOOL	2	YES	Yes	3	1	213	921.20	92 965	1 833	94 799	196 216	207 249	218 879
3053	NKAKABIDI	WATERBERG	921121419	SECONDARY SCHOOL	2	YES	Yes	6	5	716	921.20	214 337	590	214 927	659 579	696 668	735 762
3054	NKETHLALWA	WATERBERG	906120034	COMBINED SCHOOL	2	YES	Yes	18	4	291	921.20	354 645	2 927	357 573	288 069	283 143	299 032
3055	NKGANGAETHA	WATERBERG	906121877	PRIMARY SCHOOL	2	YES	Yes	6	1	128	921.20	173 019	2 354	175 373	117 914	124 544	131 533
3056	NKGORU	WATERBERG	991102401	SECONDARY SCHOOL	2	YES	Yes	30	0	305	921.20	1 016 593	1 749	1 018 342	280 966	296 765	313 418
3057	NKIDIKITLANA	WATERBERG	906121822	PRIMARY SCHOOL	2	YES	Yes	10	1	279	921.20	243 604	688	244 271	257 015	271 467	286 700
3058	NKOBQ	WATERBERG	908110020	SECONDARY SCHOOL	2	YES	Yes	13	3	100	921.20	319 353	800	320 153	92 120	97 300	102 760
3059	NKONTLHA	WATERBERG	921110068	PRIMARY SCHOOL	2	YES	Yes	11	3	191	921.20	212 615	1 403	214 016	175 949	185 943	196 272
3060	NKUBE	WATERBERG	921110242	PRIMARY SCHOOL	2	YES	Yes	9	3	448	921.20	239 300	704	240 003	412 698	435 904	460 365
3061	NKATA	WATERBERG	921110273	SECONDARY SCHOOL	2	YES	Yes	23	3	257	921.20	668 834	701	669 535	236 748	250 061	264 093
3062	NTHUBA	WATERBERG	921111474	SECONDARY SCHOOL	2	YES	Yes	8	3	347	921.20	314 188	290	314 478	319 656	337 631	356 577
3063	NTHUBA	WATERBERG	921110396	SECONDARY SCHOOL	2	YES	Yes	35	0	489	921.20	598 249	424	598 673	450 467	475 797	502 496
3064	OLIFANTSDRIFT	WATERBERG	921111450	PRIMARY SCHOOL	2	YES	Yes	31	10	436	921.20	1 185 308	981	1 186 289	401 643	424 228	448 034
3065	PALEDI	WATERBERG	921110419	SECONDARY SCHOOL	2	YES	Yes	22	5	164	921.20	687 771	168	687 939	151 077	159 572	168 526
3066	PHALAPHAHLA	WATERBERG	921110464	SECONDARY SCHOOL	2	YES	Yes	7	0	170	921.20	215 198	607	215 804	156 604	165 410	174 692
3067	PHALINDGOE	WATERBERG	921110501	SECONDARY SCHOOL	2	YES	Yes	17	1	453	921.20	516 474	1 212	517 686	417 304	440 769	465 503
3068	PIENARSRIVER	WATERBERG	921110549	PRIMARY SCHOOL	2	YES	Yes	8	3	894	921.20	260 819	254	261 073	823 553	869 862	918 674
3069	PRIVANA	WATERBERG	921110587	SECONDARY SCHOOL	2	YES	Yes	7	1	153	921.20	199 703	557	200 260	140 944	148 869	157 223
3070	PODILE	WATERBERG	921110594	PRIMARY SCHOOL	2	YES	Yes	4	1	914	921.20	130 840	575	131 415	841 977	889 322	939 226

No.	Name of school	District	EMIS number	Primary/Secondary Combined	Quintile	No Fee Status	Section 21 Status	Nrof Educators	Nrof non Educators	Nrof Learners	Allocation per learner 2018	Main Appropriation		Adjusted Appropriation		Revised estimate			Medium-term estimates		
												2017/2018	2018	2017/2018	2018	2018	2019	2020			
3071	POULOS MOSIMA	WATERBERG	921110600	PRIMARY SCHOOL	2	YES	Yes	7	7	139	921.20	167 854	760	168 614	128 047	135 247	142 836				
3072	PT MATLALA	WATERBERG	921110686	SECONDARY SCHOOL	2	YES	Yes	8	1	299	921.20	236 717	746	237 463	275 439	290 927	307 252				
3073	RABASOTHO	WATERBERG	921110723	PRIMARY SCHOOL	2	YES	Yes	14	1	321	921.20	315 910	813	316 723	295 705	312 333	329 860				
3074	RABODITSE	WATERBERG	921110730	SECONDARY SCHOOL	2	YES	Yes	3	1	99	921.20	64 559	458	65 017	91 199	96 327	101 732				
3075	RADIBAKI	WATERBERG	921110754	PRIMARY SCHOOL	2	YES	Yes	3	2	637	921.20	34 432	590	35 022	586 804	619 801	654 951				
3076	RADINONG	WATERBERG	908110761	SECONDARY SCHOOL	2	YES	Yes	19	0	346	921.20	302 998	1 644	304 642	318 735	336 668	355 950				
3077	RALEHUWANE	WATERBERG	921110891	PRIMARY SCHOOL	2	YES	Yes	28	10	430	921.20	913 298	1 331	914 630	396 116	418 390	441 868				
3078	RALLELEDU	WATERBERG	921111436	SECONDARY SCHOOL	2	YES	Yes	9	3	385	921.20	277 174	813	277 987	354 662	374 605	395 626				
3079	RAMAKWAPENG	WATERBERG	906111771	PRIMARY SCHOOL	2	YES	Yes	14	6	134	921.20	394 242	284	394 525	123 441	130 382	137 698				
3080	RAMASHILO	WATERBERG	921111443	PRIMARY SCHOOL	2	YES	Yes	10	3	179	921.20	255 655	937	256 591	164 895	174 167	183 940				
3081	RAMELA	WATERBERG	921111016	PRIMARY SCHOOL	2	YES	Yes	16	1	495	921.20	687 771	1 180	688 951	455 994	481 635	508 662				
3082	RAMOGABUDI	WATERBERG	921111023	SECONDARY SCHOOL	2	YES	Yes	18	0	752	921.20	581 033	174	581 208	692 742	731 666	772 755				
3083	RAMOJAPUDI	WATERBERG	921111047	PRIMARY SCHOOL	2	YES	Yes	7	0	708	921.20	203 146	666	203 812	652 210	688 884	727 541				
3084	RAMOKGAGELE	WATERBERG	921111160	PRIMARY SCHOOL	2	YES	Yes	11	1	208	921.20	299 555	428	299 983	191 610	202 384	213 741				
3085	RAMOLLWANE	WATERBERG	921111467	SECONDARY SCHOOL	2	YES	Yes	7	4	307	921.20	194 539	162	194 700	282 808	298 711	315 473				
3086	RAMOTLHATSWANE	WATERBERG	906111788	PRIMARY SCHOOL	2	YES	Yes	9	5	298	921.20	342 594	575	343 170	274 518	289 954	306 225				
3087	RANTJIE	WATERBERG	921110013	PRIMARY SCHOOL	2	YES	Yes	6	0	343	921.20	203 146	683	203 839	315 972	333 739	352 467				
3088	RASERITE	WATERBERG	921110037	SECONDARY SCHOOL	2	YES	Yes	3	1	436	921.20	105 877	988	106 875	401 643	424 228	448 034				
3089	RATINKE	WATERBERG	921110051	PRIMARY SCHOOL	2	YES	Yes	15	5	187	921.20	363 253	439	363 692	172 264	181 951	192 161				
3090	RAMESHI	WATERBERG	921110075	PRIMARY SCHOOL	2	YES	Yes	6	3	409	921.20	228 970	1 350	230 320	376 771	397 957	420 288				
3091	REABILWE	WATERBERG	921110105	PRIMARY SCHOOL	2	YES	Yes	17	6	938	921.20	655 922	269	656 191	864 066	912 674	963 889				
3092	RHENOSTERKLOOF	WATERBERG	921110129	PRIMARY SCHOOL	2	YES	Yes	13	4	132	921.20	450 193	309	450 502	121 598	128 436	135 643				
3093	ROEDTAN	WATERBERG	921110136	COMBINED SCHOOL	2	YES	Yes	11	0	317	921.20	261 680	676	262 356	292 020	308 441	325 749				
3094	SEBILQANE	WATERBERG	908111528	PRIMARY SCHOOL	2	YES	Yes	7	1	620	921.20	83 497	1 567	85 063	571 144	603 260	637 112				
3095	SEFITHLOGO	WATERBERG	921110228	PRIMARY SCHOOL	2	YES	Yes	12	2	563	921.20	319 353	1 567	320 920	518 636	547 739	578 539				
3096	SEGALE	WATERBERG	921110266	PRIMARY SCHOOL	2	YES	Yes	7	0	74	921.20	135 144	313	135 457	68 169	72 002	76 042				
3097	SEGOLE	WATERBERG	921110426	PRIMARY SCHOOL	2	YES	Yes	7	0	285	921.20	179 905	548	180 453	262 542	277 305	292 866				
3098	SEHOJANE	WATERBERG	921110457	PRIMARY SCHOOL	2	YES	Yes	22	4	130	921.20	483 764	1 205	484 969	119 756	126 490	133 588				
3099	SEKANEMOVI	WATERBERG	921110532	PRIMARY SCHOOL	2	YES	Yes	10	0	201	921.20	210 894	342	211 236	185 161	195 573	206 548				
3100	SEKOBA	WATERBERG	921110556	SECONDARY SCHOOL	2	YES	Yes	7	2	241	921.20	172 188	428	172 586	222 009	234 493	247 652				

No.	Name of school	District	EMIS number	Primary/Secondary Combined	Quintile	No Fee Status	Section 21 Status	Nr of Educators	Nr of non Educators	Nr of Learners	Allocation per learner 2018	2017/2018		Medium-term estimates			
												Main Appropriation	Adjusted Appropriation	Revised estimate	2018	2019	2020
3101	SELEKA	WATERBERG	921110570	PRIMARY SCHOOL	2	YES	Yes	24	5	316	921.20	701 544	2 600	704 144	291 099	307 468	324 722
3102	SELVABOEGO	WATERBERG	921111634	PRIMARY SCHOOL	2	YES	Yes	7	2	67	921.20	296 973	466	297 439	61 720	65 191	68 849
3103	SEKETSENG	WATERBERG	991103401	SECONDARY SCHOOL	2	YES	Yes	4	2	272	921.20	116 207	1 348	117 555	250 566	264 656	279 507
3104	SEFEDI	WATERBERG	921110631	PRIMARY SCHOOL	2	YES	Yes	12	4	884	921.20	280 618	454	281 071	823 553	869 862	918 674
3105	SEPHUTHI	WATERBERG	921110648	SECONDARY SCHOOL	2	YES	Yes	8	7	389	921.20	247 047	317	247 364	338 347	378 497	399 736
3106	SEPOBE	WATERBERG	921110679	PRIMARY SCHOOL	2	YES	Yes	8	0	175	921.20	119 650	769	120 418	161 210	170 275	179 830
3107	SEREMA	WATERBERG	921110709	SECONDARY SCHOOL	2	YES	Yes	6	1	150	921.20	174 740	1 432	176 173	138 180	145 960	154 140
3108	SERITARIA	WATERBERG	921110747	SECONDARY SCHOOL	2	YES	Yes	12	1	718	921.20	365 634	260	365 894	661 422	698 614	737 817
3109	SESHOATLHA	WATERBERG	921110839	SECONDARY SCHOOL	2	YES	Yes	12	3	356	921.20	269 427	932	270 360	327 947	346 388	365 826
3110	SETHULA	WATERBERG	921110846	SECONDARY SCHOOL	2	YES	Yes	4	1	119	921.20	70 585	922	71 507	109 623	115 787	122 284
3111	SETJOAMADI	WATERBERG	921110877	PRIMARY SCHOOL	2	YES	Yes	14	4	279	921.20	328 822	236	329 118	257 015	271 467	286 700
3112	SEVELABATHO COMMERCIAL	WATERBERG	908111535	SECONDARY SCHOOL	2	YES	Yes	24	1	142	921.20	408 875	242	409 117	130 810	138 166	145 919
3113	SHONGOANE	WATERBERG	921110921	PRIMARY SCHOOL	2	YES	Yes	8	1	285	921.20	371 000	1 476	372 477	262 542	277 305	292 866
3114	SOKGEDIVA	WATERBERG	921111054	PRIMARY SCHOOL	2	YES	Yes	7	0	1133	921.20	150 638	578	151 216	1 043 720	1 102 409	1 164 271
3115	SOMAVUGHA	WATERBERG	921111078	SECONDARY SCHOOL	2	YES	Yes	7	1	723	921.20	157 525	254	157 779	666 028	703 479	742 955
3116	SUPI	WATERBERG	921111085	PRIMARY SCHOOL	2	YES	Yes	7	9	125	921.20	410 597	590	411 187	115 150	121 625	128 450
3117	SUSME	WATERBERG	921111115	PRIMARY SCHOOL	2	YES	Yes	19	7	443	921.20	773 850	428	774 279	408 092	431 039	455 227
3118	THABAKHIBIDU	WATERBERG	921111115	PRIMARY SCHOOL	2	YES	Yes	6	0	355	921.20	153 221	687	153 907	327 026	345 415	364 798
3119	THABANG	WATERBERG	991103304	PRIMARY SCHOOL	2	YES	Yes	21	4	183	921.20	743 723	1 972	745 694	168 580	178 059	188 051
3120	THABO/MBEKI	WATERBERG	921111191	SECONDARY SCHOOL	2	YES	Yes	4	1	339	921.20	101 573	2 295	103 869	312 287	329 847	348 356
3121	THUTLANE	WATERBERG	991102505	PRIMARY SCHOOL	2	YES	Yes	10	1	475	921.20	276 314	2 434	278 747	437 570	462 175	488 110
3122	TUJITJILA	WATERBERG	991102502	SECONDARY SCHOOL	2	YES	Yes	9	3	401	921.20	263 402	1 613	265 015	369 401	390 173	412 068
3123	TLAKANA	WATERBERG	921120478	PRIMARY SCHOOL	2	YES	Yes	4	0	147	921.20	82 636	1 806	84 442	135 416	143 031	151 057
3124	TLHAKO	WATERBERG	906120706	PRIMARY SCHOOL	2	YES	Yes	13	4	199	921.20	519 056	1 838	520 894	183 319	193 627	204 492
3125	TLOU MATLALA	WATERBERG	921120720	SECONDARY SCHOOL	2	YES	Yes	13	3	217	921.20	349 481	2 778	352 259	199 900	211 141	222 989
3126	TSHEESBEE	WATERBERG	991102303	PRIMARY SCHOOL	2	YES	Yes	7	0	204	921.20	276 896	2 419	281 315	187 925	198 492	209 630
3127	TSELAMAMAKE	WATERBERG	921121204	PRIMARY SCHOOL	2	YES	Yes	15	0	75	921.20	388 216	1 596	389 812	69 080	72 975	77 070
3128	TSHERANE	WATERBERG	921121426	PRIMARY SCHOOL	2	YES	Yes	5	1	159	921.20	118 789	2 398	121 187	146 471	154 707	163 368
3129	TSHIRELETSO	WATERBERG	921121525	SECONDARY SCHOOL	2	YES	Yes	5	0	265	921.20	152 360	1 531	153 891	244 118	257 945	272 314
3130	TSHUKUDU	WATERBERG	991104401	PRIMARY SCHOOL	2	YES	Yes	14	4	934	921.20	406 293	355	406 648	860 401	908 782	959 778

No.	Name of school	District	EMIS number	Primary/Secondary Combined	Quintile	No Fee Status	Section 21 Status	Nrof Educators	Nrof non Educators	Nrof Learners	Allocation per learner 2018	2017/2018		Medium-term estimates			
												Main Appropriation	Adjusted Appropriation	Revised estimate	2018	2019	2020
3131	VAALTYN	WATERBERG	910131645	PRIMARY SCHOOL	2	YES	Yes	22	6	716	921.20	630 959	754	631 713	659 579	696 668	735 762
3132	ABRAHNSBASA	CAPRICORN	907730079	PRIMARY SCHOOL	3	YES	Yes	19	1	235	921.20	586 198	183	586 381	216 482	228 655	241 486
3133	ALF MAKALENG	CAPRICORN	907731973	PRIMARY SCHOOL	3	YES	Yes	7	3	1237	921.20	183 348	1 678	185 026	1 139 524	1 203 601	1 271 141
3134	APRIL MANGAKAGA	CAPRICORN	907732313	PRIMARY SCHOOL	3	YES	Yes	11	2	525	921.20	273 731	3 887	277 618	483 630	510 825	539 490
3135	BADIMONG	CAPRICORN	907730833	PRIMARY SCHOOL	3	YES	Yes	7	4	809	921.20	252 211	1 502	253 713	745 251	787 157	831 328
3136	BAPHUTHENG	CAPRICORN	907730394	SECONDARY SCHOOL	3	YES	Yes	10	4	455	921.20	300 416	573	300 989	419 146	442 715	467 558
3137	BIKO PARK	CAPRICORN	991104502	PRIMARY SCHOOL	3	YES	Yes	13	4	91	921.20	393 381	1 338	394 719	83 829	88 543	93 512
3138	BOETSE	CAPRICORN	910131294	SECONDARY SCHOOL	3	YES	Yes	5	0	961	921.20	166 132	1 890	168 022	885 273	935 053	987 524
3139	BOIKETLO	CAPRICORN	910131461	PRIMARY SCHOOL	3	YES	Yes	10	4	952	921.20	341 724	284	342 017	876 982	926 286	978 275
3140	BOKAMOSO	CAPRICORN	922220019	SECONDARY SCHOOL	3	YES	Yes	24	2	740	921.20	775 572	538	776 109	681 688	720 020	760 424
3141	BOSHEGO	CAPRICORN	922220026	SECONDARY SCHOOL	3	YES	Yes	4	2	262	921.20	115 346	2 570	117 916	241 354	254 926	269 231
3142	OM SEHLAPELO	CAPRICORN	922220033	PRIMARY SCHOOL	3	YES	Yes	11	6	237	921.20	247 047	1 109	248 156	218 324	230 601	243 541
3143	DAVID NKOMBA	CAPRICORN	923240013	PRIMARY SCHOOL	3	YES	Yes	18	7	192	921.20	513 031	1 701	514 732	176 870	186 816	197 289
3144	DENDRON	CAPRICORN	923240037	PRIMARY SCHOOL	3	YES	Yes	3	3	1028	921.20	80 053	1 002	81 055	946 994	1 000 244	1 056 373
3145	DENDRON	CAPRICORN	922222442	SECONDARY SCHOOL	3	YES	Yes	11	2	1323	921.20	491 511	195	491 706	1 218 748	1 287 279	1 359 515
3146	DEREK KOBE	CAPRICORN	922220057	SECONDARY SCHOOL	3	YES	Yes	2	2	1665	921.20	64 559	2 088	66 657	1 441 678	1 522 745	1 608 194
3147	DIKGOPHENG	CAPRICORN	922220064	PRIMARY SCHOOL	3	YES	Yes	8	4	148	921.20	240 180	2 155	242 315	1 36 338	144 004	152 085
3148	DIKOLIBE	CAPRICORN	922220071	PRIMARY SCHOOL	3	YES	Yes	5	0	1316	921.20	114 485	1 556	116 041	1 212 289	1 280 468	1 352 322
3149	DIKWATA	CAPRICORN	923240051	PRIMARY SCHOOL	3	YES	Yes	7	2	510	921.20	169 576	571	170 147	469 812	496 230	524 076
3150	DIOPONG	CAPRICORN	922220125	PRIMARY SCHOOL	3	YES	Yes	16	3	1223	921.20	268 586	496	269 062	1 126 628	1 189 979	1 256 755
3151	DITLALESISO	CAPRICORN	922222469	SECONDARY SCHOOL	3	YES	Yes	8	1	1254	921.20	263 402	424	263 826	1 155 185	1 220 142	1 288 610
3152	DOORNSPRUIT	CAPRICORN	904210395	PRIMARY SCHOOL	3	YES	Yes	2	1	464	921.20	61 116	2 176	63 292	427 437	451 472	476 806
3153	DOROTHY LANGA	CAPRICORN	992201201	PRIMARY SCHOOL	3	YES	Yes	6	0	405	921.20	218 641	2 812	221 453	373 086	394 065	416 178
3154	DR. A.M.S. MAKUNYANE	CAPRICORN	923280109	SECONDARY SCHOOL	3	YES	Yes	25	0	686	921.20	768 685	3 263	771 949	631 943	667 478	704 934
3155	DR. DIXON MPHAHLELE	CAPRICORN	923240089	PRIMARY SCHOOL	3	YES	Yes	16	1	1117	921.20	380 469	296	380 765	1 028 980	1 086 841	1 147 829
3156	DR. M.J. MADIBA	CAPRICORN	923240105	SECONDARY SCHOOL	3	YES	Yes	5	0	229	921.20	144 613	2 738	147 351	210 955	222 817	235 320
3157	ERNEST MATLOU	CAPRICORN	923240112	PRIMARY SCHOOL	3	YES	Yes	11	3	1048	921.20	137 726	1 084	138 810	965 418	1 019 704	1 076 925
3158	ESAU MOSEDAME	CAPRICORN	920235734	PRIMARY SCHOOL	3	YES	Yes	23	6	163	921.20	560 906	2 537	553 442	150 166	158 589	167 469
3159	EUREKA	CAPRICORN	923242217	PRIMARY SCHOOL	3	YES	Yes	15	3	1030	921.20	336 589	2 812	339 381	948 836	1 002 190	1 058 428
3160	FRANIS MOHLALA	CAPRICORN	904220132	SECONDARY SCHOOL	3	YES	Yes	6	0	534	921.20	103 295	981	104 276	491 921	519 582	548 738

No.	Name of school	District	EMIS number	Primary/Secondary Combined	Quintile	No Fee Status	Section 21 Status	Nr of Educators	Nr of non Educators	Nr of Learners	Allocation per learner 2018	Main Appropriation		Adjusted Appropriation 2017/2018		Revised estimate		Medium-term estimates	
												2018	2019	2018	2019	2018	2019	2018	2019
3161	GEORGE MORAGJULA	CAPRICORN	922220149	SECONDARY SCHOOL	3	YES	Yes	6	3	338	921.20	197 992	857	198 839	311 366	328 874	347 329	347 329	
3162	GOOD HOPE	CAPRICORN	922220156	PRIMARY SCHOOL	3	YES	Yes	3	0	1192	921.20	63 698	1 516	65 215	1 098 070	1 159 816	1 224 899	1 224 899	
3163	GREENSIDE	CAPRICORN	923260161	PRIMARY SCHOOL	3	YES	Yes	8	0	1403	921.20	234 996	2 375	237 371	1 292 444	1 365 119	1 441 723	1 441 723	
3164	HARRY OPPENHEIMER	CAPRICORN	922220163	SECONDARY SCHOOL	3	YES	Yes	25	8	736	921.20	917 602	447	918 049	678 003	716 128	756 314	756 314	
3165	HILLSIDE PARK	CAPRICORN	922220170	PRIMARY SCHOOL	3	YES	Yes	26	5	174	921.20	811 725	2 178	813 903	160 289	169 302	178 802	178 802	
3166	HOSEANTSOME	CAPRICORN	92222480	PRIMARY SCHOOL	3	YES	Yes	4	1	166	921.20	105 016	342	105 359	152 919	161 518	170 962	170 962	
3167	HUELERENG	CAPRICORN	923260178	PRIMARY SCHOOL	3	YES	Yes	11	3	296	921.20	363 253	2 180	365 433	272 875	288 008	304 170	304 170	
3168	HWITI	CAPRICORN	992203502	SECONDARY SCHOOL	3	YES	Yes	9	1	997	921.20	300 416	1 159	301 575	918 436	970 081	1 024 517	1 024 517	
3169	IKAGELENG	CAPRICORN	922220187	PRIMARY SCHOOL	3	YES	Yes	6	0	382	921.20	163 550	737	164 287	351 898	371 866	392 543	392 543	
3170	ITILELE	CAPRICORN	992205502	PRIMARY SCHOOL	3	YES	Yes	12	8	356	921.20	300 416	2 495	302 911	327 947	346 388	365 826	365 826	
3171	ITIRELENG	CAPRICORN	992205513	PRIMARY SCHOOL	3	YES	Yes	13	5	219	921.20	391 659	2 965	394 625	201 743	213 087	225 044	225 044	
3172	ITSHOMELENG	CAPRICORN	906230195	PRIMARY SCHOOL	3	YES	Yes	14	4	538	921.20	400 267	1 579	401 847	495 606	523 474	552 849	552 849	
3173	JAWEJAWE LEDWABA	CAPRICORN	923261843	SECONDARY SCHOOL	3	YES	Yes	5	3	268	921.20	129 979	389	130 368	246 882	260 764	275 397	275 397	
3174	JOEL SIBASA	CAPRICORN	922220248	SECONDARY SCHOOL	3	YES	Yes	6	2	202	921.20	170 436	349	170 785	186 082	196 546	207 575	207 575	
3175	JOHN NRIMBA	CAPRICORN	923260215	PRIMARY SCHOOL	3	YES	Yes	8	0	207	921.20	179 044	611	179 655	190 688	201 411	212 713	212 713	
3176	JONAS LESETJALE DWABA	CAPRICORN	923240150	PRIMARY SCHOOL	3	YES	Yes	5	1	153	921.20	94 687	2 136	96 823	140 944	148 869	157 223	157 223	
3177	JONAS MANTJILU	CAPRICORN	919340579	SECONDARY SCHOOL	3	YES	Yes	6	2	155	921.20	177 323	714	178 037	142 766	150 815	159 278	159 278	
3178	KABELO	CAPRICORN	919340784	SECONDARY SCHOOL	3	YES	Yes	3	2	646	921.20	68 863	746	69 609	595 095	628 558	663 830	663 830	
3179	KGABO	CAPRICORN	923245633	SECONDARY SCHOOL	3	YES	Yes	2	0	363	921.20	48 204	489	48 694	334 396	353 199	373 019	373 019	
3180	KGALAKA	CAPRICORN	905340562	PRIMARY SCHOOL	3	YES	Yes	11	1	367	921.20	228 970	1 174	230 144	338 080	357 091	377 129	377 129	
3181	KGOLOKGOTLHA LEDWABA	CAPRICORN	922220262	SECONDARY SCHOOL	3	YES	Yes	24	0	305	921.20	842 713	582	843 295	280 966	296 765	313 418	313 418	
3182	KGOTLHO	CAPRICORN	922220266	PRIMARY SCHOOL	3	YES	Yes	16	5	158	921.20	596 527	422	596 950	145 550	153 734	162 361	162 361	
3183	KHASSO	CAPRICORN	922220293	SECONDARY SCHOOL	3	YES	Yes	6	3	877	921.20	226 388	433	226 820	807 892	853 321	901 205	901 205	
3184	KLAAS MOTTHAPO	CAPRICORN	922220309	SECONDARY SCHOOL	3	YES	Yes	32	10	527	921.20	990 769	328	991 097	485 472	512 771	541 545	541 545	
3185	KOKONA DIKGALE	CAPRICORN	92222657	PRIMARY SCHOOL	3	YES	Yes	12	1	107	921.20	421 787	378	422 165	98 568	104 111	109 953	109 953	
3186	KONOTO	CAPRICORN	992205506	PRIMARY SCHOOL	3	YES	Yes	20	5	374	921.20	692 075	1 394	693 470	344 529	363 902	384 322	384 322	
3187	KOPANO	CAPRICORN	922220330	SECONDARY SCHOOL	3	YES	Yes	11	2	742	921.20	367 557	863	368 420	683 530	721 966	762 479	762 479	
3188	LAFATA	CAPRICORN	923240174	PRIMARY SCHOOL	3	YES	Yes	5	1	605	921.20	82 636	859	83 495	557 326	588 665	621 698	621 698	
3189	LEBOWA KGOMO	CAPRICORN	922220354	SECONDARY SCHOOL	3	YES	Yes	33	0	164	921.20	847 878	687	848 565	151 077	159 572	168 526	168 526	
3190	LEKOTA	CAPRICORN	923240204	SECONDARY SCHOOL	3	YES	Yes	24	1	487	921.20	875 423	338	875 762	448 624	473 851	500 441	500 441	

No.	Name of school	District	EMIS number	Primary Secondary Combined	Quintile	No Fee Status	Section 21 Status	Nr of Educators	Nr of non Educators	Nr of Learners	Allocation per learner 2018	Main Appropriation		Adjusted Appropriation 2017/2018		Revised estimate			Medium-term estimates		
																2018	2019	2020	2018	2019	2020
3191	LERULENG	CAPRICORN	922220378	SECONDARY SCHOOL	3	YES	Yes	24	1	361	921.20	605 996	1 913	607 909	332 553	351 253	370 964				
3192	LETLAKANA	CAPRICORN	923240211	PRIMARY SCHOOL	3	YES	Yes	12	3	155	921.20	283 200	1 193	284 393	142 786	150 815	159 278				
3193	LETLITLO	CAPRICORN	923242361	PRIMARY SCHOOL	3	YES	Yes	5	2	537	921.20	204 007	225	204 232	494 684	522 501	551 821				
3194	LITTLE BEDFORDVIEW	CAPRICORN	923240235	PRIMARY SCHOOL	3	YES	Yes	8	0	800	921.20	167 854	781	168 635	736 960	778 400	822 080				
3195	LOTANANG	CAPRICORN	922260321	PRIMARY SCHOOL	3	YES	Yes	25	1	102	921.20	883 171	1 571	884 741	93 962	99 246	104 815				
3196	LUTHULI PARK	CAPRICORN	922260352	COMBINED SCHOOL	3	YES	Yes	39	3	1115	921.20	1 149 155	1 325	1 150 480	1 027 138	1 084 895	1 145 774				
3197	M.E. MAKGATO	CAPRICORN	923260376	SECONDARY SCHOOL	3	YES	Yes	60	20	636	921.20	1 393 619	351	1 393 970	595 883	618 828	653 954				
3198	M.P. MALATJIE	CAPRICORN	923240266	PRIMARY SCHOOL	3	YES	Yes	5	2	1081	921.20	117 928	1 046	118 974	995 817	1 051 813	1 110 836				
3199	MABOYANE	CAPRICORN	923240422	PRIMARY SCHOOL	3	YES	Yes	27	6	205	921.20	1 044 989	775	1 045 774	188 946	199 465	210 658				
3200	MADENATHAGA	CAPRICORN	923240464	PRIMARY SCHOOL	3	YES	Yes	12	5	66	921.20	418 344	328	418 672	60 799	64 218	67 822				
3201	MADITSI	CAPRICORN	922220461	SECONDARY SCHOOL	3	YES	Yes	29	7	56	921.20	988 187	1 128	989 315	51 987	54 468	57 546				
3202	MAFOLOFOLO	CAPRICORN	922260444	SECONDARY SCHOOL	3	YES	Yes	31	5	796	921.20	989 909	1 701	991 610	733 275	774 508	817 970				
3203	MAGOGO	CAPRICORN	922220507	SECONDARY SCHOOL	3	YES	Yes	14	2	194	921.20	377 887	210	378 087	178 713	188 762	199 354				
3204	MAHLODUMELA	CAPRICORN	992205604	PRIMARY SCHOOL	3	YES	Yes	18	6	251	921.20	344 316	2 417	346 733	231 221	244 223	257 928				
3205	MAIMANE	CAPRICORN	922220804	SECONDARY SCHOOL	3	YES	Yes	25	0	106	921.20	710 152	1 371	711 523	97 647	103 138	108 926				
3206	MAKANYE	CAPRICORN	922211395	PRIMARY SCHOOL	3	YES	Yes	21	5	1107	921.20	939 983	2 272	942 255	1 019 768	1 077 111	1 137 553				
3207	MAKGEFOLA	CAPRICORN	923240303	PRIMARY SCHOOL	3	YES	Yes	8	2	473	921.20	165 272	443	165 715	435 728	460 229	486 055				
3208	MAKGOATHANE	CAPRICORN	922220521	PRIMARY SCHOOL	3	YES	Yes	20	3	790	921.20	831 523	143	831 666	727 748	768 670	811 804				
3209	MAKGOKAKETSE	CAPRICORN	923260475	SECONDARY SCHOOL	3	YES	Yes	6	1	158	921.20	139 448	164	139 612	145 550	153 734	162 361				
3210	MAKGOFE	CAPRICORN	923240327	SECONDARY SCHOOL	3	YES	Yes	26	1	909	921.20	856 486	1 554	858 040	837 371	884 457	934 088				
3211	MAKGOKA	CAPRICORN	923240358	SECONDARY SCHOOL	3	YES	Yes	7	2	2060	921.20	349 481	466	349 947	1 897 672	2 004 380	2 116 856				
3212	MAKGONGOANA	CAPRICORN	922220545	SECONDARY SCHOOL	3	YES	Yes	13	4	853	921.20	370 140	508	370 648	785 784	829 989	876 543				
3213	MAKGWADIBA	CAPRICORN	923260550	PRIMARY SCHOOL	3	YES	Yes	33	1	332	921.20	1 022 619	246	1 022 864	305 838	323 066	341 163				
3214	MAKGWARENG	CAPRICORN	924240389	PRIMARY SCHOOL	3	YES	Yes	46	8	173	921.20	1 366 935	2 352	1 369 287	159 368	168 329	177 775				
3215	MAKOTOPONG	CAPRICORN	923240426	PRIMARY SCHOOL	3	YES	Yes	28	30	585	921.20	614 604	981	615 585	538 902	589 205	601 146				
3216	MALEMA -2	CAPRICORN	923260574	PRIMARY SCHOOL	3	YES	Yes	5	0	251	921.20	181 627	1 697	183 323	231 221	244 223	257 928				
3217	MALESA	CAPRICORN	923240433	PRIMARY SCHOOL	3	YES	Yes	5	0	530	921.20	128 258	389	128 657	488 236	515 680	544 628				
3218	MALESELA	CAPRICORN	922220552	PRIMARY SCHOOL	3	YES	Yes	8	0	593	921.20	246 186	1 970	248 156	546 272	576 989	609 367				
3219	MANABUDUISHA	CAPRICORN	923240467	SECONDARY SCHOOL	3	YES	Yes	48	6	593	921.20	1 088 899	4 444	1 093 343	546 272	576 989	609 367				
3220	MANAHILO	CAPRICORN	923240464	PRIMARY SCHOOL	3	YES	Yes	12	5	1049	921.20	345 177	1 917	347 094	966 339	1 020 677	1 077 952				

No.	Name of school	District	EMIS number	Primary/Secondary Combined	Quintile	No Fee Status	Section 21 Status	Nr of Educators	Nr of non Educators	Nr of Learners	Allocation per learner 2018	Main Appropriation	Adjusted Appropriation 2017/2018	Revised estimate	Medium-term estimates		
															2018	2019	2020
3221	MANAOLO	CAPRICORN	923240471	PRIMARY SCHOOL	3	YES	Yes	9	4	588	921.20	300 416	680	301 096	541 666	572 124	604 229
3222	MANOTHE	CAPRICORN	922220569	PRIMARY SCHOOL	3	YES	Yes	6	1	250	921.20	186 791	397	187 188	230 300	243 250	256 900
3223	MANPHOKU	CAPRICORN	923240495	SECONDARY SCHOOL	3	YES	Yes	15	3	246	921.20	483 764	1 237	485 001	228 469	241 304	254 845
3224	MANANGA	CAPRICORN	922220583	PRIMARY SCHOOL	3	YES	Yes	12	0	1069	921.20	235 856	563	236 419	984 763	1 040 137	1 088 504
3225	MANKGAKISHA	CAPRICORN	923240518	PRIMARY SCHOOL	3	YES	Yes	12	0	311	921.20	199 703	1 111	200 814	286 493	302 603	319 584
3226	MANTHEDING	CAPRICORN	923240525	PRIMARY SCHOOL	3	YES	Yes	5	2	664	921.20	186 791	1 254	188 045	611 677	646 072	682 326
3227	MAPANGULA	CAPRICORN	923240549	PRIMARY SCHOOL	3	YES	Yes	7	0	265	921.20	136 005	1 428	137 433	244 118	257 845	272 314
3228	MAPELOANA	CAPRICORN	923240556	SECONDARY SCHOOL	3	YES	Yes	8	0	557	921.20	175 601	2 211	177 812	513 108	541 961	572 373
3229	MAPHUTO	CAPRICORN	923260628	PRIMARY SCHOOL	3	YES	Yes	30	8	744	921.20	715 316	1 254	716 570	685 373	723 912	764 534
3230	MAPUDITHOMO	CAPRICORN	919340487	PRIMARY SCHOOL	3	YES	Yes	18	0	1014	921.20	420 086	544	420 609	934 097	986 622	1 041 986
3231	MARETLWANG	CAPRICORN	904240600	PRIMARY SCHOOL	3	YES	Yes	12	2	288	921.20	329 683	559	330 241	285 306	280 224	285 949
3232	MAROBALLA	CAPRICORN	923240617	PRIMARY SCHOOL	3	YES	Yes	11	3	379	921.20	288 385	2 285	290 649	349 135	388 767	389 460
3233	MAROBATHOTHA	CAPRICORN	922220644	SECONDARY SCHOOL	3	YES	Yes	5	3	1655	921.20	146 334	651	146 985	1 441 678	1 522 745	1 608 194
3234	MASEBODILA	CAPRICORN	923240679	PRIMARY SCHOOL	3	YES	Yes	25	3	479	921.20	801 395	1 430	802 826	441 255	486 067	492 220
3235	MASEDI	CAPRICORN	922220651	SECONDARY SCHOOL	3	YES	Yes	13	2	450	921.20	457 079	573	457 653	414 540	437 650	462 420
3236	MASEDIBU	CAPRICORN	923240686	SECONDARY SCHOOL	3	YES	Yes	3	2	598	921.20	96 408	1 193	97 601	550 878	581 054	614 505
3237	MASHASHANE	CAPRICORN	923242439	PRIMARY SCHOOL	3	YES	Yes	10	6	103	921.20	341 734	1 621	343 355	94 884	100 219	105 843
3238	MASHANOKO	CAPRICORN	923242279	PRIMARY SCHOOL	3	YES	Yes	27	3	272	921.20	717 038	2 174	719 212	250 566	264 666	279 507
3239	MASHUPYE TLADI	CAPRICORN	923260680	PRIMARY SCHOOL	3	YES	Yes	19	2	616	921.20	542 298	592	542 890	567 459	599 888	633 002
3240	MASOBE	CAPRICORN	923240730	SECONDARY SCHOOL	3	YES	Yes	16	3	156	921.20	208 311	798	209 109	143 707	151 788	160 306
3241	MASWAHLANE	CAPRICORN	923240747	PRIMARY SCHOOL	3	YES	Yes	20	4	628	921.20	496 676	3 163	499 838	578 514	611 044	645 333
3242	MATHETHALEDWABA	CAPRICORN	923240761	SECONDARY SCHOOL	3	YES	Yes	15	2	69	921.20	344 316	1 025	345 341	63 563	67 137	70 904
3243	MATHOMOMAYO	CAPRICORN	919340388	SECONDARY SCHOOL	3	YES	Yes	7	0	244	921.20	137 726	943	138 669	224 773	237 412	250 734
3244	MATOLO KHALO	CAPRICORN	922220675	PRIMARY SCHOOL	3	YES	Yes	14	4	588	921.20	441 595	1 239	442 824	541 666	572 124	604 229
3245	MATSHELANA	CAPRICORN	922220705	PRIMARY SCHOOL	3	YES	Yes	22	4	582	921.20	670 555	2 211	670 776	536 138	566 286	598 063
3246	MATSIRI IMOKGOKONG	CAPRICORN	922220712	PRIMARY SCHOOL	3	YES	Yes	5	2	550	921.20	105 877	569	106 446	506 660	535 150	565 180
3247	MATUANA	CAPRICORN	922220729	PRIMARY SCHOOL	3	YES	Yes	40	10	133	921.20	877 145	1 317	878 462	1 22 520	1 29 409	136 671
3248	MEGORING	CAPRICORN	923240785	PRIMARY SCHOOL	3	YES	Yes	23	9	1524	921.20	550 045	347	550 391	1 403 909	1 462 862	1 566 062
3249	MILENTE	CAPRICORN	919340876	SECONDARY SCHOOL	3	YES	Yes	29	4	141	921.20	913 298	1 373	914 672	1 29 889	137 193	144 892
3250	MILLENNIUM COLLEGE	CAPRICORN	922220743	COMBINED SCHOOL	3	YES	Yes	4	2	172	921.20	168 715	168	168 883	1 585 365	1 674 533	1 768 500

No.	Name of school	District	EMIS number	Primary/Secondary Combined	Quintile	No Fee Status	Section 21 Status	Nrof Educators	Nrof non Educators	Nrof Learners	Allocation per learner 2018	2017/2018		Medium-term estimates			
												Main Appropriation	Adjusted Appropriation	Revised estimate	2018	2019	2020
3251	MMAMARAMA	CAPRICORN	923260741	SECONDARY SCHOOL	3	YES	Yes	2	0	330	921.20	55 091	536	55 626	303 996	321 090	339 108
3252	IMANARE	CAPRICORN	922220767	SECONDARY SCHOOL	3	YES	Yes	7	3	475	921.20	105 877	1 199	107 076	437 570	462 715	488 110
3253	IMAPHUTI	CAPRICORN	922220774	SECONDARY SCHOOL	3	YES	Yes	33	7	532	921.20	710 152	1 231	711 382	490 078	517 636	546 863
3254	IMASESHA	CAPRICORN	922220576	PRIMARY SCHOOL	3	YES	Yes	8	2	1054	921.20	174 740	1 132	175 872	970 945	1 025 542	1 083 090
3255	MOCHOCHO	CAPRICORN	922220781	PRIMARY SCHOOL	3	YES	Yes	7	2	728	921.20	227 249	277	227 526	670 634	708 344	748 093
3256	MOGABANE	CAPRICORN	923240815	PRIMARY SCHOOL	3	YES	Yes	6	3	203	921.20	126 536	3 200	129 737	187 004	197 519	208 603
3257	MOGODUJMO	CAPRICORN	922220811	PRIMARY SCHOOL	3	YES	Yes	29	10	876	921.20	944 287	288	944 574	806 971	852 348	900 178
3258	MOHLAKWENG	CAPRICORN	904223424	SECONDARY SCHOOL	3	YES	Yes	13	3	767	921.20	399 407	-	399 407	706 560	746 291	788 169
3259	MOHLAPETSE	CAPRICORN	922220866	SECONDARY SCHOOL	3	YES	Yes	14	2	768	921.20	644 732	722	645 454	707 482	747 264	789 197
3260	MOKATI	CAPRICORN	922220873	PRIMARY SCHOOL	3	YES	Yes	9	2	925	921.20	184 209	1 027	185 236	852 110	900 025	950 530
3261	MOKOMENE	CAPRICORN	922220880	SECONDARY SCHOOL	3	YES	Yes	37	7	562	921.20	784 180	1 134	785 314	517 714	546 826	577 511
3262	MOLAMO	CAPRICORN	992206606	PRIMARY SCHOOL	3	YES	Yes	81	8	1389	921.20	1 905 789	2 268	1 908 057	1 279 547	1 351 497	1 427 336
3263	MOLAUTSI	CAPRICORN	922220927	SECONDARY SCHOOL	3	YES	Yes	26	5	878	921.20	775 572	1 514	777 086	808 814	854 294	902 233
3264	MOLOISI	CAPRICORN	923240877	SECONDARY SCHOOL	3	YES	Yes	9	4	498	921.20	271 149	420	271 969	498 758	484 554	511 745
3265	MONYONG	CAPRICORN	923260819	SECONDARY SCHOOL	3	YES	Yes	6	2	599	921.20	162 689	1 852	164 542	551 799	582 927	615 532
3266	MORARO	CAPRICORN	923220941	PRIMARY SCHOOL	3	YES	Yes	13	4	503	921.20	565 284	1 523	506 806	463 364	489 419	516 883
3267	MORIA	CAPRICORN	922222503	PRIMARY SCHOOL	3	YES	Yes	9	3	505	921.20	241 882	1 646	243 528	465 206	491 365	518 938
3268	MORITING	CAPRICORN	922220966	PRIMARY SCHOOL	3	YES	Yes	18	3	1095	921.20	480 321	1 961	482 282	1 008 714	1 065 435	1 125 222
3269	MORULENG	CAPRICORN	918340418	SECONDARY SCHOOL	3	YES	Yes	17	5	490	921.20	522 500	1 222	523 722	451 388	476 770	503 524
3270	MORUTWA	CAPRICORN	923240914	SECONDARY SCHOOL	3	YES	Yes	28	7	199	921.20	574 147	2 967	577 114	183 319	193 627	204 492
3271	MORWASETHULA	CAPRICORN	922222473	PRIMARY SCHOOL	3	YES	Yes	26	7	261	921.20	842 713	2 041	844 755	240 433	253 963	268 204
3272	MOSEBO	CAPRICORN	923240945	PRIMARY SCHOOL	3	YES	Yes	18	0	511	921.20	498 387	1 040	499 437	470 733	497 203	525 104
3273	MOSEFEDI	CAPRICORN	922222466	SECONDARY SCHOOL	3	YES	Yes	7	4	478	921.20	213 476	1 338	214 814	440 334	465 094	491 193
3274	MOTHEBA	CAPRICORN	923240952	PRIMARY SCHOOL	3	YES	Yes	8	2	479	921.20	228 109	1 069	229 718	441 255	486 067	492 220
3275	MOTHIMAKO	CAPRICORN	923240969	SECONDARY SCHOOL	3	YES	Yes	27	7	768	921.20	928 792	1 019	929 811	707 482	747 264	789 197
3276	MOTHOLO	CAPRICORN	923240976	PRIMARY SCHOOL	3	YES	Yes	7	3	699	921.20	262 541	2 260	264 801	643 919	680 127	718 292
3277	MOUNTAINVIEW	CAPRICORN	992206514	SECONDARY SCHOOL	3	YES	Yes	17	6	1458	921.20	562 957	1 056	564 013	1 343 110	1 418 634	1 488 241
3278	MPHARENG	CAPRICORN	923240983	PRIMARY SCHOOL	3	YES	Yes	7	0	1046	921.20	208 311	414	208 725	963 575	1 017 758	1 074 870
3279	MPHATLALATSANE	CAPRICORN	922221036	SECONDARY SCHOOL	3	YES	Yes	21	3	193	921.20	455 358	584	455 942	177 792	187 789	196 327
3280	MPHETSEBE	CAPRICORN	923240990	SECONDARY SCHOOL	3	YES	Yes	17	4	1097	921.20	641 289	1 065	642 353	1 010 556	1 067 381	1 127 277

No.	Name of school	District	EMIS number	Primary/Secondary Combined	Quintile	No Fee Status	Section 21 Status	Nr of Educators	Nr of non Educators	Nr of Learners	Allocation per learner 2018	2017/2018		Medium-term estimates			
												Main Appropriation	Adjusted Appropriation	Revised estimate	2018	2019	2020
3281	MPONEGELE	CAPRICORN	923260918	PRIMARY SCHOOL	3	YES	Yes	26	12	453	921.20	849 600	1 029	850 629	417 304	440 769	465 503
3282	NAPE	CAPRICORN	923241016	PRIMARY SCHOOL	3	YES	Yes	7	0	441	921.20	225 527	1 033	226 560	406 249	429 093	453 172
3283	NAPE TLADI	CAPRICORN	923241023	PRIMARY SCHOOL	3	YES	Yes	11	2	265	921.20	348 620	1 697	350 317	244 118	258 797	272 314
3284	NAPO	CAPRICORN	923241030	PRIMARY SCHOOL	3	YES	Yes	50	10	363	921.20	1 434 076	1 472	1 435 548	334 396	353 199	373 019
3285	NDLOWU	CAPRICORN	923241054	PRIMARY SCHOOL	3	YES	Yes	14	3	187	921.20	424 369	2 984	427 354	172 264	181 951	192 161
3286	NEMLOOK	CAPRICORN	92221081	PRIMARY SCHOOL	3	YES	Yes	11	5	1437	921.20	442 446	2 222	444 668	1 323 764	1 398 201	1 476 661
3287	NGWANA MOHUBE	CAPRICORN	92221098	SECONDARY SCHOOL	3	YES	Yes	32	3	495	921.20	605 996	410	606 406	455 994	481 635	508 662
3288	NGWANALAKA	CAPRICORN	923241078	SECONDARY SCHOOL	3	YES	Yes	6	1	330	921.20	90 383	2 407	92 790	303 996	321 090	339 108
3289	NGWANAMPHALELE	CAPRICORN	92221104	PRIMARY SCHOOL	3	YES	Yes	6	0	217	921.20	234 135	907	235 042	199 900	211 141	222 989
3290	NGWANASEHLAKWANA	CAPRICORN	92221111	SECONDARY SCHOOL	3	YES	Yes	11	7	186	921.20	469 991	914	470 905	171 343	180 978	191 134
3291	NNATLE	CAPRICORN	922211280	PRIMARY SCHOOL	3	YES	Yes	14	6	265	921.20	179 044	567	179 611	244 118	257 845	272 314
3292	NTHABISENG	CAPRICORN	92221135	SECONDARY SCHOOL	3	YES	Yes	16	6	255	921.20	567 261	754	568 015	234 906	248 115	262 038
3293	NTSEKGOFU	CAPRICORN	923260963	PRIMARY SCHOOL	3	YES	Yes	6	0	416	921.20	104 156	383	104 548	383 219	404 768	427 482
3294	NTSODI BAMBO	CAPRICORN	992206516	PRIMARY SCHOOL	3	YES	Yes	12	0	211	921.20	243 604	2 690	246 294	194 373	205 303	216 824
3295	OR. IMABOTJA	CAPRICORN	923260984	SECONDARY SCHOOL	3	YES	Yes	16	0	357	921.20	432 117	1 050	433 167	328 668	347 361	366 853
3296	PAXANA	CAPRICORN	923241108	PRIMARY SCHOOL	3	YES	Yes	11	5	875	921.20	496 676	901	497 577	806 050	851 375	899 150
3297	PEAKANYO	CAPRICORN	922223514	PRIMARY SCHOOL	3	YES	Yes	13	1	387	921.20	431 256	454	431 709	356 504	376 551	397 861
3298	PETER NCHABELENG	CAPRICORN	92221180	SECONDARY SCHOOL	3	YES	Yes	4	0	282	921.20	110 181	424	110 605	259 778	274 386	289 783
3299	PHIRI KOLOBE	CAPRICORN	92221197	SECONDARY SCHOOL	3	YES	Yes	38	12	125	921.20	1 275 691	565	1 276 256	115 150	121 625	128 450
3300	PHISHOGO	CAPRICORN	905341183	PRIMARY SCHOOL	3	YES	Yes	5	2	572	921.20	137 726	582	138 308	526 926	556 556	587 787
3301	PHOMOLONG	CAPRICORN	923261027	SECONDARY SCHOOL	3	YES	Yes	49	1	227	921.20	1 753 429	888	1 754 318	209 112	220 871	233 265
3302	POGUTI MARIBULLA	CAPRICORN	92221210	PRIMARY SCHOOL	3	YES	Yes	12	2	608	921.20	307 302	435	307 737	560 090	591 584	624 781
3303	PULA-HADIBOGO	CAPRICORN	92221227	PRIMARY SCHOOL	3	YES	Yes	22	0	1396	921.20	438 142	788	438 890	1 285 995	1 388 308	1 434 530
3304	RAMABU	CAPRICORN	904221258	SECONDARY SCHOOL	3	YES	Yes	19	4	491	921.20	472 574	1 844	474 418	452 309	477 743	504 552
3305	RAMATHOPE	CAPRICORN	92221265	SECONDARY SCHOOL	3	YES	Yes	20	0	1351	921.20	885 753	846	886 599	1 244 541	1 314 523	1 388 288
3306	RAMOKGOPA	CAPRICORN	92222497	PRIMARY SCHOOL	3	YES	Yes	18	0	146	921.20	609 439	670	610 109	134 495	142 068	150 030
3307	RANTI	CAPRICORN	92324262	SECONDARY SCHOOL	3	YES	Yes	5	2	160	921.20	166 993	300	167 294	147 392	155 680	164 416
3308	RANTSHU	CAPRICORN	92221296	PRIMARY SCHOOL	3	YES	Yes	21	8	178	921.20	728 228	1 229	729 457	163 974	173 194	182 913
3309	RARANG	CAPRICORN	923241153	PRIMARY SCHOOL	3	YES	Yes	23	9	275	921.20	690 354	536	690 889	253 300	267 575	282 950
3310	SAMUEL-THEMA	CAPRICORN	923241164	PRIMARY SCHOOL	3	YES	Yes	21	0	151	921.20	616 326	1 266	617 592	139 101	146 923	155 168

No.	Name of school	District	EMIS number	Primary/Secondary Combined	Quintile	No Fee Status	Section 21 Status	Nrof Educators	Nrof non Educators	Nrof Learners	Allocation per-learner 2018	2017/2018		Medium-term estimates			
												Main Appropriation	Adjusted Appropriation	Revised estimate	2018	2019	2020
3311	SEALE	CAPRICORN	923241191	SECONDARY SCHOOL	3	YES	Yes	22	5	382	921.20	735 115	2 948	738 063	351 888	371 686	392 543
3312	SEBAYENG	CAPRICORN	923241214	PRIMARY SCHOOL	3	YES	Yes	17	7	837	921.20	519 056	1 077	520 134	771 044	814 401	860 101
3313	SEEMOLE MARABA	CAPRICORN	923241245	SECONDARY SCHOOL	3	YES	Yes	32	11	81	921.20	1 187 029	3 005	1 190 035	74 617	78 813	83 236
3314	SEFOLOKO	CAPRICORN	919340708	SECONDARY SCHOOL	3	YES	Yes	33	6	1181	921.20	801 395	296	801 692	1 087 937	1 149 113	1 213 996
3315	SEGORENG	CAPRICORN	923241269	PRIMARY SCHOOL	3	YES	Yes	14	3	809	921.20	360 671	351	361 022	745 251	787 157	831 328
3316	SEHLARE	CAPRICORN	922221371	PRIMARY SCHOOL	3	YES	Yes	24	6	213	921.20	605 996	380	606 376	196 216	207 249	218 879
3317	SEKGPETJANA	CAPRICORN	904242354	SECONDARY SCHOOL	3	YES	Yes	12	3	299	921.20	414 040	569	414 609	275 439	290 927	307 252
3318	SECKA	CAPRICORN	922221401	PRIMARY SCHOOL	3	YES	Yes	15	3	91	921.20	428 952	317	427 269	83 829	88 543	93 512
3319	SESHIGO	CAPRICORN	919340357	SECONDARY SCHOOL	3	YES	Yes	32	8	1090	921.20	938 281	863	939 124	1 004 108	1 060 570	1 120 084
3320	SIONE	CAPRICORN	923241290	PRIMARY SCHOOL	3	YES	Yes	17	2	650	921.20	389 077	1 743	390 820	598 780	632 450	667 940
3321	SNELL-PHOSHOKO	CAPRICORN	922221432	PRIMARY SCHOOL	3	YES	Yes	12	2	945	921.20	188 513	189	188 702	870 534	919 485	971 082
3322	SOLONON MARABA	CAPRICORN	919340432	PRIMARY SCHOOL	3	YES	Yes	7	3	389	921.20	217 780	2 516	220 296	358 347	378 497	399 736
3323	SOLONONDALÉ	CAPRICORN	992203500	PRIMARY SCHOOL	3	YES	Yes	13	3	636	921.20	458 421	1 772	438 193	585 883	618 828	653 554
3324	TABUDI	CAPRICORN	922221463	SECONDARY SCHOOL	3	YES	Yes	13	0	164	921.20	396 824	443	397 267	151 077	159 572	168 526
3325	THAKGALANG	CAPRICORN	922221487	PRIMARY SCHOOL	3	YES	Yes	13	6	636	921.20	394 242	659	394 901	585 883	618 828	653 554
3326	THOMO -2	CAPRICORN	922221484	PRIMARY SCHOOL	3	YES	Yes	24	4	1248	921.20	666 251	191	666 443	1 149 658	1 214 304	1 282 445
3327	TLAKALE MASHASHANE	CAPRICORN	922221500	SECONDARY SCHOOL	3	YES	Yes	19	8	965	921.20	598 249	2 405	600 654	888 998	938 945	991 634
3328	TLOURVE	CAPRICORN	923241389	SECONDARY SCHOOL	3	YES	Yes	66	1	166	921.20	1 311 844	1 275	1 313 119	152 919	161 518	170 882
3329	TORONTO	CAPRICORN	922221531	PRIMARY SCHOOL	3	YES	Yes	24	0	1953	921.20	860 790	1 980	862 770	1 439 836	1 520 799	1 606 139
3330	VENUS	CAPRICORN	922221548	PRIMARY SCHOOL	3	YES	Yes	9	2	191	921.20	146 334	819	147 153	175 949	185 943	196 272
3331	WESTENBURG	CAPRICORN	923241405	SECONDARY SCHOOL	3	YES	Yes	42	8	738	921.20	1 038 974	1 346	1 040 320	679 946	718 074	758 369
3332	BABINATLOU	GREATER SEKHUKHUN	919340616	PRIMARY SCHOOL	3	YES	Yes	14	3	464	921.20	389 077	363	389 440	427 437	451 472	476 806
3333	GLEN COWIE	GREATER SEKHUKHUN	922221562	SECONDARY SCHOOL	3	YES	Yes	11	3	455	921.20	339 151	1 376	340 527	419 146	442 715	467 558
3334	JANE FURSE COMPREHENSIVE	GREATER SEKHUKHUN	923241450	COMBINED SCHOOL	3	YES	Yes	10	0	2094	921.20	234 996	2 671	237 667	1 928 983	2 037 462	2 151 794
3335	KGOMOTLOU	GREATER SEKHUKHUN	922221586	PRIMARY SCHOOL	3	YES	Yes	11	0	132	921.20	321 935	2 041	323 977	121 598	128 438	135 643
3336	LAERSKOOLOUTOKIA	GREATER SEKHUKHUN	923261386	PRIMARY SCHOOL	3	YES	Yes	9	0	286	921.20	157 525	383	157 917	263 463	278 278	283 894
3337	LEOLO	GREATER SEKHUKHUN	923241498	SECONDARY SCHOOL	3	YES	Yes	17	0	747	921.20	1 051 885	3 272	1 055 157	688 136	726 831	767 617
3338	MOANA WILLY MADITSI	GREATER SEKHUKHUN	922221623	PRIMARY SCHOOL	3	YES	Yes	21	4	513	921.20	421 787	439	422 226	472 576	499 149	527 159
3339	AKAVANI	MOPANI	904224228	PRIMARY SCHOOL	3	YES	Yes	11	5	706	921.20	338 290	1 588	339 878	650 367	686 938	725 466
3340	ALLERGRAINE	MOPANI	916410041	PRIMARY SCHOOL	3	YES	Yes	7	2	178	921.20	166 993	1 577	168 570	163 974	173 194	182 913

No.	Name of school	District	EMIS number	Primary/Secondary Combined	Quintile	No Fee Status	Section 21 Status	Nr of Educators	Nr of non Educators	Nr of Learners	Allocation per learner 2018	Main Appropriation		Revised estimate	Medium-term estimates		
												2017/2018	2018		2019	2020	
3341	B.N. NTSANWISI	MOPANI	916410188	PRIMARY SCHOOL	3	YES	Yes	9	0	810	921.20	205 729	2 684	208 413	746 172	788 130	832 356
3342	BALLOON MANTLIANA	MOPANI	916410225	PRIMARY SCHOOL	3	YES	Yes	9	3	697	921.20	242 743	2 253	244 896	642 076	678 181	716 237
3343	BANAMA	MOPANI	916411341	PRIMARY SCHOOL	3	YES	Yes	11	4	1321	921.20	235 856	1 993	237 849	1 216 905	1 285 333	1 357 460
3344	BANKUNA	MOPANI	916410539	SECONDARY SCHOOL	3	YES	Yes	12	2	456	921.20	369 279	823	370 102	420 067	443 888	468 956
3345	BENSON SHVITI	MOPANI	916411075	PRIMARY SCHOOL	3	YES	Yes	6	3	752	921.20	188 513	1 565	190 078	692 742	731 866	772 755
3346	BESSIE IMAAKE	MOPANI	916411099	SECONDARY SCHOOL	3	YES	Yes	20	0	273	921.20	408 014	1 197	409 211	251 488	265 629	280 555
3347	BOKGAGA	MOPANI	994402206	SECONDARY SCHOOL	3	YES	Yes	20	0	683	921.20	655 922	1 722	657 644	629 180	664 569	701 851
3348	BOLLANO TO	MOPANI	917420079	PRIMARY SCHOOL	3	YES	Yes	11	3	267	921.20	346 898	636	347 535	245 960	259 791	274 369
3349	BOMBELENI	MOPANI	994402207	PRIMARY SCHOOL	3	YES	Yes	15	1	914	921.20	335 708	2 327	338 035	841 977	889 322	939 226
3350	BORDEAUX	MOPANI	913420394	PRIMARY SCHOOL	3	YES	Yes	5	1	375	921.20	142 030	290	142 320	345 450	364 875	385 350
3351	BURGHERSDORP	MOPANI	917420222	SECONDARY SCHOOL	3	YES	Yes	16	4	402	921.20	507 005	2 174	509 179	370 322	391 146	413 095
3352	CALAIS	MOPANI	913420253	SECONDARY SCHOOL	3	YES	Yes	8	2	272	921.20	214 337	899	215 236	250 566	264 666	279 507
3353	CHARLES MATHONSI	MOPANI	917420363	SECONDARY SCHOOL	3	YES	Yes	13	6	593	921.20	461 383	3 532	464 916	546 272	576 989	609 367
3354	D.Z.J. MTEBULE	MOPANI	913420291	SECONDARY SCHOOL	3	YES	Yes	35	19	1166	921.20	1 142 288	1 539	1 143 808	1 074 119	1 134 518	1 198 182
3355	DAN	MOPANI	917420321	PRIMARY SCHOOL	3	YES	Yes	18	4	313	921.20	448 472	1 140	449 612	288 336	304 549	321 639
3356	DINGAMAZI	MOPANI	913421003	PRIMARY SCHOOL	3	YES	Yes	44	8	325	921.20	1 199 941	3 112	1 203 053	299 390	316 225	333 970
3357	DUDUDU	MOPANI	917420356	PRIMARY SCHOOL	3	YES	Yes	4	2	1214	921.20	111 042	3 257	114 299	1 118 337	1 181 222	1 247 506
3358	EHLEKETANI	MOPANI	917420482	PRIMARY SCHOOL	3	YES	Yes	11	3	303	921.20	185 070	3 614	188 684	279 124	294 819	311 363
3359	FOBENI	MOPANI	903420499	SECONDARY SCHOOL	3	YES	Yes	6	4	477	921.20	163 550	872	164 422	439 412	464 121	490 165
3360	FOSKOR	MOPANI	917420505	PRIMARY SCHOOL	3	YES	Yes	6	2	957	921.20	216 919	2 577	219 496	881 588	931 161	983 413
3361	GAZA	MOPANI	917420567	PRIMARY SCHOOL	3	YES	Yes	6	4	397	921.20	132 562	1 378	133 939	365 716	386 281	407 957
3362	GYANI	MOPANI	917420581	SECONDARY SCHOOL	3	YES	Yes	11	3	1355	921.20	340 873	1 520	342 393	1 248 226	1 318 415	1 392 398
3363	GYANI COMPREHENSIVE	MOPANI	917420598	PRIMARY SCHOOL	3	YES	Yes	21	5	1126	921.20	667 112	586	667 698	1 037 271	1 095 598	1 157 078
3364	HAENERTSBURG	MOPANI	913420680	PRIMARY SCHOOL	3	YES	Yes	5	1	263	921.20	74 028	1 271	75 298	242 276	255 899	270 259
3365	HANYANI THOMO	MOPANI	917420734	SECONDARY SCHOOL	3	YES	Yes	51	10	1158	921.20	1 113 862	1 537	1 115 399	1 066 750	1 126 734	1 189 961
3366	HATSHAWA	MOPANI	926540465	PRIMARY SCHOOL	3	YES	Yes	22	4	1125	921.20	695 518	1 472	696 990	1 036 350	1 094 625	1 156 050
3367	HETISEKA	MOPANI	926541984	SECONDARY SCHOOL	3	YES	Yes	5	0	180	921.20	166 993	655	167 648	165 816	175 140	184 968
3368	HIVUYERWILE COMMERCIAL	MOPANI	926540072	SECONDARY SCHOOL	3	YES	Yes	10	2	771	921.20	173 880	867	174 747	710 245	750 183	792 280
3369	HOLA-PONDO	MOPANI	926540614	SECONDARY SCHOOL	3	YES	Yes	3	2	245	921.20	76 610	601	77 211	225 694	238 365	251 762
3370	HOVHENI	MOPANI	926540683	PRIMARY SCHOOL	3	YES	Yes	39	0	285	921.20	1 030 366	1 995	1 032 361	262 542	277 305	292 866

No.	Name of school	District	EMIS number	Primary/Secondary Combined	Quintile	No Fee Status	Section 21 Status	Nrof Educators	Nrof non Educators	Nrof Learners	Allocation per learner 2018	2017/2018		Medium-term estimates			
												Main Appropriation	Adjusted Appropriation	Revised estimate	2018	2019	2020
3371	HUDSON NTSANWISI	MOPANI	926540126	SECONDARY SCHOOL	3	YES	Yes	16	3	1099	921.20	554 349	1 082	555 430	1 012 399	1 069 327	1 129 332
3372	KGARARA	MOPANI	926540188	PRIMARY SCHOOL	3	YES	Yes	21	2	341	921.20	762 660	2 457	765 117	314 129	331 793	350 412
3373	KGAPANE	MOPANI	926540201	SECONDARY SCHOOL	3	YES	Yes	11	2	821	921.20	324 518	628	325 146	756 305	798 833	843 660
3374	KGOPANE	MOPANI	926540928	PRIMARY SCHOOL	3	YES	Yes	15	5	164	921.20	537 994	1 449	539 443	151 077	159 572	168 526
3375	KHATAZA	MOPANI	926540942	SECONDARY SCHOOL	3	YES	Yes	10	3	299	921.20	177 323	1 615	178 938	275 439	290 927	307 252
3376	KHOMISANI	MOPANI	926540959	PRIMARY SCHOOL	3	YES	Yes	19	3	1187	921.20	544 880	1 506	546 386	1 093 464	1 154 951	1 219 761
3377	KHUDU	MOPANI	926541037	SECONDARY SCHOOL	3	YES	Yes	29	8	355	921.20	1 021 758	907	1 022 665	327 026	345 415	364 798
3378	KURHULA	MOPANI	926540263	PRIMARY SCHOOL	3	YES	Yes	34	5	1085	921.20	856 486	437	856 923	999 502	1 055 705	1 114 946
3379	LEBEKO	MOPANI	926541068	SECONDARY SCHOOL	3	YES	Yes	11	0	932	921.20	176 462	1 506	177 968	858 559	906 636	957 723
3380	LEBITSO	MOPANI	926540300	SECONDARY SCHOOL	3	YES	Yes	39	9	504	921.20	1 358 327	1 000	1 359 326	464 285	490 392	517 910
3381	LEFOKE	MOPANI	926540331	PRIMARY SCHOOL	3	YES	Yes	7	5	290	921.20	39 596	670	40 266	267 148	282 170	288 004
3382	LENVENYE	MOPANI	926540386	PRIMARY SCHOOL	3	YES	Yes	7	3	493	921.20	173 880	1 821	175 700	454 152	479 689	506 607
3383	LEPATO M.	MOPANI	926541143	SECONDARY SCHOOL	3	YES	Yes	27	2	834	921.20	783 319	275	783 594	768 281	811 482	857 018
3384	LESEDING	MOPANI	926540409	PRIMARY SCHOOL	3	YES	Yes	10	2	121	921.20	351 202	2 386	353 988	111 465	117 733	124 340
3385	LORRAINE BANARENG	MOPANI	926540530	PRIMARY SCHOOL	3	YES	Yes	18	19	949	921.20	386 495	1 306	387 801	874 219	923 377	975 192
3386	LULEKANI	MOPANI	926541196	PRIMARY SCHOOL	3	YES	Yes	55	19	1027	921.20	1 797 330	1 121	1 798 451	946 072	999 271	1 055 345
3387	LIVANDLAMUNI	MOPANI	901540461	SECONDARY SCHOOL	3	YES	Yes	4	1	400	921.20	129 119	1 279	130 397	368 480	389 200	411 040
3388	MAAKE	MOPANI	926541259	PRIMARY SCHOOL	3	YES	Yes	15	7	343	921.20	229 831	206	230 037	315 972	333 739	352 467
3389	MAALE	MOPANI	926541266	PRIMARY SCHOOL	3	YES	Yes	26	8	560	921.20	749 748	1 289	751 037	515 872	544 880	575 456
3390	MAALGBANE	MOPANI	926541303	SECONDARY SCHOOL	3	YES	Yes	17	2	482	921.20	447 611	1 688	449 239	444 018	468 986	485 303
3391	MABINE	MOPANI	916410164	PRIMARY SCHOOL	3	YES	Yes	18	1	1243	921.20	607 718	2 848	610 565	1 145 052	1 209 439	1 277 307
3392	MADJADJI	MOPANI	916411422	PRIMARY SCHOOL	3	YES	Yes	5	0	428	921.20	165 272	2 346	167 617	394 274	416 444	439 813
3393	MAFUMANI	MOPANI	916411310	SECONDARY SCHOOL	3	YES	Yes	24	1	882	921.20	881 746	1 653	883 398	812 498	858 186	906 343
3394	MAGEZA	MOPANI	916410300	INTERMEDIATE SCHOOL	3	YES	Yes	21	4	117	921.20	569 843	596	570 439	107 780	113 841	120 229
3395	MAGOLE TSA	MOPANI	916410409	SECONDARY SCHOOL	3	YES	Yes	27	16	329	921.20	1 083 735	2 516	1 086 250	303 075	320 117	338 080
3396	MAGOZA	MOPANI	916410584	SECONDARY SCHOOL	3	YES	Yes	28	9	1100	921.20	700 683	1 247	701 930	1 013 320	1 070 300	1 130 360
3397	MAHWAHWA	MOPANI	916410638	SECONDARY SCHOOL	3	YES	Yes	24	8	814	921.20	667 112	907	668 019	749 857	792 022	836 466
3398	MAJJE	MOPANI	916410751	SECONDARY SCHOOL	3	YES	Yes	13	2	1801	921.20	313 328	1 243	314 571	1 659 081	1 752 373	1 850 708
3399	MAKGWAHLENG	MOPANI	916410799	SECONDARY SCHOOL	3	YES	Yes	25	6	1161	921.20	717 899	1 327	719 226	1 069 513	1 129 653	1 193 044
3400	MAKHUSHANE	MOPANI	916410973	PRIMARY SCHOOL	3	YES	Yes	6	0	692	921.20	210 894	3 499	214 392	637 470	673 316	711 099

No.	Name of school	District	EMIS number	Primary/Secondary Combined	Quintile	No Fee Status	Section 21 Status	Nr of Educators	Nr of non Educators	Nr of Learners	Allocation per learner 2018	Main Appropriation		Revised estimate	Medium-term estimates		
												2017/2018	2018		2018	2019	2020
3401	MAKIKELA	MOPANI	916410980	SECONDARY SCHOOL	3	YES	Yes	26	11	685	921.20	776 433	1 012	777 445	631 022	666 505	703 906
3402	MAKOYONGO	MOPANI	916411088	SECONDARY SCHOOL	3	YES	Yes	8	3	376	921.20	316 771	1 044	317 814	346 371	365 848	386 378
3403	MALUBANA	MOPANI	916411327	PRIMARY SCHOOL	3	YES	Yes	11	1	267	921.20	341 734	1 550	343 283	245 960	259 791	274 369
3404	MALIVANDLA	MOPANI	916411174	PRIMARY SCHOOL	3	YES	Yes	11	3	319	921.20	238 439	384	238 823	293 863	310 387	327 804
3405	MANATELEPKAGSHANE	MOPANI	918510811	PRIMARY SCHOOL	3	YES	Yes	21	5	652	921.20	593 562	1 100	504 663	600 622	634 396	669 995
3406	MAMOSALA	MOPANI	918510446	SECONDARY SCHOOL	3	YES	Yes	36	8	176	921.20	1 004 542	647	1 005 189	162 131	171 248	180 658
3407	MANTSOBELE	MOPANI	918510682	SECONDARY SCHOOL	3	YES	Yes	10	4	293	921.20	222 094	2 024	224 108	269 912	285 089	301 087
3408	MANYUNYU	MOPANI	918511081	PRIMARY SCHOOL	3	YES	Yes	9	4	631	921.20	271 149	1 073	272 222	581 277	613 963	648 416
3409	MAPAANA	MOPANI	918511234	PRIMARY SCHOOL	3	YES	Yes	29	11	357	921.20	984 744	1 073	985 817	328 888	347 361	366 853
3410	MAPHOKWANE	MOPANI	918511319	SECONDARY SCHOOL	3	YES	Yes	9	3	1174	921.20	249 629	687	250 316	1 081 489	1 142 302	1 206 402
3411	MAPTITLULA	MOPANI	918510859	PRIMARY SCHOOL	3	YES	Yes	21	2	295	921.20	469 662	1 119	460 781	271 754	287 035	303 142
3412	MARITO	MOPANI	918511449	PRIMARY SCHOOL	3	YES	Yes	16	4	333	921.20	768 685	1 180	769 866	306 760	324 039	342 191
3413	MARIVENI	MOPANI	901420031	PRIMARY SCHOOL	3	YES	Yes	13	4	540	921.20	347 759	565	348 324	497 448	525 420	554 904
3414	MARK SHOPE	MOPANI	913420710	SECONDARY SCHOOL	3	YES	Yes	49	12	480	921.20	1 201 663	2 092	1 203 754	442 176	467 040	483 248
3415	MAROBONI	MOPANI	913420083	PRIMARY SCHOOL	3	YES	Yes	26	13	766	921.20	902 969	851	903 819	705 639	745 318	787 142
3416	MASASIWONA	MOPANI	913420130	SECONDARY SCHOOL	3	YES	Yes	11	26	519	921.20	241 021	342	241 364	478 103	504 987	533 324
3417	MASEKE	MOPANI	913420192	PRIMARY SCHOOL	3	YES	Yes	50	7	724	921.20	1 332 503	2 136	1 334 639	666 949	704 452	743 982
3418	MASHAVELA	MOPANI	913420208	PRIMARY SCHOOL	3	YES	Yes	26	5	1458	921.20	928 792	1 917	930 710	1 343 110	1 418 634	1 498 241
3419	MASHISHIMALE	MOPANI	913420239	PRIMARY SCHOOL	3	YES	Yes	8	5	967	921.20	179 905	2 596	182 501	890 800	940 891	983 669
3420	MASUNGULO-2	MOPANI	913420277	PRIMARY SCHOOL	3	YES	Yes	24	3	484	921.20	655 061	1 499	656 561	445 861	470 932	497 358
3421	MASIVANGANYI	MOPANI	913420307	PRIMARY SCHOOL	3	YES	Yes	12	2	559	921.20	261 680	2 638	264 318	514 951	543 907	574 428
3422	MATOME MODIKA	MOPANI	913420338	SECONDARY SCHOOL	3	YES	Yes	9	3	425	921.20	263 402	1 529	264 931	391 510	413 525	436 730
3423	MATOME-MALATJI	MOPANI	913420345	SECONDARY SCHOOL	3	YES	Yes	42	15	621	921.20	969 250	2 035	971 284	572 065	604 233	638 140
3424	MATSHANGWANE	MOPANI	913420352	PRIMARY SCHOOL	3	YES	Yes	7	2	688	921.20	269 427	1 392	270 820	633 786	669 424	706 989
3425	MAYUMBA	MOPANI	913420383	PRIMARY SCHOOL	3	YES	Yes	20	3	792	921.20	670 555	525	671 080	729 590	770 616	813 859
3426	MEDINGEN	MOPANI	913420413	PRIMARY SCHOOL	3	YES	Yes	3	2	673	921.20	119 650	901	120 551	619 968	654 629	681 575
3427	MEHEKETO	MOPANI	913420444	PRIMARY SCHOOL	3	YES	Yes	13	0	396	921.20	366 697	2 184	368 881	364 795	385 308	406 930
3428	METZ	MOPANI	913420543	PRIMARY SCHOOL	3	YES	Yes	37	5	768	921.20	1 005 403	1 630	1 007 032	707 482	747 264	789 197
3429	MHALAMHALA	MOPANI	994402301	PRIMARY SCHOOL	3	YES	Yes	15	3	246	921.20	242 743	1 873	244 616	226 615	239 358	252 790
3430	MMAKAU	MOPANI	913420604	PRIMARY SCHOOL	3	YES	Yes	21	0	720	921.20	897 804	571	898 375	663 264	700 560	739 872

No.	Name of school	District	EMIS number	Primary/Secondary Combined	Quintile	No Fee Status	Section 21 Status	Nrof Educators	Nrof non Educators	Nrof Learners	Allocation per learner 2018	2017/2018		Medium-term estimates			
												Main Appropriation	Adjusted Appropriation	Revised estimate	2018	2019	2020
3431	MMAKGOTLO	MOPANI	913420611	PRIMARY SCHOOL	3	YES	Yes	39	2	553	921.20	831 523	2 371	833 894	509 424	538 069	588 263
3432	MODURATSE	MOPANI	913420635	SECONDARY SCHOOL	3	YES	Yes	21	3	1648	921.20	433 838	1 315	435 153	1 518 138	1 603 304	1 693 485
3433	MODUIE	MOPANI	913420642	PRIMARY SCHOOL	3	YES	Yes	9	1	425	921.20	253 072	1 880	254 952	391 510	413 525	436 730
3434	MOGOBOYA RAMODIKE	MOPANI	913420673	PRIMARY SCHOOL	3	YES	Yes	12	1	186	921.20	408 014	1 772	409 787	171 343	180 978	191 134
3435	MOHLATLEGO MACHABA	MOPANI	916412053	SECONDARY SCHOOL	3	YES	Yes	28	1	933	921.20	786 782	2 071	788 833	859 480	907 809	958 751
3436	MOKGADI	MOPANI	913420741	PRIMARY SCHOOL	3	YES	Yes	4	0	100	921.20	114 485	2 486	116 971	92 120	97 300	102 760
3437	MOKUTUPI	MOPANI	913420772	PRIMARY SCHOOL	3	YES	Yes	29	5	495	921.20	835 827	250	836 077	455 994	481 635	508 662
3438	MOLALATLADI	MOPANI	915530386	PRIMARY SCHOOL	3	YES	Yes	26	2	425	921.20	849 600	2 751	852 351	391 510	413 525	436 730
3439	MOLATI	MOPANI	915530020	PRIMARY SCHOOL	3	YES	Yes	20	5	424	921.20	505 284	1 199	506 483	390 589	412 552	435 702
3440	MOSIBUDI	MOPANI	915530402	SECONDARY SCHOOL	3	YES	Yes	9	0	185	921.20	292 669	1 976	294 645	170 422	180 005	190 106
3441	MOTLQATSOKO	MOPANI	915530068	PRIMARY SCHOOL	3	YES	Yes	12	6	708	921.20	430 395	1 338	431 733	652 210	688 884	727 541
3442	MUGWAZENI	MOPANI	915530075	SECONDARY SCHOOL	3	YES	Yes	19	4	546	921.20	469 991	2 449	472 440	502 975	531 258	561 070
3443	MYAKAYAKA	MOPANI	915530426	INTERMEDIATE SCHOOL	3	YES	Yes	28	9	159	921.20	1 036 391	634	1 037 025	146 471	154 707	163 388
3444	NAMANGALE	MOPANI	915530457	PRIMARY SCHOOL	3	YES	Yes	11	0	1030	921.20	346 038	2 558	348 995	948 836	1 002 190	1 058 428
3445	NARENG	MOPANI	915530105	SECONDARY SCHOOL	3	YES	Yes	35	10	408	921.20	729 950	2 253	732 203	375 860	396 984	419 261
3446	NDZALAWA	MOPANI	915530143	PRIMARY SCHOOL	3	YES	Yes	5	3	602	921.20	110 181	2 743	112 924	554 562	585 746	618 615
3447	NGWANAMAKHUTSWE	MOPANI	915530709	SECONDARY SCHOOL	3	YES	Yes	15	0	301	921.20	247 908	697	248 605	277 281	292 873	309 308
3448	NHLALALA	MOPANI	915530730	PRIMARY SCHOOL	3	YES	Yes	37	11	629	921.20	1 125 053	727	1 125 779	579 435	612 017	646 360
3449	NHLENGLETTI	MOPANI	915530747	PRIMARY SCHOOL	3	YES	Yes	26	3	487	921.20	809 143	1 155	810 298	448 624	473 851	500 441
3450	NKAMBAKO	MOPANI	995503202	PRIMARY SCHOOL	3	YES	Yes	39	5	809	921.20	1 474 533	1 000	1 475 533	745 251	787 157	831 328
3451	NKATEKO	MOPANI	915530785	SECONDARY SCHOOL	3	YES	Yes	34	3	1482	921.20	833 245	1 663	834 908	1 385 218	1 441 986	1 522 903
3452	NKOWANKOWA	MOPANI	915531436	PRIMARY SCHOOL	3	YES	Yes	13	2	811	921.20	524 221	1 783	526 004	747 093	789 103	833 384
3453	NTSHUXEKO	MOPANI	915530969	SECONDARY SCHOOL	3	YES	Yes	23	1	1655	921.20	687 771	1 348	689 119	1 524 586	1 610 315	1 700 678
3454	NTWAMANO	MOPANI	915530259	PRIMARY SCHOOL	3	YES	Yes	15	2	776	921.20	388 216	437	388 653	714 851	755 048	797 418
3455	NWA RISENGA	MOPANI	915530280	PRIMARY SCHOOL	3	YES	Yes	8	2	415	921.20	216 919	601	217 520	382 298	403 795	426 454
3456	NWALAHENI	MOPANI	915531047	PRIMARY SCHOOL	3	YES	Yes	7	4	699	921.20	259 098	2 951	262 048	643 919	680 127	718 292
3457	NWASORINI	MOPANI	915531451	PRIMARY SCHOOL	3	YES	Yes	13	0	1222	921.20	498 397	2 260	500 657	1 125 706	1 189 006	1 255 727
3458	NWAXINDZHELE	MOPANI	915530518	PRIMARY SCHOOL	3	YES	Yes	13	2	654	921.20	209 172	1 292	210 463	602 465	636 342	672 050
3459	PETANENGE	MOPANI	915530372	SECONDARY SCHOOL	3	YES	Yes	13	4	182	921.20	320 214	1 758	321 972	167 668	177 066	187 023
3460	PHALABORWA	MOPANI	915531306	PRIMARY SCHOOL	3	YES	Yes	12	4	778	921.20	463 636	1 533	465 169	716 684	756 984	799 473

No.	Name of school	District	EMIS number	Primary/Secondary Combined	Quintile	No Fee Status	Section 21 Status	Nr of Educators	Nr of non Educators	Nr of Learners	Allocation per learner 2018	Main Appropriation	Adjusted Appropriation 2017/2018	Revised estimate	Medium-term estimates		
															2018	2019	2020
3461	PHEPENE	MOPANI	915530089	PRIMARY SCHOOL	3	YES	Yes	12	1	706	921.20	322 796	483	323 279	650 367	686 939	725 486
3462	PHERHLLA-MAAKE	MOPANI	915530136	SECONDARY SCHOOL	3	YES	Yes	32	10	1027	921.20	1 138 825	853	1 139 678	946 072	999 271	1 055 345
3463	PHOLOHLABA	MOPANI	915530150	PRIMARY SCHOOL	3	YES	Yes	10	2	496	921.20	251 351	2 006	253 356	456 915	482 608	509 690
3464	PHULANIRYHOLA	MOPANI	915530683	PRIMARY SCHOOL	3	YES	Yes	15	4	655	921.20	292 669	571	293 240	603 366	637 315	673 078
3465	PHUSELA	MOPANI	915530723	SECONDARY SCHOOL	3	YES	Yes	14	7	1005	921.20	446 750	1 331	448 081	925 806	977 865	1 032 738
3466	PHYUPHYANI	MOPANI	915530235	INTERMEDIATE SCHOOL	3	YES	Yes	22	1	102	921.20	684 328	1 254	685 982	93 962	99 246	104 815
3467	PONDO	MOPANI	915530921	PRIMARY SCHOOL	3	YES	Yes	17	4	718	921.20	465 219	1 021	457 239	661 422	698 614	737 817
3468	PRIESKA	MOPANI	915530938	COMBINED SCHOOL	3	YES	Yes	14	2	246	921.20	616 908	1 728	620 636	226 615	239 358	252 790
3469	PROGRESS	MOPANI	915530242	SECONDARY SCHOOL	3	YES	Yes	34	1	310	921.20	1 234 373	1 073	1 235 446	285 572	301 630	318 556
3470	RAMALENA	MOPANI	915530952	PRIMARY SCHOOL	3	YES	Yes	10	3	995	921.20	795 370	1 457	796 927	916 594	988 135	1 022 462
3471	RAMATAU	MOPANI	995503301	SECONDARY SCHOOL	3	YES	Yes	14	4	824	921.20	301 277	347	301 623	759 069	801 752	846 742
3472	RANKAGALE	MOPANI	915531184	PRIMARY SCHOOL	3	YES	Yes	16	5	132	921.20	496 676	1 552	488 228	121 598	128 436	135 643
3473	RATHAGA	MOPANI	918510101	PRIMARY SCHOOL	3	YES	Yes	22	1	732	921.20	363 253	1 682	364 935	674 318	712 236	752 203
3474	REFENTSE	MOPANI	918510279	PRIMARY SCHOOL	3	YES	Yes	18	4	878	921.20	519 917	733	520 650	808 814	854 294	902 233
3475	REFILOE	MOPANI	918510385	PRIMARY SCHOOL	3	YES	Yes	20	6	254	921.20	576 729	1 373	578 103	233 985	247 142	261 010
3476	RELEBOILE	MOPANI	918510439	SECONDARY SCHOOL	3	YES	Yes	20	6	1039	921.20	626 655	739	627 394	957 127	1 010 947	1 067 676
3477	RETHABILE	MOPANI	915510583	PRIMARY SCHOOL	3	YES	Yes	20	5	627	921.20	568 982	966	569 948	577 592	610 071	644 305
3478	RETHUSTSWE	MOPANI	918511012	PRIMARY SCHOOL	3	YES	Yes	12	2	889	921.20	359 810	1 403	361 213	818 947	864 997	913 536
3479	RISINGA	MOPANI	918510651	SECONDARY SCHOOL	3	YES	Yes	18	7	1713	921.20	640 428	3 511	643 939	1 578 016	1 686 749	1 780 279
3480	RITAVI	MOPANI	918511067	PRIMARY SCHOOL	3	YES	Yes	7	4	1468	921.20	204 007	208	204 215	1 352 322	1 428 364	1 508 517
3481	RITHLAVILE	MOPANI	918511296	SECONDARY SCHOOL	3	YES	Yes	20	6	461	921.20	642 149	1 556	643 705	424 673	448 553	473 724
3482	SARA	MOPANI	918510941	PRIMARY SCHOOL	3	YES	Yes	15	2	333	921.20	484 625	647	485 272	306 760	324 009	342 191
3483	SEAGOTLE	MOPANI	918510989	SECONDARY SCHOOL	3	YES	Yes	59	5	1088	921.20	1 454 735	1 892	1 456 627	1 002 266	1 058 624	1 118 029
3484	SEBALAMAKGOLO	MOPANI	918511517	SECONDARY SCHOOL	3	YES	Yes	17	1	883	921.20	358 089	3 875	361 963	813 420	859 159	907 371
3485	SEBONE	MOPANI	916410089	PRIMARY SCHOOL	3	YES	Yes	5	2	990	921.20	148 917	685	149 601	911 988	963 270	1 017 324
3486	SEBOYE	MOPANI	901540478	SECONDARY SCHOOL	3	YES	Yes	42	7	503	921.20	888 335	380	888 715	463 364	489 419	516 883
3487	SEKALABANA	MOPANI	926540010	SECONDARY SCHOOL	3	YES	Yes	7	0	606	921.20	88 661	731	89 392	558 247	589 638	622 726
3488	SEKHUKHUNELE	MOPANI	926540027	SECONDARY SCHOOL	3	YES	Yes	11	0	389	921.20	398 546	1 518	400 064	358 347	378 497	399 736
3489	SEKORORO	MOPANI	915540492	PRIMARY SCHOOL	3	YES	Yes	12	5	512	921.20	371 861	788	372 649	471 654	498 716	526 131
3490	SELWANA	MOPANI	915541587	PRIMARY SCHOOL	3	YES	Yes	13	3	601	921.20	354 645	922	355 567	553 641	584 773	617 968

No.	Name of school	District	EMIS number	Primary/Secondary Combined	Quintile	No Fee Status	Section 21 Status	Nrof Educators	Nrof non Educators	Nrof Learners	Allocation per learner 2018	Main Appropriation		Adjusted Appropriation 2017/2018		Revised estimate			Medium-term estimates		
																2018	2019	2020	2018	2019	2020
3491	SEMANA	MOPANI	915540553	PRIMARY SCHOOL	3	YES	Yes	17	5	669	921.20	229 831	607	230 438	616 283	650 337	687 464				
3492	SEPEKE	MOPANI	926540065	PRIMARY SCHOOL	3	YES	Yes	18	8	371	921.20	615 465	790	616 254	341 765	360 983	381 240				
3493	SERARE	MOPANI	915540089	INTERMEDIATE SCHOOL	3	YES	Yes	20	6	185	921.20	510 448	1 071	511 519	170 422	180 005	190 106				
3494	SHILUVANE	MOPANI	915541549	PRIMARY SCHOOL	3	YES	Yes	6	0	161	921.20	151 499	735	152 234	148 313	156 653	165 444				
3495	SHONGANI	MOPANI	926540706	PRIMARY SCHOOL	3	YES	Yes	7	9	168	921.20	921 185	1 210	921 394	154 762	163 464	172 637				
3496	ST. PATRICK/MATHIBELA	MOPANI	915541570	PRIMARY SCHOOL	3	YES	Yes	18	3	939	921.20	362 393	256	362 649	865 007	913 647	964 916				
3497	STANLEY/MOPAI	MOPANI	901540195	SECONDARY SCHOOL	3	YES	Yes	19	0	470	921.20	565 539	376	565 915	432 964	457 310	482 972				
3498	SUKANI	MOPANI	926540881	PRIMARY SCHOOL	3	YES	Yes	17	1	507	921.20	252 211	1 657	253 868	467 048	493 311	520 993				
3499	TANANI	MOPANI	926540812	PRIMARY SCHOOL	3	YES	Yes	16	8	767	921.20	567 261	1 155	568 416	706 560	746 291	788 169				
3500	THANDABANTU	MOPANI	915541044	PRIMARY SCHOOL	3	YES	Yes	11	5	700	921.20	397 685	947	398 632	644 840	681 100	719 320				
3501	THAPANE	MOPANI	915540287	PRIMARY SCHOOL	3	YES	Yes	21	2	522	921.20	660 226	334	660 560	480 866	507 906	536 407				
3502	THAPOLA-NKONA	MOPANI	915541082	PRIMARY SCHOOL	3	YES	Yes	44	7	605	921.20	1 204 245	1 642	1 205 887	557 326	588 665	621 698				
3503	THOMO -1	MOPANI	915541105	PRIMARY SCHOOL	3	YES	Yes	20	10	548	921.20	728 228	1 523	729 751	504 818	533 204	563 125				
3504	THUBISANE	MOPANI	915540348	PRIMARY SCHOOL	3	YES	Yes	40	0	90	921.20	1 400 505	2 199	1 402 704	82 908	87 570	92 484				
3505	TIMAMOGOLO	MOPANI	915540362	PRIMARY SCHOOL	3	YES	Yes	23	6	613	921.20	466 548	210	466 758	564 696	596 449	629 919				
3506	TIMANGENI	MOPANI	926541204	PRIMARY SCHOOL	3	YES	Yes	13	8	210	921.20	586 198	1 426	587 624	193 452	204 330	215 796				
3507	TINGWAZI	MOPANI	926541211	PRIMARY SCHOOL	3	YES	Yes	9	2	530	921.20	316 771	767	317 537	488 236	515 690	544 628				
3508	TITO MBOVENI	MOPANI	926541228	PRIMARY SCHOOL	3	YES	Yes	22	3	611	921.20	553 488	391	553 879	562 853	594 503	627 864				
3509	TJALATJALA	MOPANI	926540454	PRIMARY SCHOOL	3	YES	Yes	28	1	788	921.20	1 139 696	351	1 140 037	725 906	766 724	809 749				
3510	TSHWENI	MOPANI	915541273	SECONDARY SCHOOL	3	YES	Yes	15	2	1025	921.20	479 460	439	479 899	944 230	997 325	1 053 290				
3511	VATSWATI	MOPANI	915541297	PRIMARY SCHOOL	3	YES	Yes	9	3	724	921.20	185 931	1 132	187 063	686 949	704 452	743 962				
3512	VHULAKANJHANI	MOPANI	926540577	PRIMARY SCHOOL	3	YES	Yes	17	2	761	921.20	668 834	733	669 567	701 033	740 453	782 004				
3513	VURHONGA	MOPANI	926540645	PRIMARY SCHOOL	3	YES	Yes	13	2	177	921.20	587 920	1 035	588 955	163 052	172 221	181 885				
3514	VUXENI	MOPANI	926540751	SECONDARY SCHOOL	3	YES	Yes	33	1	1149	921.20	884 892	382	885 274	1 058 459	1 117 977	1 180 712				
3515	W.M. KGATLA	MOPANI	926540355	PRIMARY SCHOOL	3	YES	Yes	16	6	1828	921.20	438 142	2 144	440 286	1 683 954	1 778 644	1 878 453				
3516	ZAMANI -2	MOPANI	926541136	PRIMARY SCHOOL	3	YES	Yes	17	7	133	921.20	515 613	2 113	517 726	122 520	129 409	136 671				
3517	ZIVUKO	MOPANI	926540416	SECONDARY SCHOOL	3	YES	Yes	35	11	816	921.20	1 005 403	1 073	1 006 476	753 542	795 914	840 577				
3518	AKANI	VHEMBE	904242316	SECONDARY SCHOOL	3	YES	Yes	3	0	385	921.20	56 812	571	57 383	354 662	374 605	395 626				
3519	BABABA	VHEMBE	926531787	SECONDARY SCHOOL	3	YES	Yes	18	0	506	921.20	624 934	628	625 561	466 127	492 338	519 966				
3520	BALAILA	VHEMBE	924643377	PRIMARY SCHOOL	3	YES	Yes	10	0	591	921.20	226 388	960	227 347	544 429	575 043	607 312				

No.	Name of school	District	EMIS number	Primary Secondary Combined	Quintile	No Fee Status	Section 21 Status	Nr of Educators	Nr of non Educators	Nr of Learners	Allocation per learner 2018	Main Appropriation	Adjusted Appropriation 2017/2018	Revised estimate	Medium-term estimates		
															2018	2019	2020
3521	BASHASHA	WHEMBE	99606201	PRIMARY SCHOOL	3	YES	Yes	16	4	1040	921.20	399 407	4 492	403 898	958 048	1 011 920	1 088 704
3522	BETBRIDGE	WHEMBE	99606630	PRIMARY SCHOOL	3	YES	Yes	21	6	1270	921.20	841 853	1 073	842 926	1 169 924	1 235 710	1 305 052
3523	BELE	WHEMBE	99606609	PRIMARY SCHOOL	3	YES	Yes	26	0	346	921.20	766 103	284	766 387	318 735	336 659	355 550
3524	BELENU	WHEMBE	924651606	PRIMARY SCHOOL	3	YES	Yes	4	4	186	921.20	105 877	1 117	106 984	171 343	180 978	191 134
3525	BELLEVEU -2	WHEMBE	925620305	SECONDARY SCHOOL	3	YES	Yes	20	5	155	921.20	581 894	1 741	583 635	142 786	150 815	159 278
3526	BELUSTER	WHEMBE	930320018	PRIMARY SCHOOL	3	YES	Yes	21	6	192	921.20	758 356	414	758 770	176 870	186 816	197 299
3527	BONWAUDI	WHEMBE	993306101	PRIMARY SCHOOL	3	YES	Yes	8	0	1092	921.20	236 717	1 004	237 721	1 005 950	1 062 516	1 122 139
3528	BUNGENI	WHEMBE	930320247	PRIMARY SCHOOL	3	YES	Yes	39	3	653	921.20	964 085	2 623	966 708	601 544	635 369	671 023
3529	DAWANI	WHEMBE	930320155	PRIMARY SCHOOL	3	YES	Yes	12	4	168	921.20	495 815	1 565	497 380	154 762	163 464	172 637
3530	DAMBALWASHE	WHEMBE	930320339	PRIMARY SCHOOL	3	YES	Yes	24	0	487	921.20	773 850	2 209	776 059	448 624	473 851	500 441
3531	DAMBAVHUSHA	WHEMBE	930320292	PRIMARY SCHOOL	3	YES	Yes	47	11	89	921.20	1 459 039	1 936	1 460 975	81 987	86 597	91 456
3532	DENGA	WHEMBE	930320026	SECONDARY SCHOOL	3	YES	Yes	20	5	224	921.20	1 038 834	1 027	1 040 861	206 349	217 962	230 182
3533	DENGA TSHVHASE	WHEMBE	930320148	SECONDARY SCHOOL	3	YES	Yes	18	5	510	921.20	451 915	437	452 352	469 812	496 230	524 076
3534	DENGENYA	WHEMBE	930321752	SECONDARY SCHOOL	3	YES	Yes	7	2	505	921.20	266 515	638	257 154	465 206	491 365	518 938
3535	DENZHE	WHEMBE	930320276	PRIMARY SCHOOL	3	YES	Yes	40	5	180	921.20	973 553	1 777	975 330	165 816	175 140	184 968
3536	DIMANI AGRICULTURAL	WHEMBE	915320193	SECONDARY SCHOOL	3	YES	Yes	38	2	1245	921.20	804 839	484	805 332	1 146 884	1 211 385	1 279 362
3537	DIMBANYIKA	WHEMBE	930320483	SECONDARY SCHOOL	3	YES	Yes	28	8	670	921.20	941 704	708	942 412	617 204	651 910	688 492
3538	DIVHANI	WHEMBE	930320513	PRIMARY SCHOOL	3	YES	Yes	16	2	341	921.20	469 682	1 121	460 783	314 129	331 793	350 412
3539	DJUNANE	WHEMBE	930320728	PRIMARY SCHOOL	3	YES	Yes	17	7	1463	921.20	544 019	1 552	545 571	1 347 716	1 423 689	1 503 379
3540	DZAMBA	WHEMBE	930320445	PRIMARY SCHOOL	3	YES	Yes	15	0	95	921.20	333 987	920	334 906	87 514	92 435	97 622
3541	DZANANI	WHEMBE	930320704	PRIMARY SCHOOL	3	YES	Yes	15	6	121	921.20	442 446	376	442 822	111 465	117 733	124 340
3542	DZATA	WHEMBE	930320384	SECONDARY SCHOOL	3	YES	Yes	15	0	1329	921.20	502 701	487	503 189	1 224 275	1 293 117	1 365 880
3543	DZINDI	WHEMBE	930320452	PRIMARY SCHOOL	3	YES	Yes	19	5	713	921.20	599 110	571	599 681	656 816	693 749	732 679
3544	DZINGAHE	WHEMBE	930320438	PRIMARY SCHOOL	3	YES	Yes	9	3	472	921.20	297 833	752	298 985	434 806	459 256	485 027
3545	DZONDO	WHEMBE	930320490	PRIMARY SCHOOL	3	YES	Yes	6	0	338	921.20	96 408	153	96 552	311 366	328 874	347 329
3546	DZUMBULLWANI	WHEMBE	918521095	PRIMARY SCHOOL	3	YES	Yes	6	3	152	921.20	151 499	340	151 839	140 022	147 896	156 195
3547	DZIWABONI	WHEMBE	912520375	SECONDARY SCHOOL	3	YES	Yes	8	1	432	921.20	141 170	1 369	142 539	397 958	420 336	443 923
3548	E.P.P. MHINGA	WHEMBE	912520429	SECONDARY SCHOOL	3	YES	Yes	8	0	1618	921.20	834 966	1 281	836 247	1 490 502	1 574 314	1 662 657
3549	ELIM	WHEMBE	912510061	PRIMARY SCHOOL	3	YES	Yes	23	6	285	921.20	562 096	1 770	563 866	262 542	277 305	292 866
3550	ELIM	WHEMBE	912520078	SECONDARY SCHOOL	3	YES	Yes	15	1	867	921.20	497 537	3 171	500 708	798 680	843 591	890 929

No.	Name of school	District	EMIS number	Primary/Secondary Combined	Quintile	No Fee Status	Section 21 Status	Nrof Educators	Nrof non Educators	Nrof Learners	Allocation per learner 2018	2017/2018		Medium-term estimates			
												Main Appropriation	Adjusted Appropriation	Revised estimate	2018	2019	2020
3551	FEFE	VHEMBE	912520788	PRIMARY SCHOOL	3	YES	Yes	22	7	51	921.20	653 340	1 105	654 444	46 981	49 623	52 408
3552	FONDME	VHEMBE	912520785	PRIMARY SCHOOL	3	YES	Yes	21	3	1005	921.20	630 098	884	630 922	925 806	977 865	1 032 738
3553	FRANK RAVELE	VHEMBE	912520610	SECONDARY SCHOOL	3	YES	Yes	20	4	356	921.20	446 750	859	447 609	327 947	346 388	365 826
3554	FRANS RASIMPHI	VHEMBE	912520241	SECONDARY SCHOOL	3	YES	Yes	17	10	612	921.20	522 500	1 707	524 207	563 774	595 476	628 891
3555	FUNZWANI	VHEMBE	912520856	SECONDARY SCHOOL	3	YES	Yes	14	4	280	921.20	462 244	1 014	463 259	257 936	272 440	287 728
3556	GADABI	VHEMBE	912520863	PRIMARY SCHOOL	3	YES	Yes	4	2	49	921.20	86 940	716	87 656	45 139	47 677	50 352
3557	GALLANZHELE	VHEMBE	912520016	PRIMARY SCHOOL	3	YES	Yes	16	6	371	921.20	541 437	848	542 285	341 765	360 983	381 240
3558	GANYANE	VHEMBE	912520436	PRIMARY SCHOOL	3	YES	Yes	7	0	536	921.20	209 172	681	209 863	493 763	521 528	550 794
3559	GATEWAY	VHEMBE	912520474	PRIMARY SCHOOL	3	YES	Yes	13	1	574	921.20	451 915	1 338	453 252	528 769	558 502	589 842
3560	GEOGENHOLTZ	VHEMBE	912520504	PRIMARY SCHOOL	3	YES	Yes	17	8	188	921.20	519 056	1 821	520 877	173 166	182 924	193 189
3561	GEORGE MBULAHENI	VHEMBE	912520191	SECONDARY SCHOOL	3	YES	Yes	17	7	1178	921.20	644 732	1 852	646 584	1 085 174	1 146 194	1 210 513
3562	GJJA	VHEMBE	931520627	PRIMARY SCHOOL	3	YES	Yes	23	4	586	921.20	778 154	855	779 009	539 823	570 178	602 174
3563	GILBERT MULONDO	VHEMBE	912520801	PRIMARY SCHOOL	3	YES	Yes	24	2	47	921.20	614 604	897	615 501	43 286	45 731	48 297
3564	GILBERT NINDANGANENI	VHEMBE	912520269	PRIMARY SCHOOL	3	YES	Yes	18	4	362	921.20	605 996	806	606 803	333 474	352 226	371 991
3565	GOGOROLE	VHEMBE	930330484	PRIMARY SCHOOL	3	YES	Yes	10	6	652	921.20	173 019	1 140	174 159	600 622	634 396	669 995
3566	GOGOGO	VHEMBE	930330453	PRIMARY SCHOOL	3	YES	Yes	28	8	229	921.20	976 997	486	977 492	210 955	222 817	235 320
3567	GONDENI	VHEMBE	930330422	PRIMARY SCHOOL	3	YES	Yes	47	2	95	921.20	1 521 016	1 642	1 522 658	87 514	92 435	97 622
3568	GONELA	VHEMBE	911360832	PRIMARY SCHOOL	3	YES	Yes	4	0	335	921.20	85 218	3 490	88 708	308 602	325 955	344 246
3569	GOZA	VHEMBE	911361323	PRIMARY SCHOOL	3	YES	Yes	27	4	315	921.20	732 532	1 426	733 958	290 178	306 495	323 694
3570	GUJANI TECHNICAL	VHEMBE	911360658	SECONDARY SCHOOL	3	YES	Yes	11	4	453	921.20	371 000	701	371 702	417 304	440 769	465 503
3571	GUHUKUYHU	VHEMBE	911360818	SECONDARY SCHOOL	3	YES	Yes	16	6	342	921.20	436 421	2 547	438 968	315 050	332 766	351 439
3572	GUYUNI	VHEMBE	928310875	PRIMARY SCHOOL	3	YES	Yes	16	10	128	921.20	445 028	237	445 266	118 835	125 517	132 560
3573	GWAMASENGA	VHEMBE	930310967	SECONDARY SCHOOL	3	YES	Yes	27	7	711	921.20	878 006	834	878 840	654 973	691 803	730 624
3574	H.S. PHILLIPS	VHEMBE	930381289	SECONDARY SCHOOL	3	YES	Yes	30	4	304	921.20	1 088 039	1 115	1 089 154	280 045	295 792	312 390
3575	HAMUTSHA	VHEMBE	930360316	PRIMARY SCHOOL	3	YES	Yes	11	3	444	921.20	302 137	357	302 494	409 013	432 012	456 254
3576	HANYANI NKUZANA	VHEMBE	930330309	SECONDARY SCHOOL	3	YES	Yes	9	1	814	921.20	166 993	785	167 779	749 857	792 022	836 466
3577	HLALELANI	VHEMBE	930330293	PRIMARY SCHOOL	3	YES	Yes	7	3	559	921.20	129 119	383	129 511	514 951	543 907	574 428
3578	HLUVUKA	VHEMBE	930330286	SECONDARY SCHOOL	3	YES	Yes	5	3	1543	921.20	145 474	792	146 265	1 421 412	1 501 339	1 585 967
3579	HUMBELANI	VHEMBE	930351555	SECONDARY SCHOOL	3	YES	Yes	28	2	475	921.20	863 904	970	864 874	437 570	462 175	488 110
3580	JACK LAVHENGWA	VHEMBE	930350279	SECONDARY SCHOOL	3	YES	Yes	17	1	404	921.20	537 133	580	537 723	372 165	393 082	415 150

No.	Name of school	District	EMIS number	Primary/Secondary Combined	Quintile	No Fee Status	Section 21 Status	Nr of Educators	Nr of non Educators	Nr of Learners	Allocation per learner 2018	Main Appropriation	Adjusted Appropriation 2017/2018	Revised estimate	Medium-term estimates		
															2018	2019	2020
3581	JIM MASINDI	VHEMBE	930350262	PRIMARY SCHOOL	3	YES	Yes	5	1	264	921.20	152 360	928	153 286	243 197	256 872	271 286
3582	JIM TSHIVHONEL0	VHEMBE	930350248	PRIMARY SCHOOL	3	YES	Yes	12	4	539	921.20	402 850	1 384	404 234	456 527	524 447	553 876
3583	JOHANNES MULLAMBILU	VHEMBE	930350217	SECONDARY SCHOOL	3	YES	Yes	4	1	363	921.20	91 244	599	91 842	334 396	353 199	373 019
3584	JOHN IMARUBINI	VHEMBE	930350941	PRIMARY SCHOOL	3	YES	Yes	7	3	1041	921.20	197 121	401	197 522	958 969	1 012 893	1 069 732
3585	JONATHAN MUSHATAMA	VHEMBE	930350088	SECONDARY SCHOOL	3	YES	Yes	17	0	718	921.20	542 298	4 689	546 987	661 422	698 614	737 817
3586	JONATHAN THIFULUFHEMI	VHEMBE	930350958	SECONDARY SCHOOL	3	YES	Yes	23	8	767	921.20	449 332	542	449 874	706 560	746 291	788 169
3587	JR TSHIKALANGE	VHEMBE	905332030	PRIMARY SCHOOL	3	YES	Yes	5	4	285	921.20	135 144	2 329	137 473	262 542	277 305	292 866
3588	KHADZINGE	VHEMBE	930350682	SECONDARY SCHOOL	3	YES	Yes	45	10	163	921.20	1 064 797	716	1 065 513	150 156	158 999	167 499
3589	KHAKHU	VHEMBE	930351827	SECONDARY SCHOOL	3	YES	Yes	27	1	344	921.20	723 064	3 158	726 222	316 893	334 712	353 494
3590	KHALANIHA	VHEMBE	930350620	PRIMARY SCHOOL	3	YES	Yes	8	0	325	921.20	271 149	2 850	273 999	299 390	316 225	333 970
3591	KHALILALE	VHEMBE	930350613	PRIMARY SCHOOL	3	YES	Yes	39	8	218	921.20	1 293 767	743	1 294 511	200 822	212 114	224 017
3592	KHAMANYANI	VHEMBE	930350026	PRIMARY SCHOOL	3	YES	Yes	4	2	646	921.20	86 079	645	86 724	595 095	628 559	663 830
3593	KHOGONYANE	VHEMBE	928330268	PRIMARY SCHOOL	3	YES	Yes	3	2	715	921.20	107 599	254	107 853	658 659	695 695	734 734
3594	KHUBVI	VHEMBE	928330466	PRIMARY SCHOOL	3	YES	Yes	38	1	431	921.20	1 146 572	3 039	1 149 611	397 037	419 363	442 896
3595	KHUNDA	VHEMBE	930332363	PRIMARY SCHOOL	3	YES	Yes	20	3	48	921.20	656 783	305	657 087	44 218	46 704	49 325
3596	KHWEVHA COMMERCIAL	VHEMBE	930330244	SECONDARY SCHOOL	3	YES	Yes	10	0	983	921.20	409 736	2 104	411 840	905 540	956 459	1 010 131
3597	KONAMANI	VHEMBE	928330039	PRIMARY SCHOOL	3	YES	Yes	10	1	550	921.20	266 845	105	266 950	506 660	535 150	565 180
3598	KULANI	VHEMBE	930330653	PRIMARY SCHOOL	3	YES	Yes	4	1	859	921.20	131 701	113	131 814	791 311	835 807	882 708
3599	KUTAMA	VHEMBE	930330398	SECONDARY SCHOOL	3	YES	Yes	16	3	1032	921.20	439 864	809	440 672	950 678	1 004 136	1 060 483
3600	LANGUTANI	VHEMBE	929330435	PRIMARY SCHOOL	3	YES	Yes	51	3	665	921.20	1 416 000	823	1 416 823	612 598	647 045	683 354
3601	LEMAMA	VHEMBE	930330091	SECONDARY SCHOOL	3	YES	Yes	8	5	710	921.20	206 590	741	207 331	654 052	690 030	729 596
3602	LIGEGE	VHEMBE	930330213	SECONDARY SCHOOL	3	YES	Yes	22	0	884	921.20	744 583	323	744 907	814 341	860 132	908 398
3603	LIWIHA	VHEMBE	928330220	COMBINED SCHOOL	3	YES	Yes	4	0	2198	921.20	52 508	683	53 201	2 024 798	2 138 654	2 258 665
3604	LITSHOWHU	VHEMBE	928330022	SECONDARY SCHOOL	3	YES	Yes	23	4	1345	921.20	803 117	685	803 812	1 239 014	1 308 665	1 382 122
3605	LIVHUVANI	VHEMBE	928330060	PRIMARY SCHOOL	3	YES	Yes	12	1	269	921.20	344 316	231	344 547	247 803	261 737	276 424
3606	LUANAME	VHEMBE	928330169	PRIMARY SCHOOL	3	YES	Yes	23	5	111	921.20	595 667	126	595 793	102 253	108 003	114 064
3607	LUCAS RATSHALINGWA	VHEMBE	928330770	SECONDARY SCHOOL	3	YES	Yes	14	2	368	921.20	346 038	1 231	347 268	339 002	358 064	378 157
3608	LUHENI	VHEMBE	928330883	PRIMARY SCHOOL	3	YES	Yes	4	1	204	921.20	51 647	1 508	53 155	187 925	198 492	209 630
3609	LUKALU	VHEMBE	928330763	PRIMARY SCHOOL	3	YES	Yes	8	1	447	921.20	306 441	701	307 143	411 776	434 931	459 337
3610	LUKUNDE	VHEMBE	928330985	PRIMARY SCHOOL	3	YES	Yes	15	2	260	921.20	449 332	907	450 240	239 512	252 980	267 176

No.	Name of school	District	EMIS number	Primary/Secondary Combined	Quintile	No Fee Status	Section 21 Status	Nrof Educators	Nrof non Educators	Nrof Learners	Allocation per learner 2018	2017/2018		Medium-term estimates			
												Main Appropriation	Adjusted Appropriation	Revised estimate	2018	2019	2020
3611	LURENZHENI	VHEMBE	928330879	PRIMARY SCHOOL	3	YES	Yes	18	6	477	921.20	490 650	2 648	483 298	439 412	464 121	490 165
3612	LUVHAI	VHEMBE	928330954	SECONDARY SCHOOL	3	YES	Yes	8	0	184	921.20	172 158	1 117	173 275	169 501	179 032	189 078
3613	LUVHALANI	VHEMBE	928330909	PRIMARY SCHOOL	3	YES	Yes	39	6	239	921.20	1 039 834	1 613	1 041 447	220 167	232 547	245 956
3614	MADAHENI	VHEMBE	928330558	COMBINED SCHOOL	3	YES	Yes	13	6	822	921.20	487 207	578	487 785	757 226	799 806	844 887
3615	MADALA	VHEMBE	928330756	PRIMARY SCHOOL	3	YES	Yes	2	1	155	921.20	40 457	1 119	41 576	142 786	150 815	159 278
3616	MADATSHITSHI	VHEMBE	928330657	PRIMARY SCHOOL	3	YES	Yes	11	3	83	921.20	335 708	897	336 605	76 460	80 759	85 291
3617	MAHWASANE	VHEMBE	928330732	PRIMARY SCHOOL	3	YES	Yes	18	10	222	921.20	576 729	315	577 044	204 506	216 006	228 127
3618	MAKHUVHA	VHEMBE	928330749	PRIMARY SCHOOL	3	YES	Yes	10	0	516	921.20	204 007	1 617	205 624	475 339	502 668	530 242
3619	MAKONDE	VHEMBE	928330886	PRIMARY SCHOOL	3	YES	Yes	4	2	634	921.20	96 408	3 129	99 537	584 041	616 882	651 498
3620	MAKUMBANE	VHEMBE	931340989	PRIMARY SCHOOL	3	YES	Yes	9	0	206	921.20	271 149	487	271 636	189 767	200 438	211 686
3621	MAKUMBIM	VHEMBE	930351384	PRIMARY SCHOOL	3	YES	Yes	11	2	522	921.20	280 618	1 155	281 773	480 866	507 906	536 407
3622	MAKUSHU	VHEMBE	930351357	PRIMARY SCHOOL	3	YES	Yes	21	2	1206	921.20	386 495	1 088	387 553	1 110 367	1 173 438	1 239 286
3623	MAKWARELA	VHEMBE	930351005	PRIMARY SCHOOL	3	YES	Yes	24	0	1883	921.20	363 253	1 000	364 253	1 498 260	1 540 259	1 626 691
3624	MAKWATAMBANI	VHEMBE	930351371	PRIMARY SCHOOL	3	YES	Yes	5	3	211	921.20	105 877	928	106 805	194 373	205 303	216 824
3625	MALEMA - 1	VHEMBE	930351388	PRIMARY SCHOOL	3	YES	Yes	23	12	416	921.20	632 681	743	633 424	383 219	404 768	427 482
3626	MALUTA	VHEMBE	930351029	SECONDARY SCHOOL	3	YES	Yes	11	2	326	921.20	223 805	2 285	226 090	300 311	317 198	334 998
3627	MANALI SIKHWIHILLU	VHEMBE	993306304	PRIMARY SCHOOL	3	YES	Yes	12	7	312	921.20	356 367	609	356 976	287 414	303 576	320 611
3628	MANAVHELA	VHEMBE	930351036	PRIMARY SCHOOL	3	YES	Yes	28	2	443	921.20	732 532	1 239	733 771	408 082	431 039	455 227
3629	MANDALA	VHEMBE	930351548	PRIMARY SCHOOL	3	YES	Yes	17	5	327	921.20	497 537	3 322	500 859	301 232	318 171	336 025
3630	MANDIVANA	VHEMBE	930351067	PRIMARY SCHOOL	3	YES	Yes	50	8	329	921.20	1 449 570	641	1 450 211	303 075	320 117	338 080
3631	MANELEDZI	VHEMBE	930351074	SECONDARY SCHOOL	3	YES	Yes	19	1	804	921.20	474 295	1 323	475 618	740 845	782 282	826 190
3632	MANGOMANI	VHEMBE	930351081	PRIMARY SCHOOL	3	YES	Yes	13	2	262	921.20	355 949	347	359 296	241 354	254 926	269 231
3633	MANINI	VHEMBE	930351104	PRIMARY SCHOOL	3	YES	Yes	8	0	741	921.20	224 686	722	225 389	682 809	720 993	761 452
3634	MANZERE	VHEMBE	930351401	PRIMARY SCHOOL	3	YES	Yes	16	6	294	921.20	476 017	2 598	478 615	270 833	286 082	302 114
3635	MAPAKOPHELE	VHEMBE	930351418	PRIMARY SCHOOL	3	YES	Yes	13	3	151	921.20	334 847	1 054	335 902	139 101	146 923	155 168
3636	MAPHANYI	VHEMBE	930351425	PRIMARY SCHOOL	3	YES	Yes	29	0	398	921.20	899 526	2 001	901 527	367 559	388 227	410 012
3637	MAPHUPHE	VHEMBE	930351432	PRIMARY SCHOOL	3	YES	Yes	36	1	358	921.20	894 361	1 418	895 778	329 790	348 334	367 881
3638	MARANIKWE	VHEMBE	930351173	PRIMARY SCHOOL	3	YES	Yes	31	10	746	921.20	706 709	636	707 345	687 215	725 668	766 590
3639	MARHORWAN-WALALI	VHEMBE	928331032	SECONDARY SCHOOL	3	YES	Yes	8	0	763	921.20	262 541	737	263 278	702 876	742 399	784 059
3640	MARUDE	VHEMBE	931331186	SECONDARY SCHOOL	3	YES	Yes	14	3	973	921.20	244 464	3 085	247 549	896 328	946 729	999 855

No.	Name of school	District	EMIS number	Primary Secondary Combined	Quintile	No Fee Status	Section 21 Status	Nr of Educators	Nr of non Educators	Nr of Learners	Allocation per learner 2018	Main Appropriation		Revised estimate	Medium-term estimates		
												2017/2018	2017/2018		2018	2019	2020
3641	MASAKONA	VHEMBE	912331100	PRIMARY SCHOOL	3	YES	Yes	12	1	398	921.20	293 529	588	294 117	367 559	388 227	410 012
3642	MASEDI	VHEMBE	912331377	PRIMARY SCHOOL	3	YES	Yes	10	2	816	921.20	282 339	1 846	284 185	751 689	793 988	838 522
3643	MASZA	VHEMBE	912332530	SECONDARY SCHOOL	3	YES	Yes	7	3	784	921.20	173 019	674	173 693	722 221	762 832	805 638
3644	MATHULE -2	VHEMBE	931331261	PRIMARY SCHOOL	3	YES	Yes	19	8	73	921.20	575 869	1 237	577 105	67 248	71 029	75 015
3645	MATTIVHALA	VHEMBE	928331438	PRIMARY SCHOOL	3	YES	Yes	19	11	311	921.20	612 022	802	612 824	286 493	302 603	319 584
3646	MAUNGANI	VHEMBE	928331407	PRIMARY SCHOOL	3	YES	Yes	11	1	343	921.20	373 583	1 691	375 273	315 972	333 739	352 467
3647	MAVUYISI	VHEMBE	928331247	PRIMARY SCHOOL	3	YES	Yes	3	0	301	921.20	55 951	113	56 065	277 281	292 873	309 308
3648	MBALENI	VHEMBE	912111542	PRIMARY SCHOOL	3	YES	Yes	45	18	592	921.20	1 028 644	1 499	1 030 143	545 350	576 016	608 339
3649	MBILWANA	VHEMBE	928332509	PRIMARY SCHOOL	3	YES	Yes	11	5	159	921.20	521 639	2 857	524 496	146 471	154 707	163 388
3650	IMBARA	VHEMBE	928331315	PRIMARY SCHOOL	3	YES	Yes	21	6	347	921.20	678 303	433	678 735	319 656	337 631	356 577
3651	IMPHALA	VHEMBE	928331513	PRIMARY SCHOOL	3	YES	Yes	30	13	110	921.20	929 653	691	930 344	101 332	107 030	113 036
3652	IMPHAPHILI	VHEMBE	906531476	SECONDARY SCHOOL	3	YES	Yes	31	3	1285	921.20	659 385	2 869	662 234	1 183 742	1 250 305	1 320 466
3653	IMPHATHELE	VHEMBE	931332448	PRIMARY SCHOOL	3	YES	Yes	27	13	278	921.20	740 279	1 953	742 232	256 094	270 494	285 673
3654	IMPHIGALALE	VHEMBE	906531124	PRIMARY SCHOOL	3	YES	Yes	62	10	229	921.20	1 924 726	1 271	1 925 997	210 955	222 817	235 320
3655	MUDULUNI	VHEMBE	931331421	PRIMARY SCHOOL	3	YES	Yes	37	7	329	921.20	1 272 248	2 482	1 274 730	303 075	320 117	338 080
3656	MUNZHEDEZI	VHEMBE	912331070	PRIMARY SCHOOL	3	YES	Yes	7	1	881	921.20	204 888	609	205 477	811 577	857 213	905 316
3657	MUSINA	VHEMBE	931331506	SECONDARY SCHOOL	3	YES	Yes	4	5	1553	921.20	106 738	1 271	108 008	1 430 624	1 511 069	1 595 863
3658	MUKANJAKA	VHEMBE	931332523	PRIMARY SCHOOL	3	YES	Yes	15	2	532	921.20	337 430	1 502	338 931	490 078	517 636	546 683
3659	MUNINGHA	VHEMBE	993304403	PRIMARY SCHOOL	3	YES	Yes	6	0	420	921.20	179 905	2 738	182 644	386 904	408 660	431 592
3660	NKANYANI	VHEMBE	902331902	PRIMARY SCHOOL	3	YES	Yes	12	1	410	921.20	352 063	2 405	354 468	377 692	398 930	421 316
3661	NKHENSA	VHEMBE	902332400	PRIMARY SCHOOL	3	YES	Yes	6	0	590	921.20	183 348	1 222	184 570	543 508	574 070	606 284
3662	NNGWIKHULU	VHEMBE	902331797	PRIMARY SCHOOL	3	YES	Yes	15	2	327	921.20	412 318	2 505	414 824	301 232	318 171	336 025
3663	NNGWENI	VHEMBE	902331698	SECONDARY SCHOOL	3	YES	Yes	12	4	1461	921.20	149 777	3 429	153 207	1 345 873	1 421 553	1 501 324
3664	NTHETHSELESENI	VHEMBE	902331612	SECONDARY SCHOOL	3	YES	Yes	8	4	474	921.20	202 286	1 426	203 712	436 649	461 202	487 082
3665	NWAMALOBYE	VHEMBE	928332189	SECONDARY SCHOOL	3	YES	Yes	23	8	368	921.20	695 518	1 384	696 902	339 002	358 064	378 157
3666	NWAXINYANAMI	VHEMBE	928332165	PRIMARY SCHOOL	3	YES	Yes	5	3	479	921.20	148 056	1 502	149 557	441 255	466 067	492 220
3667	NYELETI	VHEMBE	928332301	PRIMARY SCHOOL	3	YES	Yes	2	0	341	921.20	70 585	2 157	72 741	314 129	331 793	350 412
3668	NZHELELE	VHEMBE	928331988	PRIMARY SCHOOL	3	YES	Yes	2	0	61	921.20	68 863	1 772	70 636	56 193	59 353	62 684
3669	OZIAS DANHANA	VHEMBE	928332134	SECONDARY SCHOOL	3	YES	Yes	6	3	1142	921.20	179 905	939	180 844	1 052 010	1 111 166	1 173 519
3670	PHASWANA	VHEMBE	928332264	SECONDARY SCHOOL	3	YES	Yes	16	6	902	921.20	422 648	1 691	424 338	830 922	877 646	926 895

No.	Name of school	District	EMIS number	Primary Secondary Combined	Quintile	No Fee Status	Section 21 Status	Nr of Educators	Nr of non Educators	Nr of Learners	Allocation per learner 2018	Main Appropriation		Adjusted Appropriation 2017/2018	Revised estimate	Medium-term estimates		
																2018	2019	2020
3671	RALLUSMIELO	WEMBE	928332141	SECONDARY SCHOOL	3	YES	Yes	17	5	563	921.20	537 133	668	537 801	518 636	547 799	578 539	
3672	RXILE	WEMBE	928332073	PRIMARY SCHOOL	3	YES	Yes	8	3	679	921.20	204 888	683	205 951	625 485	660 867	697 740	
3673	ROBERT MIBULUNGENI	WEMBE	928311089	SECONDARY SCHOOL	3	YES	Yes	13	3	229	921.20	464 827	2 272	467 099	2 10 955	222 817	235 320	
3674	SHAYANDIMA	WEMBE	928311052	SECONDARY SCHOOL	3	YES	Yes	32	8	836	921.20	1 047 581	204	1 047 785	770 123	813 428	859 074	
3675	SHINGMEDZI	WEMBE	928311076	SECONDARY SCHOOL	3	YES	Yes	40	2	1210	921.20	1 397 062	118	1 397 180	1 114 652	1 177 330	1 243 396	
3676	SHIRLEY	WEMBE	928311083	PRIMARY SCHOOL	3	YES	Yes	7	0	276	921.20	179 044	477	179 521	254 251	268 548	283 618	
3677	THENGWE	WEMBE	928311006	SECONDARY SCHOOL	3	YES	Yes	16	0	2432	921.20	376 165	273	376 438	2 240 358	2 366 336	2 489 123	
3678	TSHEDZA COMPREHENSIVE	WEMBE	928311113	PRIMARY SCHOOL	3	YES	Yes	17	4	1461	921.20	322 796	428	323 225	1 345 873	1 421 563	1 501 324	
3679	TSHIAWELO	WEMBE	928311120	SECONDARY SCHOOL	3	YES	Yes	8	1	563	921.20	241 021	963	241 975	518 636	547 799	578 539	
3680	TSHIDJUMBI	WEMBE	930311526	PRIMARY SCHOOL	3	YES	Yes	13	7	240	921.20	389 077	176	389 253	221 088	233 520	246 624	
3681	TSHIKOTA	WEMBE	928311342	SECONDARY SCHOOL	3	YES	Yes	9	3	462	921.20	282 339	491	282 831	425 594	449 526	474 751	
3682	TSHILAMBUWHE	WEMBE	928311434	PRIMARY SCHOOL	3	YES	Yes	9	2	288	921.20	275 453	5 132	280 585	265 306	280 224	285 949	
3683	TSHILUVHI	WEMBE	930307036	PRIMARY SCHOOL	3	YES	Yes	30	8	1290	921.20	767 825	197	768 022	1 188 948	1 255 170	1 325 604	
3684	TSHISHONGA	WEMBE	930351463	PRIMARY SCHOOL	3	YES	Yes	8	6	343	921.20	233 274	1 247	234 521	315 972	333 739	352 467	
3685	TSHIVHIDZO MASAGWALA	WEMBE	930307043	SECONDARY SCHOOL	3	YES	Yes	26	6	302	921.20	684 328	206	684 534	278 202	293 946	310 335	
3686	WATERVAL	WEMBE	930351470	SECONDARY SCHOOL	3	YES	Yes	9	1	690	921.20	258 237	488	258 735	635 628	671 370	709 044	
3687	ALBERT LITHULI	WATERBERG	930307029	PRIMARY SCHOOL	3	YES	Yes	5	0	1045	921.20	128 258	452	128 709	962 654	1 016 785	1 073 842	
3688	BELA-BELA	WATERBERG	930307067	SECONDARY SCHOOL	3	YES	Yes	12	1	1042	921.20	347 759	1 117	348 876	959 890	1 013 866	1 070 759	
3689	D.G. TSEBE	WATERBERG	930307098	SECONDARY SCHOOL	3	YES	Yes	8	7	824	921.20	315 049	502	315 551	759 069	801 732	846 742	
3690	DAGBREEK	WATERBERG	93030504	PRIMARY SCHOOL	3	YES	Yes	27	12	1250	921.20	884 892	370	885 262	1 151 500	1 216 250	1 284 500	
3691	DIKUBU	WATERBERG	930305535	PRIMARY SCHOOL	3	YES	Yes	27	6	1427	921.20	753 191	708	753 899	1 314 552	1 388 471	1 466 385	
3692	E.D.L. RAMPOLA	WATERBERG	930361019	SECONDARY SCHOOL	3	YES	Yes	49	1	594	921.20	1 199 941	714	1 200 655	547 193	577 982	610 394	
3693	EBENEZER	WATERBERG	930320957	SECONDARY SCHOOL	3	YES	Yes	15	2	1078	921.20	386 495	697	387 192	993 054	1 048 894	1 107 753	
3694	FRED LEDIWABA	WATERBERG	921120102	SECONDARY SCHOOL	3	YES	Yes	35	4	384	921.20	1 156 902	1 915	1 158 817	353 741	373 632	394 598	
3695	GOJELA	WATERBERG	921120164	SECONDARY SCHOOL	3	YES	Yes	27	4	714	921.20	695 518	1 281	696 799	657 737	694 722	733 706	
3696	HLEKETANI	WATERBERG	921120157	PRIMARY SCHOOL	3	YES	Yes	4	3	1159	921.20	67 142	2 310	69 452	1 067 671	1 127 707	1 190 988	
3697	ITHUTENG	WATERBERG	921121969	PRIMARY SCHOOL	3	YES	Yes	9	4	988	921.20	266 845	1 069	267 914	910 146	961 324	1 015 269	
3698	JINNAH PARK	WATERBERG	921120256	PRIMARY SCHOOL	3	YES	Yes	12	7	788	921.20	302 998	1 674	304 672	725 906	766 724	809 749	
3699	KHABELLE	WATERBERG	921120355	PRIMARY SCHOOL	3	YES	Yes	9	5	611	921.20	259 098	2 125	261 223	562 863	594 803	627 864	
3700	LEKKEBREEK	WATERBERG	921120652	PRIMARY SCHOOL	3	YES	Yes	18	0	1216	921.20	532 829	160	532 989	1 120 179	1 183 168	1 249 562	

No.	Name of school	District	EMIS number	Primary Secondary Combined	Quintile	No Fee Status	Section 21 Status	Nr of Educators	Nr of non Educators	Nr of Learners	Allocation per learner 2018	Main Appropriation		Adjusted Appropriation 2017/2018	Revised estimate	Medium-term estimates	
												2018	2019			2018	2019
3701	MAOKENG	WATERBERG	921121181	PRIMARY SCHOOL	3	YES	Yes	4	2	1487	921.20	136 587	536	139 123	1 369 824	1 446 851	1 528 041
3702	MAOPE	WATERBERG	921121863	SECONDARY SCHOOL	3	YES	Yes	11	0	1145	921.20	323 657	1 701	325 358	1 054 774	1 114 085	1 176 602
3703	MASODI	WATERBERG	921121249	SECONDARY SCHOOL	3	YES	Yes	4	2	802	921.20	105 877	718	106 595	738 802	780 346	824 135
3704	MMAMAKWA	WATERBERG	921121259	PRIMARY SCHOOL	3	YES	Yes	45	1	1229	921.20	1 222 322	307	1 222 628	1 132 155	1 195 817	1 262 920
3705	MMAMPATILE	WATERBERG	921121334	PRIMARY SCHOOL	3	YES	Yes	11	3	1170	921.20	248 788	794	249 582	1 077 804	1 138 410	1 202 292
3706	MODIMOLLE -1	WATERBERG	921121088	PRIMARY SCHOOL	3	YES	Yes	9	2	1158	921.20	200 564	1 838	202 402	1 066 750	1 126 734	1 189 961
3707	MOSHUPSA	WATERBERG	921121105	PRIMARY SCHOOL	3	YES	Yes	10	3	295	921.20	273 731	615	274 347	271 754	287 055	303 142
3708	N.D. MOKONYANE	WATERBERG	921121464	PRIMARY SCHOOL	3	YES	Yes	24	8	254	921.20	776 433	587	777 000	233 985	247 142	261 010
3709	NGODI SIPHUNGO	WATERBERG	906120126	PRIMARY SCHOOL	3	YES	Yes	58	0	805	921.20	1 986 201	2 989	1 989 171	741 966	783 265	827 218
3710	NOMALEWA	WATERBERG	907130130	PRIMARY SCHOOL	3	YES	Yes	12	0	478	921.20	397 685	2 591	400 276	440 334	485 094	491 193
3711	PHAGAMENG	WATERBERG	907130642	SECONDARY SCHOOL	3	YES	Yes	10	3	1628	921.20	349 481	2 604	352 085	1 499 714	1 584 044	1 672 933
3712	RAELENG	WATERBERG	901132379	SECONDARY SCHOOL	3	YES	Yes	12	2	812	921.20	333 987	3 137	337 124	748 014	790 076	834 411
3713	RAPHELA	WATERBERG	908138222	PRIMARY SCHOOL	3	YES	Yes	18	5	380	921.20	521 639	2 528	524 167	350 056	369 740	390 488
3714	SEGOOA KGALA	WATERBERG	907131270	PRIMARY SCHOOL	3	YES	Yes	11	4	225	921.20	298 694	3 438	302 132	207 270	218 925	231 210
3715	SOLOMON MAHLANGU	WATERBERG	991104200	SECONDARY SCHOOL	3	YES	Yes	45	3	1277	921.20	1 258 475	2 869	1 261 344	1 176 372	1 242 321	1 312 245
3716	SPAPARK	WATERBERG	907132324	PRIMARY SCHOOL	3	YES	Yes	23	1	1102	921.20	502 701	2 243	504 944	1 015 162	1 072 246	1 132 415
3717	TETEMA	WATERBERG	910130048	SECONDARY SCHOOL	3	YES	Yes	11	3	226	921.20	323 657	2 686	326 343	208 191	219 888	232 238
3718	FLORAPARK COMPREHENSIVE HIGH	CAPRICORN	910130314	SECONDARY SCHOOL	4	YES	Yes	14	2	981	462.00	390 799	2 478	393 277	453 222	478 630	505 411
3719	MOTSE MARIA	CAPRICORN	910132089	SECONDARY SCHOOL	4	YES	Yes	11	0	757	462.00	290 086	1 667	291 754	349 734	369 340	390 006
3720	NIRVANA	CAPRICORN	910130420	PRIMARY SCHOOL	4	YES	Yes	2	2	1281	462.00	40 457	1 281	41 738	591 822	625 000	659 971
3721	PAX	CAPRICORN	910130789	SECONDARY SCHOOL	4	YES	Yes	39	6	543	462.00	1 074 286	2 573	1 076 838	250 866	264 930	279 754
3722	S.J. VAN DER MERWE TECHNICAL	CAPRICORN	910130901	SECONDARY SCHOOL	4	YES	Yes	33	10	1156	462.00	884 031	2 667	886 698	534 072	564 012	595 571
3723	ST. BRENDAN'S CATHOLIC	CAPRICORN	910130918	SECONDARY SCHOOL	4	YES	Yes	27	0	865	462.00	526 803	2 400	529 204	307 230	324 454	342 608
3724	ESTHER WALEKA COMPREHENSIVE	GREATER SEKHUKHUN	910131348	SECONDARY SCHOOL	4	YES	Yes	15	12	160	462.00	485 486	1 915	487 401	73 920	78 064	82 432
3725	LAERSKOOLO OHRIGSTAD	GREATER SEKHUKHUN	910131805	PRIMARY SCHOOL	4	YES	Yes	13	3	123	462.00	363 253	2 321	365 574	56 826	60 012	63 370
3726	LAERSKOOLO ROOSSBENIEKAL	GREATER SEKHUKHUN	904223389	PRIMARY SCHOOL	4	YES	Yes	32	7	377	462.00	890 057	1 421	891 476	174 174	183 938	194 230
3727	LAERSKOOLO TOITSKRAAL	GREATER SEKHUKHUN	904221067	PRIMARY SCHOOL	4	YES	Yes	49	1	561	462.00	1 404 809	1 074	1 405 883	259 182	273 712	289 027
3728	MOGALE WA BAGALE	GREATER SEKHUKHUN	992205512	SECONDARY SCHOOL	4	YES	Yes	9	4	454	462.00	263 402	1 803	265 205	209 748	221 507	233 901
3729	ST. MARKS COMPREHENSIVE COLLEGE	GREATER SEKHUKHUN	904221241	SECONDARY SCHOOL	4	YES	Yes	18	8	642	462.00	533 690	769	534 458	296 604	313 232	330 758
3730	GRAVELLOTTE	MOPANI	918341169	PRIMARY SCHOOL	4	YES	Yes	69	25	273	462.00	1 945 395	944	1 946 329	126 126	133 197	140 650

No.	Name of school	District	EMIS number	Primary/Secondary Combined	Quintile	No Fee Status	Section 21 Status	Nr of Educators	Nr of non Educators	Nr of Learners	Allocation per learner 2018	2017/2018		Medium-term estimates			
												Main Appropriation	Adjusted Appropriation	Revised estimate	2018	2019	2020
3731	HOERSKOOLOEDSPRUIT HIGH SCHOOL	MOPANI	995604205	SECONDARY SCHOOL	4	YES	Yes	33	24	157	462.00	1 161 206	232	1 161 438	72 534	76 600	80 886
3732	LAERSKOOLOEDSPRUIT HIGH SCHOOL	MOPANI	903420147	PRIMARY SCHOOL	4	YES	Yes	18	8	438	462.00	520 778	550	521 328	202 366	213 700	225 658
3733	LAERSKOOLOEDSPRUIT HIGH SCHOOL	MOPANI	903420161	PRIMARY SCHOOL	4	YES	Yes	8	1	405	462.00	188 513	358	188 871	187 110	197 600	208 656
3734	LAERSKOOLOEDSPRUIT HIGH SCHOOL	MOPANI	903420154	PRIMARY SCHOOL	4	YES	Yes	10	0	525	462.00	276 314	385	276 689	242 550	256 148	270 480
3735	LAERSKOOLOEDSPRUIT HIGH SCHOOL	MOPANI	903420686	PRIMARY SCHOOL	4	YES	Yes	28	7	251	462.00	1 100 090	1 072	1 101 162	115 982	122 463	129 315
3736	MANDELABARLOWORLD AGRICULTURAL SCHOOL	MOPANI	901531351	SECONDARY SCHOOL	4	YES	Yes	10	3	640	462.00	284 921	622	285 943	295 680	312 266	329 728
3737	SCHIEFFOCHT	MOPANI	916410447	PRIMARY SCHOOL	4	YES	Yes	12	1	725	462.00	293 529	722	294 252	334 960	353 728	373 520
3738	LAERSKOOLOEDSPRUIT HIGH SCHOOL	VHEMBE	995501501	PRIMARY SCHOOL	4	YES	Yes	25	6	1374	462.00	621 490	899	622 389	634 788	670 375	707 885
3739	LAERSKOOLOEDSPRUIT HIGH SCHOOL	VHEMBE	996602110	PRIMARY SCHOOL	4	YES	Yes	30	3	252	462.00	955 477	710	956 187	116 424	122 951	129 800
3740	MAKHADOCOMPREHENSIVE	VHEMBE	996602201	SECONDARY SCHOOL	4	YES	Yes	42	11	955	462.00	1 077 709	182	1 077 891	441 210	465 945	482 016
3741	MBULWI	VHEMBE	996606546	SECONDARY SCHOOL	4	YES	Yes	22	5	2267	462.00	782 458	223	782 881	1 047 354	1 106 069	1 167 958
3742	THOHOYANDOU	VHEMBE	996606516	SECONDARY SCHOOL	4	YES	Yes	32	7	1436	462.00	951 173	799	951 972	663 432	700 624	739 827
3743	THOHOYANDOU TECHNICAL	VHEMBE	923261270	SECONDARY SCHOOL	4	YES	Yes	41	10	1314	462.00	1 236 955	1 637	1 238 592	607 068	641 101	676 973
3744	LAERSKOOLOEDSPRUIT HIGH SCHOOL	WATERBERG	925661658	PRIMARY SCHOOL	4	YES	Yes	24	6	55	462.00	678 303	846	679 148	25 410	26 635	28 336
3745	LAERSKOOLOEDSPRUIT HIGH SCHOOL	WATERBERG	996606307	PRIMARY SCHOOL	4	YES	Yes	35	9	147	462.00	968 389	582	968 971	67 914	71 721	75 734
3746	NYLSTROOM	WATERBERG	906320605	PRIMARY SCHOOL	4	YES	Yes	25	5	326	462.00	489 790	290	490 079	150 612	159 055	167 955
3747	POTGIETERSRUS	WATERBERG	930350064	PRIMARY SCHOOL	4	YES	Yes	22	6	632	462.00	717 899	2 034	719 933	291 984	308 353	325 606
3748	CAPRICORN	CAPRICORN	930350057	SECONDARY SCHOOL	5	YES	Yes	33	1	1363	159.60	1 020 036	1 849	1 021 886	217 535	229 938	242 341
3749	FLORAPARK COMPREHENSIVE	CAPRICORN	930350989	PRIMARY SCHOOL	5	YES	Yes	19	6	1039	159.60	816 029	1 933	817 962	165 824	175 279	184 734
3750	HOERLANDBOUSKOOLOEDSPRUIT HIGH SCHOOL	CAPRICORN	930351395	SECONDARY SCHOOL	5	YES	Yes	19	6	396	159.60	698 101	3 171	701 272	63 202	66 805	70 409
3751	HOERSKOOLOEDSPRUIT HIGH SCHOOL	CAPRICORN	993304301	SECONDARY SCHOOL	5	YES	Yes	15	3	873	159.60	491 511	1 357	492 868	139 331	147 275	155 219
3752	HOERSKOOLOEDSPRUIT HIGH SCHOOL	CAPRICORN	906120515	SECONDARY SCHOOL	5	YES	Yes	29	8	1241	159.60	989 048	71	989 119	198 064	209 357	220 650
3753	LAERSKOOLOEDSPRUIT HIGH SCHOOL	CAPRICORN	907131249	PRIMARY SCHOOL	5	YES	Yes	3	2	246	159.60	59 395	462	59 857	39 282	41 500	43 739
3754	LAERSKOOLOEDSPRUIT HIGH SCHOOL	CAPRICORN	906121303	PRIMARY SCHOOL	5	YES	Yes	37	5	563	159.60	1 274 830	920	1 275 750	89 855	94 978	100 101
3755	LAERSKOOLOEDSPRUIT HIGH SCHOOL	CAPRICORN	907130581	PRIMARY SCHOOL	5	YES	Yes	41	2	1061	159.60	1 051 885	244	1 052 129	169 336	178 991	188 646
3756	LAERSKOOLOEDSPRUIT HIGH SCHOOL	CAPRICORN	904220101	PRIMARY SCHOOL	5	YES	Yes	30	4	1267	159.60	740 279	9 590	749 869	202 213	213 743	225 273
3757	LAERSKOOLOEDSPRUIT HIGH SCHOOL	CAPRICORN	922223292	PRIMARY SCHOOL	5	YES	Yes	32	4	361	159.60	996 795	7 399	1 004 194	57 616	60 901	64 186
3758	PIET HUGO	CAPRICORN	904220217	PRIMARY SCHOOL	5	YES	Yes	33	2	794	159.60	960 642	2 863	963 505	126 722	133 948	141 173
3759	PIETERSBURG COMPREHENSIVE	CAPRICORN	904220224	PRIMARY SCHOOL	5	YES	Yes	34	3	1161	159.60	1 007 995	6 055	1 014 040	185 296	195 861	206 426
3760	PIETERSBURG E.M.	CAPRICORN	904220231	PRIMARY SCHOOL	5	YES	Yes	8	4	1137	159.60	230 692	8 981	239 673	181 465	191 812	202 159

No.	Name of school	District	EMIS number	Primary/Secondary Combined	Quintile	No Fee Status	Section 21 Status	Nr of Educators	Nr of non Educators	Nr of Learners	Allocation per learner 2018	Main Appropriation	Adjusted Appropriation 2017/2018	Revised estimate	Medium-term estimates		
															2018	2019	2020
3761	PIETERSBURG LAERSKOO	CAPRICORN	904220408	PRIMARY SCHOOL	5	YES	Yes	9	3	1127	159.60	230 692	1 743	232 435	179 869	190 125	200 381
3762	TAXILA	CAPRICORN	904222619	SECONDARY SCHOOL	5	YES	Yes	20	6	1220	159.60	649 896	3 969	653 865	194 712	205 814	216 916
3763	TOM NAUDE TECHNICAL	CAPRICORN	904220415	SECONDARY SCHOOL	5	YES	Yes	9	4	603	159.60	293 529	7 700	301 229	96 239	101 726	107 213
3764	GROBLERSDAL	GREATER SEKHUKHUN	904220463	COMBINED SCHOOL	5	YES	Yes	5	3	1005	159.60	121 371	9 009	130 380	160 398	169 544	178 889
3765	HOERSKOOLE BEN VILJOEN	GREATER SEKHUKHUN	906230955	SECONDARY SCHOOL	5	YES	Yes	51	7	884	159.60	1 418 582	2 821	1 421 403	109 166	115 391	121 615
3766	LAERSKOOLE BURGERSFORT	GREATER SEKHUKHUN	904220439	PRIMARY SCHOOL	5	YES	Yes	19	2	453	159.60	699 822	5 593	705 415	72 289	76 421	80 543
3767	LAERSKOOLE JULIAN MULLER	GREATER SEKHUKHUN	904221319	PRIMARY SCHOOL	5	YES	Yes	10	3	696	159.60	291 808	8 106	299 914	111 082	117 415	123 749
3768	LAERSKOOLE MARBLE-HALL	GREATER SEKHUKHUN	904221326	PRIMARY SCHOOL	5	YES	Yes	5	3	499	159.60	134 283	7 896	142 179	79 640	84 181	88 722
3769	LAERSKOOLE STEELPOORT	GREATER SEKHUKHUN	904220446	COMBINED SCHOOL	5	YES	Yes	26	0	910	159.60	1 264 501	7 959	1 272 460	145 236	153 517	161 798
3770	FAUNA PARK	MOPANI	904251846	PRIMARY SCHOOL	5	YES	Yes	30	4	561	159.60	951 173	4 263	959 923	89 536	94 641	99 746
3771	HOERSKOOLE BEN VORSTER	MOPANI	904220255	SECONDARY SCHOOL	5	YES	Yes	15	3	901	159.60	235 856	4 263	240 119	143 800	151 999	160 198
3772	HOERSKOOLE FRANS DU TOIT	MOPANI	903420086	SECONDARY SCHOOL	5	NO	Yes	28	2	1053	159.60	383 296	3 941	387 237	168 059	177 641	187 223
3773	LAERSKOOLE DUIWELSKLOOF	MOPANI	903421096	PRIMARY SCHOOL	5	NO	Yes	26	3	443	159.60	335 808	7 399	343 207	70 703	74 734	78 765
3774	LAERSKOOLE PHALABORWA NOORD	MOPANI	903420185	PRIMARY SCHOOL	5	NO	Yes	40	16	400	159.60	531 696	3 115	534 811	63 840	67 480	71 120
3775	LAERSKOOLE PHALABORWA SUID	MOPANI	903420178	PRIMARY SCHOOL	5	NO	Yes	20	5	694	159.60	243 800	4 634	248 434	110 762	117 078	123 393
3776	LAERSKOOLE TZANEEN	MOPANI	901510071	PRIMARY SCHOOL	5	NO	Yes	38	14	1295	159.60	457 920	3 010	460 930	206 682	218 467	230 251
3777	MERENSKY	MOPANI	901530037	SECONDARY SCHOOL	5	NO	Yes	26	44	1001	159.60	287 896	6 370	294 266	159 760	168 869	177 978
3778	UNITY	MOPANI	901531160	PRIMARY SCHOOL	5	NO	Yes	7	4	677	159.60	67 840	9 149	76 989	108 049	114 210	120 371
3779	ELTIVILLAS	VHEMBE	901530211	PRIMARY SCHOOL	5	NO	Yes	7	3	870	159.60	55 988	7 168	63 136	138 852	146 769	154 886
3780	HOERSKOOLE ERIC LOUW	VHEMBE	995503401	SECONDARY SCHOOL	5	NO	Yes	7	11	448	159.60	170 024	4 907	174 931	71 501	75 578	79 654
3781	LAERSKOOLE LOUIS TRICHARDT	VHEMBE	996602105	PRIMARY SCHOOL	5	NO	Yes	23	8	983	159.60	240 832	3 122	243 954	156 887	165 832	174 777
3782	LAERSKOOLE MESSINA	VHEMBE	996606504	PRIMARY SCHOOL	5	NO	Yes	16	3	616	159.60	185 288	6 818	192 106	98 314	103 919	109 525
3783	LAERSKOOLE SOUTPANSBERG	VHEMBE	996606537	PRIMARY SCHOOL	5	NO	Yes	14	8	741	159.60	203 944	4 830	208 774	118 264	125 007	131 750
3784	LOUIS TRICHARDT	VHEMBE	996606539	SECONDARY SCHOOL	5	NO	Yes	25	12	761	159.60	250 160	4 648	254 808	121 458	128 381	135 306
3785	BOSVELD	WATERBERG	996606521	PRIMARY SCHOOL	5	NO	Yes	9	5	1045	159.60	112 360	3 220	115 580	166 782	176 292	185 801
3786	HOERSKOOLE ELLISRAS	WATERBERG	996606306	SECONDARY SCHOOL	5	NO	Yes	2	1	780	159.60	28 791	6 488	35 259	124 488	131 586	138 684
3787	HOERSKOOLE FRIKIE MEYER	WATERBERG	906331414	SECONDARY SCHOOL	5	NO	Yes	18	9	825	159.60	189 528	6 027	195 555	131 670	139 178	146 685
3788	HOERSKOOLE HANS STRIDOM	WATERBERG	906332493	SECONDARY SCHOOL	5	NO	Yes	17	6	436	159.60	213 696	6 888	220 584	69 566	73 553	77 521
3789	HOERSKOOLE NYLSTROOM	WATERBERG	906331025	SECONDARY SCHOOL	5	NO	Yes	13	14	646	159.60	93 280	5 152	98 432	103 102	108 980	114 859
3790	HOERSKOOLE PIET POTGIETER	WATERBERG	906331483	SECONDARY SCHOOL	5	NO	Yes	26	11	754	159.60	300 616	5 788	306 384	120 338	127 200	134 061

No.	Name of school	District	EIMS number	Primary/Secondary Combined	Quintile	No Fee Status	Section Z1 Status	Nr of Educators	Nr of non Educators	Nr of Learners	Allocation per learner 2018	Main Appropriation		Revised estimate	Medium-term estimates		
												2017/2018	2017/2018		2018	2019	2020
3791	HOERSKOOI WARMBAD	WATERBERG	90231735	SECONDARY SCHOOL	5	NO	Yes	27	4	577	159.60	291 288	3 199	294 487	92 089	97 340	102 591
3792	LAERSKOOI DWAALBOOM	WATERBERG	902331810	PRIMARY SCHOOL	5	NO	Yes	37	1	71	159.60	558 408	4 326	562 734	11 332	11 978	12 624
3793	LAERSKOOI EENHEID	WATERBERG	906111740	PRIMARY SCHOOL	5	NO	Yes	5	2	571	159.60	89 464	2 072	91 536	91 132	96 328	101 524
3794	LAERSKOOI ELLISRAS	WATERBERG	909130512	PRIMARY SCHOOL	5	NO	Yes	35	10	637	159.60	427 392	511	427 903	101 665	107 462	113 259
3795	LAERSKOOI EUGENIE N. MARAIS	WATERBERG	909130536	PRIMARY SCHOOL	5	NO	Yes	78	15	452	159.60	958 663	2 198	960 861	72 139	76 252	80 366
3796	LAERSKOOI KEEDOSKOP	WATERBERG	909130543	PRIMARY SCHOOL	5	NO	Yes	46	7	302	159.60	582 576	3 500	586 076	48 199	50 947	53 696
3797	LAERSKOOI KRUGERPARK	WATERBERG	909131317	PRIMARY SCHOOL	5	NO	Yes	51	22	968	159.60	603 776	5 012	608 788	154 493	163 302	172 110
3798	LAERSKOOI NORTHAM	WATERBERG	909130598	PRIMARY SCHOOL	5	NO	Yes	8	1	509	159.60	28 791	343	29 134	81 236	85 868	90 500
3799	LAERSKOOI NYSTROOM	WATERBERG	908110334	PRIMARY SCHOOL	5	NO	Yes	11	3	702	159.60	89 040	7 357	96 397	112 039	118 427	124 816
3800	LAERSKOOI PLATINA	WATERBERG	908110198	PRIMARY SCHOOL	5	NO	Yes	10	3	720	159.60	136 952	5 579	142 531	114 912	121 464	128 016
3801	LAERSKOOI POTGIETERSRUS	WATERBERG	908110341	PRIMARY SCHOOL	5	NO	Yes	20	5	1113	159.60	254 400	4 760	259 160	177 635	187 763	197 891
3802	LAERSKOOI THABAZIMBI	WATERBERG	991103204	PRIMARY SCHOOL	5	NO	Yes	57	41	1002	159.60	166 446	6 727	183 173	159 919	169 037	178 156
3803	LAERSKOOI TUINPLAAS	WATERBERG	991103205	PRIMARY SCHOOL	5	NO	Yes	33	12	14	159.60	153 218	2 093	155 311	2 234	2 382	2 489
3804	LAERSKOOI UNITAS	WATERBERG	906120324	PRIMARY SCHOOL	5	NO	Yes	22	14	97	159.60	56 090	3 192	59 282	15 481	16 364	17 247
3805	LAERSKOOI VAN WYKS KRAAL	WATERBERG	906120522	PRIMARY SCHOOL	5	NO	Yes	32	20	56	159.60	122 546	3 101	125 647	8 938	9 447	9 957
3806	LAERSKOOI WARMBAD	WATERBERG	907130321	PRIMARY SCHOOL	5	NO	Yes	66	58	818	159.60	184 458	4 634	189 092	130 553	137 997	145 440
3807	LEPHALE	WATERBERG	907130529	PRIMARY SCHOOL	5	NO	Yes	10	16	947	159.60	34 364	4 025	38 389	151 141	159 759	168 377
3808	LORD MILNER	WATERBERG	907130550	PRIMARY SCHOOL	5	NO	Yes	21	9	603	159.60	76 254	4 781	81 035	96 239	101 726	107 213
3809	MABALANE-SELEKA	WATERBERG	907130574	SECONDARY SCHOOL	5	NO	Yes	33	17	292	159.60	161 454	84	161 538	46 603	49 260	51 918
3810	MARKEN	WATERBERG	910130673	PRIMARY SCHOOL	5	NO	Yes	53	29	296	159.60	169 974	4 179	174 153	47 242	49 935	52 629
3811	POTGIETERSRUS COMPREHENSIVE	WATERBERG	910131580	PRIMARY SCHOOL	5	NO	Yes	14	4	1198	159.60	54 102	3 388	57 490	191 201	202 103	213 004
3812	SETTLERS AGRICULTURAL	WATERBERG	906111757	SECONDARY SCHOOL	5	NO	Yes	22	9	466	159.60	105 364	707	106 071	74 374	78 614	82 855
3813	WATERBERG	WATERBERG	906120331	SECONDARY SCHOOL	5	NO	Yes	38	9	739	159.60	156 910	5 327	162 237	117 944	124 669	131 394
TOTAL												1 429 478 000	3 821 000	1 433 298 999	1 494 167 000	1 578 190 000	1 666 731 000

INDEPENDENT SCHOOLS FUNDING	
Name of allocation	Norms and Standard for independent school funding
Transferring provincial department	Education
Purpose	To provide funding to independent schools for subsidy
Measurable outputs	108 Independent schools receive subsidy
	The compliance of usage of allocated subsidies in line with the provisions of Public Finance Management Act monitored and departmental prescripts on the utilization of funds.
Conditions	All functions and responsibilities of the Norms and Standards school funding are subject to:
	a) The Public Finance Management Act
	b) South African School Act.
	c) Norms and standards prescripts
Allocation criteria	Allocations are based on: - National Norms and standards school funding.
Monitoring mechanisms	Inspection conducted on the utilization of funds by the schools.
Projected life	On-going progress
Payments schedule	Transfer payments of the subsidy allocation are done quarterly (4 times a year).

Summary of allocations – R'000

2018/19	2019/20	2020/21
R'000	R'000	R'000
133 569	141 050	148 808

No.	Name of school	District	EMIS number	Primary/Secondary Combined	Quintile Status	No Fee Status	Section 21 Status	Nr of Educators	Nr of non Educators	Nr of Learners	Allocation per learner 2018	Main Appropriation		Revised estimate	Medium-term estimates		
												2017/2018	2017/2018		2018	2019	2020
1	Jabez	Capricorn	904224010	Primary School	N/A	N/A	N/A	14	0	147	R 925.00	141 120	141 120	135 975	143 031	150 675	
2	Jabez	Capricorn	904224010	Secondary School	N/A	N/A	N/A			38	R 3 728.00	205 400	205 400	141 664	149 036	156 940	
3	Pepps Pookwane	Capricorn	904221272	Primary School	N/A	N/A	N/A	47	8	415	R 925.00	400 320	400 320	383 875	403 795	425 375	
4	Pepps Pookwane	Capricorn	904221272	Secondary School	N/A	N/A	N/A	7	0	305	R 1 388.00	453 000	453 000	426 390	448 655	472 445	
5	Academia Private	Waterberg	991104501	Primary School	N/A	N/A	N/A	26	0	26	R 925.00	26 880	26 880	24 050	25 298	26 650	
6	Academia Private	Waterberg	991104501	Secondary School	N/A	N/A	N/A	24	0	24	R 2 329.00	55 890	55 890	55 896	58 824	61 944	
7	Molokwane Destiny	Waterberg	991102507	Primary School	N/A	N/A	N/A	8	0	67	R 925.00	72 960	72 960	61 975	65 191	68 675	
8	Molokwane Destiny	Waterberg	991102507	Secondary School	N/A	N/A	N/A	10	0	10	R 2 329.00	31 590	31 590	23 290	24 510	25 810	
9	King's Court	Mopani	918512746	Primary School	N/A	N/A	N/A	20	13	222	R 925.00	206 400	206 400	205 350	216 006	227 550	
10	King's Court	Mopani	918512746	Secondary School	N/A	N/A	N/A	16	2	157	R 2 329.00	374 220	374 220	365 653	384 807	405 217	
11	Kingfisher	Mopani	994402200	Primary School	N/A	N/A	N/A	16	0	132	R 925.00	128 640	128 640	121 100	128 436	135 300	
12	Kingfisher	Mopani	994402200	Secondary School	N/A	N/A	N/A	10	0	96	R 1 388.00	90 000	90 000	78 288	82 376	86 744	
13	Educare	Mopani	904531443	Primary School	N/A	N/A	N/A	10	0	153	R 925.00	129 600	129 600	141 525	148 889	156 825	
14	RidgeWay Independent	Vhembe	993304305	Primary School	N/A	N/A	N/A	28	0	240	R 925.00	216 000	216 000	222 000	233 520	246 000	
15	RidgeWay Independent	Vhembe	993304305	Secondary School	N/A	N/A	N/A	9	0	193	R 1 388.00	273 000	273 000	269 814	283 903	298 957	
16	CVO Marmer	Sekhukhune	996606541	Primary School	N/A	N/A	N/A	21	0	46	R 925.00	38 400	38 400	42 550	44 758	47 150	
17	Waterberg Academy	Waterberg	991104403	Primary School	N/A	N/A	N/A	21	0	73	R 925.00	55 680	55 680	67 525	71 029	74 825	
18	Waterberg Academy	Waterberg	991104403	Secondary School	N/A	N/A	N/A	41	0	41	R 1 388.00	88 500	88 500	57 318	60 311	63 509	
19	CVO Skool Potgietersrus	Waterberg	906111580	Primary School	N/A	N/A	N/A	20	0	92	R 925.00	94 080	94 080	85 100	89 516	94 300	
20	CVO Skool Potgietersrus	Waterberg	906111580	Secondary School	N/A	N/A	N/A	34	0	66	R 2 329.00	162 810	162 810	153 714	161 766	170 346	
21	Klanyisa	Mopani	916412064	Primary School	N/A	N/A	N/A	15	3	290	R 925.00	322 560	322 560	290 450	305 522	321 850	
22	Klanyisa	Mopani	916412064	Secondary School	N/A	N/A	N/A	15	3	290	R 2 329.00	636 660	636 660	559 960	588 240	619 440	
23	Myngenoegen	Capricorn	922223261	Primary School	N/A	N/A	N/A	4	10	58	R 1 542.00	444 841	444 841	447 180	470 380	485 320	
24	Myngenoegen	Capricorn	922223261	Secondary School	N/A	N/A	N/A	4	10	58	R 1 542.00	177 000	177 000	202 710	213 295	224 605	
25	Hoedspruit Christian	Mopani	903422011	Primary School	N/A	N/A	N/A	11	6	160	R 3 728.00	87 000	87 000	89 436	94 076	99 064	
26	Hoedspruit Christian	Mopani	903422011	Secondary School	N/A	N/A	N/A	11	6	160	R 3 728.00	27 650	27 650	18 640	19 610	20 650	
27	Plumanani Academy	Mopani	995501505	Primary School	N/A	N/A	N/A	8	0	86	R 1 542.00	345 000	345 000	400 920	421 720	444 080	
28	Carpe Diem	Waterberg	901010042	Primary School	N/A	N/A	N/A	19	2	86	R 1 542.00	141 000	141 000	246 720	259 520	273 280	
29	CVO Gormar	Sekhukhune	996606543	Primary School	N/A	N/A	N/A	19	2	86	R 1 542.00	139 500	139 500	132 612	139 492	146 888	
30	CVO Gormar	Sekhukhune	996606543	Secondary School	N/A	N/A	N/A	19	2	86	R 3 728.00	387 100	387 100	316 880	333 370	351 050	

No.	Name of school	District	EMIS number	Primary/Secondary Combined	Quintile Status	No Fee Status	Section 21 Status	Nr of Educators	Nr of non Educators	Nr of Learners	Allocation per learner 2018	Main Appropriation		Adjusted Appropriation 2017/2018		Revised estimate	Medium-term estimates		
												2017/2018	2017/2018	2018	2019		2020		
31	Tshke/ha	Vhembe	930350040	Primary School	N/A	N/A	N/A	38	0	582	R 1 542,00	817 500	817 500	817 500	912 864	960 224	1 011 136		
32	Tshke/ha	Vhembe	930350040	Secondary School	N/A	N/A	N/A	20	7	291	R 3 728,00	1 303 500	1 303 500	1 303 500	1 084 848	1 141 302	1 201 830		
33	Meridian College Phalaborwa	Mopani	903421145	Primary School	N/A	N/A	N/A	228	2	254	R 1 542,00	249 000	249 000	249 000	391 668	411 988	433 832		
34	Meridian College Phalaborwa	Mopani	903421145	Secondary School	N/A	N/A	N/A	32	2	246	R 3 728,00	797 900	797 900	797 900	849 984	894 216	941 640		
35	Mokopane English	Waterberg	991102504	Primary School	N/A	N/A	N/A	22	3	197	R 1 542,00	348 000	348 000	348 000	379 332	399 012	420 168		
36	Mokopane English	Waterberg	991102504	Secondary School	N/A	N/A	N/A	98	10	436	R 3 728,00	485 850	485 850	485 850	432 448	454 952	479 080		
37	Northern Muslim	Capricorn	922225503	Primary School	N/A	N/A	N/A	39	3	241	R 1 542,00	312 000	312 000	312 000	303 774	319 534	336 476		
38	Northern Muslim	Capricorn	922225503	Secondary School	N/A	N/A	N/A	10	3	57	R 3 728,00	355 500	355 500	355 500	365 344	384 356	404 740		
39	Eagle's Nest	Capricorn	971516108	Primary School	N/A	N/A	N/A	24	3	602	R 2 468,00	897 600	897 600	897 600	1 076 048	1 131 856	1 191 588		
40	Eagle's Nest	Capricorn	971516108	Secondary School	N/A	N/A	N/A	15	15	122	R 2 329,00	515 160	515 160	515 160	561 289	590 691	622 021		
41	Pepps Mokopane	Waterberg	921121991	Primary School	N/A	N/A	N/A	6	9	385	R 2 468,00	607 200	607 200	607 200	770 016	809 952	852 696		
42	High Quality	Mopani	994401201	Primary School	N/A	N/A	N/A	34	2	474	R 2 468,00	144 000	144 000	144 000	140 676	147 972	155 781		
43	High Quality	Mopani	994401201	Secondary School	N/A	N/A	N/A	24	3	602	R 5 905,00	895 000	895 000	895 000	671 610	706 502	743 956		
44	Elica	Capricorn	992205503	Primary School	N/A	N/A	N/A	15	15	122	R 2 468,00	775 200	775 200	775 200	950 180	999 460	1 052 205		
45	Rusplaat's Christian	Capricorn	992204101	Primary School	N/A	N/A	N/A	24	3	602	R 2 468,00	1 252 800	1 252 800	1 252 800	1 725 132	1 814 604	1 910 367		
46	Rusplaat's	Capricorn	992204101	Secondary School	N/A	N/A	N/A	15	15	122	R 5 905,00	2 410 200	2 410 200	2 410 200	2 899 370	2 744 934	2 880 452		
47	Holy Rosary	Vhembe	993301101	Primary School	N/A	N/A	N/A	15	1	256	R 2 468,00	1 360 800	1 360 800	1 360 800	1 485 736	1 562 792	1 645 266		
48	Holy Rosary	Vhembe	993301101	Secondary School	N/A	N/A	N/A	8	7	59	R 5 905,00	432 900	432 900	432 900	539 490	567 518	597 604		
49	Christ the King	Capricorn	992203201	Primary School	N/A	N/A	N/A	16	1	146	R 2 468,00	571 200	571 200	571 200	631 808	664 576	699 648		
50	Christ the King	Capricorn	992203201	Secondary School	N/A	N/A	N/A	10	3	602	R 5 905,00	854 100	854 100	854 100	528 480	555 936	585 408		
51	Happy Days	Capricorn	904223446	Primary School	N/A	N/A	N/A	16	1	146	R 2 468,00	122 400	122 400	122 400	145 612	153 164	161 247		
52	Happy Days	Capricorn	904223446	Secondary School	N/A	N/A	N/A	5	3	210	R 3 728,00	284 400	284 400	284 400	275 872	290 228	305 620		
53	Mabeusuu	Mopani	995504601	Primary School	N/A	N/A	N/A	4	0	68	R 2 468,00	189 600	189 600	189 600	360 328	379 016	399 018		
54	Mabeusuu	Mopani	995504601	Secondary School	N/A	N/A	N/A	11	3	55	R 5 905,00	415 350	415 350	415 350	726 660	764 412	804 936		
55	Rvoningo	Mopani	994401203	Primary School	N/A	N/A	N/A	11	3	55	R 2 468,00	727 200	727 200	727 200	518 280	545 160	573 930		
56	Rvoningo	Mopani	994401203	Secondary School	N/A	N/A	N/A	4	0	68	R 3 728,00	260 700	260 700	260 700	145 392	152 958	161 070		
57	Champions	Vhembe	993304508	Primary School	N/A	N/A	N/A	10	3	289	R 2 468,00	146 400	146 400	146 400	167 824	176 528	185 844		
58	Christen Achievers	Capricorn	992205501	Primary School	N/A	N/A	N/A	11	3	55	R 2 468,00	348 000	348 000	348 000	737 932	776 204	817 167		
59	Exelsior	Sekhukhune	996606510	Primary School	N/A	N/A	N/A	67	3	210	R 2 468,00	146 400	146 400	146 400	135 740	142 780	150 315		
60	Exelsior	Sekhukhune	996606510	Secondary School	N/A	N/A	N/A	67	3	210	R 3 728,00	272 550	272 550	272 550	249 776	262 774	276 710		

No.	Name of school	District	EMIS number	Primary/Secondary Combined	Quintile Status	No Fee Status	Section 21 Status	Nr of Educators	Nr of non Educators	Nr of Learners	Allocation per learner 2018	Main Appropriation		Revised estimate	Medium-term estimates		
												2017/2018	Adjusted Appropriation		2018	2019	2020
61	Gondolkhetwa	Vhembe	928332431	Primary School	N/A	N/A	N/A	24	0	301	R 2 468,00	626 400	626 400	742 868	781 396	822 633	
62	Gondolkhetwa	Vhembe	928332431	Secondary School	N/A	N/A	N/A	16	0	241	R 5 905,00	1 538 550	1 538 550	1 326 705	1 395 631	1 469 618	
63	Amalia	Vhembe	993304101	Primary School	N/A	N/A	N/A	16	0	251	R 2 468,00	547 200	547 200	619 468	651 596	685 983	
64	Amalia	Vhembe	993304101	Secondary School	N/A	N/A	N/A	16	0	176	R 5 905,00	1 017 900	1 017 900	968 880	1 019 216	1 073 248	
65	North Crest	Waterberg	991102503	Primary School	N/A	N/A	N/A	16	0	60	R 2 468,00	153 600	153 600	148 080	155 760	163 980	
66	North Crest	Waterberg	991102503	Secondary School	N/A	N/A	N/A	17	0	124	R 2 468,00	393 660	393 660	288 796	303 924	320 044	
67	Hebron Model School	Waterberg	906120300	Primary School	N/A	N/A	N/A	27	3	456	R 2 468,00	1 089 600	1 089 600	1 125 408	1 047 174	1 102 710	
68	Hebron Model School	Waterberg	906120300	Secondary School	N/A	N/A	N/A	27	4	328	R 3 728,00	1 279 800	1 279 800	1 222 784	1 286 416	1 354 640	
69	Rainbow	Mopani	928541973	Primary School	N/A	N/A	N/A	19	7	98	R 2 468,00	230 400	230 400	241 864	254 408	267 834	
70	Rainbow	Mopani	928541973	Secondary School	N/A	N/A	N/A	14	4	219	R 5 905,00	409 500	409 500	1 205 595	1 268 229	1 335 462	
71	Meridian College Tzaneen	Mopani	915531388	Primary School	N/A	N/A	N/A	28	2	332	R 3 728,00	2 030 300	2 030 300	1 852 816	1 948 234	2 052 610	
72	Meridian College Tzaneen	Mopani	915531388	Secondary School	N/A	N/A	N/A	19	7	98	R 2 468,00	230 400	230 400	241 864	254 408	267 834	
73	Calvin	Sekukhune	996602403	Primary School	N/A	N/A	N/A	14	4	373	R 2 468,00	820 800	820 800	920 564	968 308	1 019 409	
74	Calvin	Sekukhune	996602403	Secondary School	N/A	N/A	N/A	15	7	441	R 5 905,00	2 029 950	2 029 950	1 706 550	1 795 210	1 890 380	
75	Living waters (Groblersdal)	Sekukhune	996606544	Primary School	N/A	N/A	N/A	14	0	101	R 2 468,00	213 600	213 600	249 268	262 196	276 033	
76	Living waters (Groblersdal)	Sekukhune	996606544	Secondary School	N/A	N/A	N/A	32	0	73	R 5 905,00	444 600	444 600	401 865	422 743	445 154	
77	Living Waters (Mpodule)	Sekukhune	924651538	Primary School	N/A	N/A	N/A	16	0	183	R 2 468,00	468 000	468 000	451 644	475 068	500 139	
78	Living Waters (Mpodule)	Sekukhune	924651538	Secondary School	N/A	N/A	N/A	16	0	497	R 3 728,00	2 097 450	2 097 450	1 852 816	1 949 234	2 052 610	
79	Dynamique	Sekukhune	996606542	Primary School	N/A	N/A	N/A	16	0	326	R 2 468,00	703 200	703 200	804 588	846 296	890 958	
80	Dynamique	Sekukhune	996606511	Secondary School	N/A	N/A	N/A	18	2	173	R 3 728,00	746 550	746 550	644 944	678 506	714 490	
81	Matadi	Mopani	996604200	Primary School	N/A	N/A	N/A	3	2	563	R 2 468,00	1 288 800	1 288 800	1 389 484	1 461 548	1 538 679	
82	Matadi	Mopani	996604200	Secondary School	N/A	N/A	N/A	3	2	132	R 2 468,00	228 000	228 000	325 776	342 672	360 755	
83	Niwanguletlo	Mopani	994401202	Primary School	N/A	N/A	N/A	8	5	18	R 5 905,00	93 600	93 600	99 090	104 238	109 764	
84	Niwanguletlo	Mopani	994401202	Secondary School	N/A	N/A	N/A	8	5	90	R 2 468,00	264 000	264 000	222 120	233 640	245 970	
85	Muhuri/Combined School	Mopani	994401209	Primary School	N/A	N/A	N/A										
86	Muhuri	Mopani	994401209	Secondary School	N/A	N/A	N/A										
87	Sunrise Superkids	Waterberg	991102508	Primary School	N/A	N/A	N/A										
88	Excelsus	Sekukhune	996606312	Primary School	N/A	N/A	N/A										
89	Excelsus	Sekukhune	996606312	Secondary School	N/A	N/A	N/A										
90	Haggai	Vhembe	930351704	Primary School	N/A	N/A	N/A										

No.	Name of school	District	EMIS number	Primary/Secondary Combined	Quintile Status	No Fee Status	Section 21 Status	Nr of Educators	Nr of non Educators	Nr of Learners	Allocation per learner 2018	Main Appropriation	Adjusted Appropriation	Revised estimate	Medium-term estimates		
															2018	2019	2020
91	Haggai	Vhembe	930351704	Secondary School	N/A	N/A	N/A	155		155	R 5 905.00	895 050	895 050	895 050	895 050	897 605	945 190
92	Bright Morning Star	Mopani	99550203	Primary School	N/A	N/A	N/A	7	5	236	R 3 705.00	754 920	754 920	754 920	754 920	919 928	988 780
93	Elsaadai	Sekhukhune	996606523	Primary School	N/A	N/A	N/A	37	18	603	R 3 705.00	1 883 805	1 883 805	1 883 805	2 234 115	2 350 494	2 475 315
94	Elsaadai	Sekhukhune	996606523	Secondary School	N/A	N/A	N/A	447		447	R 5 905.00	2 667 600	2 667 600	2 667 600	2 460 735	2 588 577	2 725 806
95	Euphorbia	Waterberg	991102400	Primary School	N/A	N/A	N/A	7	3	106	R 3 705.00	408 915	408 915	408 915	392 730	413 188	435 130
96	Blue Mountain	Mopani	995501503	Primary School	N/A	N/A	N/A	10	0	21	R 0.00	73 395	73 395	73 395	-	-	-
97	Blue Mountain	Mopani	995501503	Secondary School	N/A	N/A	N/A	21		21	R 0.00	82 950	82 950	82 950	-	-	-
98	St. Gregories	Sekhukhune	996606535	Primary School	N/A	N/A	N/A	24	14	285	R 3 705.00	922 680	922 680	922 680	1 055 925	1 110 930	1 169 925
99	ST. Gregories	Sekhukhune	996606535	Secondary School	N/A	N/A	N/A	347		347	R 5 905.00	2 246 400	2 246 400	2 246 400	1 910 235	2 009 477	2 116 006
100	Nazarene	Vhembe	930351715	Primary School	N/A	N/A	N/A	21	1	241	R 3 705.00	954 135	954 135	954 135	892 905	939 418	989 305
101	Nazarene	Vhembe	930351715	Secondary School	N/A	N/A	N/A	115		115	R 5 905.00	877 500	877 500	877 500	633 075	666 770	701 270
102	De Montfort	Vhembe	993304308	Primary School	N/A	N/A	N/A	16	0	415	R 3 705.00	1 258 200	1 258 200	1 258 200	1 537 575	1 617 670	1 703 575
103	Goodville	Vhembe	930350101	Primary School	N/A	N/A	N/A	18	0	438	R 3 705.00	1 391 010	1 391 010	1 391 010	1 622 790	1 707 324	1 797 990
104	Cenauri	Vhembe	993306301	Primary School	N/A	N/A	N/A	15	0	147	R 3 705.00	241 155	241 155	241 155	544 635	573 006	603 435
105	Cenauri	Vhembe	993306301	Secondary School	N/A	N/A	N/A	24		24	R 5 905.00	128 700	128 700	128 700	132 120	138 984	146 352
106	Jumbo	Vhembe	993305502	Primary School	N/A	N/A	N/A	3	5	88	R 3 705.00	339 015	339 015	339 015	326 040	343 024	361 240
107	Jumbo	Vhembe	993305502	Secondary School	N/A	N/A	N/A	18		18	R 5 905.00	122 850	122 850	122 850	99 090	104 238	109 764
108	Hillside	Vhembe	928332653	Primary School	N/A	N/A	N/A	14	0	219	R 3 705.00	898 215	898 215	898 215	811 395	853 662	898 995
109	Hillside	Vhembe	928332653	Secondary School	N/A	N/A	N/A	39		39	R 5 905.00	222 300	222 300	222 300	214 695	225 849	237 822
110	Tshidarhumu	Vhembe	993302101	Primary School	N/A	N/A	N/A	4	1	84	R 3 705.00	346 005	346 005	346 005	311 220	327 432	344 820
111	Mveluziso	Vhembe	993304206	Primary School	N/A	N/A	N/A	8	0	224	R 3 705.00	468 330	468 330	468 330	829 920	873 152	919 520
112	Wilmary	Vhembe	993304502	Primary School	N/A	N/A	N/A	20	1	291	R 3 705.00	835 305	835 305	835 305	1 078 155	861 458	1 194 555
113	Wilmary	Vhembe	993304502	Secondary School	N/A	N/A	N/A	166		166	R 5 905.00	748 800	748 800	748 800	913 830	961 306	1 012 268
114	Talfhani	Vhembe	993304203	Primary School	N/A	N/A	N/A	16	1	281	R 3 705.00	894 720	894 720	894 720	1 041 105	1 095 338	1 153 505
115	Talfhani	Vhembe	993304203	Secondary School	N/A	N/A	N/A	38		38	R 5 905.00	374 400	374 400	374 400	209 190	220 058	231 724
116	Benny's Sports	Vhembe	993304506	Primary School	N/A	N/A	N/A	21	0	170	R 3 705.00	601 140	601 140	601 140	629 850	662 660	697 850
117	Benny's Sports	Vhembe	993304506	Secondary School	N/A	N/A	N/A	128		128	R 5 905.00	1 234 350	1 234 350	1 234 350	704 640	741 248	780 544
118	The Living Gospel	Vhembe	993305102	Primary School	N/A	N/A	N/A	8	0	334	R 3 705.00	1 448 931	1 448 931	1 448 931	1 237 470	1 029 072	1 371 070
119	Amralilo	Vhembe	993305401	Primary School	N/A	N/A	N/A	11	0	140	R 3 705.00	454 350	454 350	454 350	516 700	545 720	574 700
120	Awelani	Vhembe	993320070	Primary School	N/A	N/A	N/A	13	0	491	R 3 705.00	1 555 275	1 555 275	1 555 275	516 700	545 720	574 700

No.	Name of school	District	EMIS number	Primary/Secondary Combined	Quintile Status	No Fee Status	Section 21 Status	Nr of Educators	Nr of non Educators	Nr of Learners	Allocation per learner 2018	Main Appropriation		Revised estimate	Medium-term estimates		
												2017/2018	2017/2018		2018	2019	2020
121	IT-Today	Vhembe	993305402	Primary School	N/A	N/A	N/A	13	0	197	R 3 705.00	733 950	733 950	733 950	1 919 155	1 919 155	2 015 555
122	Muluela Integrated	Vhembe	931352063	Primary School	N/A	N/A	N/A	14	4	105	R 3 705.00	223 680	223 680	223 680	729 885	757 906	808 685
123	Muluela Integrated	Vhembe	931352063	Secondary School	N/A	N/A	N/A	36	3	1180	R 5 905.00	1 696 500	1 696 500	1 696 500	389 025	409 290	431 025
124	St Augustine	Vhembe	929311045	Primary School	N/A	N/A	N/A	6	2	174	R 3 705.00	3 844 500	3 844 500	3 844 500	1 508 370	1 586 734	1 670 652
125	St Augustine	Vhembe	929311045	Secondary School	N/A	N/A	N/A	31	0	356	R 5 905.00	2 082 600	2 082 600	2 082 600	4 371 900	4 599 640	4 843 900
126	Bono	Vhembe	993304102	Primary School	N/A	N/A	N/A	6	2	174	R 3 705.00	1 031 899	1 031 899	1 031 899	1 970 790	2 073 178	2 183 084
127	Emmanuel	Vhembe	905332486	Primary School	N/A	N/A	N/A	11	0	136	R 3 705.00	1 286 160	1 286 160	1 286 160	644 670	678 252	714 270
128	Emmanuel	Vhembe	905332486	Secondary School	N/A	N/A	N/A	11	0	136	R 3 705.00	1 281 150	1 281 150	1 281 150	1 318 980	1 387 688	1 461 380
129	Hilmary	Vhembe	903306668	Primary School	N/A	N/A	N/A	11	2	382	R 5 905.00	485 805	485 805	485 805	1 150 545	1 210 319	1 274 482
130	Tshivhazwulu	Vhembe	993306302	Primary School	N/A	N/A	N/A	11	2	382	R 3 705.00	1 146 360	1 146 360	1 146 360	503 880	530 128	558 280
131	Risma Christian College	Vhembe	993301500	Primary School	N/A	N/A	N/A	42	0	68	R 3 705.00	205 205	205 205	205 205	1 415 310	1 489 036	1 588 110
132	Risma Christian College	Vhembe	993301500	Secondary School	N/A	N/A	N/A	7	0	7	R 3 705.00	408 915	408 915	408 915	251 940	265 064	279 140
133	New Generation	Vhembe	993305200	Primary School	N/A	N/A	N/A	15	0	61	R 5 905.00	1 386 450	1 386 450	1 386 450	38 535	40 537	42 686
134	New Generation	Vhembe	993305200	Secondary School	N/A	N/A	N/A	129	2	58	R 3 705.00	1 992 215	1 992 215	1 992 215	226 005	237 778	250 405
135	Braambos	Vhembe	993304504	Primary School	N/A	N/A	N/A	4	2	27	R 5 905.00	1 992 215	1 992 215	1 992 215	710 145	747 039	786 642
136	Theo-centric	Vhembe	995502102	Primary School	N/A	N/A	N/A	27	2	191	R 3 705.00	1 695 075	1 695 075	1 695 075	214 890	226 084	238 090
137	Theo-centric	Vhembe	995502102	Secondary School	N/A	N/A	N/A	42	5	341	R 3 705.00	409 500	409 500	409 500	707 655	744 518	784 055
138	New Horizon	Sekhukhune	996606508	Primary School	N/A	N/A	N/A	11	5	59	R 5 905.00	1 226 745	1 226 745	1 226 745	231 210	243 222	256 116
139	New Horizon	Sekhukhune	996606508	Secondary School	N/A	N/A	N/A	4	4	52	R 3 705.00	391 950	391 950	391 950	1 263 405	1 323 218	1 399 805
140	Comprehensive Riverside	Sekhukhune	996605201	Primary School	N/A	N/A	N/A	4	4	52	R 5 905.00	223 680	223 680	223 680	324 795	341 669	359 782
141	Comprehensive Riverside	Sekhukhune	996605201	Secondary School	N/A	N/A	N/A	9	0	101	R 3 705.00	46 800	46 800	46 800	192 660	202 696	213 460
142	Waberval	Sekhukhune	996602109	Primary School	N/A	N/A	N/A	7	0	293	R 5 905.00	188 730	188 730	188 730	49 545	52 119	54 882
143	St Peters	Sekhukhune	996601301	Primary School	N/A	N/A	N/A	16	6	389	R 3 705.00	1 381 399	1 381 399	1 381 399	374 205	393 698	414 605
144	St Peters	Sekhukhune	996601301	Secondary School	N/A	N/A	N/A	18	10	357	R 3 705.00	2 059 200	2 059 200	2 059 200	1 085 585	1 195 515	1 286 962
145	Jesus is Lord	Sekhukhune	996606635	Primary School	N/A	N/A	N/A	6	9	274	R 5 905.00	1 286 160	1 286 160	1 286 160	2 031 345	2 190 280	2 334 359
146	Jesus is Lord	Sekhukhune	996606635	Secondary School	N/A	N/A	N/A	72	9	274	R 3 705.00	438 750	438 750	438 750	1 322 685	1 444 987	1 549 682
147	Lighthouse Academy	Mopani	995601401	Primary School	N/A	N/A	N/A	6	2	80	R 5 905.00	877 245	877 245	877 245	396 360	416 952	523 253
148	Maruda	Waterberg	991102302	Primary School	N/A	N/A	N/A	4	2	26	R 3 705.00	230 670	230 670	230 670	1 015 170	1 121 453	1 208 967
149	LTT Muroinwa	Vhembe	905332864	Primary School	N/A	N/A	N/A	26	0	149	R 3 705.00	688 515	688 515	688 515	296 400	311 840	412 597
150	LTT Muroinwa	Vhembe	905332864	Secondary School	N/A	N/A	N/A	369	0	369	R 3 705.00	1 877 369	1 877 369	1 877 369	552 045	580 802	695 842

No.	Name of school	District	EMIS number	Primary/Secondary Combined	Quintile	No Fee Status	Section 21 Status	Nr of Educators	Nr of non Educators	Nr of Learners	Allocation per learner 2018	2017/2018		Medium-term estimates		
												Main Appropriation	Adjusted Appropriation	Revised estimate	2018	2019
151	Grace park	Vhembe	993304204	Primary School	N/A	N/A	N/A	6	1	118	R 5 905.00	276 105	276 105	1 771 995	2 190 280	2 334 359
152	Lesedi Wilhof	Capricorn	904225755	Primary School	N/A	N/A	N/A	6	5	187	R 3 705.00	1 227 619	1 227 619	437 190	459 964	568 587
153	Ben Evelyn	Capricorn	992205603	Primary School	N/A	N/A	N/A	11	0	96	R 3 705.00	356 490	356 490	692 835	728 926	851 832
154	Ben Evelyn	Capricorn	992205603	Secondary School	N/A	N/A	N/A	35	8	1010	R 5 905.00	2 967 255	2 967 255	355 680	374 208	394 080
155	Maseala Progressive	Capricorn	992205601	Primary School	N/A	N/A	N/A	414	0	660	R 3 705.00	1 605 719	1 605 719	82 575	86 865	91 470
156	Maseala Progressive	Capricorn	992205601	Secondary School	N/A	N/A	N/A	13	0	660	R 5 905.00	2 293 200	2 293 200	3 482 700	3 990 381	4 146 050
157	Prenora	Capricorn	922225622	Primary School	N/A	N/A	N/A	14	7	523	R 3 705.00	1 904 775	1 904 775	2 279 070	2 450 875	2 524 572
158	Graceland	Capricorn	992205605	Primary School	N/A	N/A	N/A	14	7	523	R 3 705.00	1 904 775	1 904 775	2 445 300	2 626 081	2 709 300
159	Graceland	Capricorn	992205605	Secondary School	N/A	N/A	N/A	119	8	127	R 3 705.00	643 500	643 500	1 937 715	2 092 055	2 146 915
160	Nhlabathe	Sekhukhune	996602101	Primary School	N/A	N/A	N/A	2	8	127	R 5 905.00	498 291	498 291	655 095	742 530	725 862
161	Nhlabathe Science	Sekhukhune	996602101	Secondary School	N/A	N/A	N/A	37	3	37	R 3 705.00	286 650	286 650	470 535	495 046	521 335
162	Comprehensive Trinity Academy	Vhembe	993304103	Primary School	N/A	N/A	N/A	16	3	200	R 5 905.00	719 970	719 970	203 685	214 267	225 626
163	Comprehensive Trinity	Vhembe	993304103	Secondary School	N/A	N/A	N/A	14	4	198	R 3 705.00	736 619	736 619	741 000	778 600	821 000
164	Francis Eng Medium	Mopani	994402202	Primary School	N/A	N/A	N/A	14	4	316	R 5 905.00	1 086 945	1 086 945	1 089 990	1 146 618	920 054
165	Francis English Medium	Mopani	994402202	Secondary School	N/A	N/A	N/A	26	0	26	R 3 705.00	187 200	187 200	1 170 780	1 231 768	1 297 180
166	Vision	Vhembe	929311433	Primary School	N/A	N/A	N/A	13	0	133	R 5 905.00	384 450	384 450	143 130	150 566	158 548
167	Vision	Vhembe	929311433	Secondary School	N/A	N/A	N/A	13	0	61	R 3 705.00	345 150	345 150	482 765	518 434	545 965
168	Mahonisi	Vhembe	9933034304	Primary School	N/A	N/A	N/A	16	0	347	R 5 905.00	887 750	887 750	335 805	353 251	371 978
169	Mahonisi Learning Centre	Vhembe	9933034304	Secondary School	N/A	N/A	N/A	187	6	126	R 3 705.00	918 450	918 450	1 285 635	1 352 606	1 137 085
170	Good Shepherd	Sekhukhune	996604201	Secondary School	N/A	N/A	N/A	2	6	126	R 5 905.00	29 250	29 250	1 029 435	1 082 917	1 140 326
171	Good Shepherd	Sekhukhune	996604201	Primary School	N/A	N/A	N/A	7	0	7	R 3 705.00	377 460	377 460	466 830	491 148	517 230
172	Sunshine Primary	Mopani	995550205	Primary School	N/A	N/A	N/A	9	0	114	R 5 905.00	366 975	366 975	38 535	40 537	42 866
173	Konani Pfunzo Learning centre	Vhembe	993304201	Secondary School	N/A	N/A	N/A	8	5	134	R 3 705.00	1 324 074	1 324 074	442 370	444 372	467 970
174	Helweg	Mopani	995503402	Secondary School	N/A	N/A	N/A	14	1	134	R 3 728.00	639 900	639 900	499 552	525 548	553 420
175	StFrancis Catholic	Mopani	923261409	Primary School	N/A	N/A	N/A	242	0	170	R 3 705.00	951 054	951 054	896 610	943 316	993 410
176	StFrancis Catholic	Capricorn	923261409	Secondary School	N/A	N/A	N/A	21	0	170	R 5 905.00	953 550	953 550	939 850	984 470	1 036 660
177	Paradise Manane	Vhembe	993304202	Primary School	N/A	N/A	N/A	15	0	247	R 3 705.00	801 801	801 801	915 135	962 806	1 013 935
178	Paradise Manane	Vhembe	993304202	Secondary School	N/A	N/A	N/A	76	4	127	R 5 905.00	536 900	536 900	418 380	440 116	463 448
179	Nekhemah	Vhembe	902332424	Secondary School	N/A	N/A	N/A	6	4	127	R 3 705.00	35 100	35 100	470 535	495 046	521 335
180	Tshepo Christian	Sekhukhune	92566136	Primary School	N/A	N/A	N/A	14	1	148	R 3 705.00	380 955	380 955	548 340	576 904	607 540

No.	Name of school	District	EMIS number	Primary/Secondary Combined	Quintile Status	No Fee Status	Section 21 Status	Nr of Educators	Nr of non Educators	Nr of Learners	Allocation per learner 2018	Main Appropriation		Adjusted Appropriation 2017/2018		Revised estimate	Medium-term estimates		
												2018	2019	2018	2019		2018	2019	2020
181	Tshepo Christian	Sekhukhune	92566136	Secondary School	N/A	N/A	N/A	8	2	271	R 5 505.00	76 050	76 050	76 050	156 357	164 646			
182	Maatjaka primary	Capricorn	992207200	Primary School	N/A	N/A	N/A	11	0	224	R 3 705.00	842 295	842 295	842 295	873 152	919 520			
183	Nyukani Edu Centre	Mopani	994401103	Primary School	N/A	N/A	N/A	26	3	329	R 1 542.00	N/A	N/A	N/A	533 638	561 932			
184	NYUKANI Edu Centre	Mopani	994401104	Secondary School	N/A	N/A	N/A	239			R 2 329.00	N/A	N/A	N/A	556 631	616 859			
185	Lowveld Academy	Mopani	996605303	Secondary School	N/A	N/A	N/A	11	2	165	R 2 329.00	N/A	N/A	N/A	384 285	425 865			
186	New Era	Vhembe	993301102	Primary School	N/A	N/A	N/A	9	2	100	R 2 468.00	N/A	N/A	N/A	246 800	273 300			
187	New Era	Vhembe	992205200	Secondary School	N/A	N/A	N/A	100			R 3 728.00	N/A	N/A	N/A	372 800	413 000			
188	The Shower Christian	Capricorn	992205200	Primary School	N/A	N/A	N/A	2	3	55	R 2 468.00	N/A	N/A	N/A	135 740	150 315			
189	Divine Kingdom	Vhembe	993305204	Primary School	N/A	N/A	N/A	109			R 3 705.00	N/A	N/A	N/A	403 845	447 445			
190	Divine Kingdom	Vhembe	993305204	Secondary School	N/A	N/A	N/A	7	5	28	R 5 505.00	N/A	N/A	N/A	154 140	170 744			
191	Leap Science & Maths	Sekhukhune	996605204	Secondary School	N/A	N/A	N/A	150			R 5 505.00	N/A	N/A	N/A	825 750	868 650			
	TOTAL											126 973 000	126 973 000	126 973 000	141 050 000	148 808 000			

PUBLIC SPECIAL SCHOOLS FUNDING	
Name of allocation	Norms and Standard for public special school funding
Transferring provincial department	Education
Purpose	To provide funding to public special schools for running cost
Measurable outputs	34 Public Special school receive funding
	The compliance of usage of allocated subsidies in line with the provisions of Public Finance Management Act monitored and departmental prescripts on the utilization of funds.
Conditions	All functions and responsibilities of the Norms and Standards school funding are subject to:
	a) The Public Finance Management Act
	b) South African School Act.
	c) Norms and standards prescripts
Allocation criteria	Allocations are based on: - National Norms and standards for public special schools.
Monitoring mechanisms	Inspection conducted on the utilization of funds by the schools.
Projected life	On-going progress
Payments schedule	Transfer payments of the norms and standards allocation are done bi-annually (twice a year).

Summary of allocations – R'000

2018/19	2019/20	2020/21
R'000	R'000	R'000
58 714	62 002	65 412

No.	Name of school	District	EMIS number	Primary/Secondary Combined	Quintile	No Fee Status	Section 21 Status	Nr of Educators	Nr of non Educators	Nr of Learners	Allocation per learner 2018	2017/2018		Medium-term estimates			
												Main Appropriation	Adjusted Appropriation	Revised estimate	2018	2019	2020
1	ASHPHUMELELE	SEKHUKHUNE	996606800	N/A	N/A	yes	yes	4	N/A	82	N/A	443 500	443 500	443 500	466 000	496 000	525 000
2	BANA BA THARI	CAPRICORN	923242552	N/A	N/A	yes	yes	21	N/A	180	N/A	912 000	912 000	912 000	1 024 000	1 089 000	1 153 000
3	BENEDICT & HOPE	CAPRICORN	923245435	N/A	N/A	yes	yes	12	N/A	170	N/A	1 344 000	1 344 000	1 344 000	1 177 000	1 243 000	1 311 000
4	BOSELE	SEKHUKHUNE	924657781	N/A	N/A	yes	yes	41	N/A	323	N/A	2 580 000	2 580 000	2 580 000	2 645 000	2 778 000	2 921 000
5	BOTLOKWA	CAPRICORN	993303400	N/A	N/A	yes	yes	7	N/A	190	N/A	1 260 000	1 260 000	1 260 000	1 331 000	1 404 000	1 481 000
6	FULUFHELO	VHEMBE	930351647	N/A	N/A	yes	yes	40	N/A	694	N/A	4 548 000	4 548 000	4 548 000	3 947 000	4 197 000	4 447 000
7	GENL PIET JOUBERT	CAPRICORN	904222640	N/A	N/A	yes	yes	43	N/A	608	N/A	3 732 000	3 732 000	3 732 000	3 766 000	3 991 000	4 220 000
8	GRACE & HOPE	CAPRICORN	92223367	N/A	N/A	yes	yes	34	N/A	443	N/A	2 628 000	2 628 000	2 628 000	2 975 000	3 144 000	3 318 000
9	GRACE & LOVE	VHEMBE	993305501	N/A	N/A	yes	yes	11	N/A	169	N/A	887 500	887 500	887 500	861 000	1 022 000	1 083 000
10	HELENE FRANZ	CAPRICORN	920210197	N/A	N/A	yes	yes	32	N/A	365	N/A	2 856 000	2 856 000	2 856 000	2 989 000	3 139 000	3 301 000
11	IPELEGENG	SEKHUKHUNE	925621848	N/A	N/A	yes	yes	14	N/A	238	N/A	996 000	996 000	996 000	1 414 000	1 501 000	1 588 000
12	JANE FURST	SEKHUKHUNE	925661566	N/A	N/A	yes	yes	20	N/A	286	N/A	1 524 000	1 524 000	1 524 000	1 627 000	1 730 000	1 833 000
13	LEBONE	WATERBERG	991102301	N/A	N/A	yes	yes	2	N/A	75	N/A	275 500	275 500	275 500	427 000	453 000	481 000
14	LETABA	MOPANI	915530617	N/A	N/A	yes	yes	20	N/A	190	N/A	1 548 000	1 548 000	1 548 000	1 556 000	1 634 000	1 718 000
16	MAHLASEDI	CAPRICORN	923260505	N/A	N/A	yes	yes	31	N/A	480	N/A	347 500	347 500	347 500	2 730 000	2 903 000	3 076 000
15	MATOBULE	SEKHUKHUNE	996605600	N/A	N/A	yes	yes	3	N/A	58	N/A	2 376 000	2 376 000	2 376 000	341 000	359 000	376 000
17	MHINGA	VHEMBE	9111361675	N/A	N/A	yes	yes	9	N/A	145	N/A	695 500	695 500	695 500	825 000	877 000	929 000
18	NEW HORIZON	CAPRICORN	904221159	N/A	N/A	yes	yes	17	N/A	185	N/A	1 272 000	1 272 000	1 272 000	1 327 000	1 400 000	1 475 000
19	NTHABISENG	MOPANI	994402302	N/A	N/A	yes	yes	6	N/A	158	N/A	827 500	827 500	827 500	895 000	956 000	1 012 000
20	PFUNANANI	MOPANI	994401200	N/A	N/A	yes	yes	43	N/A	450	N/A	2 916 000	2 916 000	2 916 000	3 210 000	3 385 000	3 569 000
21	PHATLAPHADIMA	CAPRICORN	922223378	N/A	N/A	yes	yes	9	N/A	216	N/A	1 464 000	1 464 000	1 464 000	1 606 000	1 692 000	1 782 000
22	RATANANG	CAPRICORN	904255723	N/A	N/A	yes	yes	31	N/A	312	N/A	2 748 000	2 748 000	2 748 000	2 525 000	2 653 000	2 790 000
23	REHLAHLANG	SEKHUKHUNE	996606318	N/A	N/A	yes	yes	4	N/A	115	N/A	671 500	671 500	671 500	932 000	979 000	1 029 000
24	REHLISENG	CAPRICORN	992202502	N/A	N/A	yes	yes	2	N/A	128	N/A	863 500	863 500	863 500	888 000	1 040 000	1 094 000
25	RIVONI	VHEMBE	929332041	N/A	N/A	yes	yes	10	N/A	114	N/A	767 500	767 500	767 500	934 000	980 000	1 031 000
26	SEDIBENG	WATERBERG	991103202	N/A	N/A	yes	yes	10	N/A	88	N/A	575 500	575 500	575 500	561 000	593 000	627 000
27	SETOTLWANE	CAPRICORN	92223479	N/A	N/A	yes	yes	33	N/A	328	N/A	1 968 000	1 968 000	1 968 000	2 866 000	2 821 000	2 966 000
28	SILOLò	CAPRICORN	904261263	N/A	N/A	yes	yes	19	N/A	98	N/A	876 000	876 000	876 000	803 000	843 000	886 000
29	SUSAN STRUDOM	WATERBERG	907131614	N/A	N/A	yes	yes	29	N/A	423	N/A	2 388 000	2 388 000	2 388 000	2 614 000	2 770 000	2 929 000
30	THUSANANG	WATERBERG	910131676	N/A	N/A	yes	yes	19	N/A	230	N/A	1 344 000	1 344 000	1 344 000	1 536 000	1 623 000	1 714 000
31	TSHILDZINI	VHEMBE	930320346	N/A	N/A	yes	yes	44	N/A	333	N/A	2 784 000	2 784 000	2 784 000	2 867 000	2 803 000	2 948 000
32	TSHILWAWHUSIKU	VHEMBE	993304507	N/A	N/A	yes	yes	13	N/A	218	N/A	1 164 000	1 164 000	1 164 000	1 240 000	1 318 000	1 397 000
33	TSOGA-Q-TIRELE	CAPRICORN	923262058	N/A	N/A	yes	yes	26	N/A	305	N/A	2 388 000	2 388 000	2 388 000	2 470 000	2 596 000	2 729 000
34	YINGSANI	MOPANI	915531221	N/A	N/A	yes	yes	23	N/A	185	N/A	1 524 000	1 524 000	1 524 000	1 515 000	1 591 000	1 673 000
TOTAL												55 495 000	55 495 000	55 495 000	58 714 000	62 002 000	65 412 000

VOTE 04: AGRICULTURE AND RURAL DEVELOPMENT(LDARD)

Mashashane Hatchery equipment

Name of Allocation	Farmer Support Services
Transferring Provincial Department	Limpopo Department of Agriculture and Rural Development (Vote 4)
Purpose	Funding for the procurement of Mashashane Hatchery equipment
Measurable Output	Deliverables 1. Completion certificate/report for the delivery and installation of the new hatching equipment at Mashashane Hatchery.
Conditions	<ul style="list-style-type: none"> LDARD shall transfer the R4 million to Limpopo Development Agency (LEDA) procure an equipment for Mashashane Hatchery.
Allocation criteria	The allocation of R4 million is incorporated into Equitable Share budget for the financial year 18/19
Reasons not incorporated in Equitable Share	None
Monitoring mechanisms	LEDA present LDARD with monthly progress report with the final report expected by the 31 September 2018.
Projected life	2018/19
Payment Schedule	The funds will be transferred as follows: May 2018: R4 000 000.00

Summary of departmental transfers to Other Entities

R thousand	Medium-term estimates		
	2018/19 R'000	2019/20 R'000	2020/21 R'000
Farmer Support Services	4 000	0	0

Nwanedi Agri-hub development of irrigation infrastructure for vegetables: 39 farms

Name of Allocation	Farmer Support Services
Transferring Provincial Department	Limpopo Department of Agriculture and Rural Development (Vote 4)
Purpose	Funding for the implementation of Nwanedi Agri-hub development for vegetables particularly with regard to the development of irrigation infrastructure on 39 farms
Measurable Output	<p>Deliverables</p> <p>Development of irrigation infrastructure which shall cover the following:</p> <ul style="list-style-type: none"> • Designs for the whole farm irrespective of the number of hectares. • Underground pipes for six hectares with hydrants. • Mainline pipe from the river to the farm, and • Water pump and two hectare drippers.
Conditions	The Department will transfer funds to Timbali Technology Incubator (TTI) who is an appointed implementing agent for the project. The project is a partnership between LDARD and the Jobs Fund, programme of the National Treasury which is implemented over three years starting 2016/17 ending 2018/19.
Allocation criteria	The allocation of R20 million is incorporated into CASP Conditional Grant budget for the financial year 2018/19
Reasons not incorporated in Equitable Share	None
Monitoring mechanisms	The Project Implementation Committee (PIC) and the Project Steering Committee were established as per the agreement between LDARD and TTI and between the Jobs Fund and the TTI were established to manage and monitor the project and report accordingly to the relevant stakeholders.
Projected life	2018/19
Payment Schedule	The funds will be transferred as follows: May 2018: R10 000 000.00 August 2018: R10 000 000.00

Summary of departmental transfers to Other Entities

R thousand	Medium-term estimates		
	2018/19	2019/20	2020/21
	R'000	R'000	R'000
Farmer Support Services	20 000	0	0

**VOTE 06: DEPARTMENT OF ECONOMIC DEVELOPMENT,
ENVIRONMENT AND TOURISM**

GAZETTE FOR LIMPOPO GAMING BOARD (LGB)

Name of Allocation	Business Regulation and Governance
Transferring provincial department	Economic Development, Environment and Tourism (vote 6)
Purpose	To regulate control and monitor Gambling activities in the province in accordance with the provisions of the Northern Province Gambling Act, No.4 of 1986 as amended.
Measurable outputs	<ul style="list-style-type: none"> • Licensing individuals and companies to conduct gambling related activities • Registering of persons engaged in gambling activities • Registering of gambling devices • Collection of levies • Ensure compliance to the Gambling Act. • Conduct awareness campaigns on responsible gambling • Acquisition of premises • Ensure adherence to gambling license conditions
Conditions	The department transfer funds to the Gambling Board as per signed performance agreement on submission of quarterly reports
Allocation criteria	<ul style="list-style-type: none"> • Signed annual performance agreement • Annual performance plan • Projected expenditure
Reasons not incorporated in equitable share	Is incorporated equitable departmental share
Monitoring mechanisms	Submission of monthly financial report and quarterly reports and evaluation of quarterly progress.
Projected life	2011/12 and on going
Payment schedule	Transfer in trenches on a quarterly basis

Summary of allocations - R'000

2018/19	2019/20	2020/21
71 486	75 632	79 791

GAZETTE FOR LIMPOPO ECONOMIC DEVELOPMENT AGENCY (LEDA)	
1. Name of allocation	Limpopo Economic Development Agency (LEDA)
2. Transferring department	Department of Economic Development, Environment and Tourism (LEDET)
3. Purpose	Implementation of Provincial Economic Development policies and strategies
4. Measurable Outputs	<ul style="list-style-type: none"> • Sustainable enterprises in targeted sectors of the economy • Implementation of enterprise development programmes at a total minimum cost of R75 300 000.00 focusing on the Limpopo Enterprise and Promotion programme(LEAP) at a minimum cost of R5 300 000, Adopt –A – Youth programme at a minimum cost of R10 000 000, Women in business programme at a minimum cost of R 5 000 000, Limpopo people with disability in business (LIPEDIB) programme at a minimum cost of R5 000 000 ,Township and village revitalisation programme at a minimum cost of R20 000 000,Entrepreneur of the Year awards at a minimum cost of R10 000 000 , Cooperative capacity building programme at a minimum cost of R10 000 000 , Informal Traders programme at a minimum cost of R5 000 000 , and Broad Based Black Economic Empowerment (B-BBEE) programme at a minimum cost of R5 000 000. • Accelerated industrial diversification via strategic economic development interventions • Increased rand value of trade and investment and level of awareness of the province as a lucrative investment destination
5. Conditions	<p>LEDA Will signs a shareholders compact agreement with LEDET with clear measurable targets.</p> <p>LEDA will provide an annual plan with targets to the department and is obliged to furnish quarterly reports indicating how and for what the funds were utilized. The department will in turn transfer the funds from the available allocation.</p>
6. Allocation criteria	Allocations are based on the achievement of quarterly targets in line with the approved shareholders compact agreement and annual plan
7. Reasons not incorporated in equitable share	LEDA has been established by the Provincial government as a public entity to increase Limpopo's economic growth contribution and build sustainable small businesses.

8. Monitoring mechanisms	Quarterly performance reports will be submitted by LEDA to account for the funds which were transferred. A monitoring tool is completed by the Department and a monitoring session will be held quarterly. Monthly projections will be submitted and funds for the quarter will be transferred monthly in accordance to the projections.
9. Project life	2012 and on going
10. Payment schedule	Quarterly transfer payments are done monthly on submission of monthly projections and letter of request.

Summary of allocations - R'000

2018/19	2019/20	2020/21
565 876	583 357	607 411

GAZETTE FOR LIMPOPO TOURISM AGENCY (LTA)

Name of allocation	Limpopo Tourism Agency Grant
Transferring provincial department	Economic Development, Environment and Tourism
Purpose	To sustainably develop and manage tourism in the province through: <ol style="list-style-type: none"> 1) Promoting tourism; and 2) Stimulating tourism development and investment with special emphasis on tourism product development in provincial nature reserves.
Measurable outputs	As per the Limpopo Tourism Act, 2009: <ol style="list-style-type: none"> (a) Tourism marketing strategy developed and implemented within the framework of provincial tourism strategies; (b) Tourism research conducted and facilitated; (c) Tourism transformation and capacity building programmes supported; (d) Tourism investment opportunities enhanced and enabled on provincial nature reserves; (e) Formal tourism partnerships established with municipalities; (f) Tourism product development in provincial nature reserves initiated; (g) Hospitality services provided in provincial nature reserves; (h) Strategic partnerships with community co-operatives, organizations, government structures and tourism organisations established to enhance tourism marketing; (i) Database established and maintained related to existing <ul style="list-style-type: none"> • Tourist attractions, infrastructure, facilities, services, location and access; • Natural and cultural attractions; and • New areas of tourism activity and potential sites for these activities. (j) Advised the MEC on matters related to the tourism industry; and (k) Performed any other function the MEC assigned or delegated to the Agency.
	All functions and responsibilities of the Limpopo Tourism Agency are subject to: <ol style="list-style-type: none"> a) The PFMA and Treasury regulations;

	<p>b) The Limpopo Tourism Act No 8 of 2009;</p> <p>c) All applicable national and/or provincial environmental and tourism policies, legislation and regulations.</p>
Allocation criteria	<p>Allocations are based on:</p> <p>a) The final budget allocation for the department as received from Treasury.</p> <p>b) An approved Annual Performance Plan submitted to the department indicating specific deliverables and a projected budget allocation to implement the Agencies mandate.</p>
Reasons not incorporated in equitable share	<p>The Limpopo Tourism Agency is a Schedule 3 Public Entity under the PFMA with its own legislative framework that guides its operation.</p>
Monitoring mechanisms	<ul style="list-style-type: none"> • A signed Performance Agreement between the department and the Limpopo Tourism Agency; • Submission of annual strategic - and annual performance plans; • Monthly financial report and Quarterly progress reports on its operations, functional responsibilities and budget expenditure submitted. • Scheduled review meetings on mandate and compliance matters conducted between the HOD/Department and the CEO/Agency. • Meetings held on strategic and policy issues conducted between the MEC and the Board. • Submission of an Annual report. • Written confirmation on PFMA and Treasury regulations compliance.
Projected life	<p>Until the Limpopo Tourism Act No 8 of 2009 is repealed by Legislature.</p>
Payment schedule	<p>Transfer payments of the grant fund are done quarterly.</p>

Summary of allocations - R'000

2018/19	2019/20	2020/21
109 209	115 543	121 898

LIMPOPO DISTRICT MUNICIPALITY BIOSPHERE RESERVES GRANT PAYMENT

Name of allocation	Limpopo District Municipalities Biosphere Reserves Grant
Transferring provincial department	Economic Development, Environment and Tourism
Purpose	<ul style="list-style-type: none"> • To support the biosphere reserves within Vhembe, Mopani and Waterberg District municipalities to enable them to fulfill their 3 functions of conservation, development and logistic support. • To promote sustainable development within the areas • To improve the socio-economic status of communities living within the biospheres
Measurable outputs	<ul style="list-style-type: none"> • Partnerships with communities, non-governmental organizations, private industry in place. • Community empowerment projects initiated and implemented • Training and skills development programmes in place for communities living within biospheres • Biospheres implemented as per Seville Strategy • Environmental Management plans and frameworks implemented to ensure sustainable development • Conservation of locally occurring genetic resources, ecosystems and landscapes and life-support systems • Environmental education and research conducted
Conditions	<p>All functions and responsibilities of the District Municipality is subject to:</p> <ol style="list-style-type: none"> a) the MFMA and Treasury regulations b) the MoU between LEDET and the District municipality c) the Seville strategy of the Man and Biosphere programme of UNESCO

	<p>d) the Madrid Action Plan for Biosphere reserves</p> <p>e) Applicable national and provincial environmental legislative frameworks</p> <p>f) The business plans submitted by each biosphere and mutually agreed upon by LEDET, the District municipality and the Biosphere</p>
Allocation criteria	<p>Allocations are based on:</p> <p>a) an approved Annual Business plan submitted to the department indicating specific deliverables per quarter and its projected budget allocation.</p> <p>b) the final budget allocation for the department as received from Treasury.</p>
Reasons not incorporated in equitable share	The District municipality operates under the Municipal Systems Act (32 of 2000) and also need to comply with the MFMA
Monitoring mechanisms	<ul style="list-style-type: none"> • Submissions of Business plans based on biosphere management plan or framework. • Submissions of monthly financial report and Quarterly progress reports on its operations, functional responsibilities and budget expenditure. • Scheduled meetings on operational matters between the HOD, Accounting Officers of the District municipalities and the Biosphere management committee/exco • Limpopo Biosphere Forum Meetings on strategic and policy issues • Submission of Annual reports.
Projected life	Three (3) renewable for another three years.
Payment schedule	<ul style="list-style-type: none"> • Transfer payments of the grant fund are done annually.

Summary of allocations - R'000

2018/19	2019/20	2020/21
750	739	779

VOTE 07: LIMPOPO DEPARTMENT OF HEALTH**TRANSFER OF MUNICIPAL SERVICES**

Transferring Department	Provincial Department of Health (Vote no.7)
Purpose	To transfer Municipal Health Services function, personnel, assets including finances to District Municipalities.
Performance outputs	Performance of municipal health services.
Conditions	The department will transfer allocations to each of the District Municipality from the available allocations, subject to the District Municipality complying with all legislations.
Allocation Criteria	Transfer of funds relating to the provision of municipal health services function (excluding malaria control, management of hazardous substances and port health services), personnel and assets.
Reasons for non-incorporation of equitable share	This is a newly transferred function to Municipality, whereby no enough budgets is available from affected Municipality to render such a service.
Monitoring Mechanism	District Municipality will report and adhere to reporting mechanisms set by the Provincial Department of Health.
Projected Life	The transfer is for the Medium Term Expenditure Framework for the period of 2018/19
Payment Schedule	A transfer of funds to the under-mentioned District Municipality will be made by Provincial Department of Health in line with the Schedule attached hereto. 1. Mopani District Municipality;
Responsibilities of the Provincial Department	The department undertakes to render assistance and support to the district municipalities for MTEF period regarding technical and operational management of the function.

Provincial Gazette

Category	DC	Number	Municipality	Budget to be suspended from the Provincial Department of Health to the Municipalities listed hereunder					
				Provincial Financial Year		Municipal Financial Year			
				2018/19 Allocation R'000	2019/20 Allocation R'000	2020/21 Allocation R'000	2018/19 Allocation R'000	2019/20 Allocation R'000	2020/21 Allocation R'000
Limpopo Province									
C	DC 34		Mopani District municipality	15 059	-	-	15 059	-	-
Provincial Total				15 059	-	-	15 059	-	-

Summary of Allocations: R'000

Financial year	2018/19	2019/20	2020/21
Metropolitan	R 0	R 0	R 0
District	R15 059	R 0	R 0
Locals	R 0	R 0	R 0

GAZZETING OF HOSPITAL BUDGET

Transferring Department	Provincial Department of Health (Vote No. 7)
Purpose	To assist the Department in hospitals management.
Performance outputs	Performance of: <ol style="list-style-type: none"> 1. District hospital services 2. Provincial hospital services 3. Specialized hospital services 4. Tertiary hospital services
Conditions	The department will allocate the budget to each hospital to render services in terms of the Department's Strategic Plan and Annual Performance Plan.
Allocation Criteria	The department allocates funds based on the services rendered by the hospitals.
Reasons for non-incorporation of equitable share	The budget has been incorporated to the services rendered by the hospitals.
Monitoring Mechanism	The monitoring will be done through reporting monthly, quarterly and ad-hoc.
Projected Life	The projected life will depend on National Treasury and National Department of Health.
Payment Schedule	The budget will be available for utilization by each hospital.
Responsibilities of the Provincial Department	The Accounting officer of the Department will be accountable for all budgets allocated to each institution and reserve the right to change the allocation as per Departmental priorities. The provincial department will provide support on financial and other matters.

Year: 2018/19
Summary: Health Hospitals

R thousand	2014/15	2015/16	2016/17	2017/18			2018/19	2019/20	2020/21
	Audited			Main Appropriation	Adjusted Appropriation	Revised Estimates	Medium-term estimates		
Receipts									
Transfer receipts from national Equitable share	7,491,195	8,138,510	9,709,691	8,520,188	9,121,179	9,553,895	9,602,826	10,129,960	10,666,512
Conditional grants	577,661	531,160	622,641	609,950	609,651	609,921	675,027	711,131	729,649
National Tertiary Services Grant	330,569	312,392	362,361	366,314	366,314	366,314	387,560	409,263	417,972
Comprehensive HIV and Aids Grant	156,473	116,917	136,271	109,674	112,927	113,197	149,495	156,996	165,602
Hospital Revitalisation Grant	-	-	-	-	-	-	-	-	-
Forensic Pathology Services Grant	-	-	-	-	-	-	-	-	-
Health Professions Training and Development Grant	90,619	101,851	124,009	133,962	130,410	130,410	137,972	144,872	146,075
Funds from Provincial Own Revenue	101,237	102,124	123,899	151,640	151,640	151,640	158,771	167,665	176,584
Total receipts	7 592 432	8 240 634	9 833 590	8 671 828	9 272 819	9 705 535	9 761 597	10 297 625	10 843 096
Payments									
Current payments	7,521,224	8,163,175	9,661,371	8,569,586	9,182,272	9,616,933	9,670,043	10,201,425	10,741,602
Compensation of employees	6,500,648	7,148,141	8,066,450	7,504,600	7,841,219	8,278,838	8,508,385	8,976,346	9,470,045
Goods and services	1,020,576	1,015,034	1,594,921	1,064,985	1,341,053	1,338,095	1,161,658	1,225,079	1,271,557
of which									
Consultants and professional services	-	-	-	-	-	-	-	-	-
Maintenance and Minor repairs	-	-	-	-	-	-	-	-	-
Medical services	-	-	-	-	-	-	-	-	-
Medical supplies	-	-	-	-	-	-	-	-	-
Medicine	-	-	-	-	-	-	-	-	-
Other (Specify)	1,020,576	1,015,034	1,594,921	1,064,985	1,341,053	1,338,095	1,161,658	1,225,079	1,271,557
Interest and rent on land	-	-	-	-	-	-	-	-	-
Transfers and subsidies to:	39,563	33,757	41,249	7,472	28,077	27,426	9,962	10,106	10,668
Municipalities	139	101	57	-	209	161	117	129	141
Departmental agencies and accounts	-	-	-	-	-	-	-	-	-
Universities and Technikon	1,900	860	1,206	50	1,000	1,050	50	53	56
Household	37,524	32,796	39,986	7,422	26,868	26,215	9,795	9,925	10,471
Payments for capital assets	31,645	43,702	130,970	94,769	82,470	82,177	81,592	86,093	90,827
Buildings and other fixed structures	86	75	54	200	200	210	200	211	223
Machinery and equipment	31,559	43,627	130,888	94,569	82,270	81,967	81,392	85,882	90,604
Cultivated assets	-	-	28	-	-	-	-	-	-
Software and other intangible assets	-	-	-	-	-	-	-	-	-
Land and subsoil assets	-	-	-	-	-	-	-	-	-
Payments for financial assets	-	-	-	-	-	-	-	-	-
Unallocated contingency reserve	-	-	-	-	-	-	-	-	-
Total payments	7,592,432	8,240,634	9,833,590	8,671,826	9,292,819	9,726,535	9,761,597	10,297,624	10,843,096

Summary Health Hospitals - Personnel Numbers

Items	31 March 2014/15	31 March 2015/16	31 March 2016/17	31 March 2017/18	31 March 2018/19	31 March 2019/20	31 March 2020/21
Professionals							
Medical Practitioners	1,009	1,093	1,285	1,051	1,051	1,051	1,051
Medical Specialists	90	98	92	83	83	83	83
Total doctors	1,099	1,191	1,377	1,134	1,134	1,134	1,134
Professional Nurses	4,888	4,919	4,983	4,894	4,894	4,894	4,894
Nursing assistants and pupil nurses	6,467	6,586	6,297	5,484	5,484	5,484	5,484
Student nurses	-	-	1	9	9	9	9
Total Nurses	11,355	11,505	11,281	10,387	10,387	10,387	10,387
Ambulance personnel	-	5	76	-	-	-	-
Dentists, dental therapy, oral hygiene	233	241	423	305	305	305	305
Dieticians	179	211	188	192	192	192	192
Environmental health	47	41	41	42	43	43	43
Health sciences and medical technicians	8	6	-	1	1	1	1
Occupational therapists	147	161	240	157	157	157	158
Optometrists	110	127	121	122	122	122	122
Pharmacy assistants	279	271	266	267	267	267	267
Pharmacists	336	419	412	416	416	416	416
Physiotherapists	176	197	197	187	187	187	189
Psychologists	112	110	104	105	106	106	106
Radiographers	214	239	242	230	230	230	230
Speech and hearing therapists	77	91	89	82	82	82	82
Administrative	7,392	6,935	6,237	6,593	6,594	6,594	6,594
Admin Levels: 10 - <	7,338	6,847	6,187	6,540	6,540	6,540	6,540
Admin Levels: 11 - 12	36	70	34	37	37	37	37
Admin Levels: 13 - >	18	18	16	16	16	16	16
Total Hospital Personnel	21,765	21,751	21,294	20,221	20,222	20,222	20,226
Total personnel cost(R thousand)	6,500,648	7,148,141	8,066,450	8,278,838	8,508,385	8,976,346	9,470,045
Unit cost (R thousand)	299	329	379	409	421	444	468

Year: 2018/19
Summary: District Hospitals

R thousand	2014/15	2015/16	2016/17	2017/18			2018/19	2019/20	2020/21
	Audited			Main Appropriation	Adjusted Appropriation	Revised Estimates	Medium-term estimates		
Receipts									
Transfer receipts from national	4,175,098	4,585,734	5,166,562	4,779,187	5,051,591	5,306,212	5,329,556	5,622,180	5,931,392
Equitable share	4,085,888	4,499,747	5,066,528	4,695,106	4,979,197	5,233,818	5,233,676	5,521,530	5,825,210
Conditional grants	89,210	85,987	100,034	84,081	72,394	72,394	95,880	100,650	106,182
<i>National Tertiary Services Grant</i>	-	-	-	-	-	-	-	-	-
<i>Comprehensive HIV and Aids Grant</i>	89,210	85,987	100,034	84,081	72,394	72,394	95,880	100,650	106,182
<i>Hospital Revitalisation Grant</i>	-	-	-	-	-	-	-	-	-
<i>Forensic Pathology Services Grant</i>	-	-	-	-	-	-	-	-	-
<i>Health Professions Training and Development Grant</i>	-	-	-	-	-	-	-	-	-
Funds from Provincial Own Revenue	45,199	51,491	58,636	74,809	74,809	74,809	78,326	82,716	87,262
Total receipts	4 220 297	4 637 225	5 225 198	4 853 996	5 126 400	5 381 021	5 407 882	5 704 896	6 018 654
Payments									
Current payments	4,190,500	4,608,507	5,189,353	4,844,831	5,120,553	5,374,761	5,392,565	5,689,127	6,002,013
Compensation of employees	3,718,521	4,142,436	4,540,293	4,322,274	4,541,589	4,775,712	4,913,233	5,183,461	5,468,551
Goods and services	471,979	466,071	649,060	522,557	578,964	599,048	479,332	505,666	533,462
<i>of which</i>									
<i>Consultants and professional services</i>	-	-	-	-	-	-	-	-	-
<i>Maintenance and Minor repairs</i>	-	-	-	-	-	-	-	-	-
<i>Medical services</i>	-	-	-	-	-	-	-	-	-
<i>Medical supplies</i>	-	-	-	-	-	-	-	-	-
<i>Medicine</i>	-	-	-	-	-	-	-	-	-
<i>Other (Specify)</i>	471,979	466,071	649,060	522,557	578,964	599,048	479,332	505,666	533,462
<i>Interest and rent on land</i>	-	-	-	-	-	-	-	-	-
Transfers and subsidies to:	23,817	21,080	26,363	3,127	16,058	16,984	8,817	8,898	9,393
Municipalities	75	74	57	-	140	104	117	129	141
Departmental agencies and accounts	-	-	-	-	-	-	-	-	-
Universities and Technikon	-	-	-	-	-	-	-	-	-
Household	23,742	21,006	26,306	3,127	15,918	16,880	8,700	8,770	9,252
Payments for capital assets	5,980	7,638	9,482	6,038	9,788	10,277	6,500	6,871	7,247
Buildings and other fixed structures	-	-	-	-	-	-	-	-	-
Machinery and equipment	5,980	7,638	9,482	6,038	9,788	10,277	6,500	6,871	7,247
Cultivated assets	-	-	-	-	-	-	-	-	-
Software and other intangible assets	-	-	-	-	-	-	-	-	-
Land and subsoil assets	-	-	-	-	-	-	-	-	-
Payments for financial assets	-	-	-	-	-	-	-	-	-
Unallocated contingency reserve	-	-	-	-	-	-	-	-	-
Total payments	4,220,297	4,637,225	5,225,198	4,853,996	5,146,399	5,402,022	5,407,882	5,704,896	6,018,654
Surplus/(deficit) before financing	-	-	-	-	-	-	-	-	-
Financing	-	-	-	-	-	-	-	-	-
Roll-overs	-	-	-	-	-	-	-	-	-
Surplus/(deficit) after financing	-	-	-	-	-	-	-	-	-

Summary District Hospitals Personnel Numbers

Items	31 March 2014/15	31 March 2015/16	31 March 2016/17	31 March 2017/18	31 March 2018/19	31 March 2019/20	31 March 2020/21
Professionals							
Medical Practitioners	453	514	613	479	479	479	479
Medical Specialists	3	1	-	-	-	-	-
Total doctors	456	515	613	479	479	479	479
Professional Nurses	2,827	2,902	2,950	2,872	2,872	2,872	2,872
Nursing assistants and pupil nurses	3,921	3,702	3,792	3,845	3,845	3,845	3,845
Student nurses	-	-	-	3	3	3	3
Total Nurses	6,748	6,604	6,742	6,720	6,720	6,720	6,720
Ambulance personnel	-	5	76	-	-	-	-
Dentists, dental therapy, oral hygiene	171	179	292	245	245	245	245
Dieticians	119	143	134	132	132	132	132
Environmental health	28	26	28	28	28	28	28
Health sciences and medical technicians	-	-	-	-	-	-	-
Occupational therapists	93	104	164	100	100	100	101
Optometrists	83	98	95	96	96	96	96
Pharmacy assistants	194	188	184	185	185	185	185
Pharmacists	195	264	260	256	256	256	256
Physiotherapists	106	124	139	115	115	115	117
Psychologists	61	62	70	61	61	61	61
Radiographers	136	162	154	150	150	150	150
Speech and hearing therapists	51	60	57	54	54	54	54
Administrative	4,654	4,330	4,051	4,107	4,107	4,107	4,107
Admin Levels: 10 - <	4,633	4,276	4,031	4,085	4,085	4,085	4,085
Admin Levels: 11 - 12	15	49	15	17	17	17	17
Admin Levels: 13 - >	6	5	5	5	5	5	5
Total Hospital Personnel	13,096	12,865	13,059	12,729	12,729	12,729	12,733
Total personnel cost(R thousand)	3,718,521	4,142,436	4,540,293	4,775,712	4,913,233	5,183,461	5,468,551
Unit cost (R thousand)	284	322	348	375	386	407	429

Year: 2018/19
Hospital name: George Masebe Hospital

R thousand	2014/15	2015/16	2016/17	2017/18			2018/19	2019/20	2020/21
	Audited			Main Appropriation	Adjusted Appropriation	Revised Estimates	Medium-term estimates		
Receipts									
Transfer receipts from national	120,612	130,934	142,162	138,277	142,641	149,662	147,137	155,213	163,750
Equitable share	119,209	129,661	139,207	135,961	140,425	147,446	143,948	151,865	160,218
Conditional grants	1,403	1,273	2,955	2,316	2,216	2,216	3,189	3,348	3,532
National Tertiary Services Grant	-	-	-	-	-	-	-	-	-
Comprehensive HIV and Aids Grant	1,403	1,273	2,955	2,316	2,216	2,216	3,189	3,348	3,532
Hospital Revitalisation Grant	-	-	-	-	-	-	-	-	-
Health Professions Training and Development Grant	-	-	-	-	-	-	-	-	-
Funds from Provincial Own Revenue	945	1,362	1,845	1,564	1,564	1,564	1,637	1,729	1,823
Total receipts	121 557	132 296	144 007	139 841	144 205	151 226	148 774	156 942	165 573
Payments									
Current payments	120,317	130,825	143,392	139,535	142,799	149,750	148,074	156,599	165,211
Compensation of employees	106,168	116,102	122,185	123,543	125,558	131,836	134,338	141,727	149,522
Goods and services	14,149	14,723	21,207	15,992	17,241	17,914	13,736	14,872	15,689
of which									
Medical supplies	-	-	-	-	-	-	-	-	-
Medicine	-	-	-	-	-	-	-	-	-
Other (Specify)	14,149	14,723	21,207	15,992	17,241	17,914	13,736	14,872	15,689
Interest and rent on land	-	-	-	-	-	-	-	-	-
Transfers and subsidies to:	1,034	1,026	548	106	1,106	1,161	500	119	125
Municipalities	-	-	-	-	-	-	-	-	-
Household	1,034	1,026	548	106	1,106	1,161	500	119	125
Payments for capital assets	206	445	67	200	300	315	200	224	236
Buildings and other fixed structures	-	-	-	-	-	-	-	-	-
Machinery and equipment	206	445	67	200	300	315	200	224	236
Software and other intangible assets	-	-	-	-	-	-	-	-	-
Land and subsoil assets	-	-	-	-	-	-	-	-	-
Payments for financial assets	-	-	-	-	-	-	-	-	-
Unallocated contingency reserve	-	-	-	-	-	-	-	-	-
Total payments	121,557	132,296	144,007	139,841	144,205	151,226	148,774	156,942	165,573
Surplus/(deficit) before financing	-	-	-	-	-	-	-	-	-
Financing	-	-	-	-	-	-	-	-	-
Roll-overs	-	-	-	-	-	-	-	-	-
Surplus/(deficit) after financing	-	-	-	-	-	-	-	-	-

George Masebe Hospital - Personnel Numbers

Items	31 March 2014/15	31 March 2015/16	31 March 2016/17	31 March 2017/18	31 March 2018/19	31 March 2019/20	31 March 2020/21
Professionals							
Medical Practitioners	9	15	18	13	13	13	13
Medical Specialists	-	-	-	-	-	-	-
Total doctors	9	15	18	13	13	13	13
Professional Nurses	43	77	78	73	73	73	73
Nursing assistants and pupil nurses	83	118	109	118	118	118	118
Student nurses	-	-	-	-	-	-	-
Total Nurses	126	195	187	191	191	191	191
Ambulance personnel	-	-	-	-	-	-	-
Dentists, dental therapy, oral hygiene	6	3	6	3	3	3	3
Dieticians	5	5	4	5	5	5	5
Environmental health	1	1	-	1	1	1	1
Health sciences and medical technicians	-	-	-	-	-	-	-
Occupational therapists	3	2	6	2	2	2	2
Optometrists	2	2	2	2	2	2	2
Pharmacy assistants	3	4	3	3	3	3	3
Pharmacists	4	11	9	10	10	10	10
Physiotherapists	3	3	4	3	3	3	3
Psychologists	1	1	9	-	-	-	-
Radiographers	3	4	3	3	3	3	3
Speech and hearing therapists	1	1	2	1	1	1	1
Administrative	60	131	121	122	122	122	122
Admin Levels: 10 - <	60	130	120	121	121	121	121
Admin Levels: 11 - 12	-	1	1	1	1	1	1
Admin Levels: 13 - >	-	-	-	-	-	-	-
Total Hospital Personnel	227	378	374	359	359	359	359
Total personnel cost (R thousand)	106,168	116,102	122,185	131,836	134,338	141,727	149,522
Unit cost (R thousand)	468	307	327	367	374	394	416

Year: 2018/19
Hospital name: Nkhensani Hospital

R thousand	2014/15	2015/16	2016/17	2017/18			2018/19	2019/20	2020/21
	Audited			Main Appropriation	Adjusted Appropriation	Revised Estimates	Medium-term estimates		
Receipts									
Transfer receipts from national	189,811	182,871	212,499	200,063	196,318	206,061	223,339	235,606	248,564
Equitable share	184,508	176,192	208,923	198,521	194,851	204,594	220,150	232,258	245,032
Conditional grants	5,303	6,679	3,576	1,542	1,467	1,467	3,189	3,348	3,532
National Tertiary Services Grant	-	-	-	-	-	-	-	-	-
Comprehensive HIV and Aids Grant	5,303	6,679	3,576	1,542	1,467	1,467	3,189	3,348	3,532
Hospital Revitalisation Grant	-	-	-	-	-	-	-	-	-
Health Professions Training and Development Grant	-	-	-	-	-	-	-	-	-
Funds from Provincial Own Revenue	2,802	3,680	3,255	4,225	4,225	4,225	4,424	4,671	4,929
Total receipts	192 613	186 551	215 754	204 288	200 543	210 286	227 763	240 277	253 493
Payments									
Current payments	191,406	185,670	212,923	203,982	219,132	229,805	226,959	239,433	252,603
Compensation of employees	164,107	169,445	180,497	177,475	186,642	195,974	200,234	211,247	222,865
Goods and services	27,299	16,225	32,426	26,507	32,490	33,831	26,725	28,186	29,737
of which									
Medical supplies	-	-	-	-	-	-	-	-	-
Medicine	-	-	-	-	-	-	-	-	-
Other (Specify)	27,299	16,225	32,426	26,507	32,490	33,831	26,725	28,186	29,737
Interest and rent on land	-	-	-	-	-	-	-	-	-
Transfers and subsidies to:	1,207	678	2,712	106	611	641	504	528	557
Municipalities	11	9	-	-	5	5	4	-	-
Household	1,196	669	2,712	106	606	636	500	528	557
Payments for capital assets	-	203	119	200	800	840	300	317	334
Buildings and other fixed structures	-	-	-	-	-	-	-	-	-
Machinery and equipment	-	203	119	200	800	840	300	317	334
Software and other intangible assets	-	-	-	-	-	-	-	-	-
Land and subsoil assets	-	-	-	-	-	-	-	-	-
Payments for financial assets	-	-	-	-	-	-	-	-	-
Unallocated contingency reserve	-	-	-	-	-	-	-	-	-
Total payments	192,613	186,551	215,754	204,288	220,543	231,286	227,763	240,277	253,493
Surplus/(deficit) before financing	-	-	-	-	-	-	-	-	-
Financing	-	-	-	-	-	-	-	-	-
Roll-overs	-	-	-	-	-	-	-	-	-
Surplus/(deficit) after financing	-	-	-	-	-	-	-	-	-

Nkhensani Hospital - Personnel Numbers

Items	31 March 2014/15	31 March 2015/16	31 March 2016/17	31 March 2017/18	31 March 2018/19	31 March 2019/20	31 March 2020/21
Professionals							
Medical Practitioners	16	13	15	14	14	14	14
Medical Specialists	-	-	-	-	-	-	-
Total doctors	16	13	15	14	14	14	14
Professional Nurses	142	134	132	133	133	133	133
Nursing assistants and pupil nurses	153	80	126	128	128	128	128
Student nurses	-	-	-	-	-	-	-
Total Nurses	295	214	258	261	261	261	261
Ambulance personnel	-	-	-	-	-	-	-
Dentists, dental therapy, oral hygiene	8	6	11	5	5	5	5
Dieticians	6	6	4	5	5	5	5
Environmental health	-	1	1	1	1	1	1
Health sciences and medical technicians	-	-	-	-	-	-	-
Occupational therapists	3	3	6	3	3	3	3
Optometrists	4	3	3	3	3	3	3
Pharmacy assistants	5	10	11	11	11	11	11
Pharmacists	7	8	10	9	9	9	9
Physiotherapists	4	6	6	6	6	6	6
Psychologists	2	2	1	1	1	1	1
Radiographers	5	6	4	5	5	5	5
Speech and hearing therapists	2	2	3	3	3	3	3
Administrative	206	187	175	180	180	180	180
Admin Levels: 10 - <	205	186	174	179	179	179	179
Admin Levels: 11 - 12	-	-	-	-	-	-	-
Admin Levels: 13 - >	1	1	1	1	1	1	1
Total Hospital Personnel	563	467	508	507	507	507	507
Total personnel cost(R thousand)	164,107	169,445	180,497	195,974	200,234	211,247	222,865
Unit cost (R thousand)	291	363	355	387	395	417	440

Year: 2018/19
Hospital name: Kgapane Hospital

R thousand	2014/15	2015/16	2016/17	2017/18			2018/19	2019/20	2020/21
	Audited			Main Appropriation	Adjusted Appropriation	Revised Estimates	Medium-term estimates		
Receipts									
Transfer receipts from national	138,656	145,218	163,134	151,943	161,524	169,496	166,236	175,363	185,007
Equitable share	135,450	141,798	161,092	149,904	159,435	167,407	163,047	172,015	181,475
Conditional grants	3,206	3,420	2,042	2,039	2,089	2,089	3,189	3,348	3,532
<i>National Tertiary Services Grant</i>	-	-	-	-	-	-	-	-	-
<i>Comprehensive HIV and Aids Grant</i>	3,206	3,420	2,042	2,039	2,089	2,089	3,189	3,348	3,532
<i>Hospital Revitalisation Grant</i>	-	-	-	-	-	-	-	-	-
<i>Health Professions Training and Development Grant</i>	-	-	-	-	-	-	-	-	-
Funds from Provincial Own Revenue	1,507	2,457	1,608	2,821	2,821	2,821	2,953	3,119	3,290
Total receipts	140 163	147 675	164 742	154 764	164 345	172 317	169 189	178 482	188 297
Payments									
Current payments	137,330	146,323	163,573	154,458	162,329	170,210	168,481	177,733	187,508
Compensation of employees	123,113	131,973	144,286	136,887	141,576	148,655	151,728	160,073	168,877
Goods and services	14,217	14,350	19,287	17,571	20,753	21,556	16,753	17,660	18,631
<i>of which</i>									
<i>Medical supplies</i>	-	-	-	-	-	-	-	-	-
<i>Medicine</i>	-	-	-	-	-	-	-	-	-
<i>Other (Specify)</i>	14,217	14,350	19,287	17,571	20,753	21,556	16,753	17,660	18,631
<i>Interest and rent on land</i>	-	-	-	-	-	-	-	-	-
Transfers and subsidies to:	2,671	1,124	1,009	106	1,816	1,906	508	538	567
Municipalities	-	13	6	-	10	10	8	10	11
Household	2,671	1,111	1,003	106	1,806	1,896	500	528	557
Payments for capital assets	162	228	160	200	200	200	200	211	223
Buildings and other fixed structures	-	-	-	-	-	-	-	-	-
Machinery and equipment	162	228	160	200	200	200	200	211	223
Softw are and other intangible assets	-	-	-	-	-	-	-	-	-
Land and subsoil assets	-	-	-	-	-	-	-	-	-
Payments for financial assets	-	-	-	-	-	-	-	-	-
Unallocated contingency reserve	-	-	-	-	-	-	-	-	-
Total payments	140,163	147,675	164,742	154,764	164,345	172,317	169,189	178,482	188,297
Surplus/(deficit) before financing	-	-	-	-	-	-	-	-	-
Financing	-	-	-	-	-	-	-	-	-
Roll-overs	-	-	-	-	-	-	-	-	-
Surplus/(deficit) after financing	-	-	-	-	-	-	-	-	-

Kgapane Hospital - Personnel Numbers

Items	31 March 2014/15	31 March 2015/16	31 March 2016/17	31 March 2017/18	31 March 2018/19	31 March 2019/20	31 March 2020/21
Professionals			18				
Medical Practitioners	15	16	-	13	13	13	13
Medical Specialists	-	-	-	-	-	-	-
Total doctors	15	16	-	13	13	13	13
Professional Nurses	70	81	78	73	73	73	73
Nursing assistants and pupil nurses	132	121	123	131	131	131	131
Student nurses	-	-	-	-	-	-	-
Total Nurses	202	202	201	204	204	204	204
Ambulance personnel	-	-	-	-	-	-	-
Dentists, dental therapy, oral hygiene	5	6	9	8	8	8	8
Dieticians	5	6	5	6	6	6	6
Environmental health	1	1	1	-	-	-	-
Health sciences and medical technicians	-	-	-	-	-	-	-
Occupational therapists	3	3	5	3	3	3	3
Optometrists	2	3	3	3	3	3	3
Pharmacy assistants	6	8	8	8	8	8	8
Pharmacists	7	8	5	7	7	7	7
Physiotherapists	4	4	4	4	4	4	4
Psychologists	2	1	1	1	1	1	1
Radiographers	6	6	6	6	6	6	6
Speech and hearing therapists	2	2	2	2	2	2	2
Administrative	158	147	132	137	137	137	137
Admin Levels: 10 - <	158	147	132	137	137	137	137
Admin Levels: 11 - 12	-	-	-	-	-	-	-
Admin Levels: 13 - >	-	-	-	-	-	-	-
Total Hospital Personnel	418	413	382	402	402	402	402
Total personnel cost(R thousand)	123,113	131,973	144,286	148,655	151,728	160,073	168,877
Unit cost (R thousand)	295	319	378	370	377	398	420

Year: 2018/19
Hospital name: Dr CN Phatudi Hospital

R thousand	2014/15	2015/16	2016/17	2017/18			2018/19	2019/20	2020/21
	Audited			Main Appropriation	Adjusted Appropriation	Revised Estimates	Medium-term estimates		
Receipts									
Transfer receipts from national	120,027	137,693	155,317	126,325	147,040	157,243	152,597	160,973	169,827
Equitable share	118,874	136,474	150,854	121,717	144,582	154,785	149,408	157,625	166,295
Conditional grants	1,153	1,219	4,463	4,608	2,458	2,458	3,189	3,348	3,532
National Tertiary Services Grant	-	-	-	-	-	-	-	-	-
Comprehensive HIV and Aids Grant	1,153	1,219	4,463	4,608	2,458	2,458	3,189	3,348	3,532
Hospital Revitalisation Grant	-	-	-	-	-	-	-	-	-
Health Professions Training and Development Grant	-	-	-	-	-	-	-	-	-
Funds from Provincial Own Revenue	969	1,795	1,575	2,060	2,060	2,060	2,157	2,278	2,404
Total receipts	120,996	139,488	156,892	128,385	149,100	159,303	154,754	163,251	172,231
Payments									
Current payments	120,272	137,963	155,474	128,079	148,489	158,671	154,150	162,613	171,557
Compensation of employees	108,311	125,270	135,410	109,892	132,149	141,014	141,093	148,853	157,040
Goods and services	11,961	12,693	20,064	18,187	16,340	17,657	13,057	13,760	14,517
of which									
Medical supplies	-	-	-	-	-	-	-	-	-
Medicine	-	-	-	-	-	-	-	-	-
Other (Specify)	11,961	12,693	20,064	18,187	16,340	17,657	13,057	13,760	14,517
Interest and rent on land	-	-	-	-	-	-	-	-	-
Transfers and subsidies to:	540	1,385	1,277	106	511	531	404	427	451
Municipalities	3	9	8	-	5	-	4	5	6
Household	537	1,376	1,269	106	506	531	400	422	445
Payments for capital assets	184	140	141	200	100	100	200	211	223
Buildings and other fixed structures	-	-	-	-	-	-	-	-	-
Machinery and equipment	184	140	141	200	100	100	200	211	223
Software and other intangible assets	-	-	-	-	-	-	-	-	-
Land and subsoil assets	-	-	-	-	-	-	-	-	-
Payments for financial assets	-	-	-	-	-	-	-	-	-
Unallocated contingency reserve	-	-	-	-	-	-	-	-	-
Total payments	120,996	139,488	156,892	128,385	149,100	159,303	154,754	163,251	172,231
Surplus/(deficit) before financing	-	-	-	-	-	-	-	-	-
Financing	-	-	-	-	-	-	-	-	-
Roll-overs	-	-	-	-	-	-	-	-	-
Surplus/(deficit) after financing	-	-	-	-	-	-	-	-	-

DR CN Phatudi Hospital - Personnel Numbers

Items	31 March 2014/15	31 March 2015/16	31 March 2016/17	31 March 2017/18	31 March 2018/19	31 March 2019/20	31 March 2020/21
Professionals							
Medical Practitioners	9	12	12	11	11	11	11
Medical Specialists	-	-	-	-	-	-	-
Total doctors	9	12	12	11	11	11	11
Professional Nurses	81	91	91	91	91	91	91
Nursing assistants and pupil nurses	105	103	103	108	108	108	108
Student nurses	-	-	-	-	-	-	-
Total Nurses	186	194	194	199	199	199	199
Ambulance personnel	-	-	-	-	-	-	-
Dentists, dental therapy, oral hygiene	8	9	11	10	10	10	10
Dieticians	3	4	4	3	3	3	3
Environmental health	1	1	1	1	1	1	1
Health sciences and medical technicians	-	-	-	-	-	-	-
Occupational therapists	1	1	1	1	1	1	1
Optometrists	3	3	3	3	3	3	3
Pharmacy assistants	12	5	6	6	6	6	6
Pharmacists	7	9	9	10	10	10	10
Physiotherapists	5	5	6	5	5	5	5
Psychologists	3	4	4	4	4	4	4
Radiographers	3	5	3	3	3	3	3
Speech and hearing therapists	1	1	1	1	1	1	1
Administrative	151	132	123	125	125	125	125
Admin Levels: 10 - <	150	131	122	124	124	124	124
Admin Levels: 11 - 12	1	1	1	1	1	1	1
Admin Levels: 13 - >	-	-	-	-	-	-	-
Total Hospital Personnel	393	384	378	382	382	382	382
Total personnel cost(R thousand)	108,311	125,270	135,410	141,014	141,093	148,853	157,040
Unit cost (R thousand)	276	326	358	369	369	390	411

Year: 2018/19
Hospital name: Van Velden Hospital

R thousand	2014/15	2015/16	2016/17	2017/18			2018/19	2019/20	2020/21
	Audited			Main Appropriation	Adjusted Appropriation	Revised Estimates	Medium-term estimates		
Receipts									
Transfer receipts from national	106,422	114,948	132,593	121,950	127,643	134,183	132,877	140,169	147,878
Equitable share	105,585	112,323	128,974	118,313	125,081	131,621	129,688	136,821	144,346
Conditional grants	837	2,625	3,619	3,637	2,562	2,562	3,189	3,348	3,532
<i>National Tertiary Services Grant</i>	-	-	-	-	-	-	-	-	-
<i>Comprehensive HIV and Aids Grant</i>	837	2,625	3,619	3,637	2,562	2,562	3,189	3,348	3,532
<i>Hospital Revitalisation Grant</i>	-	-	-	-	-	-	-	-	-
<i>Health Professions Training and Development Grant</i>	-	-	-	-	-	-	-	-	-
Funds from Provincial Own Revenue	1,941	2,754	1,770	3,163	3,163	3,163	3,311	3,497	3,689
Total receipts	108 363	117 702	134 363	125 113	130 806	137 346	136 188	143 666	151 567
Payments									
Current payments	106,973	116,731	133,571	124,807	130,395	136,915	135,984	143,450	151,339
Compensation of employees	94,936	105,087	116,154	109,892	114,753	120,491	122,473	129,209	136,316
Goods and services	12,037	11,644	17,417	14,915	15,642	16,424	13,511	14,241	15,023
<i>of which</i>									
<i>Medical supplies</i>	-	-	-	-	-	-	-	-	-
<i>Medicine</i>	-	-	-	-	-	-	-	-	-
<i>Other (Specify)</i>	12,037	11,644	17,417	14,915	15,642	16,424	13,511	14,241	15,023
<i>Interest and rent on land</i>	-	-	-	-	-	-	-	-	-
Transfers and subsidies to:	1,246	449	683	106	161	169	104	111	117
Municipalities	-2	5	5	-	5	5	4	5	6
Household	1,248	444	678	106	156	164	100	106	111
Payments for capital assets	144	522	109	200	250	263	100	106	111
Buildings and other fixed structures	-	-	-	-	-	-	-	-	-
Machinery and equipment	144	522	109	200	250	263	100	106	111
Software and other intangible assets	-	-	-	-	-	-	-	-	-
Land and subsoil assets	-	-	-	-	-	-	-	-	-
Payments for financial assets	-	-	-	-	-	-	-	-	-
Unallocated contingency reserve	-	-	-	-	-	-	-	-	-
Total payments	108,363	117,702	134,363	125,113	130,806	137,346	136,188	143,666	151,567
Surplus/(deficit) before financing	-	-	-	-	-	-	-	-	-
Financing	-	-	-	-	-	-	-	-	-
Roll-overs	-	-	-	-	-	-	-	-	-
Surplus/(deficit) after financing	-	-	-	-	-	-	-	-	-

Van Velden Hospital - Personnel Numbers

Items	31 March 2014/15	31 March 2015/16	31 March 2016/17	31 March 2017/18	31 March 2018/19	31 March 2019/20	31 March 2020/21
Professionals							
Medical Practitioners	13	13	14	11	11	11	11
Medical Specialists	-	-	-	-	-	-	-
Total doctors	13	13	14	11	11	11	11
Professional Nurses	68	71	77	72	72	72	72
Nursing assistants and pupil nurses	77	74	75	75	75	75	75
Student nurses	-	-	-	-	-	-	-
Total Nurses	145	145	152	147	147	147	147
Ambulance personnel	-	-	-	-	-	-	-
Dentists, dental therapy, oral hygiene	5	5	8	7	7	7	7
Dieticians	4	5	5	5	5	5	5
Environmental health	1	1	1	1	1	1	1
Health sciences and medical technicians	-	-	-	-	-	-	-
Occupational therapists	4	4	3	3	3	3	3
Optometrists	2	3	3	3	3	3	3
Pharmacy assistants	7	6	6	6	6	6	6
Pharmacists	5	8	6	6	6	6	6
Physiotherapists	2	2	2	3	3	3	3
Psychologists	3	3	3	3	3	3	3
Radiographers	5	6	4	6	6	6	6
Speech and hearing therapists	2	2	2	2	2	2	2
Administrative	123	103	100	102	102	102	102
Admin Levels: 10 - <	123	103	100	102	102	102	102
Admin Levels: 11 - 12	-	-	-	-	-	-	-
Admin Levels: 13 - >	-	-	-	-	-	-	-
Total Hospital Personnel	321	306	309	305	305	305	305
Total personnel cost (R thousand)	94,936	105,087	116,154	120,491	122,473	129,209	136,316
Unit cost (R thousand)	295	343	376	395	402	424	447

Year: 2018/19
Hospital name: Maphutha L. Mal. Hospital

R thousand	2014/15	2015/16	2016/17	2017/18			2018/19	2019/20	2020/21
	Audited			Main Appropriation	Adjusted Appropriation	Revised Estimates	Medium-term estimates		
Receipts									
Transfer receipts from national	127,095	144,610	157,139	147,056	157,739	167,342	163,006	171,955	181,412
Equitable share	122,978	143,015	155,194	145,145	155,953	165,556	159,817	168,607	177,880
Conditional grants	4,117	1,595	1,945	1,911	1,786	1,786	3,189	3,348	3,532
National Tertiary Services Grant	-	-	-	-	-	-	-	-	-
Comprehensive HIV and Aids Grant	4,117	1,595	1,945	1,911	1,786	1,786	3,189	3,348	3,532
Hospital Revitalisation Grant	-	-	-	-	-	-	-	-	-
Health Professions Training and Development Grant	-	-	-	-	-	-	-	-	-
Funds from Provincial Own Revenue	1,031	1,264	2,006	2,608	2,608	2,608	2,730	2,883	3,042
Total receipts	128 126	145 874	159 145	149 664	160 347	169 950	165 736	174 838	184 454
Payments									
Current payments	127,354	145,242	157,970	149,358	159,541	169,104	165,236	174,311	183,897
Compensation of employees	111,798	126,644	138,218	132,824	137,410	145,867	147,406	155,513	164,067
Goods and services	15,556	18,598	19,752	16,534	22,131	23,238	17,830	18,798	19,831
of which									
Medical supplies	-	-	-	-	-	-	-	-	-
Medicine	-	-	-	-	-	-	-	-	-
Other (Specify)	15,556	18,598	19,752	16,534	22,131	23,238	17,830	18,798	19,831
Interest and rent on land	-	-	-	-	-	-	-	-	-
Transfers and subsidies to:	654	586	1,068	106	606	636	300	317	334
Municipalities	-	-	1	-	-	-	-	-	-
Household	654	586	1,067	106	606	636	300	317	334
Payments for capital assets	118	46	107	200	200	210	200	211	223
Buildings and other fixed structures	-	-	-	-	-	-	-	-	-
Machinery and equipment	118	46	107	200	200	210	200	211	223
Software and other intangible assets	-	-	-	-	-	-	-	-	-
Land and subsoil assets	-	-	-	-	-	-	-	-	-
Payments for financial assets	-	-	-	-	-	-	-	-	-
Unallocated contingency reserve	-	-	-	-	-	-	-	-	-
Total payments	128,126	145,874	159,145	149,664	160,347	169,950	165,736	174,838	184,454
Surplus/(deficit) before financing	-	-	-	-	-	-	-	-	-
Financing	-	-	-	-	-	-	-	-	-
Roll-overs	-	-	-	-	-	-	-	-	-
Surplus/(deficit) after financing	-	-	-	-	-	-	-	-	-

Maphutha L. Malatjie Hospital Personnel Numbers

Items	31 March 2014/15	31 March 2015/16	31 March 2016/17	31 March 2017/18	31 March 2018/19	31 March 2019/20	31 March 2020/21
Professionals							
Medical Practitioners	10	11	13	12	12	12	12
Medical Specialists	-	-	-	-	-	-	-
Total doctors	10	11	13	12	12	12	12
Professional Nurses	74	84	86	86	86	86	86
Nursing assistants and pupil nurses	118	125	122	123	123	123	123
Student nurses	-	-	-	-	-	-	-
Total Nurses	192	209	208	209	209	209	209
Ambulance personnel	-	-	-	-	-	-	-
Dentists, dental therapy, oral hygiene	7	7	10	10	10	10	10
Dieticians	5	6	4	5	5	5	5
Environmental health	3	1	1	1	1	1	1
Health sciences and medical technicians	-	-	-	-	-	-	-
Occupational therapists	4	4	5	4	4	4	4
Optometrists	3	3	3	3	3	3	3
Pharmacy assistants	8	4	3	3	3	3	3
Pharmacists	7	7	6	4	4	4	4
Physiotherapists	4	4	5	4	4	4	4
Psychologists	2	2	2	2	2	2	2
Radiographers	5	5	5	5	5	5	5
Speech and hearing therapists	2	2	1	2	2	2	2
Administrative	151	142	139	138	138	138	138
Admin Levels: 10 - <	150	141	138	137	137	137	137
Admin Levels: 11 - 12	1	1	1	1	1	1	1
Admin Levels: 13 - >	-	-	-	-	-	-	-
Total Hospital Personnel	404	407	405	402	402	402	402
Total personnel cost (R thousand)	111,798	126,644	138,218	145,867	147,406	155,513	164,067
Unit cost (R thousand)	277	311	341	363	367	387	409

Year: 2018/19
Hospital name: Sekororo Hospital

R thousand	2014/15	2015/16	2016/17	2017/18			2018/19	2019/20	2020/21
	Audited			Main Appropriation	Adjusted Appropriation	Revised Estimates	Medium-term estimates		
Receipts									
Transfer receipts from national	113,720	131,524	144,891	139,028	147,307	154,782	153,546	161,975	170,883
Equitable share	111,055	128,337	140,709	134,743	144,557	152,032	150,357	158,627	167,351
Conditional grants	2,665	3,187	4,182	4,285	2,750	2,750	3,189	3,348	3,532
National Tertiary Services Grant	-	-	-	-	-	-	-	-	-
Comprehensive HIV and Aids Grant	2,665	3,187	4,182	4,285	2,750	2,750	3,189	3,348	3,532
Hospital Revitalisation Grant	-	-	-	-	-	-	-	-	-
Health Professions Training and Development Grant	-	-	-	-	-	-	-	-	-
Funds from Provincial Own Revenue	1,117	1,924	1,932	2,404	2,404	2,404	2,516	2,658	2,804
Total receipts	114 837	133 448	146 823	141 432	149 711	157 186	156 062	164 633	173 687
Payments									
Current payments	113,831	132,076	145,661	141,126	148,995	156,445	155,654	164,202	173,232
Compensation of employees	101,511	118,591	128,461	124,308	132,768	139,406	141,537	149,322	157,534
Goods and services	12,320	13,485	17,200	16,818	16,227	17,038	14,117	14,880	15,698
of which									
Medical supplies	-	-	-	-	-	-	-	-	-
Medicine	-	-	-	-	-	-	-	-	-
Other (Specify)	12,320	13,485	17,200	16,818	16,227	17,038	14,117	14,880	15,698
Interest and rent on land	-	-	-	-	-	-	-	-	-
Transfers and subsidies to:	836	1,203	979	106	316	321	208	220	233
Municipalities	10	6	7	-	10	-	8	9	10
Household	826	1,197	972	106	306	321	200	211	223
Payments for capital assets	170	169	183	200	400	420	200	211	223
Buildings and other fixed structures	-	-	-	-	-	-	-	-	-
Machinery and equipment	170	169	183	200	400	420	200	211	223
Softw are and other intangible assets	-	-	-	-	-	-	-	-	-
Land and subsoil assets	-	-	-	-	-	-	-	-	-
Payments for financial assets	-	-	-	-	-	-	-	-	-
Unallocated contingency reserve	-	-	-	-	-	-	-	-	-
Total payments	114,837	133,448	146,823	141,432	149,711	157,186	156,062	164,633	173,687
Surplus/(deficit) before financing	-	-	-	-	-	-	-	-	-
Financing	-	-	-	-	-	-	-	-	-
Roll-overs	-	-	-	-	-	-	-	-	-
Surplus/(deficit) after financing	-	-	-	-	-	-	-	-	-

Sekororo Hospital - Personnel Numbers

Items	31 March 2014/15	31 March 2015/16	31 March 2016/17	31 March 2017/18	31 March 2018/19	31 March 2019/20	31 March 2020/21
Professionals							
Medical Practitioners	5	10	13	7	7	7	7
Medical Specialists	-	-	-	-	-	-	-
Total doctors	5	10	13	7	7	7	7
Professional Nurses	76	85	77	78	78	78	78
Nursing assistants and pupil nurses	99	95	93	94	94	94	94
Student nurses	-	-	-	-	-	-	-
Total Nurses	175	180	170	172	172	172	172
Ambulance personnel	-	-	-	-	-	-	-
Dentists, dental therapy, oral hygiene	4	6	9	9	9	9	9
Dieticians	3	3	3	3	3	3	3
Environmental health	1	1	1	1	1	1	1
Health sciences and medical technicians	-	-	-	-	-	-	-
Occupational therapists	3	2	3	2	2	2	2
Optometrists	2	2	2	2	2	2	2
Pharmacy assistants	5	5	5	5	5	5	5
Pharmacists	8	9	9	8	8	8	8
Physiotherapists	4	4	4	4	4	4	4
Psychologists	1	1	1	1	1	1	1
Radiographers	6	6	5	6	6	6	6
Speech and hearing therapists	2	2	1	1	1	1	1
Administrative	164	146	138	140	140	140	140
Admin Levels: 10 - <	163	145	137	139	139	139	139
Admin Levels: 11 - 12	1	1	1	1	1	1	1
Admin Levels: 13 - >	-	-	-	-	-	-	-
Total Hospital Personnel	384	376	364	362	362	362	362
Total personnel cost(R thousand)	101,511	118,591	128,461	139,406	141,537	149,322	157,534
Unit cost (R thousand)	264	315	353	386	391	413	436

Year: 2018/19
Hospital name: Botlokwa Hospital

R thousand	2014/15	2015/16	2016/17	2017/18			2018/19	2019/20	2020/21
	Audited			Main Appropriation	Adjusted Appropriation	Revised Estimates	Medium-term estimates		
Receipts									
Transfer receipts from national	88,980	96,270	118,175	102,803	124,168	130,440	130,240	137,387	144,943
Equitable share	86,874	95,468	114,508	100,986	122,376	128,648	127,051	134,039	141,411
Conditional grants	2,106	802	3,667	1,817	1,792	1,792	3,189	3,348	3,532
National Tertiary Services Grant	-	-	-	-	-	-	-	-	-
Comprehensive HIV and Aids Grant	2,106	802	3,667	1,817	1,792	1,792	3,189	3,348	3,532
Hospital Revitalisation Grant	-	-	-	-	-	-	-	-	-
Health Professions Training and Development Grant	-	-	-	-	-	-	-	-	-
Funds from Provincial Own Revenue	623	920	1,148	1,385	1,385	1,385	1,450	1,532	1,616
Total receipts	89 603	97 190	119 323	104 188	125 553	131 825	131 690	138 919	146 559
Payments									
Current payments	88,957	96,478	118,161	103,882	125,242	131,504	131,486	138,703	146,330
Compensation of employees	78,685	87,249	105,245	92,571	112,162	117,770	120,536	127,165	134,160
Goods and services	10,272	9,229	12,916	11,311	13,080	13,734	10,950	11,537	12,171
of which									
Medical supplies	-	-	-	-	-	-	-	-	-
Medicine	-	-	-	-	-	-	-	-	-
Other (Specify)	10,272	9,229	12,916	11,311	13,080	13,734	10,950	11,537	12,171
Interest and rent on land	-	-	-	-	-	-	-	-	-
Transfers and subsidies to:	469	435	1,103	106	111	111	104	111	117
Municipalities	-	-	-	-	5	-	4	5	6
Household	469	435	1,103	106	106	111	100	106	111
Payments for capital assets	177	277	59	200	200	210	100	106	111
Buildings and other fixed structures	-	-	-	-	-	-	-	-	-
Machinery and equipment	177	277	59	200	200	210	100	106	111
Software and other intangible assets	-	-	-	-	-	-	-	-	-
Land and subsoil assets	-	-	-	-	-	-	-	-	-
Payments for financial assets	-	-	-	-	-	-	-	-	-
Unallocated contingency reserve	-	-	-	-	-	-	-	-	-
Total payments	89,603	97,190	119,323	104,188	125,553	131,825	131,690	138,919	146,559
Surplus/(deficit) before financing	-	-	-	-	-	-	-	-	-
Financing	-	-	-	-	-	-	-	-	-
Roll-overs	-	-	-	-	-	-	-	-	-
Surplus/(deficit) after financing	-	-	-	-	-	-	-	-	-

Botlokwa Hospital - Personnel Numbers

Items	31 March 2014/15	31 March 2015/16	31 March 2016/17	31 March 2017/18	31 March 2018/19	31 March 2019/20	31 March 2020/21
Professionals							
Medical Practitioners	7	7	17	11	11	11	11
Medical Specialists	-	-	-	-	-	-	-
Total doctors	7	7	17	11	11	11	11
Professional Nurses	49	52	59	59	59	59	59
Nursing assistants and pupil nurses	93	90	81	84	84	84	84
Student nurses	-	-	-	-	-	-	-
Total Nurses	142	142	140	143	143	143	143
Ambulance personnel	-	5	-	-	-	-	-
Dentists, dental therapy, oral hygiene	4	4	6	5	5	5	5
Dieticians	2	1	4	5	5	5	5
Environmental health	-	-	1	1	1	1	1
Health sciences and medical technicians	-	-	-	-	-	-	-
Occupational therapists	1	1	3	2	2	2	2
Optometrists	2	3	3	3	3	3	3
Pharmacy assistants	2	2	2	2	2	2	2
Pharmacists	3	6	9	8	8	8	8
Physiotherapists	3	4	3	2	2	2	2
Psychologists	2	2	2	2	2	2	2
Radiographers	4	6	5	5	5	5	5
Speech and hearing therapists	1	1	-	-	-	-	-
Administrative	105	102	92	97	97	97	97
Admin Levels: 10 - <	105	102	92	97	97	97	97
Admin Levels: 11 - 12	-	-	-	-	-	-	-
Admin Levels: 13 - >	-	-	-	-	-	-	-
Total Hospital Personnel	278	286	287	286	286	286	286
Total personnel cost (R thousand)	78,685	87,249	105,245	117,770	120,536	127,165	134,160
Unit cost (R thousand)	283	305	367	411	421	444	469

Year: 2018/19
Hospital name: Lebowakgomo Hospital

R thousand	2014/15	2015/16	2016/17	2017/18			2018/19	2019/20	2020/21
	Audited			Main Appropriation	Adjusted Appropriation	Revised Estimates	Medium-term estimates		
Receipts									
Transfer receipts from national	264,226	288,043	315,387	296,652	309,756	325,059	320,991	338,618	357,242
Equitable share	258,131	279,788	310,511	292,152	306,056	321,359	317,602	335,070	353,499
Conditional grants	6,095	8,255	4,876	4,500	3,700	3,700	3,389	3,548	3,743
<i>National Tertiary Services Grant</i>	-	-	-	-	-	-	-	-	-
<i>Comprehensive HIV and Aids Grant</i>	6,095	8,255	4,876	4,500	3,700	3,700	3,389	3,548	3,743
<i>Hospital Revitalisation Grant</i>	-	-	-	-	-	-	-	-	-
<i>Health Professions Training and Development Grant</i>	-	-	-	-	-	-	-	-	-
Funds from Provincial Own Revenue	1,941	1,940	2,446	4,294	4,294	4,294	4,496	4,748	5,009
Total receipts	266 167	289 983	317 833	300 946	314 050	329 353	325 487	343 366	362 251
Payments									
Current payments	264,243	286,842	314,544	300,640	312,134	327,352	324,179	341,986	360,794
Compensation of employees	236,596	257,347	279,561	270,122	279,322	296,488	296,683	313,001	330,216
Goods and services	27,647	29,495	34,983	30,518	32,812	30,864	27,496	28,985	30,578
<i>of which</i>									
<i>Medical supplies</i>	-	-	-	-	-	-	-	-	-
<i>Medicine</i>	-	-	-	-	-	-	-	-	-
<i>Other (Specify)</i>	27,647	29,495	34,983	30,518	32,812	30,864	27,496	28,985	30,578
<i>Interest and rent on land</i>	-	-	-	-	-	-	-	-	-
Transfers and subsidies to:	1,748	2,518	3,229	106	1,716	1,791	1,008	1,064	1,123
Municipalities	-	-	17	-	10	-	8	9	10
Household	1,748	2,518	3,212	106	1,706	1,791	1,000	1,055	1,113
Payments for capital assets	176	623	60	200	200	210	300	317	334
Buildings and other fixed structures	-	-	-	-	-	-	-	-	-
Machinery and equipment	176	623	60	200	200	210	300	317	334
Software and other intangible assets	-	-	-	-	-	-	-	-	-
Land and subsoil assets	-	-	-	-	-	-	-	-	-
Payments for financial assets	-	-	-	-	-	-	-	-	-
Unallocated contingency reserve	-	-	-	-	-	-	-	-	-
Total payments	266,167	289,983	317,833	300,946	314,050	329,353	325,487	343,366	362,251
Surplus/(deficit) before financing	-	-	-	-	-	-	-	-	-
Financing	-	-	-	-	-	-	-	-	-
Roll-overs	-	-	-	-	-	-	-	-	-
Surplus/(deficit) after financing	-	-	-	-	-	-	-	-	-

Lebowakgomo Hospitals - Personnel Numbers

Items	31 March 2014/15	31 March 2015/16	31 March 2016/17	31 March 2017/18	31 March 2018/19	31 March 2019/20	31 March 2020/21
Professionals							
Medical Practitioners	53	63	56	55	55	55	55
Medical Specialists	2	-	-	-	-	-	-
Total doctors	55	63	56	55	55	55	55
Professional Nurses	161	143	148	145	145	145	145
Nursing assistants and pupil nurses	229	248	239	242	242	242	242
Student nurses	-	-	-	-	-	-	-
Total Nurses	390	391	387	387	387	387	387
Ambulance personnel	-	-	-	-	-	-	-
Dentists, dental therapy, oral hygiene	10	11	17	15	15	15	15
Dieticians	3	6	6	5	5	5	5
Environmental health	1	-	1	-	-	-	-
Health sciences and medical technicians	-	-	-	-	-	-	-
Occupational therapists	3	5	9	4	4	4	4
Optometrists	3	6	6	6	6	6	6
Pharmacy assistants	5	10	10	10	10	10	10
Pharmacists	8	14	13	15	15	15	15
Physiotherapists	8	7	9	7	7	7	7
Psychologists	5	6	6	6	6	6	6
Radiographers	6	8	9	8	8	8	8
Speech and hearing therapists	2	3	4	3	3	3	3
Administrative	246	238	232	232	232	232	232
Admin Levels: 10 - <	242	235	228	228	228	228	228
Admin Levels: 11 - 12	3	3	4	4	4	4	4
Admin Levels: 13 - >	1	-	-	-	-	-	-
Total Hospital Personnel	745	768	765	753	753	753	753
Total personnel cost (R thousand)	236,596	257,347	279,561	296,488	296,683	313,001	330,216
Unit cost (R thousand)	318	335	365	394	394	416	439

Year: 2018/19
Hospital name: WF Knobel Hospital

R thousand	2014/15	2015/16	2016/17	2017/18			2018/19	2019/20	2020/21
	Audited			Main Appropriation	Adjusted Appropriation	Revised Estimates	Medium-term estimates		
Receipts									
Transfer receipts from national	115,344	138,509	156,597	145,659	155,500	163,162	171,148	180,545	190,475
Equitable share	112,419	134,638	154,154	143,185	153,238	160,900	167,959	177,197	186,943
Conditional grants	2,925	3,871	2,443	2,474	2,262	2,262	3,189	3,348	3,532
<i>National Tertiary Services Grant</i>	-	-	-	-	-	-	-	-	-
<i>Comprehensive HIV and Aids Grant</i>	2,925	3,871	2,443	2,474	2,262	2,262	3,189	3,348	3,532
<i>Hospital Revitalisation Grant</i>	-	-	-	-	-	-	-	-	-
<i>Health Professions Training and Development Grant</i>	-	-	-	-	-	-	-	-	-
Funds from Provincial Own Revenue	1,113	889	876	1,498	1,498	1,498	1,568	1,656	1,747
Total receipts	116 457	139 398	157 473	147 157	156 998	164 660	172 716	182 201	192 222
Payments									
Current payments	115,806	138,899	156,721	146,851	156,337	163,966	172,312	181,774	191,771
Compensation of employees	105,777	128,239	142,462	134,796	140,858	147,901	160,144	168,952	178,244
Goods and services	10,029	10,660	14,259	12,055	15,479	16,065	12,168	12,822	13,526
<i>of which</i>									
<i>Medical supplies</i>	-	-	-	-	-	-	-	-	-
<i>Medicine</i>	-	-	-	-	-	-	-	-	-
<i>Other (Specify)</i>	10,029	10,660	14,259	12,055	15,479	16,065	12,168	12,822	13,526
<i>Interest and rent on land</i>	-	-	-	-	-	-	-	-	-
Transfers and subsidies to:	435	453	606	106	311	327	204	216	229
Municipalities	18	12	4	-	5	5	4	5	6
Household	417	441	602	106	306	321	200	211	223
Payments for capital assets	216	46	146	200	350	368	200	211	223
Buildings and other fixed structures	-	-	-	-	-	-	-	-	-
Machinery and equipment	216	46	146	200	350	368	200	211	223
Software and other intangible assets	-	-	-	-	-	-	-	-	-
Land and subsoil assets	-	-	-	-	-	-	-	-	-
Payments for financial assets	-	-	-	-	-	-	-	-	-
Unallocated contingency reserve	-	-	-	-	-	-	-	-	-
Total payments	116,457	139,398	157,473	147,157	156,998	164,660	172,716	182,201	192,222
Surplus/(deficit) before financing	-	-	-	-	-	-	-	-	-
Financing	-	-	-	-	-	-	-	-	-
Roll-overs	-	-	-	-	-	-	-	-	-
Surplus/(deficit) after financing	-	-	-	-	-	-	-	-	-

WF Knobel Hospital - Personnel Numbers

Items	31 March 2014/15	31 March 2015/16	31 March 2016/17	31 March 2017/18	31 March 2018/19	31 March 2019/20	31 March 2020/21
Professionals							
Medical Practitioners	10	17	19	12	12	12	12
Medical Specialists	-	-	-	-	-	-	-
Total doctors	10	17	19	12	12	12	12
Professional Nurses	71	85	90	86	86	86	86
Nursing assistants and pupil nurses	115	111	111	106	106	106	106
Student nurses	-	-	-	-	-	-	-
Total Nurses	186	196	201	192	192	192	192
Ambulance personnel	-	-	-	-	-	-	-
Dentists, dental therapy, oral hygiene	6	6	7	6	6	6	6
Dieticians	4	6	4	5	5	5	5
Environmental health	-	-	1	1	1	1	1
Health sciences and medical technicians	-	-	-	-	-	-	-
Occupational therapists	3	4	8	4	4	4	4
Optometrists	2	3	3	3	3	3	3
Pharmacy assistants	8	8	8	8	8	8	8
Pharmacists	6	10	9	9	9	9	9
Physiotherapists	4	5	5	5	5	5	5
Psychologists	2	3	4	4	4	4	4
Radiographers	5	6	4	5	5	5	5
Speech and hearing therapists	-	2	1	2	2	2	2
Administrative	147	136	125	127	127	127	127
Admin Levels: 10 - <	147	135	124	126	126	126	126
Admin Levels: 11 - 12	-	1	1	1	1	1	1
Admin Levels: 13 - >	-	-	-	-	-	-	-
Total Hospital Personnel	384	402	399	383	383	383	383
Total personnel cost (R thousand)	105,777	128,239	142,462	147,901	160,144	168,952	178,244
Unit cost (R thousand)	276	319	357	386	418	441	465

Year: 2018/19
Hospital name: Seshego Hospital

R thousand	2014/15	2015/16	2016/17	2017/18			2018/19	2019/20	2020/21
	Audited			Main Appropriation	Adjusted Appropriation	Revised Estimates	Medium-term estimates		
Receipts									
Transfer receipts from national	157,141	165,053	189,830	172,376	181,200	190,107	199,936	210,910	222,510
Equitable share	152,470	163,111	185,144	169,480	178,147	187,054	196,637	207,452	218,862
Conditional grants	4,671	1,942	4,686	2,896	3,053	3,053	3,299	3,458	3,648
<i>National Tertiary Services Grant</i>	-	-	-	-	-	-	-	-	-
<i>Comprehensive HIV and Aids Grant</i>	4,671	1,942	4,686	2,896	3,053	3,053	3,299	3,458	3,648
<i>Hospital Revitalisation Grant</i>	-	-	-	-	-	-	-	-	-
<i>Health Professions Training and Development Grant</i>	-	-	-	-	-	-	-	-	-
Funds from Provincial Own Revenue	1,714	975	1,133	1,862	1,862	1,862	1,949	2,058	2,171
Total receipts	158 855	166 028	190 963	174 238	183 062	191 969	201 885	212 968	224 681
Payments									
Current payments	157,070	165,324	189,523	173,932	182,451	191,333	201,481	212,541	224,230
Compensation of employees	139,508	149,920	170,109	157,863	160,408	168,428	183,623	193,722	204,377
Goods and services	17,562	15,404	19,414	16,069	22,043	22,904	17,858	18,819	19,853
<i>of which</i>									
<i>Medical supplies</i>	-	-	-	-	-	-	-	-	-
<i>Medicine</i>	-	-	-	-	-	-	-	-	-
<i>Other (Specify)</i>	17,562	15,404	19,414	16,069	22,043	22,904	17,858	18,819	19,853
<i>Interest and rent on land</i>	-	-	-	-	-	-	-	-	-
Transfers and subsidies to:	1,487	510	849	106	261	269	204	216	229
Municipalities	-	4	-	-	5	-	4	5	6
Household	1,487	506	849	106	256	269	200	211	223
Payments for capital assets	298	194	591	200	350	368	200	211	223
Buildings and other fixed structures	-	-	-	-	-	-	-	-	-
Machinery and equipment	298	194	591	200	350	368	200	211	223
Software and other intangible assets	-	-	-	-	-	-	-	-	-
Land and subsoil assets	-	-	-	-	-	-	-	-	-
Payments for financial assets	-	-	-	-	-	-	-	-	-
Unallocated contingency reserve	-	-	-	-	-	-	-	-	-
Total payments	158,855	166,028	190,963	174,238	183,062	191,969	201,885	212,968	224,681
Surplus/(deficit) before financing	-	-	-	-	-	-	-	-	-
Financing	-	-	-	-	-	-	-	-	-
Roll-overs	-	-	-	-	-	-	-	-	-
Surplus/(deficit) after financing	-	-	-	-	-	-	-	-	-

Seshego Hospital - Personnel Numbers

Items	31 March 2014/15	31 March 2015/16	31 March 2016/17	31 March 2017/18	31 March 2018/19	31 March 2019/20	31 March 2020/21
Professionals							
Medical Practitioners	20	18	22	22	22	22	22
Medical Specialists	-	-	-	-	-	-	-
Total doctors	20	18	22	22	22	22	22
Professional Nurses	121	101	95	98	98	98	98
Nursing assistants and pupil nurses	52	66	120	120	120	120	120
Student nurses	-	-	-	-	-	-	-
Total Nurses	173	167	215	218	218	218	218
Ambulance personnel	-	-	-	-	-	-	-
Dentists, dental therapy, oral hygiene	4	5	11	9	9	9	9
Dieticians	3	6	6	6	6	6	6
Environmental health	1	1	1	1	1	1	1
Health sciences and medical technicians	-	-	-	-	-	-	-
Occupational therapists	3	6	7	5	5	5	5
Optometrists	2	4	3	3	3	3	3
Pharmacy assistants	10	10	10	10	10	10	10
Pharmacists	8	10	12	12	12	12	12
Physiotherapists	3	5	5	5	5	5	5
Psychologists	3	3	4	4	4	4	4
Radiographers	4	6	5	5	5	5	5
Speech and hearing therapists	2	2	2	2	2	2	2
Administrative	166	163	163	163	163	163	163
Admin Levels: 10 - <	165	162	162	162	162	162	162
Admin Levels: 11 - 12	1	1	1	1	1	1	1
Admin Levels: 13 - >	-	-	-	-	-	-	-
Total Hospital Personnel	402	406	466	465	465	465	466
Total personnel cost (R thousand)	139,508	149,920	170,109	168,428	183,623	193,722	204,377
Unit cost (R thousand)	347	369	365	362	395	416	439

Year: 2018/19
Hospital name: Helene Frans Hospital

R thousand	2014/15	2015/16	2016/17	2017/18			2018/19	2019/20	2020/21
	Audited			Main Appropriation	Adjusted Appropriation	Revised Estimates	Medium-term estimates		
Receipts									
Transfer receipts from national	124,137	133,756	154,222	142,253	146,142	153,365	165,936	175,046	184,673
Equitable share	120,706	132,297	152,258	140,493	144,457	151,680	162,747	171,698	181,141
Conditional grants	3,431	1,459	1,964	1,760	1,685	1,685	3,189	3,348	3,532
National Tertiary Services Grant	-	-	-	-	-	-	-	-	-
Comprehensive HIV and Aids Grant	3,431	1,459	1,964	1,760	1,685	1,685	3,189	3,348	3,532
Hospital Revitalisation Grant	-	-	-	-	-	-	-	-	-
Health Professions Training and Development Grant	-	-	-	-	-	-	-	-	-
Funds from Provincial Own Revenue	2,321	1,644	2,004	2,499	2,499	2,499	2,617	2,763	2,915
Total receipts	126 458	135 400	156 226	144 752	148 641	155 864	168 553	177 809	187 588
Payments									
Current payments	125,669	134,684	155,343	144,446	148,370	155,585	168,249	177,488	187,249
Compensation of employees	108,634	120,192	135,365	127,454	128,940	135,387	152,333	160,711	169,550
Goods and services	17,035	14,492	19,978	16,992	19,430	20,198	15,916	16,776	17,698
of which									
Medical supplies	-	-	-	-	-	-	-	-	-
Medicine	-	-	-	-	-	-	-	-	-
Other (Specify)	17,035	14,492	19,978	16,992	19,430	20,198	15,916	16,776	17,698
Interest and rent on land	-	-	-	-	-	-	-	-	-
Transfers and subsidies to:	192	353	612	106	171	174	104	111	117
Municipalities	7	4	-	-	5	-	4	5	6
Household	185	349	612	106	166	174	100	106	111
Payments for capital assets	597	363	271	200	100	105	200	211	223
Buildings and other fixed structures	-	-	-	-	-	-	-	-	-
Machinery and equipment	597	363	271	200	100	105	200	211	223
Cultivated assets	-	-	-	-	-	-	-	-	-
Software and other intangible assets	-	-	-	-	-	-	-	-	-
Land and subsoil assets	-	-	-	-	-	-	-	-	-
Payments for financial assets	-	-	-	-	-	-	-	-	-
Unallocated contingency reserve	-	-	-	-	-	-	-	-	-
Total payments	126,458	135,400	156,226	144,752	148,641	155,864	168,553	177,809	187,588
Surplus/(deficit) before financing	-	-	-	-	-	-	-	-	-
Financing	-	-	-	-	-	-	-	-	-
Roll-overs	-	-	-	-	-	-	-	-	-
Surplus/(deficit) after financing	-	-	-	-	-	-	-	-	-

Helene Frans Hospital - Personnel Numbers

Items	31 March 2014/15	31 March 2015/16	31 March 2016/17	31 March 2017/18	31 March 2018/19	31 March 2019/20	31 March 2020/21
Professionals							
Medical Practitioners	7	11	19	12	12	12	12
Medical Specialists	-	-	-	-	-	-	-
Total doctors	7	11	19	12	12	12	12
Professional Nurses	75	79	79	71	71	71	71
Nursing assistants and pupil nurses	130	128	130	141	141	141	141
Student nurses	-	-	-	-	-	-	-
Total Nurses	205	207	209	212	212	212	212
Ambulance personnel	-	-	-	-	-	-	-
Dentists, dental therapy, oral hygiene	5	5	9	8	8	8	8
Dieticians	3	4	4	4	4	4	4
Environmental health	-	1	1	1	1	1	1
Health sciences and medical technicians	-	-	-	-	-	-	-
Occupational therapists	4	5	4	4	4	4	4
Optometrists	3	3	3	3	3	3	3
Pharmacy assistants	8	10	9	9	9	9	9
Pharmacists	5	6	10	9	9	9	9
Physiotherapists	2	4	4	3	3	3	3
Psychologists	3	3	3	3	3	3	3
Radiographers	5	6	6	6	6	6	6
Speech and hearing therapists	2	2	2	2	2	2	2
Administrative	146	126	109	113	113	113	113
Admin Levels: 10 - <	145	125	109	113	113	113	113
Admin Levels: 11 - 12	1	1	-	-	-	-	-
Admin Levels: 13 - >	-	-	-	-	-	-	-
Total Hospital Personnel	398	393	392	389	389	389	389
Total personnel cost (R thousand)	108,634	120,192	135,365	135,387	152,333	160,711	169,550
Unit cost (R thousand)	273	306	345	348	392	413	436

Year: 2018/19
Hospital name: Zebediela Hospital

R thousand	2014/15	2015/16	2016/17	2017/18			2018/19	2019/20	2020/21
	Audited			Main Appropriation	Adjusted Appropriation	Revised Estimates	Medium-term estimates		
Receipts									
Transfer receipts from national	99,418	116,123	126,820	121,958	126,494	132,735	131,880	139,117	146,768
Equitable share	97,421	115,606	122,574	120,354	124,824	131,065	128,691	135,769	143,236
Conditional grants	1,997	517	4,246	1,604	1,670	1,670	3,189	3,348	3,532
<i>National Tertiary Services Grant</i>	-	-	-	-	-	-	-	-	-
<i>Comprehensive HIV and Aids Grant</i>	1,997	517	4,246	1,604	1,670	1,670	3,189	3,348	3,532
<i>Hospital Revitalisation Grant</i>	-	-	-	-	-	-	-	-	-
<i>Health Professions Training and Development Grant</i>	-	-	-	-	-	-	-	-	-
Funds from Provincial Own Revenue	795	743	981	1,070	1,070	1,070	1,121	1,184	1,249
Total receipts	100 213	116 866	127 801	123 028	127 564	133 805	133 001	140 301	148 017
Payments									
Current payments	99,749	116,705	125,598	122,722	125,858	132,014	132,301	139,563	147,237
Compensation of employees	88,797	104,385	112,505	111,833	113,212	118,873	121,879	128,582	135,654
Goods and services	10,952	12,320	13,093	10,889	12,646	13,141	10,422	10,980	11,583
<i>of which</i>									
<i>Medical supplies</i>	-	-	-	-	-	-	-	-	-
<i>Medicine</i>	-	-	-	-	-	-	-	-	-
<i>Other (Specify)</i>	10,952	12,320	13,093	10,889	12,646	13,141	10,422	10,980	11,583
<i>Interest and rent on land</i>	-	-	-	-	-	-	-	-	-
Transfers and subsidies to:	268	99	508	106	506	531	400	422	445
Municipalities	-	-	-	-	-	-	-	-	-
Household	268	99	508	106	506	531	400	422	445
Payments for capital assets	196	62	1,695	200	1,200	1,260	300	317	334
Buildings and other fixed structures	-	-	-	-	-	-	-	-	-
Machinery and equipment	196	62	1,695	200	1,200	1,260	300	317	334
Software and other intangible assets	-	-	-	-	-	-	-	-	-
Land and subsoil assets	-	-	-	-	-	-	-	-	-
Payments for financial assets	-	-	-	-	-	-	-	-	-
Unallocated contingency reserve	-	-	-	-	-	-	-	-	-
Total payments	100,213	116,866	127,801	123,028	127,564	133,805	133,001	140,301	148,017
Surplus/(deficit) before financing	-	-	-	-	-	-	-	-	-
Financing	-	-	-	-	-	-	-	-	-
Roll-overs	-	-	-	-	-	-	-	-	-
Surplus/(deficit) after financing	-	-	-	-	-	-	-	-	-

Zebediela Hospital - Personnel Numbers

Items	31 March 2014/15	31 March 2015/16	31 March 2016/17	31 March 2017/18	31 March 2018/19	31 March 2019/20	31 March 2020/21
Professionals							
Medical Practitioners	12	16	21	14	14	14	14
Medical Specialists	-	-	-	-	-	-	-
Total doctors	12	16	21	14	14	14	14
Professional Nurses	63	69	59	62	62	62	62
Nursing assistants and pupil nurses	88	81	76	74	74	74	74
Student nurses	-	-	-	-	-	-	-
Total Nurses	151	150	135	136	136	136	136
Ambulance personnel	-	-	-	-	-	-	-
Dentists, dental therapy, oral hygiene	3	5	9	8	8	8	8
Dieticians	4	6	5	6	6	6	6
Environmental health	1	-	1	1	1	1	1
Health sciences and medical technicians	-	-	-	-	-	-	-
Occupational therapists	1	3	4	2	2	2	2
Optometrists	2	3	3	3	3	3	3
Pharmacy assistants	6	6	5	5	5	5	5
Pharmacists	6	9	8	9	9	9	9
Physiotherapists	1	4	5	4	4	4	4
Psychologists	2	3	3	3	3	3	3
Radiographers	3	6	5	5	5	5	5
Speech and hearing therapists	1	1	1	1	1	1	1
Administrative	100	94	85	85	85	85	85
Admin Levels: 10 - <	99	93	85	85	85	85	85
Admin Levels: 11 - 12	1	1	-	-	-	-	-
Admin Levels: 13 - >	-	-	-	-	-	-	-
Total Hospital Personnel	293	307	290	282	282	282	282
Total personnel cost (R thousand)	88,797	104,385	112,505	118,873	121,879	128,582	135,654
Unit cost (R thousand)	303	340	388	422	432	456	481

Year: 2018/19
Hospital name: Mecklenburg Hospital

R thousand	2014/15	2015/16	2016/17	2017/18			2018/19	2019/20	2020/21
	Audited			Main Appropriation	Adjusted Appropriation	Revised Estimates	Medium-term estimates		
Receipts									
Transfer receipts from national	94,075	103,604	120,489	111,158	126,864	133,193	135,576	143,016	150,882
Equitable share	91,875	102,601	119,881	109,210	126,570	132,899	132,387	139,668	147,350
Conditional grants	2,200	1,003	608	1,948	294	294	3,189	3,348	3,532
National Tertiary Services Grant	-	-	-	-	-	-	-	-	-
Comprehensive HIV and Aids Grant	2,200	1,003	608	1,948	294	294	3,189	3,348	3,532
Hospital Revitalisation Grant	-	-	-	-	-	-	-	-	-
Health Professions Training and Development Grant	-	-	-	-	-	-	-	-	-
Funds from Provincial Own Revenue	960	867	1,302	1,350	1,350	1,350	1,414	1,493	1,575
Total receipts	95 035	104 471	121 791	112 508	128 214	134 543	136 990	144 509	152 457
Payments									
Current payments	94,680	104,236	121,654	112,202	127,898	134,211	136,682	144,184	152,114
Compensation of employees	84,572	94,884	107,360	100,581	115,581	121,360	125,867	132,790	140,093
Goods and services	10,108	9,352	14,294	11,621	12,317	12,851	10,815	11,394	12,020
of which									
Medical supplies	-	-	-	-	-	-	-	-	-
Medicine	-	-	-	-	-	-	-	-	-
Other (Specify)	10,108	9,352	14,294	11,621	12,317	12,851	10,815	11,394	12,020
Interest and rent on land	-	-	-	-	-	-	-	-	-
Transfers and subsidies to:	147	94	76	106	116	122	108	115	121
Municipalities	1	9	-	-	10	11	8	9	9
Household	146	85	76	106	106	111	100	106	111
Payments for capital assets	208	141	61	200	200	210	200	211	223
Buildings and other fixed structures	-	-	-	-	-	-	-	-	-
Machinery and equipment	208	141	61	200	200	210	200	211	223
Software and other intangible assets	-	-	-	-	-	-	-	-	-
Land and subsoil assets	-	-	-	-	-	-	-	-	-
Payments for financial assets	-	-	-	-	-	-	-	-	-
Unallocated contingency reserve	-	-	-	-	-	-	-	-	-
Total payments	95,035	104,471	121,791	112,508	128,214	134,543	136,990	144,509	152,457
Surplus/(deficit) before financing	-	-	-	-	-	-	-	-	-
Financing	-	-	-	-	-	-	-	-	-
Roll-overs	-	-	-	-	-	-	-	-	-
Surplus/(deficit) after financing	-	-	-	-	-	-	-	-	-

Mecklenburg Hospital - Personnel Numbers

Items	31 March 2014/15	31 March 2015/16	31 March 2016/17	31 March 2017/18	31 March 2018/19	31 March 2019/20	31 March 2020/21
Professionals							
Medical Practitioners	10	9	22	11	11	11	11
Medical Specialists	-	-	-	-	-	-	-
Total doctors	10	9	22	11	11	11	11
Professional Nurses	61	71	75	74	74	74	74
Nursing assistants and pupil nurses	101	95	93	94	94	94	94
Student nurses	-	-	-	-	-	-	-
Total Nurses	162	166	168	168	168	168	168
Ambulance personnel	-	-	-	-	-	-	-
Dentists, dental therapy, oral hygiene	4	4	7	6	6	6	6
Dieticians	5	5	4	4	4	4	4
Environmental health	1	-	1	1	1	1	1
Health sciences and medical technicians	-	-	-	-	-	-	-
Occupational therapists	3	4	4	3	3	3	3
Optometrists	3	3	3	3	3	3	3
Pharmacy assistants	2	2	2	2	2	2	2
Pharmacists	6	9	10	9	9	9	9
Physiotherapists	4	4	3	2	2	2	2
Psychologists	-	-	-	-	-	-	-
Radiographers	4	4	4	4	4	4	4
Speech and hearing therapists	2	2	1	1	1	1	1
Administrative	114	108	103	103	103	103	103
Admin Levels: 10 - <	114	107	103	103	103	103	103
Admin Levels: 11 - 12	-	1	-	-	-	-	-
Admin Levels: 13 - >	-	-	-	-	-	-	-
Total Hospital Personnel	320	320	332	317	317	317	318
Total personnel cost (R thousand)	84,572	94,884	107,360	121,360	125,867	132,790	140,093
Unit cost (R thousand)	264	297	323	383	397	419	441

Year: 2018/19
Hospital name: **Dilokong Hospital**

R thousand	2014/15	2015/16	2016/17	2017/18			2018/19	2019/20	2020/21
	Audited			Main Appropriation	Adjusted Appropriation	Revised Estimates	Medium-term estimates		
Receipts									
Transfer receipts from national	135,677	143,258	159,448	148,370	153,275	161,074	165,821	174,925	184,545
Equitable share	130,087	140,693	155,653	147,112	152,067	159,866	162,632	171,577	181,013
Conditional grants	5,590	2,565	3,795	1,258	1,208	1,208	3,189	3,348	3,532
<i>National Tertiary Services Grant</i>	-	-	-	-	-	-	-	-	-
<i>Comprehensive HIV and Aids Grant</i>	5,590	2,565	3,795	1,258	1,208	1,208	3,189	3,348	3,532
<i>Hospital Revitalisation Grant</i>	-	-	-	-	-	-	-	-	-
<i>Forensic Pathology Services Grant</i>	-	-	-	-	-	-	-	-	-
<i>Health Professions Training and Development Grant</i>	-	-	-	-	-	-	-	-	-
Funds from Provincial Own Revenue	1,391	2,008	3,166	2,695	2,695	2,695	2,822	2,980	3,143
Total receipts	137 068	145 266	162 614	151 065	155 970	163 769	168 643	177 905	187 688
Payments									
Current payments	136,145	144,650	161,904	150,747	154,592	162,322	167,935	177,157	186,899
Compensation of employees	120,198	128,339	139,027	133,766	134,974	141,723	151,813	160,163	168,972
Goods and services	15,947	16,311	22,877	16,981	19,618	20,599	16,122	16,995	17,927
<i>of which</i>									
<i>Medical supplies</i>	-	-	-	-	-	-	-	-	-
<i>Medicine</i>	-	-	-	-	-	-	-	-	-
<i>Other (Specify)</i>	15,947	16,311	22,877	16,981	19,618	20,599	16,122	16,995	17,927
<i>Interest and rent on land</i>	-	-	-	-	-	-	-	-	-
Transfers and subsidies to:	749	423	678	106	1,116	1,172	508	537	566
Municipalities	-	-	-	-	10	11	8	9	9
Household	749	423	678	106	1,106	1,161	500	528	557
Payments for capital assets	174	193	32	212	262	275	200	211	223
Buildings and other fixed structures	-	-	-	-	-	-	-	-	-
Machinery and equipment	174	193	32	212	262	275	200	211	223
Software and other intangible assets	-	-	-	-	-	-	-	-	-
Land and subsoil assets	-	-	-	-	-	-	-	-	-
Payments for financial assets	-	-	-	-	-	-	-	-	-
Unallocated contingency reserve	-	-	-	-	-	-	-	-	-
Total payments	137,068	145,266	162,614	151,065	155,970	163,769	168,643	177,905	187,688
Surplus/(deficit) before financing	-	-	-	-	-	-	-	-	-
Financing	-	-	-	-	-	-	-	-	-
Roll-overs	-	-	-	-	-	-	-	-	-
Surplus/(deficit) after financing	-	-	-	-	-	-	-	-	-

Dilokong Hospital - Personnel Numbers

Items	31 March 2014/15	31 March 2015/16	31 March 2016/17	31 March 2017/18	31 March 2018/19	31 March 2019/20	31 March 2020/21
Professionals							
Medical Practitioners	11	14	20	14	14	14	14
Medical Specialists	-	-	-	-	-	-	-
Total doctors	11	14	20	14	14	14	14
Professional Nurses	101	87	91	87	87	87	87
Nursing assistants and pupil nurses	180	175	170	170	170	170	170
Student nurses	-	-	-	-	-	-	-
Total Nurses	281	262	261	257	257	257	257
Ambulance personnel	-	-	-	-	-	-	-
Dentists, dental therapy, oral hygiene	6	7	8	8	8	8	8
Dieticians	4	4	6	4	4	4	4
Environmental health	1	1	1	1	1	1	1
Health sciences and medical technicians	-	-	-	-	-	-	-
Occupational therapists	3	3	4	3	3	3	2
Optometrists	3	3	3	3	3	3	3
Pharmacy assistants	5	4	4	4	4	4	4
Pharmacists	8	11	9	10	10	10	10
Physiotherapists	4	4	5	4	4	4	4
Psychologists	1	1	1	1	1	1	1
Radiographers	6	6	6	6	6	6	6
Speech and hearing therapists	2	2	2	2	2	2	2
Administrative	113	132	96	100	100	100	100
Admin Levels: 10 - <	112	101	95	99	99	99	99
Admin Levels: 11 - 12	-	30	-	-	-	-	-
Admin Levels: 13 - >	1	1	1	1	1	1	1
Total Hospital Personnel	448	454	426	417	417	417	416
Total personnel cost (R thousand)	120,198	128,339	139,027	141,723	151,813	160,163	168,972
Unit cost (R thousand)	268	283	326	340	364	385	406

Year: 2018/19
Hospital name: Matlala Hospital

R thousand	2014/15	2015/16	2016/17	2017/18			2018/19	2019/20	2020/21
	Audited			Main Appropriation	Adjusted Appropriation	Revised Estimates	Medium-term estimates		
Receipts									
Transfer receipts from national	137,466	151,490	176,527	160,653	166,752	174,966	179,277	189,121	199,522
Equitable share	135,744	149,458	173,925	158,096	164,270	172,484	176,088	185,773	195,990
Conditional grants	1,722	2,032	2,602	2,557	2,482	2,482	3,189	3,348	3,532
<i>National Tertiary Services Grant</i>	-	-	-	-	-	-	-	-	-
<i>Comprehensive HIV and Aids Grant</i>	1,722	2,032	2,602	2,557	2,482	2,482	3,189	3,348	3,532
<i>Hospital Revitalisation Grant</i>	-	-	-	-	-	-	-	-	-
<i>Health Professions Training and Development Grant</i>	-	-	-	-	-	-	-	-	-
Funds from Provincial Own Revenue	989	991	1,386	1,273	1,273	1,273	1,333	1,407	1,485
Total receipts	138 455	152 481	177 913	161 926	168 025	176 239	180 610	190 528	201 007
Payments									
Current payments	137,452	151,405	176,841	161,620	167,309	175,487	180,202	190,097	200,552
Compensation of employees	123,306	137,252	154,773	145,270	150,552	158,080	165,968	175,096	184,727
Goods and services	14,146	14,153	22,068	16,350	16,757	17,408	14,234	15,001	15,826
of which									
<i>Medical supplies</i>	-	-	-	-	-	-	-	-	-
<i>Medicine</i>	-	-	-	-	-	-	-	-	-
<i>Other (Specify)</i>	14,146	14,153	22,068	16,350	16,757	17,408	14,234	15,001	15,826
<i>Interest and rent on land</i>	-	-	-	-	-	-	-	-	-
Transfers and subsidies to:	765	652	517	106	516	542	208	220	232
Municipalities	-	-	-	-	10	11	8	9	9
Household	765	652	517	106	506	531	200	211	223
Payments for capital assets	238	424	555	200	200	210	200	211	223
Buildings and other fixed structures	-	-	-	-	-	-	-	-	-
Machinery and equipment	238	424	555	200	200	210	200	211	223
Software and other intangible assets	-	-	-	-	-	-	-	-	-
Land and subsoil assets	-	-	-	-	-	-	-	-	-
Payments for financial assets	-	-	-	-	-	-	-	-	-
Unallocated contingency reserve	-	-	-	-	-	-	-	-	-
Total payments	138,455	152,481	177,913	161,926	168,025	176,239	180,610	190,528	201,007
Surplus/(deficit) before financing	-	-	-	-	-	-	-	-	-
Financing	-	-	-	-	-	-	-	-	-
Roll-overs	-	-	-	-	-	-	-	-	-
Surplus/(deficit) after financing	-	-	-	-	-	-	-	-	-

Matlala Hospital - Personnel Numbers

Items	31 March 2014/15	31 March 2015/16	31 March 2016/17	31 March 2017/18	31 March 2018/19	31 March 2019/20	31 March 2020/21
Professionals							
Medical Practitioners	12	13	24	16	16	16	16
Medical Specialists	-	-	-	-	-	-	-
Total doctors	12	13	24	16	16	16	16
Professional Nurses	78	85	89	91	91	91	91
Nursing assistants and pupil nurses	148	141	139	138	138	138	138
Student nurses	-	-	-	-	-	-	-
Total Nurses	226	226	228	229	229	229	229
Ambulance personnel	-	-	-	-	-	-	-
Dentists, dental therapy, oral hygiene	6	6	10	10	10	10	10
Dieticians	6	7	5	5	5	5	5
Environmental health	1	1	1	1	1	1	1
Health sciences and medical technicians	-	-	-	-	-	-	-
Occupational therapists	4	4	5	4	4	4	4
Optometrists	4	4	4	4	4	4	4
Pharmacy assistants	8	5	4	5	5	5	5
Pharmacists	9	10	10	11	11	11	11
Physiotherapists	6	6	5	6	6	6	6
Psychologists	2	2	3	3	3	3	3
Radiographers	4	5	4	4	4	4	4
Speech and hearing therapists	2	2	2	2	2	2	2
Administrative	177	165	149	151	151	151	151
Admin Levels: 10 - <	177	165	149	151	151	151	151
Admin Levels: 11 - 12	-	-	-	-	-	-	-
Admin Levels: 13 - >	-	-	-	-	-	-	-
Total Hospital Personnel	467	456	454	451	451	451	451
Total personnel cost (R thousand)	123,306	137,252	154,773	158,080	165,968	175,096	184,727
Unit cost (R thousand)	264	301	341	351	368	388	410

Year: 2018/19
Hospital name: Groblersdal Hospital

R thousand	2014/15	2015/16	2016/17	2017/18			2018/19	2019/20	2020/21
	Audited			Main Appropriation	Adjusted Appropriation	Revised Estimates	Medium-term estimates		
Receipts									
Transfer receipts from national	101,692	107,957	120,257	110,925	114,793	120,411	119,819	126,393	133,344
Equitable share	100,343	103,505	117,502	108,472	112,365	117,983	116,630	123,045	129,812
Conditional grants	1,349	4,452	2,755	2,453	2,428	2,428	3,189	3,348	3,532
National Tertiary Services Grant	-	-	-	-	-	-	-	-	-
Comprehensive HIV and Aids Grant	1,349	4,452	2,755	2,453	2,428	2,428	3,189	3,348	3,532
Hospital Revitalisation Grant	-	-	-	-	-	-	-	-	-
Health Professions Training and Development Grant	-	-	-	-	-	-	-	-	-
Funds from Provincial Own Revenue	885	1,337	1,484	1,978	1,978	1,978	2,071	2,187	2,307
Total receipts	102 577	109 294	121 741	112 903	116 771	122 389	121 890	128 580	135 651
Payments									
Current payments	102,273	109,028	121,451	112,597	116,550	122,157	121,577	128,250	135,302
Compensation of employees	90,985	98,727	106,546	99,175	102,903	108,048	110,007	116,057	122,441
Goods and services	11,288	10,301	14,905	13,422	13,647	14,108	11,570	12,192	12,862
of which									
Medical supplies	-	-	-	-	-	-	-	-	-
Medicine	-	-	-	-	-	-	-	-	-
Other (Specify)	11,288	10,301	14,905	13,422	13,647	14,108	11,570	12,192	12,862
Interest and rent on land	-	-	-	-	-	-	-	-	-
Transfers and subsidies to:	76	176	206	106	121	127	113	120	126
Municipalities	-	3	-	-	15	16	13	14	15
Household	76	173	206	106	106	111	100	106	111
Payments for capital assets	228	90	84	200	100	105	200	211	223
Buildings and other fixed structures	-	-	-	-	-	-	-	-	-
Machinery and equipment	228	90	84	200	100	105	200	211	223
Software and other intangible assets	-	-	-	-	-	-	-	-	-
Land and subsoil assets	-	-	-	-	-	-	-	-	-
Payments for financial assets	-	-	-	-	-	-	-	-	-
Unallocated contingency reserve	-	-	-	-	-	-	-	-	-
Total payments	102,577	109,294	121,741	112,903	116,771	122,389	121,890	128,580	135,651
Surplus/(deficit) before financing	-	-	-	0	-	-	-	-	-
Financing	-	-	-	-	-	-	-	-	-
Roll-overs	-	-	-	-	-	-	-	-	-
Surplus/(deficit) after financing	-	-	-	-	-	-	-	-	-

Groblersdal Hospital - Personnel Numbers

Items	31 March 2014/15	31 March 2015/16	31 March 2016/17	31 March 2017/18	31 March 2018/19	31 March 2019/20	31 March 2020/21
Professionals							
Medical Practitioners	12	10	18	8	8	8	8
Medical Specialists	-	-	-	-	-	-	-
Total doctors	12	10	18	8	8	8	8
Professional Nurses	55	62	55	49	49	49	49
Nursing assistants and pupil nurses	80	80	79	79	79	79	79
Student nurses	-	-	-	-	-	-	-
Total Nurses	135	142	134	128	128	128	128
Ambulance personnel	-	-	-	-	-	-	-
Dentists, dental therapy, oral hygiene	8	7	10	9	9	9	9
Dieticians	3	4	4	3	3	3	3
Environmental health	1	1	1	1	1	1	1
Health sciences and medical technicians	-	-	-	-	-	-	-
Occupational therapists	3	3	3	3	3	3	4
Optometrists	3	3	3	3	3	3	3
Pharmacy assistants	8	5	5	5	5	5	5
Pharmacists	9	9	8	9	9	9	9
Physiotherapists	4	3	3	2	2	2	2
Psychologists	3	3	3	3	3	3	3
Radiographers	4	4	5	4	4	4	4
Speech and hearing therapists	2	2	3	2	2	2	2
Administrative	97	96	93	94	94	94	94
Admin Levels: 10 - <	97	96	93	94	94	94	94
Admin Levels: 11 - 12	-	-	-	-	-	-	-
Admin Levels: 13 - >	-	-	-	-	-	-	-
Total Hospital Personnel	292	292	293	274	274	274	275
Total personnel cost (R thousand)	90,985	98,727	106,546	108,048	110,007	116,057	122,441
Unit cost (R thousand)	312	338	364	394	401	423	445

Year: 2018/19
Hospital name: Jane Furse Hospital

R thousand	2014/15	2015/16	2016/17	2017/18			2018/19	2019/20	2020/21
	Audited			Main Appropriation	Adjusted Appropriation	Revised Estimates	Medium-term estimates		
Receipts									
Transfer receipts from national	188,588	198,078	221,780	211,337	215,430	226,048	228,076	240,604	253,837
Equitable share	184,621	195,718	218,524	208,278	212,355	222,973	224,887	237,256	250,305
Conditional grants	3,967	2,360	3,256	3,059	3,075	3,075	3,189	3,348	3,532
<i>National Tertiary Services Grant</i>	-	-	-	-	-	-	-	-	-
<i>Comprehensive HIV and Aids Grant</i>	3,967	2,360	3,256	3,059	3,075	3,075	3,189	3,348	3,532
<i>Hospital Revitalisation Grant</i>	-	-	-	-	-	-	-	-	-
<i>Health Professions Training and Development Grant</i>	-	-	-	-	-	-	-	-	-
Funds from Provincial Own Revenue	2,775	2,528	3,171	3,177	3,177	3,177	3,327	3,516	3,706
Total receipts	191 363	200 606	224 951	214 514	218 607	229 225	231 403	244 120	257 543
Payments									
Current payments	189,672	200,020	224,186	214,208	217,401	227,959	230,603	243,276	256,652
Compensation of employees	168,848	180,359	193,865	190,631	192,390	202,010	209,977	221,526	233,710
Goods and services	20,824	19,661	30,321	23,577	25,011	25,950	20,626	21,750	22,943
of which									
<i>Medical supplies</i>	-	-	-	-	-	-	-	-	-
<i>Medicine</i>	-	-	-	-	-	-	-	-	-
<i>Other (Specify)</i>	20,824	19,661	30,321	23,577	25,011	25,950	20,626	21,750	22,943
<i>Interest and rent on land</i>	-	-	-	-	-	-	-	-	-
Transfers and subsidies to:	1,582	454	542	106	1,106	1,161	600	633	668
Municipalities	19	-	3	-	-	-	-	-	-
Household	1,563	454	539	106	1,106	1,161	600	633	668
Payments for capital assets	109	132	223	200	100	105	200	211	223
Buildings and other fixed structures	-	-	-	-	-	-	-	-	-
Machinery and equipment	109	132	223	200	100	105	200	211	223
Software and other intangible assets	-	-	-	-	-	-	-	-	-
Land and subsoil assets	-	-	-	-	-	-	-	-	-
Payments for financial assets	-	-	-	-	-	-	-	-	-
Unallocated contingency reserve	-	-	-	-	-	-	-	-	-
Total payments	191,363	200,606	224,951	214,514	218,607	229,225	231,403	244,120	257,543
Surplus/(deficit) before financing	-	-	-	-	-	-	-	-	-
Financing	-	-	-	-	-	-	-	-	-
Roll-overs	-	-	-	-	-	-	-	-	-
Surplus/(deficit) after financing	-	-	-	-	-	-	-	-	-

Jane Furse Hospital - Personnel Numbers

Items	31 March 2014/15	31 March 2015/16	31 March 2016/17	31 March 2017/18	31 March 2018/19	31 March 2019/20	31 March 2020/21
Professionals							
Medical Practitioners	16	17	17	16	16	16	16
Medical Specialists	-	-	-	-	-	-	-
Total doctors	16	17	17	16	16	16	16
Professional Nurses	124	131	126	124	124	124	124
Nursing assistants and pupil nurses	202	186	181	181	181	181	181
Student nurses	-	-	-	3	3	3	3
Total Nurses	326	317	307	308	308	308	308
Ambulance personnel	-	-	-	-	-	-	-
Dentists, dental therapy, oral hygiene	7	9	11	9	9	9	9
Dieticians	4	4	4	4	4	4	4
Environmental health	1	1	1	1	1	1	1
Health sciences and medical technicians	-	-	-	-	-	-	-
Occupational therapists	4	4	7	3	3	3	3
Optometrists	4	4	4	4	4	4	4
Pharmacy assistants	11	8	8	8	8	8	8
Pharmacists	12	14	13	12	12	12	12
Physiotherapists	5	5	5	4	4	4	4
Psychologists	2	1	1	1	1	1	1
Radiographers	8	8	8	7	7	7	7
Speech and hearing therapists	2	3	3	3	3	3	3
Administrative	334	218	205	207	207	207	207
Admin Levels: 10 - <	333	218	205	207	207	207	207
Admin Levels: 11 - 12	1	-	-	-	-	-	-
Admin Levels: 13 - >	-	-	-	-	-	-	-
Total Hospital Personnel	736	613	594	587	587	587	587
Total personnel cost (R thousand)	168,848	180,359	193,865	202,010	209,977	221,526	233,710
Unit cost (R thousand)	229	294	326	344	357	377	398

Year 2018/19
Hospital name: Malamulele Hospital

R thousand	2014/15	2015/16	2016/17	2017/18			2018/19	2019/20	2020/21
	Audited			Main Appropriation	Adjusted Appropriation	Revised Estimates	Medium-term estimates		
Receipts									
Transfer receipts from national	168,483	194,155	204,476	202,726	201,283	211,215	208,331	219,773	231,860
Equitable share	165,201	193,159	200,919	198,942	198,649	208,581	205,142	216,425	228,328
Conditional grants	3,282	996	3,557	3,784	2,634	2,634	3,189	3,348	3,532
<i>National Tertiary Services Grant</i>	-	-	-	-	-	-	-	-	-
<i>Comprehensive HIV and Aids Grant</i>	3,282	996	3,557	3,784	2,634	2,634	3,189	3,348	3,532
<i>Hospital Revitalisation Grant</i>	-	-	-	-	-	-	-	-	-
<i>Health Professions Training and Development Grant</i>	-	-	-	-	-	-	-	-	-
Funds from Provincial Own Revenue	1,545	2,111	2,459	3,307	3,307	3,307	3,462	3,656	3,857
Total receipts	170 028	196 266	206 935	206 033	204 590	214 522	211 793	223 429	235 717
Payments									
Current payments	169,403	194,146	205,255	205,727	203,384	213,075	210,993	222,585	234,827
Compensation of employees	150,427	173,320	178,188	185,014	179,448	188,420	191,231	201,749	212,845
Goods and services	18,976	20,826	27,067	20,713	23,936	24,655	19,762	20,836	21,982
<i>of which</i>									
<i>Medical supplies</i>	-	-	-	-	-	-	-	-	-
<i>Medicine</i>	-	-	-	-	-	-	-	-	-
<i>Other (Specify)</i>	18,976	20,826	27,067	20,713	23,936	24,655	19,762	20,836	21,982
<i>Interest and rent on land</i>	-	-	-	-	-	-	-	-	-
Transfers and subsidies to:	482	2,073	1,235	106	1,106	1,327	500	528	557
Municipalities	-	-	-	-	-	-	-	-	-
Household	482	2,073	1,235	106	1,106	1,327	500	528	557
Payments for capital assets	143	47	445	200	100	120	300	317	334
Buildings and other fixed structures	-	-	-	-	-	-	-	-	-
Machinery and equipment	143	47	445	200	100	120	300	317	334
Software and other intangible assets	-	-	-	-	-	-	-	-	-
Land and subsoil assets	-	-	-	-	-	-	-	-	-
Payments for financial assets	-	-	-	-	-	-	-	-	-
Unallocated contingency reserve	-	-	-	-	-	-	-	-	-
Total payments	170,028	196,266	206,935	206,033	204,590	214,522	211,793	223,429	235,717
Surplus/(deficit) before financing	-	-	-	-	-	-	-	-	-
Financing	-	-	-	-	-	-	-	-	-
Roll-overs	-	-	-	-	-	-	-	-	-
Surplus/(deficit) after financing	-	-	-	-	-	-	-	-	-

Malamulele Hospital - Personnel Numbers

Items	31 March 2014/15	31 March 2015/16	31 March 2016/17	31 March 2017/18	31 March 2018/19	31 March 2019/20	31 March 2020/21
Professionals							
Medical Practitioners	14	16	18	13	13	13	13
Medical Specialists	-	-	-	-	-	-	-
Total doctors	14	16	18	13	13	13	13
Professional Nurses	145	153	156	148	148	148	148
Nursing assistants and pupil nurses	164	167	150	160	160	160	160
Student nurses	-	-	-	-	-	-	-
Total Nurses	309	320	306	308	308	308	308
Ambulance personnel	-	-	-	-	-	-	-
Dentists, dental therapy, oral hygiene	5	5	9	8	8	8	8
Dieticians	4	4	4	4	4	4	4
Environmental health	-	1	1	1	1	1	1
Health sciences and medical technicians	-	-	-	-	-	-	-
Occupational therapists	5	4	8	4	4	4	4
Optometrists	3	3	3	3	3	3	3
Pharmacy assistants	6	8	7	7	7	7	7
Pharmacists	3	6	8	7	7	7	7
Physiotherapists	4	5	7	4	4	4	4
Psychologists	2	-	-	-	-	-	-
Radiographers	7	7	6	6	6	6	6
Speech and hearing therapists	2	3	2	2	2	2	2
Administrative	190	172	160	160	160	160	160
Admin Levels: 10 - <	189	171	160	160	160	160	160
Admin Levels: 11 - 12	1	1	-	-	-	-	-
Admin Levels: 13 - >	-	-	-	-	-	-	-
Total Hospital Personnel	554	554	539	527	527	527	527
Total personnel cost (R thousand)	150,427	173,320	178,188	188,420	191,231	201,749	212,845
Unit cost (R thousand)	272	313	331	358	363	383	404

Year: 2018/19
Hospital name: Louis Trichardt Hospital

R thousand	2014/15	2015/16	2016/17	2017/18			2018/19	2019/20	2020/21
	Audited			Main Appropriation	Adjusted Appropriation	Revised Estimates	Medium-term estimates		
Receipts									
Transfer receipts from national	104,521	115,167	134,064	118,064	122,950	128,976	138,357	145,950	153,977
Equitable share	100,164	111,624	129,695	115,561	120,522	126,548	135,168	142,602	150,445
Conditional grants	4,357	3,543	4,369	2,503	2,428	2,428	3,189	3,348	3,532
National Tertiary Services Grant	-	-	-	-	-	-	-	-	-
Comprehensive HIV and Aids Grant	4,357	3,543	4,369	2,503	2,428	2,428	3,189	3,348	3,532
Hospital Revitalisation Grant	-	-	-	-	-	-	-	-	-
Health Professions Training and Development Grant	-	-	-	-	-	-	-	-	-
Funds from Provincial Own Revenue	836	1,148	1,271	1,906	1,906	1,906	1,995	2,107	2,223
Total receipts	105 357	116 315	135 335	119 970	124 856	130 882	140 352	148 057	156 200
Payments									
Current payments	104,303	115,924	134,979	119,758	124,594	130,607	140,148	147,842	155,972
Compensation of employees	96,158	106,444	120,724	107,892	113,119	118,775	130,453	137,628	145,197
Goods and services	8,145	9,480	14,255	11,866	11,475	11,832	9,695	10,214	10,775
of which									
Medical supplies	-	-	-	-	-	-	-	-	-
Medicine	-	-	-	-	-	-	-	-	-
Other (Specify)	8,145	9,480	14,255	11,866	11,475	11,832	9,695	10,214	10,775
Interest and rent on land	-	-	-	-	-	-	-	-	-
Transfers and subsidies to:	744	367	263	106	156	164	104	110	116
Municipalities	7	-	-	-	-	-	4	4	4
Household	737	367	263	106	156	164	100	106	111
Payments for capital assets	310	24	93	106	106	111	100	106	111
Buildings and other fixed structures	-	-	-	-	-	-	-	-	-
Machinery and equipment	310	24	93	106	106	111	100	106	111
Software and other intangible assets	-	-	-	-	-	-	-	-	-
Land and subsoil assets	-	-	-	-	-	-	-	-	-
Payments for financial assets	-	-	-	-	-	-	-	-	-
Unallocated contingency reserve	-	-	-	-	-	-	-	-	-
Total payments	105,357	116,315	135,335	119,970	124,856	130,882	140,352	148,057	156,200
Surplus/(deficit) before financing	-	-	-	-	-	-	-	-	-
Financing	-	-	-	-	-	-	-	-	-
Roll-overs	-	-	-	-	-	-	-	-	-
Surplus/(deficit) after financing	-	-	-	-	-	-	-	-	-

Louis Trichardt Hospital - Personnel Numbers

Items	31 March 2014/15	31 March 2015/16	31 March 2016/17	31 March 2017/18	31 March 2018/19	31 March 2019/20	31 March 2020/21
Professionals							
Medical Practitioners	13	12	14	8	8	8	8
Medical Specialists	-	-	-	-	-	-	-
Total doctors	13	12	14	8	8	8	8
Professional Nurses	77	77	85	85	85	85	85
Nursing assistants and pupil nurses	86	85	81	81	81	81	81
Student nurses	-	-	-	-	-	-	-
Total Nurses	163	162	166	166	166	166	166
Ambulance personnel	-	-	-	-	-	-	-
Dentists, dental therapy, oral hygiene	5	7	12	10	10	10	10
Dieticians	4	5	5	4	4	4	4
Environmental health	1	1	1	1	1	1	1
Health sciences and medical technicians	-	-	-	-	-	-	-
Occupational therapists	4	4	3	3	3	3	3
Optometrists	3	4	4	4	4	4	4
Pharmacy assistants	5	5	4	4	4	4	4
Pharmacists	5	8	6	7	7	7	7
Physiotherapists	3	3	4	4	4	4	4
Psychologists	2	2	2	2	2	2	2
Radiographers	4	3	4	3	3	3	3
Speech and hearing therapists	1	1	2	2	2	2	2
Administrative	110	108	103	104	104	104	104
Admin Levels: 10 - <	110	108	103	104	104	104	104
Admin Levels: 11 - 12	-	-	-	-	-	-	-
Admin Levels: 13 - >	-	-	-	-	-	-	-
Total Hospital Personnel	323	325	330	322	322	322	322
Total personnel cost (R thousand)	96,158	106,444	120,724	118,775	130,453	137,628	145,197
Unit cost (R thousand)	298	328	366	369	405	427	451

Year: 2018/19
Hospital name: Musina Hospital

R thousand	2014/15	2015/16	2016/17	2017/18			2018/19	2019/20	2020/21
	Audited			Main Appropriation	Adjusted Appropriation	Revised Estimates	Medium-term estimates		
Receipts									
Transfer receipts from national	93,513	107,534	126,189	112,424	118,352	124,143	123,730	130,519	137,697
Equitable share	88,756	103,375	123,166	109,871	115,824	121,615	120,541	127,171	134,165
Conditional grants	4,757	4,159	3,023	2,553	2,528	2,528	3,189	3,348	3,532
National Tertiary Services Grant	-	-	-	-	-	-	-	-	-
Comprehensive HIV and Aids Grant	4,757	4,159	3,023	2,553	2,528	2,528	3,189	3,348	3,532
Hospital Revitalisation Grant	-	-	-	-	-	-	-	-	-
Health Professions Training and Development Grant	-	-	-	-	-	-	-	-	-
Funds from Provincial Own Revenue	974	1,343	2,026	1,453	1,453	1,453	1,522	1,607	1,695
Total receipts	94 487	108 877	128 215	113 877	119 805	125 596	125 252	132 126	139 392
Payments									
Current payments	93,961	108,132	127,350	113,571	119,499	125,275	124,952	131,809	139,058
Compensation of employees	83,394	97,163	106,890	99,551	106,778	112,117	114,131	120,408	127,031
Goods and services	10,567	10,969	20,460	14,020	12,721	13,158	10,821	11,401	12,027
<i>of which</i>									
Medical supplies	-	-	-	-	-	-	-	-	-
Medicine	-	-	-	-	-	-	-	-	-
Other (Specify)	10,567	10,969	20,460	14,020	12,721	13,158	10,821	11,401	12,027
Interest and rent on land	-	-	-	-	-	-	-	-	-
Transfers and subsidies to:	330	171	208	106	106	111	100	106	111
Municipalities	-	-	-	-	-	-	-	-	-
Household	330	171	208	106	106	111	100	106	111
Payments for capital assets	196	574	657	200	200	210	200	211	223
Buildings and other fixed structures	-	-	-	-	-	-	-	-	-
Machinery and equipment	196	574	657	200	200	210	200	211	223
Software and other intangible assets	-	-	-	-	-	-	-	-	-
Land and subsoil assets	-	-	-	-	-	-	-	-	-
Payments for financial assets	-	-	-	-	-	-	-	-	-
Unallocated contingency reserve	-	-	-	-	-	-	-	-	-
Total payments	94,487	108,877	128,215	113,877	119,805	125,596	125,252	132,126	139,392
Surplus/(deficit) before financing	-	-	-	-	-	-	-	-	-
Financing	-	-	-	-	-	-	-	-	-
Roll-overs	-	-	-	-	-	-	-	-	-
Surplus/(deficit) after financing	-	-	-	-	-	-	-	-	-

Musina Hospital - Personnel Numbers

Items	31 March 2014/15	31 March 2015/16	31 March 2016/17	31 March 2017/18	31 March 2018/19	31 March 2019/20	31 March 2020/21
Professionals							
Medical Practitioners	6	7	8	4	4	4	4
Medical Specialists	-	-	-	-	-	-	-
Total doctors	6	7	8	4	4	4	4
Professional Nurses	74	71	111	73	73	73	73
Nursing assistants and pupil nurses	111	114	111	112	112	112	112
Student nurses	-	-	-	-	-	-	-
Total Nurses	185	185	222	185	185	185	185
Ambulance personnel	-	-	76	-	-	-	-
Dentists, dental therapy, oral hygiene	3	3	6	3	3	3	3
Dieticians	2	3	3	2	2	2	2
Environmental health	2	1	1	1	1	1	1
Health sciences and medical technicians	-	-	-	-	-	-	-
Occupational therapists	3	2	4	2	2	2	2
Optometrists	3	3	1	1	1	1	1
Pharmacy assistants	6	2	2	2	2	2	2
Pharmacists	4	4	4	3	3	3	3
Physiotherapists	2	2	3	3	3	3	3
Psychologists	2	1	1	1	1	1	1
Radiographers	3	3	4	3	3	3	3
Speech and hearing therapists	1	1	2	2	2	2	2
Administrative	121	115	107	109	109	109	109
Admin Levels: 10 - <	121	114	106	108	108	108	108
Admin Levels: 11 - 12	-	1	1	1	1	1	1
Admin Levels: 13 - >	-	-	-	-	-	-	-
Total Hospital Personnel	343	332	444	321	321	321	321
Total personnel cost(R thousand)	83,394	97,163	106,890	112,117	114,131	120,408	127,031
Unit cost (R thousand)	243	293	241	349	355	375	396

Year: 2018/19
Hospital name: **Elim Hospital**

R thousand	2014/15	2015/16	2016/17	2017/18			2018/19	2019/20	2020/21
	Audited			Main Appropriation	Adjusted Appropriation	Revised Estimates	Medium-term estimates		
Receipts									
Transfer receipts from national	296,873	318,745	345,948	332,628	345,965	363,070	360,902	380,735	401,676
Equitable share	295,382	315,727	341,048	327,660	342,097	359,202	357,713	377,387	398,144
Conditional grants	1,491	3,018	4,900	4,968	3,868	3,868	3,189	3,348	3,532
National Tertiary Services Grant	-	-	-	-	-	-	-	-	-
Comprehensive HIV and Aids Grant	1,491	3,018	4,900	4,968	3,868	3,868	3,189	3,348	3,532
Hospital Revitalisation Grant	-	-	-	-	-	-	-	-	-
Health Professions Training and Development Grant	-	-	-	-	-	-	-	-	-
Funds from Provincial Own Revenue	2,577	4,014	4,078	6,437	6,437	6,437	6,740	7,117	7,509
Total receipts	299 450	322 759	350 026	339 065	352 402	369 507	367 642	387 852	409 185
Payments									
Current payments	298,121	320,335	346,684	338,759	350,096	367,086	367,142	387,325	408,629
Compensation of employees	271,957	296,593	310,231	312,176	319,844	335,836	339,301	357,963	377,650
Goods and services	26,164	23,742	36,453	26,583	30,252	31,250	27,841	29,362	30,978
of which									
Medical supplies	-	-	-	-	-	-	-	-	-
Medicine	-	-	-	-	-	-	-	-	-
Other (Specify)	26,164	23,742	36,453	26,583	30,252	31,250	27,841	29,362	30,978
Interest and rent on land	-	-	-	-	-	-	-	-	-
Transfers and subsidies to:	1,158	1,727	1,634	106	306	321	200	211	223
Municipalities	1	-	-	-	-	-	-	-	-
Household	1,157	1,727	1,634	106	306	321	200	211	223
Payments for capital assets	171	697	1,708	200	2,000	2,100	300	317	334
Buildings and other fixed structures	-	-	-	-	-	-	-	-	-
Machinery and equipment	171	697	1,708	200	2,000	2,100	300	317	334
Software and other intangible assets	-	-	-	-	-	-	-	-	-
Land and subsoil assets	-	-	-	-	-	-	-	-	-
Payments for financial assets	-	-	-	-	-	-	-	-	-
Unallocated contingency reserve	-	-	-	-	-	-	-	-	-
Total payments	299,450	322,759	350,026	339,065	352,402	369,507	367,642	387,852	409,185
Surplus/(deficit) before financing	-	-	-	-	-	-	-	-	-
Financing	-	-	-	-	-	-	-	-	-
Roll-overs	-	-	-	-	-	-	-	-	-
Surplus/(deficit) after financing	-	-	-	-	-	-	-	-	-

Elim Hospital - Personnel Numbers

Items	31 March 2014/15	31 March 2015/16	31 March 2016/17	31 March 2017/18	31 March 2018/19	31 March 2019/20	31 March 2020/21
Professionals							
Medical Practitioners	33	32	46	33	33	33	33
Medical Specialists	1	1	-	-	-	-	-
Total doctors	34	33	46	33	33	33	33
Professional Nurses	225	229	225	226	226	226	226
Nursing assistants and pupil nurses	269	286	274	275	275	275	275
Student nurses	-	-	-	-	-	-	-
Total Nurses	494	515	499	501	501	501	501
Ambulance personnel	-	-	-	-	-	-	-
Dentists, dental therapy, oral hygiene	10	9	16	14	14	14	14
Dieticians	6	6	4	4	4	4	4
Environmental health	1	1	1	1	1	1	1
Health sciences and medical technicians	-	-	-	-	-	-	-
Occupational therapists	6	8	16	6	6	6	6
Optometrists	5	5	5	5	5	5	5
Pharmacy assistants	13	14	14	14	14	14	14
Pharmacists	9	15	15	14	14	14	14
Physiotherapists	7	7	8	7	7	7	7
Psychologists	4	3	3	3	3	3	3
Radiographers	6	7	7	7	7	7	7
Speech and hearing therapists	3	5	5	4	4	4	4
Administrative	284	258	240	247	247	247	247
Admin Levels: 10 - <	281	255	237	244	244	244	244
Admin Levels: 11 - 12	2	2	2	2	2	2	2
Admin Levels: 13 - >	1	1	1	1	1	1	1
Total Hospital Personnel	882	886	879	860	860	860	860
Total personnel cost (R thousand)	271,957	296,593	310,231	335,836	339,301	357,963	377,650
Unit cost (R thousand)	308	335	353	390	394	416	439

Year: 2018/19
Hospital name: Siloam Hospital

R thousand	2014/15	2015/16	2016/17	2017/18			2018/19	2019/20	2020/21
	Audited			Main Appropriation	Adjusted Appropriation	Revised Estimates	Medium-term estimates		
Receipts									
Transfer receipts from national	188,721	215,347	240,926	226,584	234,960	246,576	244,889	258,347	272,556
Equitable share	185,039	210,102	236,045	222,040	232,316	243,932	241,800	255,099	269,129
Conditional grants	3,682	5,245	4,881	4,544	2,644	2,644	3,089	3,248	3,427
<i>National Tertiary Services Grant</i>	-	-	-	-	-	-	-	-	-
<i>Comprehensive HIV and Aids Grant</i>	3,682	5,245	4,881	4,544	2,644	2,644	3,089	3,248	3,427
<i>Hospital Revitalisation Grant</i>	-	-	-	-	-	-	-	-	-
<i>Health Professions Training and Development Grant</i>	-	-	-	-	-	-	-	-	-
Funds from Provincial Own Revenue	2,232	2,416	2,976	3,266	3,266	3,266	3,420	3,612	3,810
Total receipts	190 953	217 763	243 902	229 850	238 226	249 842	248 309	261 959	276 366
Payments									
Current payments	189,320	216,516	241,144	229,424	236,790	248,335	247,501	261,107	275,466
Compensation of employees	167,619	194,554	210,427	206,868	215,312	226,078	229,381	241,997	255,307
Goods and services	21,701	21,962	30,717	22,556	21,478	22,257	18,120	19,110	20,160
<i>of which</i>									
<i>Medical supplies</i>	-	-	-	-	-	-	-	-	-
<i>Medicine</i>	-	-	-	-	-	-	-	-	-
<i>Other (Specify)</i>	21,701	21,962	30,717	22,556	21,478	22,257	18,120	19,110	20,160
<i>Interest and rent on land</i>	-	-	-	-	-	-	-	-	-
Transfers and subsidies to:	1,358	997	2,562	106	1,116	1,172	508	536	565
Municipalities	-	-	-	-	10	11	8	8	9
Household	1,358	997	2,562	106	1,106	1,161	500	528	557
Payments for capital assets	275	250	196	320	320	336	300	317	334
Buildings and other fixed structures	-	-	-	-	-	-	-	-	-
Machinery and equipment	275	250	196	320	320	336	300	317	334
Software and other intangible assets	-	-	-	-	-	-	-	-	-
Land and subsoil assets	-	-	-	-	-	-	-	-	-
Payments for financial assets	-	-	-	-	-	-	-	-	-
Unallocated contingency reserve	-	-	-	-	-	-	-	-	-
Total payments	190,953	217,763	243,902	229,850	238,226	249,842	248,309	261,959	276,366
Surplus/(deficit) before financing	-	-	-	-	-	-	-	-	-
Financing	-	-	-	-	-	-	-	-	-
Roll-overs	-	-	-	-	-	-	-	-	-
Surplus/(deficit) after financing	-	-	-	-	-	-	-	-	-

Siloam Hospital - Personnel Numbers

Items	31 March 2014/15	31 March 2015/16	31 March 2016/17	31 March 2017/18	31 March 2018/19	31 March 2019/20	31 March 2020/21
Professionals							
Medical Practitioners	12	20	23	19	19	19	19
Medical Specialists	-	-	-	-	-	-	-
Total doctors	12	20	23	19	19	19	19
Professional Nurses	155	170	171	166	166	166	166
Nursing assistants and pupil nurses	197	176	169	174	174	174	174
Student nurses	-	-	-	-	-	-	-
Total Nurses	352	346	340	340	340	340	340
Ambulance personnel	-	-	-	-	-	-	-
Dentists, dental therapy, oral hygiene	7	6	12	10	10	10	10
Dieticians	5	6	5	6	6	6	6
Environmental health	1	1	1	1	1	1	1
Health sciences and medical technicians	-	-	-	-	-	-	-
Occupational therapists	4	4	8	4	4	4	4
Optometrists	4	4	4	4	4	4	4
Pharmacy assistants	10	8	7	7	7	7	7
Pharmacists	6	7	8	6	6	6	6
Physiotherapists	4	4	8	4	4	4	4
Psychologists	2	2	2	2	2	2	2
Radiographers	5	7	6	6	6	6	6
Speech and hearing therapists	2	2	2	1	1	1	1
Administrative	210	205	187	191	191	191	191
Admin Levels: 10 - <	209	204	187	190	190	190	190
Admin Levels: 11 - 12	-	-	-	-	-	-	-
Admin Levels: 13 - >	1	1	-	1	1	1	1
Total Hospital Personnel	624	622	613	601	601	601	601
Total personnel cost (R thousand)	167,619	194,554	210,427	226,078	229,381	241,997	255,307
Unit cost (R thousand)	269	313	343	376	381	402	425

Year: 2018/19
Hospital name: Donald Fraser Hospital

R thousand	2014/15	2015/16	2016/17	2017/18			2018/19	2019/20	2020/21
	Audited			Main Appropriation	Adjusted Appropriation	Revised Estimates	Medium-term estimates		
Receipts									
Transfer receipts from national	228,101	248,817	275,988	258,879	282,513	296,462	292,370	308,434	325,398
Equitable share	221,619	241,505	271,934	255,502	278,989	292,938	289,181	305,086	321,866
Conditional grants	6,482	7,312	4,054	3,377	3,524	3,524	3,189	3,348	3,532
<i>National Tertiary Services Grant</i>	-	-	-	-	-	-	-	-	-
<i>Comprehensive HIV and Aids Grant</i>	6,482	7,312	4,054	3,377	3,524	3,524	3,189	3,348	3,532
<i>Hospital Revitalisation Grant</i>	-	-	-	-	-	-	-	-	-
<i>Health Professions Training and Development Grant</i>	-	-	-	-	-	-	-	-	-
Funds from Provincial Own Revenue	2,963	3,141	3,487	3,377	3,377	3,377	3,536	3,734	3,939
Total receipts	231 064	251 958	279 475	262 256	285 890	299 839	295 906	312 168	329 337
Payments									
Current payments	228,638	250,097	277,106	261,950	284,974	298,877	295,298	311,526	328,660
Compensation of employees	206,218	225,186	241,420	236,537	253,614	266,295	269,461	284,281	299,917
Goods and services	22,420	24,911	35,686	25,413	31,360	32,582	25,837	27,245	28,744
<i>of which</i>									
<i>Medical supplies</i>	-	-	-	-	-	-	-	-	-
<i>Medicine</i>	-	-	-	-	-	-	-	-	-
<i>Other (Specify)</i>	22,420	24,911	35,686	25,413	31,360	32,582	25,837	27,245	28,744
<i>Interest and rent on land</i>	-	-	-	-	-	-	-	-	-
Transfers and subsidies to:	2,234	1,674	1,678	106	716	752	308	325	343
Municipalities	-	-	1	-	10	11	8	8	9
Household	2,234	1,674	1,677	106	706	741	300	317	334
Payments for capital assets	192	187	691	200	200	210	300	317	334
Buildings and other fixed structures	-	-	-	-	-	-	-	-	-
Machinery and equipment	192	187	691	200	200	210	300	317	334
Software and other intangible assets	-	-	-	-	-	-	-	-	-
Land and subsoil assets	-	-	-	-	-	-	-	-	-
Payments for financial assets	-	-	-	-	-	-	-	-	-
Unallocated contingency reserve	-	-	-	-	-	-	-	-	-
Total payments	231,064	251,958	279,475	262,256	285,890	299,839	295,906	312,168	329,337
Surplus/(deficit) before financing	-	-	-	-	-	-	-	-	-
Financing	-	-	-	-	-	-	-	-	-
Roll-overs	-	-	-	-	-	-	-	-	-
Surplus/(deficit) after financing	-	-	-	-	-	-	-	-	-

Donald Fraser Hospital - Personnel Numbers

Items	31 March 2014/15	31 March 2015/16	31 March 2016/17	31 March 2017/18	31 March 2018/19	31 March 2019/20	31 March 2020/21
Professionals							
Medical Practitioners	17	16	13	14	14	14	14
Medical Specialists	-	-	-	-	-	-	-
Total doctors	17	16	13	14	14	14	14
Professional Nurses	182	183	191	194	194	194	194
Nursing assistants and pupil nurses	246	234	221	221	221	221	221
Student nurses	-	-	-	-	-	-	-
Total Nurses	428	417	412	415	415	415	415
Ambulance personnel	-	-	-	-	-	-	-
Dentists, dental therapy, oral hygiene	4	7	12	10	10	10	10
Dieticians	5	6	6	6	6	6	6
Environmental health	1	1	1	1	1	1	1
Health sciences and medical technicians	-	-	-	-	-	-	-
Occupational therapists	4	5	8	4	4	4	4
Optometrists	2	3	3	3	3	3	3
Pharmacy assistants	5	5	4	4	4	4	4
Pharmacists	10	14	9	8	8	8	8
Physiotherapists	4	4	8	4	4	4	4
Psychologists	1	1	1	1	1	1	1
Radiographers	7	7	8	7	7	7	7
Speech and hearing therapists	2	3	2	1	1	1	1
Administrative	239	222	227	228	228	228	228
Admin Levels: 10 - <	238	221	226	227	227	227	227
Admin Levels: 11 - 12	-	-	-	-	-	-	-
Admin Levels: 13 - >	1	1	1	1	1	1	1
Total Hospital Personnel	729	711	714	706	706	706	706
Total personnel cost(R thousand)	206,218	225,186	241,420	266,295	269,461	284,281	299,917
Unit cost (R thousand)	283	317	338	377	382	403	425

Year: 2018/19
Hospital name: Warmbath Hospital

R thousand	2014/15	2015/16	2016/17	2017/18			2018/19	2019/20	2020/21
	Audited			Main Appropriation	Adjusted Appropriation	Revised Estimates	Medium-term estimates		
Receipts									
Transfer receipts from national	172,973	186,378	233,144	192,120	197,357	207,051	204,660	215,900	227,774
Equitable share	171,151	184,490	230,144	188,612	193,874	203,568	201,471	212,552	224,242
Conditional grants	1,822	1,888	3,000	3,508	3,483	3,483	3,189	3,348	3,532
National Tertiary Services Grant	-	-	-	-	-	-	-	-	-
Comprehensive HIV and Aids Grant	1,822	1,888	3,000	3,508	3,483	3,483	3,189	3,348	3,532
Hospital Revitalisation Grant	-	-	-	-	-	-	-	-	-
Health Professions Training and Development Grant	-	-	-	-	-	-	-	-	-
Funds from Provincial Own Revenue	1,655	1,403	1,468	3,252	3,252	3,252	3,404	3,595	3,793
Total receipts	174 628	187 781	234 612	195 372	200 609	210 303	208 064	219 495	231 567
Payments									
Current payments	174,134	187,345	233,928	195,066	200,293	209,972	207,756	219,170	231,224
Compensation of employees	155,401	169,683	207,964	176,666	179,849	188,841	190,862	201,359	212,434
Goods and services	18,733	17,662	25,964	18,400	20,444	21,130	16,894	17,810	18,790
of which									
Medical supplies	-	-	-	-	-	-	-	-	-
Medicine	-	-	-	-	-	-	-	-	-
Other (Specify)	18,733	17,662	25,964	18,400	20,444	21,130	16,894	17,810	18,790
Interest and rent on land	-	-	-	-	-	-	-	-	-
Transfers and subsidies to:	325	331	172	106	216	227	108	114	120
Municipalities	-	-	1	-	10	11	8	8	9
Household	325	331	171	106	206	216	100	106	111
Payments for capital assets	169	105	512	200	100	105	200	211	223
Buildings and other fixed structures	-	-	-	-	-	-	-	-	-
Machinery and equipment	169	105	512	200	100	105	200	211	223
Soft ware and other intangible assets	-	-	-	-	-	-	-	-	-
Land and subsoil assets	-	-	-	-	-	-	-	-	-
Payments for financial assets	-	-	-	-	-	-	-	-	-
Unallocated contingency reserve	-	-	-	-	-	-	-	-	-
Total payments	174,628	187,781	234,612	195,372	200,609	210,303	208,064	219,495	231,567
Surplus/(deficit) before financing	-	-	-	-	-	-	-	-	-
Financing	-	-	-	-	-	-	-	-	-
Roll-overs	-	-	-	-	-	-	-	-	-
Surplus/(deficit) after financing	-	-	-	-	-	-	-	-	-

Warmbath Hospital - Personnel Numbers

Items	31 March 2014/15	31 March 2015/16	31 March 2016/17	31 March 2017/18	31 March 2018/19	31 March 2019/20	31 March 2020/21
Professionals							
Medical Practitioners	37	35	40	36	36	36	36
Medical Specialists	-	-	-	-	-	-	-
Total doctors	37	35	40	36	36	36	36
Professional Nurses	140	151	136	134	134	134	134
Nursing assistants and pupil nurses	180	90	174	168	168	168	168
Student nurses	-	-	-	-	-	-	-
Total Nurses	320	241	310	302	302	302	302
Ambulance personnel	-	-	-	-	-	-	-
Dentists, dental therapy, oral hygiene	6	5	12	10	10	10	10
Dieticians	5	7	6	5	5	5	5
Environmental health	1	1	1	1	1	1	1
Health sciences and medical technicians	-	-	-	-	-	-	-
Occupational therapists	3	4	8	5	5	5	5
Optometrists	3	3	3	3	3	3	3
Pharmacy assistants	8	11	11	11	11	11	11
Pharmacists	8	11	10	11	11	11	11
Physiotherapists	3	5	3	4	4	4	4
Psychologists	3	3	3	3	3	3	3
Radiographers	5	6	7	5	5	5	5
Speech and hearing therapists	1	1	1	1	1	1	1
Administrative	159	148	148	147	147	147	147
Admin Levels: 10 - <	159	147	147	146	146	146	146
Admin Levels: 11 - 12	-	1	-	1	1	1	1
Admin Levels: 13 - >	-	-	1	-	-	-	-
Total Hospital Personnel	562	481	563	545	545	545	545
Total personnel cost(R thousand)	155,401	169,683	207,964	177,268	167,633	176,015	186,223
Unit cost (R thousand)	276	353	369	326	308	323	342

Year: 2018/19
Hospital name: Thabazimbi Hospital

R thousand	2014/15	2015/16	2016/17	2017/18			2018/19	2019/20	2020/21
	Audited			Main Appropriation	Adjusted Appropriation	Revised Estimates	Medium-term estimates		
Receipts									
Transfer receipts from national	83,490	109,007	118,363	107,257	115,071	120,735	119,115	125,650	132,561
Equitable share	83,195	107,302	116,661	105,547	113,286	118,950	115,926	122,302	129,029
Conditional grants	295	1,705	1,702	1,710	1,785	1,785	3,189	3,348	3,532
National Tertiary Services Grant	-	-	-	-	-	-	-	-	-
Comprehensive HIV and Aids Grant	295	1,705	1,702	1,710	1,785	1,785	3,189	3,348	3,532
Hospital Revitalisation Grant	-	-	-	-	-	-	-	-	-
Health Professions Training and Development Grant	-	-	-	-	-	-	-	-	-
Funds from Provincial Own Revenue	850	962	1,541	1,599	1,599	1,599	1,675	1,768	1,866
Total receipts	84 340	109 969	119 904	108 856	116 670	122 334	120 790	127 418	134 427
Payments									
Current payments	84,026	109,846	119,711	108,550	116,223	121,866	120,390	126,996	133,982
Compensation of employees	65,136	92,595	101,007	96,991	100,475	105,499	108,215	114,167	120,446
Goods and services	18,890	17,251	18,704	11,559	15,748	16,367	12,175	12,830	13,536
of which									
Medical supplies	-	-	-	-	-	-	-	-	-
Medicine	-	-	-	-	-	-	-	-	-
Other (Specify)	18,890	17,251	18,704	11,559	15,748	16,367	12,175	12,830	13,536
Interest and rent on land	-	-	-	-	-	-	-	-	-
Transfers and subsidies to:	180	14	108	106	246	258	200	211	223
Municipalities	-	-	-	-	-	-	-	-	-
Household	180	14	108	106	246	258	200	211	223
Payments for capital assets	134	109	85	200	200	210	200	211	223
Buildings and other fixed structures	-	-	-	-	-	-	-	-	-
Machinery and equipment	134	109	85	200	200	210	200	211	223
Software and other intangible assets	-	-	-	-	-	-	-	-	-
Land and subsoil assets	-	-	-	-	-	-	-	-	-
Payments for financial assets	-	-	-	-	-	-	-	-	-
Unallocated contingency reserve	-	-	-	-	-	-	-	-	-
Total payments	84,340	109,969	119,904	108,856	116,669	122,334	120,790	127,418	134,427
Surplus/(deficit) before financing	-	-	-	-	-	-	-	-	-
Financing	-	-	-	-	-	-	-	-	-
Roll-overs	-	-	-	-	-	-	-	-	-
Surplus/(deficit) after financing	-	-	-	-	-	-	-	-	-

Thabazimbi Hospital - Personnel Numbers

Items	31 March 2014/15	31 March 2015/16	31 March 2016/17	31 March 2017/18	31 March 2018/19	31 March 2019/20	31 March 2020/21
Professionals							
Medical Practitioners	12	16	22	16	16	16	16
Medical Specialists	-	-	-	-	-	-	-
Total doctors	12	16	22	16	16	16	16
Professional Nurses	74	33	63	59	59	59	59
Nursing assistants and pupil nurses	116	73	74	74	74	74	74
Student nurses	-	-	-	-	-	-	-
Total Nurses	190	106	137	133	133	133	133
Ambulance personnel	-	-	-	-	-	-	-
Dentists, dental therapy, oral hygiene	4	2	8	6	6	6	6
Dieticians	2	2	4	3	3	3	3
Environmental health	-	-	1	1	1	1	1
Health sciences and medical technicians	-	-	-	-	-	-	-
Occupational therapists	-	-	3	2	2	2	2
Optometrists	-	-	2	2	2	2	2
Pharmacy assistants	3	2	5	5	5	5	5
Pharmacists	5	4	5	4	4	4	4
Physiotherapists	2	2	2	2	2	2	2
Psychologists	2	2	-	-	-	-	-
Radiographers	2	2	4	4	4	4	4
Speech and hearing therapists	2	2	1	1	1	1	1
Administrative	154	113	98	100	100	100	100
Admin Levels: 10 - <	153	112	97	99	99	99	99
Admin Levels: 11 - 12	1	1	1	1	1	1	1
Admin Levels: 13 - >	-	-	-	-	-	-	-
Total Hospital Personnel	378	254	292	279	279	279	279
Total personnel cost (R thousand)	65,136	92,595	101,007	74,730	93,239	97,901	103,579
Unit cost (R thousand)	172	364	346	268	334	351	371

Year: 2018/19
Hospital name: FH Odendaal Hospital

R thousand	2014/15	2015/16	2016/17	2017/18			2018/19	2019/20	2020/21
	Audited			Main Appropriation	Adjusted Appropriation	Revised Estimates	Medium-term estimates		
Receipts									
Transfer receipts from national	112,585	125,613	136,858	131,952	137,166	143,909	142,305	150,115	158,372
Equitable share	110,100	122,775	132,544	129,741	134,850	141,593	139,116	146,767	154,840
Conditional grants	2,485	2,838	4,314	2,211	2,316	2,316	3,189	3,348	3,532
National Tertiary Services Grant	-	-	-	-	-	-	-	-	-
Comprehensive HIV and Aids Grant	2,485	2,838	4,314	2,211	2,316	2,316	3,189	3,348	3,532
Hospital Revitalisation Grant	-	-	-	-	-	-	-	-	-
Health Professions Training and Development Grant	-	-	-	-	-	-	-	-	-
Funds from Provincial Own Revenue	1,862	1,192	1,512	1,909	1,909	1,909	1,999	2,111	2,227
Total receipts	114 447	126 805	138 370	133 861	139 075	145 818	144 304	152 226	160 599
Payments									
Current payments	114,075	125,961	137,518	133,555	138,569	145,286	143,904	151,804	160,154
Compensation of employees	100,345	112,020	118,568	118,034	122,050	128,153	130,605	137,788	145,367
Goods and services	13,730	13,941	18,950	15,521	16,519	17,134	13,299	14,015	14,787
of which									
Medical supplies	-	-	-	-	-	-	-	-	-
Medicine	-	-	-	-	-	-	-	-	-
Other (Specify)	13,730	13,941	18,950	15,521	16,519	17,134	13,299	14,015	14,787
Interest and rent on land	-	-	-	-	-	-	-	-	-
Transfers and subsidies to:	153	636	713	106	306	321	200	211	223
Municipalities	-	-	4	-	-	-	-	-	-
Household	153	636	709	106	306	321	200	211	223
Payments for capital assets	219	208	139	200	200	210	200	211	223
Buildings and other fixed structures	-	-	-	-	-	-	-	-	-
Machinery and equipment	219	208	139	200	200	210	200	211	223
Software and other intangible assets	-	-	-	-	-	-	-	-	-
Land and subsoil assets	-	-	-	-	-	-	-	-	-
Payments for financial assets	-	-	-	-	-	-	-	-	-
Unallocated contingency reserve	-	-	-	-	-	-	-	-	-
Total payments	114,447	126,805	138,370	133,861	139,075	145,818	144,304	152,226	160,599
Surplus/(deficit) before financing	-	-	-	-	-	-	-	-	-
Financing	-	-	-	-	-	-	-	-	-
Roll-overs	-	-	-	-	-	-	-	-	-
Surplus/(deficit) after financing	-	-	-	-	-	-	-	-	-

FH Odendaal hospital - Personnel Numbers

Items	31 March 2014/15	31 March 2015/16	31 March 2016/17	31 March 2017/18	31 March 2018/19	31 March 2019/20	31 March 2020/21
Professionals							
Medical Practitioners	21	23	25	18	18	18	18
Medical Specialists	-	-	-	-	-	-	-
Total doctors	21	23	25	18	18	18	18
Professional Nurses	61	70	54	62	62	62	62
Nursing assistants and pupil nurses	91	87	88	91	91	91	91
Student nurses	-	-	-	-	-	-	-
Total Nurses	152	157	142	153	153	153	153
Ambulance personnel	-	-	-	-	-	-	-
Dentists, dental therapy, oral hygiene	6	8	10	8	8	8	8
Dieticians	3	4	5	4	4	4	4
Environmental health	1	1	1	1	1	1	1
Health sciences and medical technicians	-	-	-	-	-	-	-
Occupational therapists	3	3	6	4	4	4	4
Optometrists	3	4	4	4	4	4	4
Pharmacy assistants	6	6	6	6	6	6	6
Pharmacists	6	6	6	6	6	6	6
Physiotherapists	2	5	3	3	3	3	3
Psychologists	1	1	2	2	2	2	2
Radiographers	3	5	5	4	4	4	4
Speech and hearing therapists	2	2	3	2	2	2	2
Administrative	108	45	51	44	44	44	44
Admin Levels: 10 - <	107	104	99	99	99	99	99
Admin Levels: 11 - 12	1	-	-	-	-	-	-
Admin Levels: 13 - >	-	-	-	-	-	-	-
Total Hospital Personnel	317	270	269	260	260	260	260
Total personnel cost (R thousand)	100,345	112,020	118,568	113,206	112,888	118,532	125,407
Unit cost (R thousand)	317	415	441	436	435	456	483

Year: 2018/19
Hospital name: **Ellisras Hospital**

R thousand	2014/15	2015/16	2016/17	2017/18			2018/19	2019/20	2020/21
	Audited			Main Appropriation	Adjusted Appropriation	Revised Estimates	Medium-term estimates		
Receipts									
Transfer receipts from national	96,752	105,573	115,098	110,714	121,111	127,052	125,172	132,040	139,302
Equitable share	94,847	103,745	113,273	108,450	118,822	124,763	121,983	128,692	135,770
Conditional grants	1,905	1,828	1,825	2,264	2,289	2,289	3,189	3,348	3,532
National Tertiary Services Grant	-	-	-	-	-	-	-	-	-
Comprehensive HIV and Aids Grant	1,905	1,828	1,825	2,264	2,289	2,289	3,189	3,348	3,532
Hospital Revitalisation Grant	-	-	-	-	-	-	-	-	-
Health Professions Training and Development Grant	-	-	-	-	-	-	-	-	-
Funds from Provincial Own Revenue	1,391	1,212	1,420	2,028	2,028	2,028	2,123	2,242	2,366
Total receipts	98 143	106 785	116 518	112 742	123 139	129 080	127 295	134 282	141 668
Payments									
Current payments	97,759	106,428	116,277	112,436	122,989	128,922	127,045	134,018	141,389
Compensation of employees	83,907	92,238	99,244	97,166	106,155	111,463	113,722	119,977	126,575
Goods and services	13,852	14,190	17,033	15,270	16,834	17,460	13,323	14,042	14,814
<i>of which</i>									
Medical supplies	-	-	-	-	-	-	-	-	-
Medicine	-	-	-	-	-	-	-	-	-
Other (Specify)	13,852	14,190	17,033	15,270	16,834	17,460	13,323	14,042	14,814
Interest and rent on land	-	-	-	-	-	-	-	-	-
Transfers and subsidies to:	126	153	241	106	50	53	50	53	56
Municipalities	-	-	-	-	-	-	-	-	-
Household	126	153	241	106	50	53	50	53	56
Payments for capital assets	258	204	-	200	100	105	200	211	223
Buildings and other fixed structures	-	-	-	-	-	-	-	-	-
Machinery and equipment	258	204	-	200	100	105	200	211	223
Software and other intangible assets	-	-	-	-	-	-	-	-	-
Land and subsoil assets	-	-	-	-	-	-	-	-	-
Payments for financial assets	-	-	-	-	-	-	-	-	-
Unallocated contingency reserve	-	-	-	-	-	-	-	-	-
Total payments	98,143	106,785	116,518	112,742	123,139	129,080	127,295	134,282	141,668
Surplus/(deficit) before financing	-	-	-	-	-	-	-	-	-
Financing	-	-	-	-	-	-	-	-	-
Roll-overs	-	-	-	-	-	-	-	-	-
Surplus/(deficit) after financing	-	-	-	-	-	-	-	-	-

Ellisras Hospital - Personnel Numbers

Items	31 March 2014/15	31 March 2015/16	31 March 2016/17	31 March 2017/18	31 March 2018/19	31 March 2019/20	31 March 2020/21
Professionals							
Medical Practitioners	12	11	19	11	11	11	11
Medical Specialists	-	-	-	-	-	-	-
Total doctors	12	11	19	11	11	11	11
Professional Nurses	59	58	56	56	56	56	56
Nursing assistants and pupil nurses	115	108	111	112	112	112	112
Student nurses	-	-	-	-	-	-	-
Total Nurses	174	166	167	168	168	168	168
Ambulance personnel	-	-	-	-	-	-	-
Dentists, dental therapy, oral hygiene	5	5	7	6	6	6	6
Dieticians	4	4	4	4	4	4	4
Environmental health	2	2	-	-	-	-	-
Health sciences and medical technicians	-	-	-	-	-	-	-
Occupational therapists	3	4	4	4	4	4	4
Optometrists	3	3	3	3	3	3	3
Pharmacy assistants	4	4	4	4	4	4	4
Pharmacists	3	5	6	7	7	7	7
Physiotherapists	2	1	3	2	2	2	2
Psychologists	-	-	-	-	-	-	-
Radiographers	2	3	4	4	4	4	4
Speech and hearing therapists	2	2	2	3	3	3	3
Administrative	91	84	73	74	74	74	74
Admin Levels: 10 - <	91	84	73	74	74	74	74
Admin Levels: 11 - 12	-	-	-	-	-	-	-
Admin Levels: 13 - >	-	-	-	-	-	-	-
Total Hospital Personnel	307	294	296	290	290	290	290
Total personnel cost (R thousand)	83,907	92,238	99,244	111,463	93,404	98,074	103,763
Unit cost (R thousand)	273	314	335	384	322	338	358

Year: 2018/19
Hospital name: Witpoort Hospital

R thousand	2014/15	2015/16	2016/17	2017/18			2018/19	2019/20	2020/21
	Audited			Main Appropriation	Adjusted Appropriation	Revised Estimates	Medium-term estimates		
Receipts									
Transfer receipts from national	71,517	75,312	90,343	79,854	93,421	98,002	97,226	102,557	108,198
Equitable share	70,653	74,386	87,467	78,037	91,629	96,210	94,037	99,209	104,666
Conditional grants	864	926	2,876	1,817	1,792	1,792	3,189	3,348	3,532
National Tertiary Services Grant	-	-	-	-	-	-	-	-	-
Comprehensive HIV and Aids Grant	864	926	2,876	1,817	1,792	1,792	3,189	3,348	3,532
Hospital Revitalisation Grant	-	-	-	-	-	-	-	-	-
Health Professions Training and Development Grant	-	-	-	-	-	-	-	-	-
Funds from Provincial Own Revenue	950	982	1,170	1,290	1,290	1,290	1,351	1,426	1,505
Total receipts	72 467	76 294	91 513	81 144	94 711	99 292	98 577	103 983	109 703
Payments									
Current payments	72,226	75,504	91,362	80,891	94,361	98,924	98,327	103,719	109,425
Compensation of employees	63,808	67,838	79,314	71,034	83,625	87,806	90,172	95,131	100,364
Goods and services	8,418	7,666	12,048	9,857	10,736	11,118	8,155	8,588	9,061
of which									
Medical supplies	-	-	-	-	-	-	-	-	-
Medicine	-	-	-	-	-	-	-	-	-
Other (Specify)	8,418	7,666	12,048	9,857	10,736	11,118	8,155	8,588	9,061
Interest and rent on land	-	-	-	-	-	-	-	-	-
Transfers and subsidies to:	122	54	38	53	50	53	50	53	56
Municipalities	-	-	-	-	-	-	-	-	-
Household	122	54	38	53	50	53	50	53	56
Payments for capital assets	119	736	113	200	300	315	200	211	223
Buildings and other fixed structures	-	-	-	-	-	-	-	-	-
Machinery and equipment	119	736	113	200	300	315	200	211	223
Soft ware and other intangible assets	-	-	-	-	-	-	-	-	-
Land and subsoil assets	-	-	-	-	-	-	-	-	-
Payments for financial assets	-	-	-	-	-	-	-	-	-
Unallocated contingency reserve	-	-	-	-	-	-	-	-	-
Total payments	72,467	76,294	91,513	81,144	94,711	99,292	98,577	103,983	109,703
Surplus/(deficit) before financing	-	-	-	-	-	-	-	-	-
Financing	-	-	-	-	-	-	-	-	-
Roll-overs	-	-	-	-	-	-	-	-	-
Surplus/(deficit) after financing	-	-	-	-	-	-	-	-	-

Witpoort Hospital - Personnel Numbers

Items	31 March 2014/15	31 March 2015/16	31 March 2016/17	31 March 2017/18	31 March 2018/19	31 March 2019/20	31 March 2020/21
Professionals							
Medical Practitioners	8	9	14	7	7	7	7
Medical Specialists	-	-	-	-	-	-	-
Total doctors	8	9	14	7	7	7	7
Professional Nurses	37	41	41	41	41	41	41
Nursing assistants and pupil nurses	76	72	71	71	71	71	71
Student nurses	-	-	-	-	-	-	-
Total Nurses	113	113	112	112	112	112	112
Ambulance personnel	-	-	-	-	-	-	-
Dentists, dental therapy, oral hygiene	3	5	8	6	6	6	6
Dieticians	2	3	2	2	2	2	2
Environmental health	1	1	1	1	1	1	1
Health sciences and medical technicians	-	-	-	-	-	-	-
Occupational therapists	2	2	3	2	2	2	2
Optometrists	2	3	3	3	3	3	3
Pharmacy assistants	2	2	2	2	2	2	2
Pharmacists	4	7	7	6	6	6	6
Physiotherapists	1	1	1	1	1	1	1
Psychologists	-	-	-	-	-	-	-
Radiographers	2	3	2	2	2	2	2
Speech and hearing therapists	1	-	-	-	-	-	-
Administrative	84	83	81	81	81	81	81
Admin Levels: 10 - <	84	82	80	80	80	80	80
Admin Levels: 11 - 12	-	1	1	1	1	1	1
Admin Levels: 13 - >	-	-	-	-	-	-	-
Total Hospital Personnel	226	233	236	226	226	226	226
Total personnel cost(R thousand)	63,808	67,838	79,314	87,806	69,003	72,453	76,655
Unit cost (R thousand)	283	292	336	389	306	321	340

Year: 2018/19
Hospital name: Voortrekker Hospital

R thousand	2014/15	2015/16	2016/17	2017/18			2018/19	2019/20	2020/21
	Audited			Main Appropriation	Adjusted Appropriation	Revised Estimates	Medium-term estimates		
Receipts									
Transfer receipts from national	134,482	154,147	177,898	157,197	180,856	189,693	185,061	195,223	205,960
Equitable share	131,431	150,874	174,045	153,021	176,730	185,567	181,872	191,875	202,428
Conditional grants	3,051	3,273	3,853	4,176	4,126	4,126	3,189	3,348	3,532
National Tertiary Services Grant	-	-	-	-	-	-	-	-	-
Comprehensive HIV and Aids Grant	3,051	3,273	3,853	4,176	4,126	4,126	3,189	3,348	3,532
Hospital Revitalisation Grant	-	-	-	-	-	-	-	-	-
Health Professions Training and Development Grant	-	-	-	-	-	-	-	-	-
Funds from Provincial Own Revenue	1,545	1,489	2,140	3,059	3,059	3,059	3,203	3,382	3,568
Total receipts	136 027	155 636	180 038	160 256	183 915	192 752	188 264	198 605	209 528
Payments									
Current payments	135,335	155,172	179,549	159,950	182,959	191,748	187,564	197,866	208,749
Compensation of employees	118,301	134,797	154,287	135,462	159,162	167,120	168,060	177,303	187,055
Goods and services	17,034	20,375	25,262	24,488	23,797	24,628	19,504	20,563	21,694
of which									
Medical supplies	-	-	-	-	-	-	-	-	-
Medicine	-	-	-	-	-	-	-	-	-
Other (Specify)	17,034	20,375	25,262	24,488	23,797	24,628	19,504	20,563	21,694
Interest and rent on land	-	-	-	-	-	-	-	-	-
Transfers and subsidies to:	499	265	309	106	506	531	400	422	445
Municipalities	-	-	-	-	-	-	-	-	-
Household	499	265	309	106	506	531	400	422	445
Payments for capital assets	193	199	180	200	450	473	300	317	334
Buildings and other fixed structures	-	-	-	-	-	-	-	-	-
Machinery and equipment	193	199	180	200	450	473	300	317	334
Softw are and other intangible assets	-	-	-	-	-	-	-	-	-
Land and subsoil assets	-	-	-	-	-	-	-	-	-
Payments for financial assets	-	-	-	-	-	-	-	-	-
Unallocated contingency reserve	-	-	-	-	-	-	-	-	-
Total payments	136,027	155,636	180,038	160,256	183,915	192,752	188,264	198,605	209,528
Surplus/(deficit) before financing	-	-	-	-	-	-	-	-	-
Financing	-	-	-	-	-	-	-	-	-
Roll-overs	-	-	-	-	-	-	-	-	-
Surplus/(deficit) after financing	-	-	-	-	-	-	-	-	-

Voortrekker Hospital - Personnel Numbers

Items	31 March 2014/15	31 March 2015/16	31 March 2016/17	31 March 2017/18	31 March 2018/19	31 March 2019/20	31 March 2020/21
Professionals							
Medical Practitioners	21	32	31	28	28	28	28
Medical Specialists	-	-	-	-	-	-	-
Total doctors	21	32	31	28	28	28	28
Professional Nurses	85	78	76	76	76	76	76
Nursing assistants and pupil nurses	85	93	98	100	100	100	100
Student nurses	-	-	-	-	-	-	-
Total Nurses	170	171	174	176	176	176	176
Ambulance personnel	-	-	-	-	-	-	-
Dentists, dental therapy, oral hygiene	6	6	11	9	9	9	9
Dieticians	4	5	5	5	5	5	5
Environmental health	1	1	1	1	1	1	1
Health sciences and medical technicians	-	-	-	-	-	-	-
Occupational therapists	3	4	6	5	5	5	5
Optometrists	2	4	3	3	3	3	3
Pharmacy assistants	7	9	9	9	9	9	9
Pharmacists	7	10	11	10	10	10	10
Physiotherapists	2	5	6	4	4	4	6
Psychologists	3	5	5	5	5	5	5
Radiographers	3	6	6	6	6	6	6
Speech and hearing therapists	2	3	2	3	3	3	3
Administrative	146	152	148	150	150	150	150
Admin Levels: 10 - <	146	152	148	150	150	150	150
Admin Levels: 11 - 12	-	-	-	-	-	-	-
Admin Levels: 13 - >	-	-	-	-	-	-	-
Total Hospital Personnel	378	413	418	414	414	414	416
Total personnel cost(R thousand)	118,301	134,797	154,287	167,120	133,618	140,299	148,436
Unit cost (R thousand)	313	326	369	403	323	339	357

Year: 2018/19
Summary: Regional Hospitals

R thousand	2014/15	2015/16	2016/17	2017/18			2018/19	2019/20	2020/21
	Audited			Main Appropriation	Adjusted Appropriation	Revised Estimates	Medium-term estimates		
Receipts									
Transfer receipts from national	1,466,613	1,571,089	1,814,053	1,654,903	1,784,394	1,871,757	1,881,962	1,985,076	2,092,352
Equitable share	1,427,769	1,517,808	1,751,009	1,587,167	1,717,683	1,804,776	1,791,772	1,890,319	1,994,287
Conditional grants	38,844	53,281	63,044	67,736	66,711	66,981	90,190	94,757	98,065
<i>National Tertiary Services Grant</i>	3,278	-	-	-	-	-	-	-	-
<i>Comprehensive HIV and Aids Grant</i>	21,745	20,243	20,814	18,034	16,475	16,745	36,401	38,277	40,382
<i>Hospital Revitalisation Grant</i>	-	-	-	-	-	-	-	-	-
<i>Health Professions Training and Development Grant</i>	13,821	33,038	42,230	49,702	50,236	50,236	53,789	56,480	57,683
Funds from Provincial Own Revenue	16,336	16,947	24,795	30,791	30,791	30,791	32,239	34,044	35,917
Total receipts	1 482 949	1 588 036	1 838 848	1 685 694	1 815 185	1 902 548	1 914 201	2 019 120	2 128 269
Payments									
Current payments	1,474,172	1,577,410	1,822,420	1,676,047	1,797,813	1,887,932	1,904,266	2,008,639	2,117,212
Compensation of employees	1,293,878	1,404,925	1,572,927	1,485,804	1,565,279	1,643,543	1,669,375	1,761,191	1,858,056
Goods and services	180,294	172,485	249,493	190,243	232,534	244,389	234,891	247,448	259,156
<i>of which</i>									
<i>Medical supplies</i>	-	-	-	-	-	-	-	-	-
<i>Medicine</i>	-	-	-	-	-	-	-	-	-
<i>Other (Specify)</i>	180,294	172,485	249,493	190,243	232,534	244,389	234,891	247,448	259,156
<i>Interest and rent on land</i>	-	-	-	-	-	-	-	-	-
Transfers and subsidies to:	6,486	5,714	7,832	300	6,925	5,093	303	320	337
Municipalities	31	12	-	-	25	11	-	-	-
Departmental agencies and accounts	-	-	-	-	-	-	-	-	-
Universities and Technikon	-	-	-	-	-	-	-	-	-
Household	6,455	5,702	7,832	300	6,900	5,083	303	320	337
Payments for capital assets	2,291	4,912	8,596	9,347	10,447	9,524	9,632	10,162	10,721
Buildings and other fixed structures	-	-	-	-	-	-	-	-	-
Machinery and equipment	2,291	4,912	8,596	9,347	10,447	9,524	9,632	10,162	10,721
Softw are and other intangible assets	-	-	-	-	-	-	-	-	-
Land and subsoil assets	-	-	-	-	-	-	-	-	-
Payments for financial assets	-	-	-	-	-	-	-	-	-
Unallocated contingency reserve	-	-	-	-	-	-	-	-	-
Total payments	1,482,949	1,588,036	1,838,848	1,685,694	1,815,185	1,902,549	1,914,201	2,019,120	2,128,270
Surplus/(deficit) before financing	-	-	-	-	-	-	-	-	-
Financing	-	-	-	-	-	-	-	-	-
Roll-overs	-	-	-	-	-	-	-	-	-
Surplus/(deficit) after financing	-	-	-	-	-	-	-	-	-

Summary of Regional Hospital Personnel Numbers

Items	31 March 2014/15	31 March 2015/16	31 March 2016/17	31 March 2017/18	31 March 2018/19	31 March 2019/20	31 March 2020/21
Professionals							
Medical Practitioners	218	236	287	240	240	240	240
Medical Specialists	16	21	19	19	19	19	19
Total doctors	234	257	306	259	259	259	259
Professional Nurses	1,044	1,015	994	994	994	994	994
Nursing assistants and pupil nurses	1,196	1,472	1,213	795	795	795	795
Student nurses	-	-	1	6	6	6	6
Total Nurses	2,240	2,487	2,208	1,795	1,795	1,795	1,795
Ambulance personnel	-	-	-	-	-	-	-
Dentists, dental therapy, oral hygiene	40	42	74	37	37	37	37
Dieticians	32	38	30	32	32	32	32
Environmental health	11	8	11	9	9	9	9
Health sciences and medical technicians	3	-	-	-	-	-	-
Occupational therapists	29	31	48	30	30	30	30
Optometrists	20	20	18	18	18	18	18
Pharmacy assistants	60	58	60	60	60	60	60
Pharmacists	59	73	78	76	76	76	76
Physiotherapists	33	34	35	32	32	32	32
Psychologists	20	19	18	18	18	18	18
Radiographers	39	42	42	38	38	38	38
Speech and hearing therapists	16	17	20	16	16	16	16
Administrative	1,441	1,325	980	1,252	1,253	1,253	1,253
Admin Levels: 10 - <	1,416	1,311	968	1,240	1,240	1,240	1,240
Admin Levels: 11 - 12	10	9	8	8	8	8	8
Admin Levels: 13 - >	5	5	4	4	4	4	4
Total Hospital Personnel	4,277	4,451	3,928	3,672	3,673	3,673	3,673
Total personnel cost(R thousand)	1,293,878	1,404,925	1,572,927	1,643,543	1,669,375	1,761,191	1,858,056
Unit cost (R thousand)	303	316	400	448	454	479	506

CONTINUES ON PAGE 258 - PART 3



LIMPOPO PROVINCE
 LIMPOPO PROVINSIE
 XIFUNDZANKULU XA LIMPOPO
 PROFENSE YA LIMPOPO
 VUNDU LA LIMPOPO
 IPHROVINSI YELIMPOPO

**Provincial Gazette • Provinsiale Koerant • Gazete ya Xifundzankulu
 Kuranta ya Profense • Gazethe ya Vundu**

*(Registered as a newspaper) • (As 'n nuusblad geregistreer) • (Yi rhijistariwile tanihi Nyuziphepha)
 (E ngwadisits'we bjalo ka Kuranta) • (Yo redzhistariwa sa Nyusiphepha)*

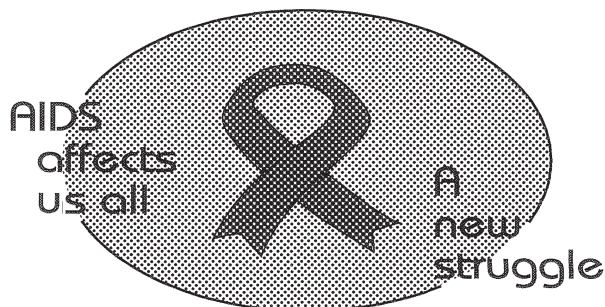
Vol. 25

POLOKWANE,
 23 MARCH 2018
 23 MAART 2018
 23 NYENYANKULU 2018
 23 MATŠHE 2018
 23 THAFAMUHWÉ 2018

No. 2891

PART 3 OF 3

We all have the power to prevent AIDS



**AIDS
 HELPLINE**

0800 012 322

DEPARTMENT OF HEALTH

Prevention is the cure

N.B. The Government Printing Works will not be held responsible for the quality of "Hard Copies" or "Electronic Files" submitted for publication purposes

ISSN 1682-4563



Year: 2018/19
Hospital name: ST Ritas Reg. Hospital

R thousand	2014/15	2015/16	2016/17	2017/18			2018/19	2019/20	2020/21
	Audited			Main Appropriation	Adjusted Appropriation	Revised Estimates	Medium-term estimates		
Receipts									
Transfer receipts from national	244,407	264,985	297,705	281,764	302,426	316,940	316,798	334,151	352,021
Equitable share	240,820	258,906	288,941	269,936	290,282	304,796	303,356	320,041	337,643
Conditional grants	3,587	6,079	8,764	11,828	12,144	12,144	13,442	14,110	14,378
National Tertiary Services Grant	-	-	-	-	-	-	-	-	-
Comprehensive HIV and Aids Grant	1,811	2,680	4,281	3,965	4,281	4,281	4,645	4,873	5,141
Hospital Revitalisation Grant	-	-	-	-	-	-	-	-	-
Health Professions Training and Development Grant	1,776	3,399	4,483	7,863	7,863	7,863	8,797	9,237	9,237
Funds from Provincial Own Revenue	2,503	2,784	3,637	4,846	4,846	4,846	5,074	5,358	5,653
Total receipts	246 910	267 769	301 342	286 610	307 272	321 786	321 872	339 509	357 674
Payments									
Current payments	245,780	266,000	298,766	283,347	302,509	316,785	318,816	336,285	354,273
Compensation of employees	216,924	238,199	260,629	253,032	264,122	277,328	281,645	297,135	313,478
Goods and services	28,856	27,801	38,137	30,315	38,387	39,457	37,171	39,149	40,795
of which									
Medical supplies	-	-	-	-	-	-	-	-	-
Medicine	-	-	-	-	-	-	-	-	-
Other (Specify)	28,856	27,801	38,137	30,315	38,387	39,457	37,171	39,149	40,795
Interest and rent on land	-	-	-	-	-	-	-	-	-
Transfers and subsidies to:	971	960	854	50	1,250	1,313	50	53	56
Municipalities	15	-	-	-	-	-	-	-	-
Household	956	960	854	50	1,250	1,313	50	53	56
Payments for capital assets	159	809	1,722	3,213	3,513	3,689	3,006	3,171	3,346
Buildings and other fixed structures	-	-	-	-	-	-	-	-	-
Machinery and equipment	159	809	1,722	3,213	3,513	3,689	3,006	3,171	3,346
Software and other intangible assets	-	-	-	-	-	-	-	-	-
Land and subsoil assets	-	-	-	-	-	-	-	-	-
Payments for financial assets	-	-	-	-	-	-	-	-	-
Unallocated contingency reserve	-	-	-	-	-	-	-	-	-
Total payments	246,910	267,769	301,342	286,610	307,272	321,786	321,872	339,509	357,674
Surplus/(deficit) before financing	-	-	-	-	-	-	-	-	-
Financing	-	-	-	-	-	-	-	-	-
Roll-overs	-	-	-	-	-	-	-	-	-
Surplus/(deficit) after financing	-	-	-	-	-	-	-	-	-

ST Ritas Hospital - Personnel Numbers

Items	31 March 2014/15	31 March 2015/16	31 March 2016/17	31 March 2017/18	31 March 2018/19	31 March 2019/20	31 March 2020/21
Professionals							
Medical Practitioners	35	32	43	30	30	30	30
Medical Specialists	1	2	2	2	2	2	2
Total doctors	36	34	45	32	32	32	32
Professional Nurses	161	154	147	145	145	145	145
Nursing assistants and pupil nurses	148	233	221	108	108	108	108
Student nurses	-	-	-	-	-	-	-
Total Nurses	309	387	368	253	253	253	253
Ambulance personnel	-	-	-	-	-	-	-
Dentists, dental therapy, oral hygiene	8	8	13	7	7	7	7
Dieticians	6	6	4	4	4	4	4
Environmental health	2	2	2	2	2	2	2
Health sciences and medical technicians	-	-	-	-	-	-	-
Occupational therapists	3	5	10	5	5	5	5
Optometrists	4	4	3	3	3	3	3
Pharmacy assistants	15	15	16	16	16	16	16
Pharmacists	13	14	16	16	16	16	16
Physiotherapists	4	5	6	5	5	5	5
Psychologists	3	4	4	4	4	4	4
Radiographers	8	8	8	7	7	7	7
Speech and hearing therapists	4	4	3	3	3	3	3
Administrative	286	261	-	258	258	258	258
Admin Levels: 10 - <	285	260	-	258	258	258	258
Admin Levels: 11 - 12	-	-	-	-	-	-	-
Admin Levels: 13 - >	1	1	-	-	-	-	-
Total Hospital Personnel	701	757	498	615	615	615	615
Total personnel cost (R thousand)	216,924	238,199	260,629	277,328	281,645	297,135	313,478
Unit cost (R thousand)	309	315	523	451	458	483	510

Year: 2018/19
Hospital name: Tshildzini Reg. Hospital

R thousand	2014/15	2015/16	2016/17	2017/18			2018/19	2019/20	2020/21
	Audited			Main Appropriation	Adjusted Appropriation	Revised Estimates	Medium-term estimates		
Receipts									
Transfer receipts from national Equitable share	362,868	390,664	462,046	407,734	455,674	478,025	481,851	508,270	535,591
Conditional grants	13,911	14,632	15,719	15,102	14,052	14,322	21,248	22,334	22,928
National Tertiary Services Grant	2,747	-	-	-	-	-	-	-	-
Comprehensive HIV and Aids Grant	9,012	5,834	4,747	4,632	3,582	3,852	10,254	10,790	11,384
Hospital Revitalisation Grant	-	-	-	-	-	-	-	-	-
Health Professions Training and Development Grant	2,152	8,798	10,972	10,470	10,470	10,470	10,994	11,544	11,544
Funds from Provincial Own Revenue	6,767	6,040	8,026	10,030	10,030	10,030	10,502	11,090	11,700
Total receipts	369 635	396 704	470 072	417 764	465 704	488 055	492 353	519 360	547 291
Payments									
Current payments	366,532	393,027	465,620	416,514	462,494	485,855	491,103	518,042	545,900
Compensation of employees	320,770	350,326	399,406	367,343	403,455	423,628	428,866	452,454	477,339
Goods and services	45,762	42,701	66,214	49,171	59,039	62,227	62,237	65,588	68,561
of which									
Medical supplies	-	-	-	-	-	-	-	-	-
Medicine	-	-	-	-	-	-	-	-	-
Other (Specify)	45,762	42,701	66,214	49,171	59,039	62,227	62,237	65,588	68,561
Interest and rent on land	-	-	-	-	-	-	-	-	-
Transfers and subsidies to:	1,688	1,699	2,632	50	1,210	1,200	50	53	56
Municipalities	-	-	-	-	10	-	-	-	-
Household	1,688	1,699	2,632	50	1,200	1,200	50	53	56
Payments for capital assets	1,415	1,978	1,820	1,200	2,000	1,000	1,200	1,266	1,336
Buildings and other fixed structures	-	-	-	-	-	-	-	-	-
Machinery and equipment	1,415	1,978	1,820	1,200	2,000	1,000	1,200	1,266	1,336
Software and other intangible assets	-	-	-	-	-	-	-	-	-
Land and subsoil assets	-	-	-	-	-	-	-	-	-
Payments for financial assets	-	-	-	-	-	-	-	-	-
Unallocated contingency reserve	-	-	-	-	-	-	-	-	-
Total payments	369,635	396,704	470,072	417,764	465,704	488,055	492,353	519,360	547,291
Surplus/(deficit) before financing	-	-	-	-	-	-	-	-	-
Financing	-	-	-	-	-	-	-	-	-
Roll-overs	-	-	-	-	-	-	-	-	-
Surplus/(deficit) after financing	-	-	-	-	-	-	-	-	-

Tshildzini hospital - Personnel Numbers

Items	31 March 2014/15	31 March 2015/16	31 March 2016/17	31 March 2017/18	31 March 2018/19	31 March 2019/20	31 March 2020/21
Professionals							
Medical Practitioners	48	48	69	53	53	53	53
Medical Specialists	4	4	4	4	4	4	4
Total doctors	52	52	73	57	57	57	57
Professional Nurses	302	304	301	302	302	302	302
Nursing assistants and pupil nurses	299	334	288	291	291	291	291
Student nurses	-	-	-	-	-	-	-
Total Nurses	601	638	589	593	593	593	593
Ambulance personnel	-	-	-	-	-	-	-
Dentists, dental therapy, oral hygiene	8	10	17	8	8	8	8
Dieticians	7	7	5	5	5	5	5
Environmental health	2	2	2	2	2	2	2
Health sciences and medical technicians	-	-	-	-	-	-	-
Occupational therapists	5	6	12	6	6	6	6
Optometrists	3	3	3	3	3	3	3
Pharmacy assistants	10	13	14	14	14	14	14
Pharmacists	9	10	10	10	10	10	10
Physiotherapists	8	8	7	8	8	8	8
Psychologists	3	3	2	2	2	2	2
Radiographers	6	8	10	7	7	7	7
Speech and hearing therapists	3	4	3	3	3	3	3
Administrative	366	331	304	308	308	308	308
Admin Levels: 10 - <	363	328	301	305	305	305	305
Admin Levels: 11 - 12	2	2	2	2	2	2	2
Admin Levels: 13 - >	1	1	1	1	1	1	1
Total Hospital Personnel	1,083	1,095	1,051	1,026	1,027	1,027	1,027
Total personnel cost(R thousand)	320,770	350,326	399,406	423,628	428,866	452,454	477,339
Unit cost (R thousand)	296	320	380	413	418	441	465

Year: 2018/19
Hospital name: Letaba Reg. Hospital

R thousand	2014/15	2015/16	2016/17	2017/18			2018/19	2019/20	2020/21
	Audited			Main Appropriation	Adjusted Appropriation	Revised Estimates	Medium-term estimates		
Receipts									
Transfer receipts from national	324,193	335,928	381,971	353,811	372,209	390,294	393,073	414,620	436,906
Equitable share	319,527	327,731	372,659	343,395	361,693	379,778	376,715	397,434	419,293
Conditional grants	4,666	8,197	9,312	10,416	10,516	10,516	16,358	17,186	17,613
National Tertiary Services Grant	-	-	-	-	-	-	-	-	-
Comprehensive HIV and Aids Grant	2,061	2,478	2,288	1,873	1,973	1,973	7,387	7,766	8,193
Hospital Revitalisation Grant	-	-	-	-	-	-	-	-	-
Health Professions Training and Development Grant	2,605	5,719	7,024	8,543	8,543	8,543	8,971	9,420	9,420
Funds from Provincial Own Revenue	3,194	3,418	5,891	6,348	6,348	6,348	6,646	7,018	7,404
Total receipts	327 387	339 346	387 862	360 159	378 557	396 642	399 719	421 638	444 310
Payments									
Current payments	325,883	337,824	384,991	358,949	375,397	395,426	398,550	420,404	443,008
Compensation of employees	289,311	302,341	334,957	318,653	328,243	344,655	350,478	369,754	390,091
Goods and services	36,572	35,483	50,034	40,296	47,154	50,771	48,072	50,650	52,918
of which									
Medical supplies	-	-	-	-	-	-	-	-	-
Medicine	-	-	-	-	-	-	-	-	-
Other (Specify)	36,572	35,483	50,034	40,296	47,154	50,771	48,072	50,650	52,918
Interest and rent on land	-	-	-	-	-	-	-	-	-
Transfers and subsidies to:	1,247	961	1,349	100	2,050	50	103	109	115
Municipalities	-	-	-	-	-	-	-	-	-
Household	1,247	961	1,349	100	2,050	50	103	109	115
Payments for capital assets	257	561	1,522	1,110	1,110	1,166	1,066	1,125	1,186
Buildings and other fixed structures	-	-	-	-	-	-	-	-	-
Machinery and equipment	257	561	1,522	1,110	1,110	1,166	1,066	1,125	1,186
Software and other intangible assets	-	-	-	-	-	-	-	-	-
Land and subsoil assets	-	-	-	-	-	-	-	-	-
Payments for financial assets	-	-	-	-	-	-	-	-	-
Unallocated contingency reserve	-	-	-	-	-	-	-	-	-
Total payments	327,387	339,346	387,862	360,159	378,557	396,642	399,719	421,638	444,310
Surplus/(deficit) before financing	-	-	-	-	-	-	-	-	-
Financing	-	-	-	-	-	-	-	-	-
Roll-overs	-	-	-	-	-	-	-	-	-
Surplus/(deficit) after financing	-	-	-	-	-	-	-	-	-

Letaba Hospital - Personnel Numbers

Items	31 March 2014/15	31 March 2015/16	31 March 2016/17	31 March 2017/18	31 March 2018/19	31 March 2019/20	31 March 2020/21
Professionals							
Medical Practitioners	51	58	60	56	56	56	56
Medical Specialists	4	4	4	4	4	4	4
Total doctors	55	62	64	60	60	60	60
Professional Nurses	222	212	212	216	216	216	216
Nursing assistants and pupil nurses	332	484	291	169	169	169	169
Student nurses	-	-	1	6	6	6	6
Total Nurses	554	696	504	391	391	391	391
Ambulance personnel	-	-	-	-	-	-	-
Dentists, dental therapy, oral hygiene	8	7	14	6	6	6	6
Dieticians	7	8	7	8	8	8	8
Environmental health	5	2	2	1	1	1	1
Health sciences and medical technicians	3	-	-	-	-	-	-
Occupational therapists	10	7	8	7	7	7	7
Optometrists	5	4	4	4	4	4	4
Pharmacy assistants	15	12	12	12	12	12	12
Pharmacists	10	12	14	13	13	13	13
Physiotherapists	7	5	6	5	5	5	5
Psychologists	7	5	5	5	5	5	5
Radiographers	8	7	9	9	9	9	9
Speech and hearing therapists	3	3	4	3	3	3	3
Administrative	284	284	260	264	264	264	264
Admin Levels: 10 - <	280	280	256	260	260	260	260
Admin Levels: 11 - 12	3	3	3	3	3	3	3
Admin Levels: 13 - >	1	1	1	1	1	1	1
Total Hospital Personnel	981	1,114	913	788	788	788	788
Total personnel cost (R thousand)	289,311	302,341	334,957	344,655	350,478	369,754	390,091
Unit cost (R thousand)	295	271	367	437	445	469	495

Year: 2018/19
Hospital name: Philadelphia Hospital

R thousand	2014/15	2015/16	2016/17	2017/18			2018/19	2019/20	2020/21
	Audited			Main Appropriation	Adjusted Appropriation	Revised Estimates	Medium-term estimates		
Receipts									
Transfer receipts from national	254,480	270,736	319,702	292,447	308,461	323,352	327,890	345,865	364,628
Equitable share	247,144	267,304	311,773	281,286	297,816	312,707	311,443	328,572	346,644
Conditional grants	7,336	3,432	7,929	11,161	10,645	10,645	16,447	17,293	17,984
National Tertiary Services Grant	531	-	-	-	-	-	-	-	-
Comprehensive HIV and Aids Grant	5,223	1,968	4,296	4,006	2,956	2,956	7,874	8,291	8,747
Hospital Revitalisation Grant	-	-	-	-	-	-	-	-	-
Health Professions Training and Development Grant	1,582	1,464	3,633	7,155	7,689	7,689	8,573	9,002	9,237
Funds from Provincial Own Revenue	2,026	2,784	4,136	4,725	4,725	4,725	4,947	5,224	5,511
Total receipts	256 506	273 520	323 838	297 172	313 186	328 077	332 837	351 089	370 139
Payments									
Current payments	255,638	271,703	321,139	294,222	309,431	324,485	329,887	347,977	366,856
Compensation of employees	222,798	239,866	266,185	258,734	266,234	279,546	286,398	302,150	318,768
Goods and services	32,840	31,837	54,954	35,488	43,197	44,939	43,489	45,827	48,087
of which									
Medical supplies	-	-	-	-	-	-	-	-	-
Medicine	-	-	-	-	-	-	-	-	-
Other (Specify)	32,840	31,837	54,954	35,488	43,197	44,939	43,489	45,827	48,087
Interest and rent on land	-	-	-	-	-	-	-	-	-
Transfers and subsidies to:	565	838	1,081	50	855	893	50	53	56
Municipalities	16	12	-	-	5	-	-	-	-
Household	549	826	1,081	50	850	893	50	53	56
Payments for capital assets	303	979	1,618	2,900	2,900	2,700	2,900	3,060	3,228
Buildings and other fixed structures	-	-	-	-	-	-	-	-	-
Machinery and equipment	303	979	1,618	2,900	2,900	2,700	2,900	3,060	3,228
Software and other intangible assets	-	-	-	-	-	-	-	-	-
Land and subsoil assets	-	-	-	-	-	-	-	-	-
Payments for financial assets	-	-	-	-	-	-	-	-	-
Unallocated contingency reserve	-	-	-	-	-	-	-	-	-
Total payments	256,506	273,520	323,838	297,172	313,186	328,077	332,837	351,089	370,139
Surplus/(deficit) before financing	-	-	-	-	-	-	-	-	-
Financing	-	-	-	-	-	-	-	-	-
Roll-overs	-	-	-	-	-	-	-	-	-
Surplus/(deficit) after financing	-	-	-	-	-	-	-	-	-

Philadelphia Hospital - Personnel Numbers

Items	31 March 2014/15	31 March 2015/16	31 March 2016/17	31 March 2017/18	31 March 2018/19	31 March 2019/20	31 March 2020/21
Professionals							
Medical Practitioners	31	35	45	37	37	37	37
Medical Specialists	1	1	1	1	1	1	1
Total doctors	32	36	46	38	38	38	38
Professional Nurses	219	197	189	187	187	187	187
Nursing assistants and pupil nurses	225	230	224	121	121	121	121
Student nurses	-	-	-	-	-	-	-
Total Nurses	444	427	413	308	308	308	308
Ambulance personnel	-	-	-	-	-	-	-
Dentists, dental therapy, oral hygiene	9	8	13	8	8	8	8
Dieticians	7	7	6	7	7	7	7
Environmental health	2	2	2	2	2	2	2
Health sciences and medical technicians	-	-	-	-	-	-	-
Occupational therapists	7	7	7	6	6	6	6
Optometrists	4	4	4	4	4	4	4
Pharmacy assistants	11	7	7	7	7	7	7
Pharmacists	17	19	20	18	18	18	18
Physiotherapists	8	8	8	7	7	7	7
Psychologists	3	3	2	2	2	2	2
Radiographers	9	10	10	9	9	9	9
Speech and hearing therapists	2	2	5	2	2	2	2
Administrative	202	178	161	164	164	164	164
Admin Levels: 10 - <	199	175	158	161	161	161	161
Admin Levels: 11 - 12	2	2	2	2	2	2	2
Admin Levels: 13 - >	1	1	1	1	1	1	1
Total Hospital Personnel	757	718	704	582	582	582	582
Total personnel cost(R thousand)	222,798	239,866	266,185	279,546	286,398	302,150	318,768
Unit cost (R thousand)	294	334	378	480	492	519	547

Year: 2018/19
Hospital name: Mokopane Reg. Hospital

R thousand	2014/15	2015/16	2016/17	2017/18			2018/19	2019/20	2020/21
	Audited			Main Appropriation	Adjusted Appropriation	Revised Estimates	Medium-term estimates		
Receipts									
Transfer receipts from national	280,665	308,776	352,629	319,147	345,624	363,147	362,350	382,170	403,206
Equitable share	271,321	287,835	331,309	299,918	326,270	343,793	339,655	358,336	378,045
Conditional grants	9,344	20,941	21,320	19,229	19,354	19,354	22,695	23,834	25,162
National Tertiary Services Grant	-	-	-	-	-	-	-	-	-
Comprehensive HIV and Aids Grant	3,638	7,283	5,202	3,558	3,683	3,683	6,241	6,557	6,917
Hospital Revitalisation Grant	-	-	-	-	-	-	-	-	-
Health Professions Training and Development Grant	5,706	13,658	16,118	15,671	15,671	15,671	16,454	17,277	18,245
Funds from Provincial Own Revenue	1,846	1,921	3,105	4,842	4,842	4,842	5,070	5,354	5,649
Total receipts	282 511	310 697	355 734	323 989	350 466	367 989	367 420	387 524	408 855
Payments									
Current payments	280,339	308,856	351,904	323,015	347,982	365,381	365,910	385,931	407,174
Compensation of employees	244,075	274,193	311,750	288,042	303,225	318,386	321,988	339,697	358,381
Goods and services	36,264	34,663	40,154	34,973	44,757	46,995	43,922	46,234	48,794
of which									
Medical supplies	-	-	-	-	-	-	-	-	-
Medicine	-	-	-	-	-	-	-	-	-
Other (Specify)	36,264	34,663	40,154	34,973	44,757	46,995	43,922	46,234	48,794
Interest and rent on land	-	-	-	-	-	-	-	-	-
Transfers and subsidies to:	2,015	1,256	1,916	50	1,560	1,638	50	53	56
Municipalities	-	-	-	-	10	11	-	-	-
Household	2,015	1,256	1,916	50	1,550	1,628	50	53	56
Payments for capital assets	157	585	1,914	924	924	970	1,460	1,540	1,625
Buildings and other fixed structures	-	-	-	-	-	-	-	-	-
Machinery and equipment	157	585	1,914	924	924	970	1,460	1,540	1,625
Soft ware and other intangible assets	-	-	-	-	-	-	-	-	-
Land and subsoil assets	-	-	-	-	-	-	-	-	-
Payments for financial assets	-	-	-	-	-	-	-	-	-
Unallocated contingency reserve	-	-	-	-	-	-	-	-	-
Total payments	282,511	310,697	355,734	323,989	350,466	367,989	367,420	387,524	408,855
Surplus/(deficit) before financing	-	-	-	-	-	-	-	-	-
Financing	-	-	-	-	-	-	-	-	-
Roll-overs	-	-	-	-	-	-	-	-	-
Surplus/(deficit) after financing	-	-	-	-	-	-	-	-	-

Mokopane Hospital - Personnel Numbers

Items	31 March 2014/15	31 March 2015/16	31 March 2016/17	31 March 2017/18	31 March 2018/19	31 March 2019/20	31 March 2020/21
Professionals							
Medical Practitioners	53	63	70	64	64	64	64
Medical Specialists	6	10	8	8	8	8	8
Total doctors	59	73	78	72	72	72	72
Professional Nurses	140	148	145	144	144	144	144
Nursing assistants and pupil nurses	192	191	189	106	106	106	106
Student nurses	-	-	-	-	-	-	-
Total Nurses	332	339	334	250	250	250	250
Ambulance personnel	-	-	-	-	-	-	-
Dentists, dental therapy, oral hygiene	7	9	17	8	8	8	8
Dieticians	5	10	8	8	8	8	8
Environmental health	-	-	3	2	2	2	2
Health sciences and medical technicians	-	-	-	-	-	-	-
Occupational therapists	4	6	11	6	6	6	6
Optometrists	4	5	4	4	4	4	4
Pharmacy assistants	9	11	11	11	11	11	11
Pharmacists	10	18	18	19	19	19	19
Physiotherapists	6	8	8	7	7	7	7
Psychologists	4	4	5	5	5	5	5
Radiographers	8	9	5	6	6	6	6
Speech and hearing therapists	4	4	5	4	4	4	4
Administrative	293	271	255	258	258	258	258
Admin Levels: 10 - <	289	268	253	256	256	256	256
Admin Levels: 11 - 12	3	2	1	1	1	1	1
Admin Levels: 13 - >	1	1	1	1	1	1	1
Total Hospital Personnel	745	767	762	660	660	660	660
Total personnel cost(R thousand)	244,075	274,193	311,750	318,386	321,988	339,697	358,381
Unit cost (R thousand)	328	357	409	482	488	514	543

Year: 2018/19

Summary : Psychiatric Hospitals

R thousand	2014/15	2015/16	2016/17	2017/18			2018/19	2019/20	2020/21
	Audited			Main Appropriation	Adjusted Appropriation	Revised Estimates	Medium-term estimates		
Receipts									
Transfer receipts from national	410,178	440,605	489,525	463,442	503,187	528,321	528,251	557,323	587,952
Equitable share	409,464	440,304	488,925	463,367	502,671	527,805	528,126	557,173	587,818
Conditional grants	714	301	600	75	516	516	125	150	134
<i>National Tertiary Services Grant</i>	73	-	-	-	-	-	-	-	-
<i>Comprehensive HIV and Aids Grant</i>	641	301	600	75	516	516	125	150	134
<i>Hospital Revitalisation Grant</i>	-	-	-	-	-	-	-	-	-
<i>Health Professions Training and Development Grant</i>	-	-	-	-	-	-	-	-	-
Funds from Provincial Own Revenue	4,005	7,059	1,945	5,000	5,000	5,000	5,235	5,528	5,832
Total receipts	414 183	447 664	491 470	468 442	508 187	533 321	533 486	562 851	593 784
Payments									
Current payments	411,103	445,987	489,527	467,692	506,133	531,164	532,736	562,060	592,950
Compensation of employees	366,193	399,228	427,153	425,580	453,080	475,734	482,076	508,590	536,563
Goods and services	44,910	46,759	62,374	42,112	53,053	55,430	50,660	53,470	56,387
<i>of which</i>									
<i>Medical supplies</i>	-	-	-	-	-	-	-	-	-
<i>Medicine</i>	-	-	-	-	-	-	-	-	-
<i>Other (Specify)</i>	44,910	46,759	62,374	42,112	53,053	55,430	50,660	53,470	56,387
<i>Interest and rent on land</i>	-	-	-	-	-	-	-	-	-
Transfers and subsidies to:	2,809	1,486	1,693	150	1,254	1,317	150	158	167
Municipalities	3	-	-	-	4	4	-	-	-
Household	2,806	1,486	1,693	150	1,250	1,313	150	158	167
Payments for capital assets	271	191	250	600	800	840	600	633	668
Buildings and other fixed structures	-	-	-	-	-	-	-	-	-
Machinery and equipment	271	191	222	600	800	840	600	633	668
Software and other intangible assets	-	-	28	-	-	-	-	-	-
Land and subsoil assets	-	-	-	-	-	-	-	-	-
Payments for financial assets	-	-	-	-	-	-	-	-	-
Unallocated contingency reserve	-	-	-	-	-	-	-	-	-
Total payments	414,183	447,664	491,470	468,442	508,187	533,320	533,486	562,852	593,785
Surplus/(deficit) before financing	-	-	-	-	-	-	-	-	-
Financing	-	-	-	-	-	-	-	-	-
Roll-overs	-	-	-	-	-	-	-	-	-
Surplus/(deficit) after financing	-	-	-	-	-	-	-	-	-

Summary of Psychiatric Hospital Personnel Numbers

Items	31 March 2014/15	31 March 2015/16	31 March 2016/17	31 March 2017/18	31 March 2018/19	31 March 2019/20	31 March 2020/21
Professionals							
Medical Practitioners	17	20	18	16	16	16	16
Medical Specialists	1	6	1	1	1	1	1
Total doctors	18	26	19	17	17	17	17
Professional Nurses	319	302	356	345	345	345	345
Nursing assistants and pupil nurses	605	673	583	458	458	458	458
Student nurses	-	-	-	-	-	-	-
Total Nurses	924	975	939	803	803	803	803
Ambulance personnel	-	-	-	-	-	-	-
Dentists, dental therapy, oral hygiene	-	-	1	-	-	-	-
Dieticians	6	8	-	9	9	9	9
Environmental health	6	5	-	3	3	3	3
Health sciences and medical technicians	-	-	-	-	-	-	-
Occupational therapists	11	11	-	9	9	9	9
Optometrists	-	-	-	-	-	-	-
Pharmacy assistants	8	6	4	4	4	4	4
Pharmacists	11	13	10	10	10	10	10
Physiotherapists	12	12	-	11	11	11	11
Psychologists	10	8	-	7	7	7	7
Radiographers	3	-	-	-	-	-	-
Speech and hearing therapists	-	-	-	-	-	-	-
Administrative	424	395	383	386	386	386	386
Admin Levels: 10 - <	421	393	380	383	383	383	383
Admin Levels: 11 - 12	-	-	-	-	-	-	-
Admin Levels: 13 - >	3	2	3	3	3	3	3
Total Hospital Personnel	1,433	1,459	1,356	1,259	1,259	1,259	1,259
Total personnel cost(R thousand)	366,193	399,228	427,153	475,734	482,076	508,590	536,563
Unit cost (R thousand)	256	274	315	378	383	404	426

Year: 2018/19
Hospital name: **Evuxakeni Hospital**

R thousand	2014/15	2015/16	2016/17	2017/18			2018/19	2019/20	2020/21
	Audited			Main Appropriation	Adjusted Appropriation	Revised Estimates	Medium-term estimates		
Receipts									
Transfer receipts from national	101,985	115,093	123,869	122,943	126,718	133,044	132,824	140,127	147,834
Equitable share	101,912	115,043	123,769	122,918	126,518	132,844	132,774	140,077	147,781
Conditional grants	73	50	100	25	200	200	50	50	53
National Tertiary Services Grant	73	-	-	-	-	-	-	-	-
Comprehensive HIV and Aids Grant	-	50	100	25	200	200	50	50	53
Hospital Facility Revitalisation Grant	-	-	-	-	-	-	-	-	-
Health Professions Training and Development Grant	-	-	-	-	-	-	-	-	-
Funds from Provincial Own Revenue	281	268	-	-	-	-	-	-	-
Total receipts	102,266	115,361	123,869	122,943	126,718	133,044	132,824	140,127	147,834
Payments									
Current payments	101,787	114,983	123,506	122,693	126,368	132,676	132,574	139,864	147,556
Compensation of employees	87,455	100,416	105,231	108,647	112,147	117,754	119,324	125,887	132,811
Goods and services	14,332	14,567	18,275	14,046	14,221	14,922	13,250	13,977	14,745
of which									
Medical supplies	-	-	-	-	-	-	-	-	-
Medicine	-	-	-	-	-	-	-	-	-
Other (Specify)	14,332	14,567	18,275	14,046	14,221	14,922	13,250	13,977	14,745
Interest and rent on land	-	-	-	-	-	-	-	-	-
Transfers and subsidies to:	390	338	276	50	150	158	50	53	56
Municipalities	3	-	-	-	-	-	-	-	-
Household	387	338	276	50	150	158	50	53	56
Payments for capital assets	89	40	87	200	200	210	200	211	223
Buildings and other fixed structures	-	-	-	-	-	-	-	-	-
Machinery and equipment	89	40	87	200	200	210	200	211	223
Software and other intangible assets	-	-	-	-	-	-	-	-	-
Land and subsoil assets	-	-	-	-	-	-	-	-	-
Payments for financial assets	-	-	-	-	-	-	-	-	-
Unallocated contingency reserve	-	-	-	-	-	-	-	-	-
Total payments	102,266	115,361	123,869	122,943	126,718	133,044	132,824	140,127	147,834
Surplus/(deficit) before financing	-	-	-	-	-	-	-	-	-
Financing	-	-	-	-	-	-	-	-	-
Roll-overs	-	-	-	-	-	-	-	-	-
Surplus/(deficit) after financing	-	-	-	-	-	-	-	-	-

Evuxakeni Hospital - Personnel Numbers

Items	31 March 2014/15	31 March 2015/16	31 March 2016/17	31 March 2017/18	31 March 2018/19	31 March 2019/20	31 March 2020/21
Professionals							
Medical Practitioners	3	6	4	3	3	3	3
Medical Specialists	1	5	-	-	-	-	-
Total doctors	4	11	4	11	3	3	3
Professional Nurses	69	48	96	88	88	88	88
Nursing assistants and pupil nurses	133	218	128	90	90	90	90
Student nurses	-	-	-	-	-	-	-
Total Nurses	202	266	224	266	178	178	178
Ambulance personnel	-	-	-	-	-	-	-
Dentists, dental therapy, oral hygiene	-	-	-	-	-	-	-
Dieticians	3	2	-	3	3	3	3
Environmental health	3	3	-	1	1	1	1
Health sciences and medical technicians	-	-	-	-	-	-	-
Occupational therapists	3	2	-	1	1	1	1
Optometrists	-	-	-	-	-	-	-
Pharmacy assistants	3	3	2	2	2	2	2
Pharmacists	3	5	2	2	2	2	2
Physiotherapists	3	3	-	1	1	1	1
Psychologists	2	2	-	2	2	2	2
Radiographers	-	-	-	-	-	-	-
Speech and hearing therapists	-	-	-	-	-	-	-
Administrative	119	106	109	109	109	109	109
Admin Levels: 10 - <	118	106	108	108	108	108	108
Admin Levels: 11 - 12	-	-	-	-	-	-	-
Admin Levels: 13 - >	1	-	1	1	1	1	1
Total Hospital Personnel	345	403	341	398	302	302	302
Total personnel cost(R thousand)	87,455	100,416	105,231	117,754	119,324	125,887	132,811
Unit cost (R thousand)	253	249	309	296	395	417	439

Year: 2018/19
Hospital name: **Thabamoo Hospital**

R thousand	2014/15	2015/16	2016/17	2017/18			2018/19	2019/20	2020/21
	Audited			Main Appropriation	Adjusted Appropriation	Revised Estimates	Medium-term estimates		
Receipts									
Transfer receipts from national	187,839	194,213	218,736	198,926	223,051	234,194	233,121	245,966	259,470
Equitable share	187,232	194,146	218,536	198,901	222,851	233,994	233,096	245,916	259,442
Conditional grants	607	67	200	25	200	200	25	50	28
<i>National Tertiary Services Grant</i>	-	-	-	-	-	-	-	-	-
<i>Comprehensive HIV and Aids Grant</i>	607	67	200	25	200	200	25	50	28
<i>Hospital Revitalisation Grant</i>	-	-	-	-	-	-	-	-	-
<i>Health Professions Training and Development Grant</i>	-	-	-	-	-	-	-	-	-
Funds from Provincial Own Revenue	3,509	2,340	1,452	3,000	3,000	3,000	3,141	3,317	3,499
Total receipts	191 348	196 553	220 188	201 926	226 051	237 194	236 262	249 283	262 969
Payments									
Current payments	169,362	195,618	218,900	201,676	224,851	235,934	236,012	249,020	262,691
Compensation of employees	169,238	174,901	189,547	184,573	199,573	209,552	212,345	224,024	236,345
Goods and services	20,124	20,717	29,353	17,103	25,278	26,382	23,667	24,996	26,345
<i>of which</i>									
<i>Medical supplies</i>	-	-	-	-	-	-	-	-	-
<i>Medicine</i>	-	-	-	-	-	-	-	-	-
<i>Other (Specify)</i>	20,124	20,717	29,353	17,103	25,278	26,382	23,667	24,996	26,345
<i>Interest and rent on land</i>	-	-	-	-	-	-	-	-	-
Transfers and subsidies to:	1,900	860	1,206	50	1,000	1,050	50	53	56
Municipalities	-	-	-	-	-	-	-	-	-
Household	1,900	860	1,206	50	1,000	1,050	50	53	56
Payments for capital assets	86	75	82	200	200	210	200	211	223
Buildings and other fixed structures	-	-	-	-	-	-	-	-	-
Machinery and equipment	86	75	54	200	200	210	200	211	223
Software and other intangible assets	-	-	28	-	-	-	-	-	-
Land and subsoil assets	-	-	-	-	-	-	-	-	-
Payments for financial assets	-	-	-	-	-	-	-	-	-
Unallocated contingency reserve	-	-	-	-	-	-	-	-	-
Total payments	191,348	196,553	220,188	201,926	226,051	237,194	236,262	249,283	262,969
Surplus/(deficit) before financing	-	-	-	-	-	-	-	-	-
Financing	-	-	-	-	-	-	-	-	-
Roll-overs	-	-	-	-	-	-	-	-	-
Surplus/(deficit) after financing	-	-	-	-	-	-	-	-	-

Thabamoo Hospital - Personnel Numbers

Items	31 March 2014/15	31 March 2015/16	31 March 2016/17	31 March 2017/18	31 March 2018/19	31 March 2019/20	31 March 2020/21
Professionals							
Medical Practitioners	10	10	9	9	9	9	9
Medical Specialists	-	-	-	-	-	-	-
Total doctors	10	10	9	10	9	9	9
Professional Nurses	142	134	137	137	137	137	137
Nursing assistants and pupil nurses	349	326	319	233	233	233	233
Student nurses	-	-	-	-	-	-	-
Total Nurses	491	460	456	460	370	370	370
Ambulance personnel	-	-	-	-	-	-	-
Dentists, dental therapy, oral hygiene	-	-	1	-	-	-	-
Dieticians	-	3	-	4	4	4	4
Environmental health	1	1	-	1	1	1	1
Health sciences and medical technicians	-	-	-	-	-	-	-
Occupational therapists	5	5	-	5	5	5	5
Optometrists	-	-	-	-	-	-	-
Pharmacy assistants	3	2	2	2	2	2	2
Pharmacists	5	6	5	6	6	6	6
Physiotherapists	5	5	-	6	6	6	6
Psychologists	4	5	-	3	3	3	3
Radiographers	3	-	-	-	-	-	-
Speech and hearing therapists	-	-	-	-	-	-	-
Administrative	140	127	125	126	126	126	126
Admin Levels: 10 - <	139	126	124	125	125	125	125
Admin Levels: 11 - 12	-	-	-	-	-	-	-
Admin Levels: 13 - >	1	1	1	1	1	1	1
Total Hospital Personnel	667	624	598	623	532	532	532
Total personnel cost (R thousand)	169,238	174,901	189,547	209,552	212,345	224,024	236,345
Unit cost (R thousand)	254	280	317	336	399	421	444

Year: 2018/19
Hospital name: Hayani Hospital

R thousand	2014/15	2015/16	2016/17	2017/18			2018/19	2019/20	2020/21
	Audited			Main Appropriation	Adjusted Appropriation	Revised Estimates	Medium-term estimates		
Receipts									
Transfer receipts from national	120,354	131,299	146,920	141,573	153,418	161,083	162,306	171,230	180,648
Equitable share	120,320	131,115	146,620	141,548	153,302	160,967	162,256	171,180	180,595
Conditional grants	34	184	300	25	116	116	50	50	53
National Tertiary Services Grant	-	-	-	-	-	-	-	-	-
Comprehensive HIV and Aids Grant	34	184	300	25	116	116	50	50	53
Hospital Revitalisation Grant	-	-	-	-	-	-	-	-	-
Health Professions Training and Development Grant	-	-	-	-	-	-	-	-	-
Funds from Provincial Own Revenue	215	4,451	493	2,000	2,000	2,000	2,094	2,211	2,333
Total receipts	120 569	135 750	147 413	143 573	155 418	163 083	164 400	173 441	182 981
Payments									
Current payments	119,954	135,386	147,121	143,323	154,914	162,554	164,150	173,177	182,703
Compensation of employees	109,500	123,911	132,375	132,360	141,360	148,428	150,407	158,679	167,407
Goods and services	10,454	11,475	14,746	10,963	13,554	14,126	13,743	14,498	15,296
of which									
Medical supplies	-	-	-	-	-	-	-	-	-
Medicine	-	-	-	-	-	-	-	-	-
Other (Specify)	10,454	11,475	14,746	10,963	13,554	14,126	13,743	14,498	15,296
Interest and rent on land	-	-	-	-	-	-	-	-	-
Transfers and subsidies to:	519	288	211	50	104	109	50	53	56
Municipalities	-	-	-	-	4	4	-	-	-
Household	519	288	211	50	100	105	50	53	56
Payments for capital assets	96	76	81	200	400	420	200	211	223
Buildings and other fixed structures	-	-	-	-	-	-	-	-	-
Machinery and equipment	96	76	81	200	400	420	200	211	223
Software and other intangible assets	-	-	-	-	-	-	-	-	-
Land and subsoil assets	-	-	-	-	-	-	-	-	-
Payments for financial assets	-	-	-	-	-	-	-	-	-
Unallocated contingency reserve	-	-	-	-	-	-	-	-	-
Total payments	120,569	135,750	147,413	143,573	155,418	163,083	164,400	173,441	182,981
Surplus/(deficit) before financing	-	-	-	-	-	-	-	-	-
Financing	-	-	-	-	-	-	-	-	-
Roll-overs	-	-	-	-	-	-	-	-	-
Surplus/(deficit) after financing	-	-	-	-	-	-	-	-	-

Hayani Hospital - Personnel Numbers

Items	31 March 2014/15	31 March 2015/16	31 March 2016/17	31 March 2017/18	31 March 2018/19	31 March 2019/20	31 March 2020/21
Professionals							
Medical Practitioners	4	4	5	4	4	4	4
Medical Specialists	-	1	1	1	1	1	1
Total doctors	4	5	6	5	5	5	5
Professional Nurses	108	120	123	120	120	120	120
Nursing assistants and pupil nurses	123	129	136	135	135	135	135
Student nurses	-	-	-	-	-	-	-
Total Nurses	231	249	259	249	255	255	255
Ambulance personnel	-	-	-	-	-	-	-
Dentists, dental therapy, oral hygiene	-	-	-	-	-	-	-
Dieticians	3	3	-	2	2	2	2
Environmental health	2	1	-	1	1	1	1
Health sciences and medical technicians	-	-	-	-	-	-	-
Occupational therapists	3	4	-	3	3	3	3
Optometrists	-	-	-	-	-	-	-
Pharmacy assistants	2	1	-	-	-	-	-
Pharmacists	3	2	3	2	2	2	2
Physiotherapists	4	4	-	4	4	4	4
Psychologists	4	1	-	2	2	2	2
Radiographers	-	-	-	-	-	-	-
Speech and hearing therapists	-	-	-	-	-	-	-
Administrative	165	162	149	151	151	151	151
Admin Levels: 10 - <	164	161	148	150	150	150	150
Admin Levels: 11 - 12	-	-	-	-	-	-	-
Admin Levels: 13 - >	1	1	1	1	1	1	1
Total Hospital Personnel	421	432	417	419	425	425	425
Total personnel cost(R thousand)	109,500	123,911	132,375	148,428	150,407	158,679	167,407
Unit cost (R thousand)	260	287	317	354	354	373	394

Year: 2018/19
Hospital name: Central Hospitals

R thousand	2014/15	2015/16	2016/17	2017/18			2018/19	2019/20	2020/21
	Audited			Main Appropriation	Adjusted Appropriation	Revised Estimates	Medium-term estimates		
Receipts									
Transfer receipts from national	1,439,306	1,541,082	2,239,551	1,622,655	1,782,007	1,847,606	1,863,057	1,965,381	2,054,816
Equitable share	990,413	1,149,491	1,780,588	1,164,597	1,311,977	1,377,576	1,374,225	1,449,807	1,529,548
Conditional grants	448,893	391,591	458,963	458,058	470,030	470,030	488,832	515,574	525,268
National Tertiary Services Grant	327,218	312,392	362,361	366,314	366,314	366,314	387,560	409,263	417,972
Comprehensive HIV and Aids Grant	44,877	10,386	14,823	7,484	23,542	23,542	17,089	17,919	18,904
Hospital Revitalisation Grant	-	-	-	-	-	-	-	-	-
Health Professions Training and Development	76,798	68,813	81,779	84,260	80,174	80,174	84,183	88,392	88,392
Funds from Provincial Own Revenue	35,697	26,627	38,523	41,040	41,040	41,040	42,971	45,377	47,573
Total receipts	1 475 003	1 567 709	2 278 074	1 663 695	1 823 047	1 888 646	1 906 028	2 010 758	2 102 389
Payments									
Current payments	1,445,449	1,531,271	2,160,071	1,581,016	1,757,772	1,823,079	1,840,476	1,941,600	2,029,427
Compensation of employees	1,122,056	1,201,552	1,526,077	1,270,942	1,281,271	1,383,848	1,443,701	1,523,105	1,606,875
Goods and services	323,393	329,719	633,994	310,074	476,501	439,231	396,775	418,496	422,552
of which									
Medical supplies	-	-	-	-	-	-	-	-	-
Medicine	-	-	-	-	-	-	-	-	-
Other (Specify)	323,393	329,719	633,994	310,074	476,501	439,231	396,775	418,496	422,552
Interest and rent on land	-	-	-	-	-	-	-	-	-
Transfers and subsidies to:	6,451	5,477	5,361	3,895	3,840	4,032	692	730	770
Municipalities	30	15	-	-	40	42	-	-	-
Household	6,421	5,462	5,361	3,895	3,800	3,990	692	730	770
Payments for capital assets	23,103	30,961	112,642	78,784	61,435	61,535	64,860	68,427	72,191
Buildings and other fixed structures	-	-	-	-	-	-	-	-	-
Machinery and equipment	23,103	30,961	112,642	78,784	61,435	61,535	64,860	68,427	72,191
Software and other intangible assets	-	-	-	-	-	-	-	-	-
Land and subsoil assets	-	-	-	-	-	-	-	-	-
Payments for financial assets	-	-	-	-	-	-	-	-	-
Unallocated contingency reserve	-	-	-	-	-	-	-	-	-
Total payments	1,475,003	1,567,709	2,278,074	1,663,695	1,823,047	1,888,646	1,906,028	2,010,758	2,102,388
Surplus/(deficit) before financing	-	-	-	-	-	-	-	-	-
Financing	-	-	-	-	-	-	-	-	-
Roll-overs	-	-	-	-	-	-	-	-	-
Surplus/(deficit) after financing	-	-	-	-	-	-	-	-	-

Central Hospitals Personnel Numbers (Pietersburg and Mankweng)

Items	31 March 2014/15	31 March 2015/16	31 March 2016/17	31 March 2017/18	31 March 2018/19	31 March 2019/20	31 March 2020/21
Professionals							
Medical Practitioners	321	323	367	316	316	316	316
Medical Specialists	70	70	72	63	63	63	63
Total doctors	391	393	439	379	379	379	379
Professional Nurses	698	700	683	683	683	683	683
Nursing assistants and pupil nurses	745	739	709	386	386	386	386
Student nurses	-	-	-	-	-	-	-
Total Nurses	1,443	1,439	1,392	1,069	1,069	1,069	1,069
Ambulance personnel	-	-	-	-	-	-	-
Dentists, dental therapy, oral hygiene	22	20	56	23	23	23	23
Dieticians	22	22	24	19	19	19	19
Environmental health	2	2	2	2	2	2	2
Health sciences and medical technicians	5	6	-	1	1	1	1
Occupational therapists	14	15	28	18	18	18	18
Optometrists	7	9	8	8	8	8	8
Pharmacy assistants	17	19	18	18	18	18	18
Pharmacists	71	69	64	74	74	74	74
Physiotherapists	25	27	23	29	29	29	29
Psychologists	21	21	16	19	19	19	19
Radiographers	36	35	46	42	42	42	42
Speech and hearing therapists	10	14	12	12	12	12	12
Administrative	883	885	823	848	848	848	848
Admin Levels: 10 - <	868	867	808	832	832	832	832
Admin Levels: 11 - 12	11	12	11	12	12	12	12
Admin Levels: 13 - >	4	6	4	4	4	4	4
Total Hospital Personnel	2,969	2,976	2,951	2,561	2,561	2,561	2,561
Total personnel cost(R thousand)	1,122,056	1,201,552	1,526,077	1,383,848	1,443,701	1,523,105	1,606,875
Unit cost (R thousand)	735	807	1,035	1,073	1,130	1,193	1,258

Year: 2018/19

Hospital name: Pietersburg Hospital

R thousand	2014/15	2015/16	2016/17	2017/18			2018/19	2019/20	2020/21
	Audited			Main Appropriation	Adjusted Appropriation	Revised Estimates	Medium-term estimates		
Receipts									
Transfer receipts from national	951,281	901,072	1,326,328	938,616	1,001,220	1,037,541	1,055,950	1,113,965	1,158,412
Equitable share	650,694	662,846	1,033,394	663,047	726,423	762,744	759,507	801,280	845,350
Conditional grants	300,587	238,226	292,934	275,569	274,797	274,797	296,443	312,685	313,062
National Tertiary Services Grant	225,431	200,082	239,236	222,000	222,000	222,000	240,287	253,743	253,743
Comprehensive HIV and Aids Grant	27,063	5,458	4,036	3,809	5,559	5,559	6,556	6,862	7,239
Hospital Revitalisation Grant	-	-	-	-	-	-	-	-	-
Health Professions Training and Development Grant	48,093	32,686	49,662	49,760	47,238	47,238	49,600	52,080	52,080
Funds from Provincial Own Revenue	25,618	16,221	25,450	21,406	21,406	21,406	22,413	23,668	24,670
Total receipts	976 899	917 293	1 351 778	960 022	1 022 626	1 058 947	1 078 363	1 137 633	1 183 082
Payments									
Current payments	967,718	891,824	1,271,580	916,509	992,309	1,028,517	1,050,151	1,107,869	1,151,681
Compensation of employees	752,056	674,795	854,518	723,534	744,809	820,563	804,561	848,812	895,497
Goods and services	215,662	217,029	417,062	192,975	247,500	207,954	245,590	259,057	256,185
of which									
Medical supplies	-	-	-	-	-	-	-	-	-
Medicine	-	-	-	-	-	-	-	-	-
Other (Specify)	215,662	217,029	417,062	192,975	247,500	207,954	245,590	259,057	256,185
Interest and rent on land	-	-	-	-	-	-	-	-	-
Transfers and subsidies to:	4,484	3,756	3,129	1,426	2,270	2,384	358	378	398
Municipalities	14	15	-	-	20	21	-	-	-
Household	4,450	3,741	3,129	1,426	2,250	2,363	358	378	398
Payments for capital assets	4,717	21,713	77,069	42,088	28,047	28,047	27,854	29,386	31,002
Buildings and other fixed structures	-	-	-	-	-	-	-	-	-
Machinery and equipment	4,717	21,713	77,069	42,088	28,047	28,047	27,854	29,386	31,002
Software and other intangible assets	-	-	-	-	-	-	-	-	-
Land and subsoil assets	-	-	-	-	-	-	-	-	-
Payments for financial assets	-	-	-	-	-	-	-	-	-
Unallocated contingency reserve	-	-	-	-	-	-	-	-	-
Total payments	976,899	917,293	1,351,778	960,022	1,022,626	1,058,947	1,078,363	1,137,633	1,183,082
Surplus/(deficit) before financing	-	-	-	-	-	-	-	-	-
Financing	-	-	-	-	-	-	-	-	-
Roll-overs	-	-	-	-	-	-	-	-	-
Surplus/(deficit) after financing	-	-	-	-	-	-	-	-	-

Pietersburg Hospital Personnel Numbers

Items	31 March 2014/15	31 March 2015/16	31 March 2016/17	31 March 2017/18	31 March 2018/19	31 March 2019/20	31 March 2020/21
Professionals							
Medical Practitioners	179	173	202	167	167	167	167
Medical Specialists	40	40	47	39	39	39	39
Total doctors	219	213	249	206	206	206	206
Professional Nurses	365	365	357	356	356	356	356
Nursing assistants and pupil nurses	398	398	382	217	217	217	217
Student nurses	-	-	-	-	-	-	-
Total Nurses	763	763	739	573	573	573	573
Ambulance personnel	-	-	-	-	-	-	-
Dentists, dental therapy, oral hygiene	12	11	32	13	13	13	13
Dieticians	10	11	13	10	10	10	10
Environmental health	1	1	1	1	1	1	1
Health sciences and medical technicians	5	6	-	1	1	1	1
Occupational therapists	7	8	12	9	9	9	9
Optometrists	1	1	2	2	2	2	2
Pharmacy assistants	11	13	9	9	9	9	9
Pharmacists	36	37	31	36	36	36	36
Physiotherapists	12	12	12	18	18	18	18
Psychologists	13	12	11	14	14	14	14
Radiographers	20	21	28	24	24	24	24
Speech and hearing therapists	7	9	6	7	7	7	7
Administrative	548	550	512	529	529	529	529
Admin Levels: 10 - <	538	539	503	518	518	518	518
Admin Levels: 11 - 12	8	8	7	9	9	9	9
Admin Levels: 13 - >	2	3	2	2	2	2	2
Total Hospital Personnel	1,665	1,668	1,657	1,452	1,452	1,452	1,452
Total personnel cost (R thousand)	752,056	674,795	854,518	820,563	804,561	848,812	895,497
Unit cost (R thousand)	452	405	516	565	554	585	617

Year: 2018/19
Hospital name: Mankweng Hospital

R thousand	2014/15	2015/16	2016/17	2017/18			2018/19	2019/20	2020/21
	Audited			Main Appropriation	Adjusted Appropriation	Revised Estimates	Medium-term estimates		
Receipts									
Transfer receipts from national	488,025	640,010	913,223	684,039	780,787	810,065	807,107	851,416	896,403
Equitable share	339,719	486,645	747,194	501,550	585,554	614,832	614,718	648,527	684,197
Conditional grants	148,306	153,365	166,029	182,489	195,233	195,233	192,389	202,889	212,206
National Tertiary Services Grant	101,787	112,310	123,125	144,314	144,314	144,314	147,273	155,520	164,229
Comprehensive HIV and Aids Grant	17,814	4,928	10,787	3,675	17,983	17,983	10,533	11,057	11,665
Hospital Revitalisation Grant	-	-	-	-	-	-	-	-	-
Health Professions Training and Development Grant	28,705	36,127	32,117	34,500	32,936	32,936	34,583	36,312	36,312
Funds from Provincial Own Revenue	10,079	10,406	13,073	19,634	19,634	19,634	20,558	21,709	22,903
Total receipts	498 104	650 416	926 296	703 673	800 421	829 699	827 665	873 125	919 306
Payments									
Current payments	477,731	639,447	888,491	664,507	765,463	794,562	790,325	833,731	877,746
Compensation of employees	370,000	526,757	671,559	547,408	536,462	563,285	639,140	674,293	711,379
Goods and services	107,731	112,690	216,932	117,099	229,001	231,277	151,185	159,438	166,367
<i>of which</i>									
Medical supplies	-	-	-	-	-	-	-	-	-
Medicine	-	-	-	-	-	-	-	-	-
Other (Specify)	107,731	112,690	216,932	117,099	229,001	231,277	151,185	159,438	166,367
Interest and rent on land	-	-	-	-	-	-	-	-	-
Transfers and subsidies to:	1,987	1,721	2,232	2,469	1,570	1,649	334	352	372
Municipalities	16	-	-	-	20	21	-	-	-
Household	1,971	1,721	2,232	2,469	1,550	1,628	334	352	372
Payments for capital assets	18,386	9,248	35,573	36,696	33,388	33,488	37,006	39,041	41,189
Buildings and other fixed structures	-	-	-	-	-	-	-	-	-
Machinery and equipment	18,386	9,248	35,573	36,696	33,388	33,488	37,006	39,041	41,189
Software and other intangible assets	-	-	-	-	-	-	-	-	-
Land and subsoil assets	-	-	-	-	-	-	-	-	-
Payments for financial assets	-	-	-	-	-	-	-	-	-
Unallocated contingency reserve	-	-	-	-	-	-	-	-	-
Total payments	498,104	650,416	926,296	703,673	800,421	829,699	827,665	873,125	919,306
Surplus/(deficit) before financing	-	-	-	-	-	-	-	-	-
Financing	-	-	-	-	-	-	-	-	-
Roll-overs	-	-	-	-	-	-	-	-	-
Surplus/(deficit) after financing	-	-	-	-	-	-	-	-	-

Mankweng Hospitals Personnel Numbers

Items	31 March 2014/15	31 March 2015/16	31 March 2016/17	31 March 2017/18	31 March 2018/19	31 March 2019/20	31 March 2020/21
Professionals							
Medical Practitioners	142	150	165	149	149	149	149
Medical Specialists	30	30	25	24	24	24	24
Total doctors	172	180	190	173	173	173	173
Professional Nurses	333	335	326	327	327	327	327
Nursing assistants and pupil nurses	347	341	327	169	169	169	169
Student nurses	-	-	-	-	-	-	-
Total Nurses	680	676	653	496	496	496	496
Ambulance personnel	-	-	-	-	-	-	-
Dentists, dental therapy, oral hygiene	10	9	24	10	10	10	10
Dieticians	12	11	11	9	9	9	9
Environmental health	1	1	1	1	1	1	1
Health sciences and medical technicians	-	-	-	-	-	-	-
Occupational therapists	7	7	16	9	9	9	9
Optometrists	6	8	6	6	6	6	6
Pharmacy assistants	6	6	9	9	9	9	9
Pharmacists	35	32	33	38	38	38	38
Physiotherapists	13	15	11	11	11	11	11
Psychologists	8	9	5	5	5	5	5
Radiographers	16	14	18	18	18	18	18
Speech and hearing therapists	3	5	6	5	5	5	5
Administrative	335	335	311	319	319	319	319
Admin Levels: 10 - <	330	328	305	314	314	314	314
Admin Levels: 11 - 12	3	4	4	3	3	3	3
Admin Levels: 13 - >	2	3	2	2	2	2	2
Total Hospital Personnel	1,304	1,308	1,294	1,109	1,109	1,109	1,109
Total personnel cost (R thousand)	370,000	526,757	671,559	563,285	639,140	674,293	711,379
Unit cost (R thousand)	284	403	519	508	576	608	641

VOTE 08: TRANSPORT**GATEWAY AIRPORT AUTHORITY LIMITED GRANT PAYMENT**

Name of allocation	Gateway Airport Authority Limited
Transferring provincial department	Transport
Purpose	<ul style="list-style-type: none"> • To manage Provincial Airports. • To upgrade and construct new Airport Infrastructure.
Measurable outputs	<ul style="list-style-type: none"> • Upgraded old Airport infrastructure. • Constructed new Airport Infrastructure.
Conditions	<p>Conditions of transfers to the Gateway Airport Authority Limited are:</p> <ol style="list-style-type: none"> a) Infrastructure plan; b) Strategic and Annual Performance Plan; c) Certificate of assurance in terms of section 38.1 (j) of Public Finance Management Act no.1 of 1999; and d) Monthly, quarterly and annual progress reporting.
Allocation criteria	<p>Allocations are based on:</p> <ol style="list-style-type: none"> a) An approved business plan submitted to the department indicating specific deliverables per quarter and its projected budget allocation. b) The final budget allocation for the department as received from Treasury.
Type of funding	The Gateway Airport Authority Limited is funded through provincial equitable share.
Monitoring mechanisms	<ul style="list-style-type: none"> • Submissions of monthly, quarterly and annual progress reports on its operations.
Projected life	Until the Provincial Legislature rules otherwise.
Payment schedule	<ul style="list-style-type: none"> • Transfer payments are done as and when necessary.

--	--

Summary of allocations - R'000

2018/19	2019/20	2020/21
53 380	56 476	59 582

VOTE 09: PUBLIC WORKS, ROADS AND INFRASTRUCTURE**ROAD AGENCY LIMPOPO GRANT PAYMENT**

Name of allocation	Road Agency Limpopo Grant
Transferring provincial department	Public Works, Roads and infrastructure
Purpose	<ul style="list-style-type: none"> • To develop and implement Road Infrastructure Plan. • To upgrade and construct roads infrastructure in the province.
Measurable outputs	<ul style="list-style-type: none"> • Upgraded and rehabilitated provincial including access roads.
Conditions	Submission of: <ol style="list-style-type: none"> Infrastructure plan; Strategic and annual performance plans; Certificate of assurance in terms of section 38.1 (j) of Public Finance Management Act No.1 of 1999; and Monthly, quarterly and annual reporting.
Allocation criteria	Allocations are based on: <ol style="list-style-type: none"> An approved business plan submitted to the Department indicating specific deliverables per quarter and its projected budget. The final budget for the Department received from Provincial Treasury.
Type of funding	Provincial Equitable Share and National Road Infrastructure Grant.
Monitoring mechanisms	Submissions of monthly, quarterly and annual progress reports on its operations.
Projected life	Until the current the Roads Agency Limpopo (RAL) Act is repealed by provincial Legislature.
Payment schedule	<ul style="list-style-type: none"> • Transfer payments are done monthly

Summary of allocations - R'000

2018/19	2019/20	2020/21
988 918	1 038 015	1 037 795

VOTE 11: Co – operative Governance, Human Settlement and Traditional Affairs

LIMPOPO CoGHSTA HUMAN SETTLEMENTS DEVELOPMENT GRANT GAZETTE 2018-19	
Transferring provincial department	Cooperative Governance , Human Settlement and Traditional Affairs (Vote 11)
Strategic goal	The creation of sustainable human settlements that enables an improved quality of household life. Enable a resilient, sustainable, quality and inclusive living environment.
Grant purpose	To provide funding for the creation of sustainable human settlements.
Outcome statements	The facilitation and provision of basic infrastructure, top structures and basic social and economic amenities that contribute to the establishment of sustainable human settlements.
Outputs	<ul style="list-style-type: none"> • Number of Rural Housing units developed. • Number of serviced sites developed and provided. • Number of informal settlement households upgraded. • Financial interventions and measures that improve access to Human Settlement development and the property market. • Hectares of well located land and property acquired and developed. • Number of social and rental housing units developed.
Priority outcome(s) of government that this grant primarily contributes to	<p>National Outcome (NO) 8: Sustainable human settlements and improved quality of household life.</p> <p>Provincial Strategic Goal (PSG) 4: Enable a resilient, sustainable, quality and inclusive living environment.</p>
Details contained in the business plan and the Annual Performance Plan	<ul style="list-style-type: none"> • Outcome indicators • Outputs <ol style="list-style-type: none"> 1. Number of Rural houses built 2. Number of serviced sites 3. Number of informal settlements formalised

LIMPOPO CoGHSTA HUMAN SETTLEMENTS DEVELOPMENT GRANT GAZETTE 2018-19	
	<ol style="list-style-type: none"> 4. Hectars of well located land 5. Financial interventions 6. Number of social and rental stock <ul style="list-style-type: none"> • Key activities • Monitoring and reporting
Conditions	<p>Funds for this grant will only be released upon:</p> <ol style="list-style-type: none"> 1. Municipalities assist the department with identification of priorities and development areas. 2. Municipalities also assist the department with settlements planning. 3. Member of executive Council approve priorities and development areas. 4. Geotechnical reports inform foundation designs 5. NHBRC participate in the enrollments of projects and inspection of houses. 6. Contractor/s are appointed by the department of co-operative governance human settlements and traditional affairs to implement projects

**LIMPOPO CoGHSTA HUMAN SETTLEMENTS DEVELOPMENT GRANT GAZETTE
2018-19**

- Limpopo COGHSTA Provincial Government , utilise up to 5 per cent (%) of the provincial allocation for the Operational Capital Budget Programme (OPSCAP) to support the implementation of the approved national and provincial housing, and accredited municipal programmes and priorities.
- The Minister of Human Settlements may identify and approve a project as a priority project/catalytic project upon pronouncement by the State President, Cabinet, the Minister and/or Human Settlements Min Mec.
- A national priority project will satisfy one or more of the following conditions:
 - The project promotes a national development interest including poverty eradication, equality, sustainable development and/or dignity of communities and citizens;
 - The project promotes the targets and outputs contained in Outcome 8;
 - The project promotes a good national practice in human settlement development; and
 - The approval of the project would result in the alleviation of an emergency and/or a life threatening situation.
- All new projects must form part of the Performance and Delivery Agreements signed in terms of Outcome 8, PSG 4, Provincial Multi-year Housing Plans, National, Provincial and Local Spatial Development Frameworks and Human Settlement Sector Plans and complies with the Housing Code and readiness criteria for implementation.
- Provinces must make appropriate budget allocations to the National Upgrading Support Programme to improve capacity to upgrade informal settlement households.
- The targets per province and accredited municipalities must be consistent with the outputs and targets contained in the Delivery Agreements between the Minister, MECs and, where appropriate, with Mayors.

LIMPOPO CoGHSTA HUMAN SETTLEMENTS DEVELOPMENT GRANT GAZETTE 2018-19			
	<ul style="list-style-type: none"> • The Department reserves the right to transfer or pay third parties directly if the municipality is underperforming or having governance issues. • The Department reserves the right to shift funding from non-performing projects to performing projects in consultation with municipalities, including allocating funds to other municipalities. A new allocation letter, counter signed by the Provincial Treasury, will allow the municipalities to start with the procurement process while gazetting will follow as per the budget process. 		
Allocation criteria	<ul style="list-style-type: none"> • This is a grant to beneficiaries/households and not to municipalities. The allocation is indicative to assist the municipalities, as agents of the Department, in planning. • Funding will be allocated based on the readiness of the projects contained in the business plans. 		
Reason not incorporated in equitable share	A conditional grant enables the national department to provide effective oversight, ensure compliance with the housing code and direct portions of the grant to accredited municipalities.		
Past performance	Actual expenditure as per Annual Report: 2014/15: R583,021 million 2015/16: R1,128,309 million 2016/17: R1,518,244 million		
Current Financial Year	Main Appropriation	Adjusted Appropriation	Revised Estimates
	2017/18		
	R1,319,493	1,404,461	1,254,461
Projected life	It is a long term grant of which the exact life span cannot be stipulated as the Government has an obligation to assist the poor with the provision of human settlements.		
MTEF allocations	2018/19: R1,287,681 billion 2019/20: R1,331,247 billion 2020/21: R1,414,229 billion		
Payment schedule	The provincial department is the developer in this regard.		

LIMPOPO CoGHSTA HUMAN SETTLEMENTS DEVELOPMENT GRANT GAZETTE 2018-19	
Responsibilities of the Provincial Department and Municipalities	<p>Responsibilities of the provincial department</p> <ul style="list-style-type: none"> • Provide support to municipalities with regards to human settlement planning and delivery. • Undertake structured and other visits to municipalities to access project performance. • Implement projects directly, procure service providers /contractors for the implementation of human settlements projects. <hr/> <ul style="list-style-type: none"> • Facilitate regular strategic interaction between national and provincial departments of human settlements and accredited municipalities. • Submit 2017/18 annual report to the national department on or before 30 September 2018. • Utilise the Housing Subsidy System (HSS) for the administration of all human settlement delivery processes. • Ensure the effective and efficient utilisation of the Housing Subsidy System at municipal level. • Comply with the responsibilities of the receiving officer outlined in the annual DoRA. • Comply with the terms and conditions of the national performance agreements and provincial and local delivery agreements. • Submit quarterly reports on funds allocated and utilised on programmes and projects in respect of OPSCAP.
	<p>Responsibilities of the municipalities</p> <ul style="list-style-type: none"> • Identify priorities and development areas to inform human settlement planning and implementation • Compile needs register/beneficiary lists

LIMPOPO CoGHSTA HUMAN SETTLEMENTS DEVELOPMENT GRANT GAZETTE 2018-19	
Process for approval of 2019/20 financial year allocations	Submit final municipal project lists(readiness matrix) to the National Human Settlements Department by 15 January 2019. Department must submit the approved 2019/20 provincial plan to National Department of Human Settlements by 15 February 2019.

LIMPOPO PROVINCIAL GAZETTE MULTI YEAR 18/19, 19/20 & 20/21 FY

Category	District Municipality	Demarcation Code	Municipality	Provincial Financial Year 2018/19 Allocation 'R000	Provincial Financial Year 2019/20 Allocation 'R000	Provincial Financial Year 2020/21 Allocation 'R000
B	Capricorn	354	Polokwane	R 185,745	R 196,126	R 200,275
B		351	Blouberg	R 34,514	R 36,532	R 40,681
B		355	Lepelle-Nkumpi	R 37,359	R 39,187	R 43,683
B		353	Molemole	R 22,628	R 23,987	R 31,332
B	Waterberg	361	Thabazimbi	R 49,280	R 52,114	R 59,459
B		476	LIM 476	R 85,306	R 90,132	R 68,709
B		362	Lephalale	R 192,698	R 203,464	R 210,809
B		366	Bela Bela	R 48,628	R 51,426	R 58,771
B		367	Mogalakwena	R 29,212	R 30,936	R 38,281
B	Sekhukhune	472	Elias Motswaledi	R 72,534	R 76,654	R 80,803
B		471	Ephraim Mogale	R 59,699	R 63,109	R 70,454
B		473	Makhuduthamaga	R 34,191	R 36,190	R 43,535
B		468	LIM 468	R 44,938	R 47,579	R 51,728
B	Mopani	335	Maruleng	R 42,776	R 45,251	R 49,400
B		334	Ba-Phalaborwa	R 28,715	R 30,411	R 37,756
B		331	Greater Giyani	R 33,649	R 6,523	R 42,906
B		332	Greater Letaba	R 40,350	R 42,591	R 42,591
B		333	Greater Tzaneen	R 40,917	R 43,180	R 39,984
B		343	Thulamela	R 68,492	R 72,225	R 65,833
B		341	Musina	R 52,777	R 55,696	R 52,500
		345	LIM 345	R 39,121	R 41,284	R 41,284
		344	Makhado	R 44,152	R 46,649	R 43,453
			GRAND TOTAL	R 1,287,681	R 1,331,247	R 1,414,229

LIMPOPO CoGHSTA TITLE DEEDS RESTORATION GRANT GAZETTE 2018-19	
Transferring provincial department	Cooperative Governance , Human Settlement and Traditional Affairs (Vote 11)
Strategic goal	The creation of security of tenure and well-functioning equitable property market.
Grant purpose	To provide funding for the eradication of the pre-2014 title deeds registration backlog and the professional fees associated with it, including beneficiary verification.
Outcome statements	<ul style="list-style-type: none"> • Tenure security for all recipients of government-subsidized houses. • Functioning of the secondary property market. • Improved quality of life. • Enhance institutional capacity of municipalities and provinces in respect of property registration.
Outputs	<ul style="list-style-type: none"> • Number of title deeds registered in favour of beneficiaries of government subsidized housing (pre 1994 and post 1994 for projects completed by 31 March 2014) • Number of townships proclaimed and register opened. • Number of beneficiaries confirmed as title deed holders.
Priority outcome(s) of government that this grant primarily contributes to	<p>National Outcome (NO) 8: Sustainable human settlements and improved quality of household life.</p> <p>Provincial Strategic Goal (PSG) 4: Enable a resilient, sustainable, quality and inclusive living environment.</p>
Details contained in the business plan and the Annual Performance Plan	<ul style="list-style-type: none"> • Title deeds project pipeline matrix. • Annual and quarterly Outputs and targets. • Cashflow projections (payment schedule) • Quarterly reporting

LIMPOPO CoGHSTA TITLE DEEDS RESTORATION GRANT GAZETTE 2018-19			
Conditions	Funds for this grant will only be released upon the following :		
	<p>7. Conclusion of an implementation agreement which details the performance, reporting and monitoring between Coghsta Limpopo's head of Department and National Human Settlements Accounting Officer .</p> <p>8. Approval by the national Department of Human Settlement (DHS) of provincial business plan.</p> <p>9. Subsequent transfers to be dependant upon Coghsta Limpopo submitting detailed report on delivery and expenditure reports which include agreed deliverables supported by evidence, actual expenditure against planned cash-flows for the period and compliance with the Housing Subsidy System (HSS) and the Title Restoration Project Dashboard. .</p> <p>10. Funds may only be spent in line with the approved business plans.</p>		
Allocation criteria	<ul style="list-style-type: none"> The grant is allocated to the province based on the approved business plan which confirmed title deed backlog per municipality within the province. 		
Reason not incorporated in equitable share	A conditional grant enables the national department to provide effective oversight and ensure compliance with the grant conditions.		
Past performance	There is no previous performance as the Grant is only starting in the 2018/19 financial year.		
Current Financial Year	Main Appropriation	Adjusted Appropriation	Revised Estimates
	2017/18		
	N/A	N/A	N/A
Projected life	Three year ending in 2020/2021 financial year.		
MTEF allocations	2018/19: R22,506 million 2019/20: R22,684 million		

LIMPOPO CoGHSTA TITLE DEEDS RESTORATION GRANT GAZETTE 2018-19	
	2020/21: R23,930 million
Payment schedule	The provincial department is the implementing agent in this regard and expenditure will be in line with cash-flow projections approved by DHS.
Responsibilities of the Provincial Department and Municipalities	<p>Responsibilities of the provincial department</p> <ul style="list-style-type: none"> • Coghsta will ensure alignment of financial and non-financial reporting in terms of reporting on BAS, HSS and Title Restoration Dashboard, approved business plan and provincial quarterly reports. • Coghsta will submit monthly expenditure reports and non financial in terms of the DoRA and PFMA and the implementation agreement. • Coghsta will facilitate interaction between DHS and municipalities
Process for approval of 2019/20 financial year allocations	Department must submit draft business plans for 2019/20 financial and project readiness matrix by 31st August 2018 and final plans to be submitted by 8 February 2019.

LIMPOPO PROVINCIAL GAZETTE MULTI YEAR 18/19, 19/20 & 20/21 FY

Category	District Municipality	Demarcation Code	Municipality	Provincial Financial Year 2018/19 Allocation 'R000	Provincial Financial Year 2019/20 Allocation 'R000	Provincial Financial Year 2020/21 Allocation 'R000
B	Capricorn	354	Polokwane	R 1,023,000	R 1,080,181	R 1,139,545
B		351	Blouberg	R 523,000	R 1,080,181	R 1,139,545
B		355	Lepelle-Nkumpi	R 2,300,000	R 1,080,181	R 1,139,545
B		353	Molemole	R 623,000	R 1,080,181	R 1,139,545
B	Waterberg	361	Thabazimbi	R 1,523,000	R 1,080,181	R 1,139,545
B		476	LIM 476	R 1,800,000	R 1,080,181	R 1,139,545
B		362	Lephalale	R 2,100,000	R 1,080,181	R 1,139,545
B		366	Bela Bela	R 2,046,000	R 1,080,181	R 1,139,545
B		367	Mogalakwena	R 1,523,000	R 1,080,181	R 1,139,545
B	Sekhukhune	472	Elias Motswaledi	R 1,023,000	R 1,080,181	R 1,139,545
B		471	Ephraim Mogale	R 1,023,000	R 1,080,181	R 1,139,545
B		473	Makhuduthamaga	R 500,000	R 1,080,181	R 1,139,545
B		468	LIM 468	R 523,000	R 1,080,181	R 1,139,545
B	Mopani	335	Maruleng		R 1,080,181	R 1,139,545
B		334	Ba-Phalaborwa	R 625,000	R 1,080,181	R 1,139,545
B		331	Greater Giyani	R 300,000	R 1,080,181	R 1,139,545
B		332	Greater Letaba	R 1,023,000	R 1,080,181	R 1,139,545
B		333	Greater Tzaneen	R 1,023,000	R 1,080,181	R 1,139,545
B		343	Thulamela	R 900,000	R 1,080,181	R 1,139,545
B		341	Musina	R 1,059,000	R 1,080,181	R 1,139,545
		345	LIM 345	R 523,000	R 1,080,181	R 1,139,545
		344	Makhado	R 523,000	R 1,080,199	R 1,139,555
			GRAND TOTAL	R 22,506,000	R 23,764,000	R 25,070,000

LOCAL AUTHORITY NOTICES • PLAASLIKE OWERHEIDS KENNISGEWINGS

LOCAL AUTHORITY NOTICE 32 OF 2018**POLOKWANE / PERSKEBULT AMENDMENT SCHEME 47****NOTICE OF APPLICATION FOR THE AMENDMENT OF THE POLOKWANE / PERSKEBULT TOWN PLANNING SCHEME, 2016 IN TERMS OF THE SECTION 56(1) (B) (I) OF THE TOWN PLANNING AND TOWNSHIPS ORDINANCE, 1986 (ORDINANCE NO 15 OF 1986)**

Rirothe Planning Consulting, being the authorised agent of the owner of the Erf mentioned below, hereby give notice in terms of Section 56(1)(b)(i) of the Town Planning and Townships Ordinance, 1986 (Ordinance No 15 of 1986) read together with the Spatial Planning and Land Use Management Act 16 of 2013 that we have applied to the Polokwane Municipality for the amendment of the Town Planning Scheme known as the Polokwane / Perskebult Town Planning Scheme, 2016 by the rezoning of the remaining extent of Erf 1684 Pietersburg Ext 6, from "Residential 1" to "3" for the purpose of dwelling units.

Particulars of the application will lie for inspection during normal office hours at the Office of the Manager: Spatial Planning and Land Use Management, first floor, Civic Centre, Landros Mare Street, Polokwane for a period of 28 days from 16 March 2018. Objections to or representations in respect of the application must be lodged with or made in writing to the Municipal Manager at the above address or P.O. Box 111, Polokwane 0700 within a period of 28 days from 16 March 2018.

Address of Agent: 662 Seshogo Zone 8, Polokwane 0742, P.O Box 5 Tshidimbini 0972 Tel: 0842870467

16-23

PLAASLIKE OWERHEID KENNISGEWING 32 VAN 2018**POLOKWANE / PERSKEBULT WYSIGINGSKEMA 47****KENNISGEWING VAN AANSOEK OM WYSIGING VAN DIE POLOKWANE / PERSKEBULT DORPSBEPLANNINGSKEMA, 2016 INGEVOLGE ARTIKEL 56 (1) (B) (I) VAN DIE ORDONNANSIE OP DORPSBEPLANNING EN DORPE, 1986 (ORDONNANSIE NO 15 VAN 1986)**

Rirothe Planning Consulting, synde die gemagtigde agent van die eienaar van die ondergenoemde Erf, gee hiermee ingevolge artikel 56 (1) (b) (i) van die Ordonnansie op Dorpsbeplanning en Dorpe, 1986 (Ordonnansie 15 van 1986) saamgelees met die Wet op Ruimtelike Beplanning en Grondgebruikbestuur 16 van 2013 dat ons by die Polokwane Munisipaliteit aansoek gedoen het om die wysiging van die Dorpsbeplanningskema bekend as die Polokwane / Perskebult Dorpsbeplanningskema, 2016, deur die hersonering van die Restant van Erf 1684 Pietersburg Uitbreiding 6, vanaf "Residensieel 1" na "3" vir die doeleindes van wooneenhede.

Besonderhede van die aansoek le ter insae gedurende gewone kantoorure by die Kantoor van die Bestuurder: Ruimtelike Beplanning en Grondgebruikbestuur, Eerste Vloer, Burgersentrum, Landros Marestraat, Polokwane vir 'n tydperk van 28 dae vanaf 16 Maart 2018. Besware teen of vertoe ten opsigte van die aansoek moet skriftelik by die Munisipale Bestuurder, by bovermelde adres of by Posbus Posbus 111, Polokwane 0700, binne n tydperk van 28 dae vanaf 16 Maart 2018.

Adres van Agent: 662 Seshogo Zone 8, Polokwane 0742, P.O Box 5 Tshidimbini 0972 Tel: 0842870467

16-23

Printed by and obtainable from the Government Printer, Bosman Street, Private Bag X85, Pretoria, 0001.
Contact Centre Tel: 012-748 6200. eMail: info.egazette@gpw.gov.za
Publications: Tel: (012) 748 6053, 748 6061, 748 6065

Also available at **The Provincial Administration: Limpopo Province**, Private Bag X9483, Office of the Premier, 26
Bodenstein Street, Polokwane, 0699. Tel. (015) 291-3910