



THE PROVINCE OF MPUMALANGA
DIE PROVINSIE MPUMALANGA

Provincial Gazette Provinsiale Koerant

(Registered as a newspaper) • (As 'n nuusblad geregistreer)

Vol. 24

NELSPRUIT
26 MAY 2017
26 MEI 2017

No. 2812

CONTENTS

		<i>Gazette</i>	<i>Page</i>
		<i>No.</i>	<i>No.</i>
GENERAL NOTICES • ALGEMENE KENNISGEWINGS			
49	Emalahleni Spatial Planning and Land Use Management By-Law, 2016: Portion 312 (portion of Portion 65) of the Farm Naauwpoort 335, Mpumalanga	2812	11
49	Emalahleni Ruimtelikebeplanning en Grondgebruiksbestuur By-wet, 2016: Gedeelte 312 (gedeelte van Gedeelte 65) van die plaas Naauwpoort, Mpumalanga	2812	11
50	Piet Retief Town-planning Scheme, 1980: Piet Retief Amendment Scheme 327	2812	12
50	Piet Retief-stadsbeplanningskema, 1980: Piet Retief-wysigingskema 327	2812	12
51	Emalahleni Spatial Planning and Land Use Management By-law, 2016: Erf 493, Del Judor Extension 1 Township, Registration Division J.S., Province of Mpumalanga.....	2812	12
51	Emalahleni Ruimtelikebeplanning en Grondgebruiksbestuur By-wet, 2016: Erf 493, Del Judor Uitbreiding 1 Dorpsgebied, Registrasie Afdeling J.S., Provinsie van Mpumalanga.....	2812	13
PROCLAMATION • PROKLAMASIE			
13	Town-planning and Townships Ordinance (15/1986): Conditions of Establishment: Proposed Township: Wesseltown Ext 11.....	2812	14
14	Less Formal Township Establishment Act (113/1991): Portion 15 and a part of Portion 60 of the Farm Zyferfontein 576-IR.....	2812	18
PROVINCIAL NOTICES • PROVINSIALE KENNISGEWINGS			
43	Steve Tshwete Town-planning Scheme, 2004: Remainder of Portion 20 (a portion of Portion 8) of the Farm Elandspruit 291-JS	2812	22
43	Steve Tshwete-dorpsbeplanningskema, 2004: Restant van Gedeelte 20 ('n gedeelte van Gedeelte 8) van die plaas Elandspruit 291-JS.....	2812	22
44	Local Government: Municipal Structures Act (117/1998): Determination of date for By-election.....	2812	23
45	Division of Revenue Bill, 2017: 18 Municipalities: Payment of property rates and taxes	2812	24
46	Division of Revenue Bill, 2017: Mpumalanga Department of Finance: Transfers made to each school for the 2017 Medium Term Expenditure Framework (MTEF)	2812	26
47	Division of Revenue Bill, 2017: Notice of the budget of each hospital for the 2017/18 Medium Term Expenditure Framework (MTEF) as set out in the attached schedule.....	2812	47
48	Mpumalanga Gaming Act (5/1995) as amended: Application for a transfer of a site operator license: Golden Pond Trading 476 (Pty) Ltd (Registration Number: 2006/011963/07), trading as Mabuza Bar Lounge.....	2812	88
49	Mpumalanga Gambling Act, 1995: Application for relocation of premises: Hollywood Sportsbook Mpumalanga (Pty) Ltd	2812	88
LOCAL AUTHORITY NOTICES • PLAASLIKE OWERHEIDS KENNISGEWINGS			
43	Steve Tshwete Spatial Planning and Land Use Management By-Law, 2016: Portion 17 of Erf 5215, Township of Middelburg.....	2812	89
43	Steve Tshwete Spatial Planning and Land Use Management By-wette, 2016: Gedeelte 17 van Erf 5215, van die dorp Middelburg.....	2812	90
44	Steve Tshwete Spatial Planning and Land Use Management By-Law, 2016: Portion 17 of Erf 5215, Township of Middelburg.....	2812	91
44	Steve Tshwete "Spatial Planning and Land Use Management" By-Wette, 2016: Gedeelte 17 van Erf 5215 van die dorp Middelburg.....	2812	92
46	Town-planning and Townships Ordinance, 1986: Portion 53 of Stand 1548, Sonheuwel Extension 1	2812	93

GENERAL NOTICES • ALGEMENE KENNISGEWINGS

NOTICE 49 OF 2017

**NOTICE OF APPLICATION FOR AMENDMENT OF THE EMALAHLENI LAND USE MANAGEMENT SCHEME
2010 IN TERMS OF CHAPTER 5 AND 6 OF THE EMALAHLENI SPATIAL PLANNING AND LAND USE
MANAGEMENT BYLAW, 2016, READ TOGETHER WITH SPLUMA, ACT 16 OF 2013
EMALAHLENI AMENDMENT SCHEME 2178 WITH ANNEXURE 776**

I, Laurette Swarts Pr. Pln of Korsman & Associates being the authorised agent of the owner of Portion 312 (Portion of Portion 65) of the Farm Naauwpoort 335, Registration Division J.S., Province of Mpumalanga, hereby give notice in terms of chapter 5 and 6 of the Emalahleni Spatial Planning and Land Use Management By-law, 2016, read together with SPLUMA, 2013, that I have applied to the Emalahleni Local Municipality for the amendment of the town planning scheme known as the Emalahleni Land Use Management Scheme 2010 by the rezoning of the erf described above, situated adjacent to the R554 and south from Emalahleni from "Industrial 1" to "Business 3" for shops and business purposes with annexure 776 for service industries. Particulars of the application will lay for inspection during normal office hours at the office of the Chief Town Planner, third Floor, Civic Centre, Mandela Avenue, Emalahleni, for a period of 30 days from **19 May 2017**. Objections to or representations in respect of the application must be lodged with or made in writing to the Municipal Manager at the above address or at P.O Box 3, Emalahleni, 1035 within a period of 30 days from **19 May 2017**.

Address of applicant: Korsman & Associates, Private Bag X7294, Suite 295, Witbank, 1035, Phone: 013-650 0408, Fax: 086 663 6326, Email admin@korsman.co.za

Our ref: R17185-advGazetTE

19-26

KENNISGEWING 49 VAN 2017

**KENNISGEWING VAN AANSOEK OM WYSIGING VAN DIE EMALAHLENI
GRONDGEBRUIKBESTUURSKEMA, 2010 INGEVOLGE HOOFSTUK 5 EN 6 VAN DIE EMALAHLENI
RUIMETLIKEBEPLANNING EN GRONDGEBRUIKSBESTUUR BY-WET, 2016, SAAMGELEES MET SPLUMA,
WET 16 VAN 2013**

EMALAHLENI WYSIGINGSKEMA 2178 MET BY LAAG 776

Ek, Laurette Swarts Pr. Pln van Korsman & Venote synde die gemagtigde agent van die eienaar van Gedeelte 312 (Gedeelte van Gedeelte 65) van die Plaas Naauwpoort 335, Registrasie Afdeling J.S., Provinsie van Mpumalanga gee hiermee ingevolge hoofstuk 5 en 6 van die Emalahleni Ruimetlikebeplanning en Grondgebruiksbestuur By-wet, 2016, saamgelees met SPLUMA, 2013, kennis dat ek by die Emalahleni Plaaslike Munisipaliteit aansoek gedoen het om die wysiging van die dorpsbeplanningskema, bekend as die Emalahleni Grondgebruikbestuurskema 2010 deur die hersonering van die eiendom hierbo beskryf, geleë aangresend doe R554 suid van Emalahleni, van "Industrieel 1" na "Besigheid 3" vir die doel van winkels and besigheidsdoeleindes met bylaag 776 vir bedryf infudtrië. Besonderhede van die aansoek lê ter insae gedurende gewone kantoorure by die Hoofstadsbeplanner, Derdevloer, Burgersentrum, Mandelarylaan, Emalahleni, vir 'n tydperk van 30 dae vanaf **19 Mei 2017**. Besware teen of verhoë ten opsigte van die aansoek moet binne 'n tydperk van 30 dae vanaf **19 Mei 2017** skriftelik tot die munisipale Bestuurder by bovermelde adres of by Posbus 3, Emalahleni, 1035 ingedien of gerig word.

Adres van applikant: Korsman & Venote, Privaatsak X7294, Suite 295, Witbank, 1035, Tel: 013-650 0408 Faks: 086 663 6326, E-pos admin@korsman.co.za

Ons verwysing: R17185-advGazette

19-26

NOTICE 50 OF 2017**PIET RETIEF AMENDMENT SCHEME 327.**

Notice of application for the amendment of the Piet Retief Town Planning Scheme, 1980, in terms of Section 56(1)(b)(i) of the Town-Planning and Townships Ordinance, 1986, (Ordinance No. 15 of 1986).

I, Pinkie Kühne, being the authorised agent of the registered owner of the property mentioned below, hereby give notice, in terms of the above Ordinance, that I have applied to the Mkhondo Municipality, Piet Retief, for the amendment of the Town Planning Scheme, known as the Piet Retief Town Planning Scheme, 1980, by the rezoning of Remainder of Erf 186, situated at no. 30A Von Brandis Street, Piet Retief, from "Residential 1" to "Special" with Annexure 64.

Particulars of the application will lie for inspection during normal office hours at the office of the Municipal Manager, Civic Centre, Mark Street, Piet Retief for a period of 28 (twenty eight) days from 26 May 2017.

Objections to this application must, within a period of 28 (twenty eight) days from 26 May 2017, written and in duplicate, be submitted to the Municipal Manager at the above address, or be posted to P. O. Box 23, Piet Retief, 2380.

Agent: Pinkie Kühne, P. O. Box 22072, Newcastle, 2940. E-mail: pinkiekhune@gmail.com Cell: 082 952 2946.

26-1

KENNISGEWING 50 VAN 2017**PIET RETIEF WYSIGINGSKEMA 327.**

Kennisgewing van aansoek om die wysiging van die Piet Retief Stadsbeplanningskema, 1980, ingevolge Artikel 56(1)(b)(i) van die Ordonnansie op Dorpsbeplanning en Dorpe, 1986, (Ordonnansie Nr. 15 van 1986).

Ek, Pinkie Kühne, synde die gemagtigde agent van die geregistreerde eienaar van die ondergenoemde eiendom, gee hiermee, ingevolge bogenoemde Artikel, kennis dat ek by die Mkondo Munisipaliteit, Piet Retief, aansoek gedoen het om die wysiging van die Dorpsbeplanningskema, bekend as die Piet Retief Dorpsbeplanningskema, 1980, deur die hersonering van Restant van Erf 186, geleë te Von Brandisstraat 30A, Piet Retief, vanaf "Residensieël 1" na "Spesiaal" met Bylaag 64.

Besonderhede van die aansoek lê ter insae gedurende gewone kantoorure by die kantoor van die Munisipale Bestuurder, Burgersentrum, Markstraat, Piet Retief, vir 'n tydperk van 28 (agt en twintig) dae vanaf 26 Mei 2017. Besware of verhoë teen die aansoek moet, binne 'n tydperk van 28 (agt en twintig) dae vanaf 26 Mei 2017, geskrewe en in tweevoud, ingehandig word by die Munisipale Bestuurder by bovermelde adres, of gepos word aan Posbus 23, Piet Retief, 2380.

Agent: Pinkie Kühne, Posbus 22072, Newcastle, 2940. E-pos: pinkiekhune@gmail.com Sel: 082 952 2946.

26-1

NOTICE 51 OF 2017

NOTICE OF APPLICATION FOR AMENDMENT OF THE EMALAHLENI LAND USE MANAGEMENT SCHEME 2010 IN TERMS OF CHAPTER 5 AND 6 OF THE EMALAHLENI SPATIAL PLANNING AND LAND USE MANAGEMENT BYLAW, 2016, READ TOGETHER WITH SPLUMA, ACT 16 OF 2013

EMALAHLENI AMENDMENT SCHEME 2198 WITH ANNEXURE 780

I, Laurette Swarts Pr. Pln. of the firm Korsman & Associates, being the authorised agent of the owner of, Erf 493 Del Judor Extension 1 Township Registration Division J.S., Province of Mpumalanga, hereby give notice in terms of Chapter 5 and 6 of the Emalahleni Spatial Planning and Land Use Management By-law, 2016, read together with SPLUMA, 2013, that I have applied to the Emalahleni Local Municipality for the amendment of the town planning scheme known as the Emalahleni Land Use Management Scheme 2010 by the rezoning of the erf described above, situated at 16 Mathew Street, from "Residential 1" to "Tourism" in order to accommodate a guest house with annexure 780 for social hall. Particulars of the application will lay for inspection during normal office hours at the office of the Chief Town Planner, third Floor, Civic Centre, Mandela Avenue, Emalahleni, for a period of 30 days from **26 May 2017**. Objections to or representations in respect of the application must be lodged with or made in writing to the Municipal Manager at the above address or at P.O Box 3, Emalahleni, 1035 within a period of 30 days from **26 May 2017**.

Address of applicant: Korsman & Associates, Private Bag X7294, Suite 295, Witbank, 1035, Phone: 013-650 0408, Fax: 086 663 6326, Email admin@korsman.co.za
Our ref: R17189-advGazette

26-2

KENNISGEWING 51 VAN 2017

KENNISGEWING VAN AANSOEK OM WYSIGING VAN DIE EMALAHLENI
GRONDGEBRUIKBESTUURSKEMA, 2010 INGEVOLGE HOOFSTUK 5 EN 6 VAN DIE EMALAHLENI
RUIMETLIKEBEPLANNING EN GRONDGEBRUIKBESTUUR BY-WET, 2016, SAAMGELEES MET SPLUMA,
WET 16 VAN 2013

EMALAHLENI WYSIGINGSKEMA 2198 MET BYLAAG 780

Ek, Laurette Swarts Pr. Pln. van die firma Korsman & Venote, synde die gemagtigde agent van die eienaar van Erf 493 Del Judor Uitbreiding 1 Dorpsgebied, Registrasie Afdeling J.S., Provinsie van Mpumalanga gee hiermee ingevolge Hoofstuk 5 en 6 van die Emalahleni Ruimtelikebeplanning en Grondgebruiksbestuur By-wet, 2016, saamgelees met SPLUMA, 2013, kennis dat ek by die Emalahleni Plaaslike Munisipaliteit aansoek gedoen het om die wysiging van die dorpsbeplanningskema, bekend as die Emalahleni Grondgebruikbestuurskema 2010 deur die hersonering van die eiendom hierbo beskryf, geleë te Mathewstraat 16, van "Residensieel 1" na "Toerisme" ten einde 'n gastehuis te akkommodeer met bylaag 780 vir sosiale saal. Besonderhede van die aansoek lê ter insae gedurende gewone kantoorure by die Hoofstadsbeplanner, Derdevloer, Burgersentrum, Mandelarylaan, Emalahleni, vir 'n tydperk van 30 dae vanaf **26 Mei 2017**. Besware teen of vertoë ten opsigte van die aansoek moet binne 'n tydperk van 30 dae vanaf **26 Mei 2017** skriftelik tot die munisipale Bestuurder by bovermelde adres of by Posbus 3, Emalahleni, 1035 ingedien of gerig word.

Adres van applikant: Korsman & Venote, Privaatsak X7294, Suite 295, Witbank, 1035, Tel: 013-650 0408 Faks: 086 663 6326, E-pos admin@korsman.co.za

Ons verwysing: R17189-advGazette

PROCLAMATION • PROKLAMASIE

PROCLAMATION 13 OF 2017

**CONDITIONS OF
ESTABLISHMENT**

Proposed Township:
Wesselton Ext 11

Prepared by Afriplan Town and Regional Planners

November 2010

CONDITIONS OF ESTABLISHMENT

CONDITIONS UNDER WHICH THE APPLICATION FOR TOWNSHIP ESTABLISHMENT IN TERMS OF THE PROVISIONS OF THE TOWN PLANNING AND TOWNSHIPS ORDINANCE 15 OF 1986, (CHAPTER IV, SECTION 107) ON A PORTION OF PORTION 55 OF THE FARM SPITSKOP 276 IS PROVINCE MPUMALANGA, BY THE MSUKALIGWA MUNICIPALITY (HEREINAFTER REFERRED TO AS THE TOWNSHIP APPLICANT) AND BEING THE REGISTERED OWNER OF THE LAND, HAS BEEN APPROVED.

1. CONDITIONS TO BE COMPLIED WITH PRIOR TO THE DECLARATION OF THE TOWNSHIP AS APPROVED TOWNSHIP

(1) MINERAL RIGHTS

The township applicant shall at its own expense cause all rights to minerals to be severed from the ownership of the land and to be reserved in a separate Certificate of Mineral Rights.

(2) GENERAL

The township applicant shall be responsible to ensure that:

- i.) The relevant Amendment Scheme in terms of Section 125 of Ordinance 15 of 1986 has been prepared and that the Amendment Scheme could be published simultaneously with the declaration of the township as approved township.
- ii.) The township applicant shall comply with the requirements of Section 72, 75 and 101 of Ordinance 15 of 1986.

2. CONDITIONS OF ESTABLISHMENT

(1) NAME

The name of the township shall be Wessellon X 11.

(2) LAYOUT / DESIGN


The township shall consist of erven and streets as indicated on the approved layout plan WEXT 11.

(3) ACCESS

The township applicant shall be responsible for the construction of the internal road network to the satisfaction of the local authority. The township applicant shall see to the joining of such road network to the existing road network permitting access to the township.

(4) REMOVAL, REPOSITIONING, MODIFICATION OR REPLACEMENT OF EXISTING MUNICIPAL SERVICES

If, by reason of the establishment of the township, it should become necessary to remove, reposition, modify or replace any existing municipal services, the cost thereof shall be borne by the township applicant.



(5) **REMOVAL, REPOSITIONING, MODIFICATION OR REPLACEMENT OF EXISTING TELKOM PLANT**

If, by reason of the establishment of the township, it should become necessary to remove, reposition, modify or replace any existing Telkom plant, the cost thereof shall be borne by the township applicant.

(6) **REMOVAL, REPOSITION, MODIFICATION OR REPLACEMENT OF EXISTING ESKOM POWER LINES**

If, by reason of the establishment of the township, it should become necessary to remove, reposition, modify or replace any existing power lines of ESKOM, the cost thereof shall be borne by the township applicant.

(7) **LAND USE AND ZONING CONDITIONS**

(a) **ALL ERVEN ACCEPT PARKS AND STREETS**

The uses of all erven in the township save for parks and streets will be in accordance with the ruling town-planning scheme and any amendment thereof.

(b) **PARKS AND STREETS**

All parks and streets indicated as such on the approved General Plan will be reserved for the use of parks and streets regardless the zoning in terms of the ruling town-planning scheme.

3. **CONDITIONS TO BE COMPLIED WITH BEFORE THE ERVEN IN THE TOWNSHIP BECOME REGISTRABLE**

(1) **INSTALLATION AND PROVISION OF SERVICES**

- (a) The township applicant shall install and provide internal engineering services to the township, to the satisfaction of the local authority.
- (b) The township applicant shall ensure that sufficient capacity of external engineering services exist to deliver the appropriate level of services to the future residents of the township, to the satisfaction of the local authority.
- (c) The township applicant shall ensure that storm water run-off is efficiently disposed of, to the satisfaction of the local authority.

(2) **DEMOLITION OF BUILDINGS AND STRUCTURES**

The Local Authority shall at its own expense cause all existing buildings and structures situated within the building line reserves, side spaces or over common boundaries to be demolished if and when necessary.


4. **CONDITIONS OF TITLE**

(1) **DISPOSAL OF EXISTING CONDITIONS OF TITLE**

All erven shall be made subject to existing conditions and servitudes, if any, including the reservation of rights to minerals and real rights.

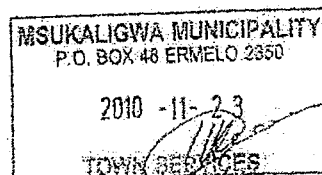
(2) **ALL ERVEN**

The erf is subject to –



The erf is subject to –

- (a) Servitude 3 meters wide along any street boundary, provided that with the written consent of the local authority such servitude may be dispensed with.
- (b) Servitude 2 meters wide along any boundary, provided that with the written consent of the local authority such servitude may be dispensed with.
- (c) No buildings or other structures shall be erected within the aforesaid servitude area and no large-rooted trees shall be planted within the area of such servitude or within 1 metre thereof.
- (d) The Local Authority shall be entitled to deposit temporarily on the land adjoining the aforesaid servitude such material as may be excavated by it during the course of the construction, maintenance or removal of such sewerage mains and other works as is, in its discretion, may deem necessary and shall further be entitled to reasonable access to the said land for the aforesaid purpose, subject to any damage done during the process of the construction, maintenance or removal of such sewerage mains and other works being made good by the Local Authority.



PROCLAMATION 14 OF 2017

CONDITIONS UNDER WHICH THE APPLICATION FOR TOWNSHIP ESTABLISHMENT IN TERMS OF THE PROVISIONS OF SECTION 11 OF THE LESS FORMAL TOWNSHIP ESTABLISHMENT ACT, 1991 (ACT NO. 113 OF 1991) ON A PART OF PORTION 15 AND A PART OF PORTION 60 OF THE FARM ZYFERFONTEIN 576-IR, PROVINCE OF MPUMALANGA, BY GREYLINGSTAD LOCAL COUNCIL (HEREINAFTER REFERRED TO AS THE TOWNSHIP APPLICANT) AND BEING THE REGISTERED OWNER OF THE LAND, HAS BEEN APPROVED

1. CONDITIONS TO BE COMPLIED WITH PRIOR TO THE APPROVAL OF THE GENERAL PLAN**(1) CONSOLIDATION / NOTARIAL TIE OF FARM PORTIONS**

The township applicant shall at its own expense cause the component farm portions comprising the township to be consolidated / notorially tied, where necessary.

(2) GENERAL**(a) THE TOWNSHIP APPLICANT SHALL MAKE THE NECESSARY ARRANGEMENTS TO ENSURE THAT -**

- (i) satisfactory arrangements have been made with Transnet regarding the protection of its property in respect of stormwater emanating from the township;
- (ii) the boundaries of the township as well as those of existing railway lines or railway reserves, have been determined in consultation with the Senior Land Surveyor of Transnet (Spoornet)
- (iii) street names have been -
 - (aa) allocated by the township applicant;
 - (bb) approved by the local authority; and
 - (cc) shown on the layout plan / general plan.

(b) THE TOWNSHIP APPLICANT SHALL COMPLY WITH THE PROVISIONS OF SECTION 16 OF THE LESS FORMAL TOWNSHIP ESTABLISHMENT ACT, 1991 (ACT NO. 113 OF 1991).**2. CONDITIONS TO BE COMPLETED WITH PRIOR TO THE REGISTRATION OF THE TOWNSHIP****(1) MINERAL RIGHTS**

The township applicant shall at its own expense cause all rights to minerals to be severed from the ownership of the land and to be reserved in a separate Certificate of Mineral Rights.

(2) GENERAL

The township applicant shall comply with the provisions of section 17 of the Less Formal Township Establishment Act, 1991 (Act No. 113 of 1991).

3. CONDITIONS TO BE COMPLIED WITH PRIOR TO THE TOWNSHIP BEING DECLARED AN APPROVED TOWNSHIP

The township applicant shall satisfy the Premier that Rand Water has approved the arrangements regarding the disposal of sewage, trade and domestic effluents in respect of the township.

4. CONDITIONS OF ESTABLISHMENT**(1) NAME**

The name of the township shall be Nthorwane Extension 1.

(2) LAYOUT / DESIGN

The township shall consist of erven and streets as indicated on Layout Plan No. DOH/15/3/2/1/259[1]

(3) REMOVAL, REPOSITIONING, MODIFICATION OR REPLACEMENT OF EXISTING POST OFFICE / TELKOM PLANT

If, by reason of the establishment of the township, it should become necessary to remove, reposition, modify or replace any existing Post Office plant, the cost thereof shall be borne by the township applicant.

(4) REMOVAL, REPOSITION, MODIFICATION OR REPLACEMENT OF EXISTING ESKOM POWER LINES

If, by reason of the establishment of the township, it should become necessary to remove, reposition, modify or replace any existing power lines or ESKOM, the cost thereof shall be borne by the township applicant.

(5) LAND USE CONDITIONS**(a) CONDITIONS IMPOSED BY THE PREMIER IN TERMS OF THE PROVISIONS OF THE LESS FORMAL TOWNSHIP ESTABLISHMENT ACT, 1991 (ACT NO. 113 OF 1991)**

All erven, with the exception of the erven mentioned in clause 5(1), shall be subject to the following conditions

(i) ALL ERVEN

- (aa) The use of the erf is as defined and subject to such conditions as are contained in the Land Use Conditions in the appendix attached hereto: Provided that on the date on which a town-planning scheme relating to the obligations contained in such scheme shall supersede those contained in the aforesaid Land Use Conditions.
- (bb) The use zone of the erf can on application and after consultation with the local authority concerned, be altered by the Premier on such terms as he may determine and subject to such conditions as he may impose.
- (cc) The erf lies in an area where soil conditions can affect buildings and structures and result in damage to them. Building plans submitted to the local authority must show measures to be taken, in accordance with recommendations contained in the geotechnical report for the township, to limit possible damage to buildings and structures as a result of detrimental foundation conditions, unless it is proved to the local authority that such measures are unnecessary or that the same purpose can be achieved by other more effective means.

(ii) ERVEN 643 TO 744 AND 746 TO 968

The use zone of the erf shall be "Residential".

(iii) ERF 745

The use zone of the erf shall be "Community facility".

(iv) ERF 969 AND 970

The use zone of the erf shall be Public open space".

(b) ERVEN SUBJECT TO SPECIAL CONDITIONS

In addition to the relevant conditions set out above, the undermentioned erven shall be subject to the conditions as indicated.

(i) ERVEN 643, 648, 649, 658, 659, 677, 678, 681, 682, 709, 710, 713, 714, 745, 771, 772, 775, 776, 807, 808, 820, 821, 835, 836, 865, 950 AND 968,

Ingress to and egress from the erf shall not be permitted along the boundary thereof abutting on a 30 m wide street.

5. CONDITIONS TO BE COMPLIED WITH BEFORE THE ERVEN IN THE TOWNSHIP BECOME REGISTRABLE

(1) LAND FOR PUBLIC / MUNICIPAL PURPOSE

Erven 969 and 970 shall be transferred to the local authority by and at the expense of the township applicant as public open space.

(2) INSTALLATION AND PROVISION OF SERVICES

The township applicant shall install and provide appropriate, affordable and upgradable internal and external services in or for the township

6. CONDITIONS OF TITLE

(1) DISPOSAL OF EXISTING CONDITIONS OF TITLE

All erven shall be made subject to existing conditions and servitudes, if any, including the reservation of rights to minerals and real rights.

(2) CONDITIONS IMPOSED BY THE PREMIER IN TERMS OF THE PROVISIONS OF THE LESS FORMAL TOWNSHIP ESTABLISHMENT ACT, 1991 (ACT NO. 113 OF 1991)


(a) ALL ERVEN WITH THE EXCEPTION OF ERVEN 969 AND 970

(i) The erf is subject to -

(aa) a servitude 3 metres wide along the street boundary;

(bb) a servitude 2 metres wide along the rear (mid block) boundary; and

(cc) servitudes along the side along boundaries with an aggregate width of 3 metre and a minimum width 1 metre,

Approved


in favour of the local authority for sewerage and other municipal purpose and, in the case of a panhandle erf, and additional servitude for municipal purposes 1 metre wide across the access portion of the erf, of and when required by the local authority : Provided that the local authority may relax or grant exemption from the required servitudes.

- (ii) No building or other structure shall be erected within the aforesaid servitude area and no large-rooted trees shall be planted within the area of such servitude or within 1 metres thereof.
- (iii) The local authority shall be entitled to deposit temporarily on the land adjoining the aforesaid servitude such material as may be excavated by it during the course of the construction, maintenance or removal of such sewerage mains and other works as is, in its discretion, may deem necessary and shall further be entitled to reasonable access to the said land for the aforesaid purpose, subject to any damage done during the process of the construction, maintenance or removal of such sewerage mains and other works being made good by the local authority.

Approved
S.

PROVINCIAL NOTICES • PROVINSIALE KENNISGEWINGS

PROVINCIAL NOTICE 43 OF 2017**STEVE TSHWETE AMENDMENT SCHEME No. 694****NOTICE OF APPLICATION FOR THE AMENDMENT OF THE STEVE TSHWETE TOWN PLANNING SCHEME, 2004, IN TERMS OF SECTION 62(1) AND 94(1) (A) OF THE STEVE TSHWETE SPATIAL PLANNING AND LAND USE MANAGEMENT BYLAW, 2016.**

We Elizone (PTY) LTD being the authorized agent of the registered owner of Remainder of Portion 20 (A Portion of Portion 8) of the farm Elandspruit 291-JS hereby give notice in terms of Section 94(1)(a) of the Steve Tshwete Spatial Planning and Land Use Management Bylaw, 2016, that I have applied to the Steve Tshwete Local Municipality for the amendment of the town planning scheme known as the Steve Tshwete Town Planning Scheme, 2004, for the rezoning of the abovementioned property situated on the R555 to Witbank, by rezoning the property from Agriculture to Industrial 1 subject to certain conditions.

Any objection/s or comments including the grounds for such objection/s or comments with full contact details, shall be made in writing to the Municipal Manager, PO Box 14, Middelburg 1050 within 30 days from 19 May 2017.

Full particulars and plans may be inspected during normal office hours at the office of the Municipal Manager, Steve Tshwete Local Municipality, Cnr. Walter Sisulu and Wanderers Avenue, Middelburg, 1050, Tel: 013 2497000, for a period of 30 days from 19 May 2017.

Address of the Applicant: 1 Seinhuwel Street, Aerorand, Middelburg, 1055

19–26

PROVINSIALE KENNISGEWING 43 VAN 2017**STEVE TSHWETE WYSIGINGSKEMA No. 694****KENNISGEWING VAN DIE AANSOEK OM DIE WYSIGING VAN DIE STEVE TSHWETE DORPSBEPLANNINGSKEMA, 2004, INGEVOLGE ARTIKEL 62(1) EN 94(1) (A) VAN DIE STEDELIKE BEPLANNING EN GRONDGEBRUIK BESTUUR VERORDENINGE, 2016**

Ek, Elizone (PTY) LTD, synde die gemagtigde agent van die geregistreerde eienaar van restant van gedeelte 20 ('n gedeelte van gedeelte 8) van die plaas Elandspruit 291-JS, gee hiermee ingevolge Artikel 62(1) en 94(1)(a), van die Stedelike Beplanning en Grondgebruik Bestuur Verordeninge, 2016, kennis dat ons by Steve Tshwete Plaaslike Munisipaliteit aansoek gedoen het om die wysiging van Steve Tshwete Dorpsbeplanningskema, 2004, deur die hersonering van die bogenoemde eiendom geleë te R555, Witbank vanaf Landbou na Industriële 1, onderworpe aan sekere voorwaardes.

Besonderhede van die aansoek lê ter insae gedurende gewone kantoorure by die kantoor van die munisipale bestuurder, Steve Tshwete Plaaslike munisipaliteit, munisipale gebou, Wandererslaan, Middelburg, 1050, vir 'n tydperk van 30 dae vanaf 19 Mei 2017.

Besware of verhoë ten opsigte van die aansoek moet binne 'n tydperk van 30 dae vanaf 19 Mei 2017, skriftelik by of tot die munisipale bestuurder by bovermelde adres of by Posbus 14, Middelburg, 1050, ingedien of gerig word.


Adres Van Applikant: 1 Seinhuwel Straat, Aerorand, Middelburg, 1055

19–26

PROVINCIAL NOTICE 44 OF 2017**LOCAL GOVERNMENT: MUNICIPAL STRUCTURES ACT, 1998****DETERMINATION OF DATE FOR BY-ELECTION**

I, Refilwe Maria Mtshweni, Member of the Executive Council responsible for Co-operative Governance and Traditional Affairs in the Mpumalanga Province, hereby give notice in terms of section 25(4) of the Local Government: Municipal Structures Act, 1998 (Act No. 117 of 1998), that I have determined 28 June 2017 as the date on which the by-election as indicated in the Schedule should be held.

Given under my hand at Mbombela on 26 May 2017.



MS RM MTSHWENI (MPL)
MEC. CO-OPERATIVE GOVERNANCE
AND TRADITIONAL AFFAIRS

SCHEDULE

- | | | | | |
|-----|------|-----|---|-------------------------------|
| (a) | MP | 314 | - | Emakhazeni Local Municipality |
| | Ward | | - | Six 83104006 |

PROVINCIAL NOTICE 45 OF 2017**MPUMALANGA DEPARTMENT OF FINANCE**

In accordance with section 30(2) (a)(ii) of Division of Revenue Bill, 2017. I hereby give notice of the recommended division, of additions to municipalities for the 2017/18 financial year as set out in the attached schedule. These allocations will be transferred according to the transfer mechanism as per attached schedule and for the purpose set out therein.



HON. SE KHOLWANE, MPL

MEC: FINANCE, ECONOMIC DEVELOPMENT AND TOURISM

MPUMALANGA PROVINCIAL GOVERNMENT

DEPARTMENT OF PUBLIC WORKS ROADS AND TRANSPORT**18 Municipalities: Payment of property rates and taxes**

Transferring Department	Public Works Roads and Transport
Purpose of Allocation	Payment of Rates and taxes for Mpumalanga Provincial Government Properties
Measurable Outputs	Payment of Rates and taxes monitored and reconciled.
Allocation Criteria	To pay only current accounts
Monitoring Systems	Logis and BAS System
Budget on which transfer is shown	Equitable share allocated under Programme 2: Public Works Infrastructure, Transfers to Municipalities
Past Performance	120%
Projected Life	Continuously
Capacity and Preparedness of the Transferring Department	Fully Capacitated
Payment Schedule	From April to March each financial year

Table B.8: Transfers to local government by transfer / grant type, category and municipality: Public Works, Roads And Transport

R thousand	Outcome			Main appropriation	Adjusted appropriation 2016/17	Revised estimate	Medium-term estimates		
	2013/14	2014/15	2015/16				2017/18	2018/19	2019/20
Category A	-	-	-	-	-	-	-	-	-
Category B	140 106	111 131	148 324	130 189	130 189	150 478	170 000	180 030	190 112
MP301 Albert Luthuli	5 872	8 630	11 393	7 090	7 090	528	9 252	9 798	10 347
MP302 Msukaligwa	10 087	8 859	12 225	5 335	5 335	22 224	6 962	7 373	7 786
MP303 Mkhondo	7 692	2 049	5 883	6 734	6 734	3 695	8 788	9 306	9 827
MP304 Pixley Ka Seme	1 165	3 929	2 321	2 346	2 346	1 002	3 062	3 243	3 425
MP305 Lekwa	1 867	3 239	-	3 596	3 596	1 296	4 693	4 231	4 468
MP306 Dipaleseng	2 208	1 120	4 116	3 043	3 043	1 105	3 971	4 205	4 440
MP307 Govan Mbeki	6 180	9 674	10 449	9 734	9 734	6 938	12 703	13 452	14 205
MP311 Delmas	1 343	2 154	1 406	2 264	2 264	1 670	2 955	3 129	3 304
MP312 Emalahleni	12 065	9 408	17 122	10 940	10 940	11 025	14 277	15 119	15 966
MP313 Steve Tshwete	14 984	9 738	8 594	12 425	12 425	10 611	16 215	17 172	18 134
MP314 Emakhazeni	5 843	3 704	-	3 550	3 550	3 256	4 633	4 906	5 181
MP315 Thembisile	986	3 796	-	1 139	1 139	12 123	1 486	2 315	2 445
MP316 Dr JS Moroka	1 758	1 381	2 305	816	816	6 552	5 709	6 046	6 385
MP321 Thaba Chweu	4 855	5 466	6 172	5 732	5 732	-	7 480	7 921	8 365
MP322 Mbombela	22 800	24 443	29 309	24 411	24 411	46 112	27 212	28 817	30 431
MP323 Umjindi	372	757	802	1 654	1 654	851	2 261	2 394	2 528
MP324 Nkomazi	7 141	6 965	18 604	4 470	4 470	13 453	5 833	6 177	6 523
MP325 Bushbuckridge	32 888	5 819	17 623	24 910	24 910	8 037	32 508	34 426	36 352
Category C	-	-	-	-	-	-	-	-	-
DC30 Gert Sibande	-	-	-	-	-	-	-	-	-
DC31 Nkangala	-	-	-	-	-	-	-	-	-
DC32 Ehlanzeni	-	-	-	-	-	-	-	-	-
Unallocated	-	-	-	-	-	-	-	-	-
Total departmental transfers to local g	140 106	111 131	148 324	130 189	130 189	150 478	170 000	180 030	190 112

PROVINCIAL NOTICE 46 OF 2017**MPUMALANGA DEPARTMENT OF FINANCE**

In accordance with section 30(2)(a)(ii) of the Division of Revenue Bill, 2017, I hereby give notice of the transfers made to each school for the 2017 Medium Term Expenditure Framework (MTEF) as set out in the attached schedule.



HON. SE KHOLWANE, MPL**MEC: FINANCE, ECONOMIC DEVELOPMENT AND TOURISM****MPUMALANGA PROVINCIAL GOVERNMENT**

DEPARTMENT OF EDUCATION
ALLOCATIONS TO SECTION 21 SCHOOLS

Bohlabela, Ehlanzeni, Gert Sibande and Nkangala Districts

Transferring Department	Department of Education
Purpose of Allocation	To enable public schools including no fee schools to procure educational related items
Measurable Outputs	Schools will be able to procure the following items as stipulated in the paper budget: payment of telephone bills, stationery for the school offices and cleaning material, consumable curriculum material, payment of municipal services, payment of labour saving devices, and day to day maintenance of the schools buildings and premises.
Conditions of the transfers	<p>The funds are only transferred if latest audited/ reviewed financial statements as regulated by SASA (South African Schools Act) and certificates of written assurance are submitted by the school</p> <p>The school needs to compile a budget indicating how funds will be utilized</p> <p>The funds are to be used for curriculum and educational related matters and also in keeping with Section 104 of the South African Schools Act (SASA), Act no. 84 of 1996</p> <p>Records of all purchases must be kept safe and made available whenever requested in line with Sections 109 and 110 of SASA.</p> <p>If a need arises to use the funds for anything not stipulated above, the School Governing Body must apply in writing to the district manager, for permission to use the funds for other items.</p> <p>Schools should comply with the Financial Reporting Framework for Schools as approved by the MEC – Education.</p>
Allocation Criteria	Based on obligation of the Provincial Department to provide funding to schools so that the schools will be able to function optimally.
Monitoring Systems	Annual submission of audited financial statements by schools to district offices and through school visits by personnel from district offices to check on the use of the funds
Budget on which transfer is shown	The budget where these transfers are shown is under the economic classification payment of transfers and subsidies in Programme 2: Public Ordinary schools under sub Programmes: Public Primary– and Public Secondary schools
Past Performance	Transfers are paid by district offices. Delays in the transferring of funds occur if schools do not submit the audited financial statements on time
Projected Life	01 April 2017 – 31 March 2018
Capacity and Preparedness of the Transferring Department	District staff and staff from head office will work together in dealing with complaints that come from schools
Payment Schedule	Funds are transferred in two installments. The first one (50% of the allocated paper budget) happens on or before the 15th of May, the second installment happens on or before the 15th of November (50% of the allocated paper budget).

MEC:FINANCE, ECONOMIC DEVELOPMENT AND TOURISM

SECTION 21 FEE SCHOOLS

School Name	Enis Number	Phase	District	Educators	Non Educators	Quintiles	Lessons	Main Appropriation 2016/17	Adjusted Appropriation	Revised Estimates	2017/18	2018/19	2019/20
MOUNTAIN VIEW SCHOOL	80002081	Combined	EHLANZENI	10	4	4	641	201 515	201 515	201 515	203 417	215 413	227 432
HICERSKOOI BARGENTON	80002571	Secondary	EHLANZENI	25	5	4	715	223 945	223 945	223 945	222 085	223 074	246 136
LAERSKOOI BARGENTON	80003699	Primary	EHLANZENI	32	8	4	1007	328 623	328 623	328 623	321 300	342 153	331 325
BARGENTON COMBINED SCHOOL	80002083	Combined	EHLANZENI	15	4	4	519	164 535	164 535	164 535	161 735	171 227	182 285
SWARTLAND SECONDARY SCHOOL	80002255	Secondary	EHLANZENI	41	9	4	1104	341 856	341 856	341 856	341 259	361 393	361 631
NELSVILLE SCHOOL	80001626	Primary	EHLANZENI	19	4	4	683	214 245	214 245	214 245	215 527	227 714	240 436
VALENCIA COMBINED SCHOOL	80002453	Combined	EHLANZENI	35	9	4	1056	321 244	321 244	321 244	316 657	334 381	353 651
GRASKOP PRIMARY SCHOOL	80002016	Primary	BOHLABELA	10	2	4	372	119 978	119 978	119 978	117 674	124 617	131 566
RAYCRAM SECONDARY SCHOOL	80003231	Secondary	BOHLABELA	13	3	4	257	79 057	79 057	79 057	80 756	85 521	90 312
KAAPMULDER PRIMARY SCHOOL	80002625	Primary	EHLANZENI	10	2	4	344	111 400	111 400	111 400	124 224	131 553	138 503
LAERSKOOI AMSTERDAM	80002646	Primary	GERT SIBANDE	15	2	4	134	47 837	47 837	47 837	48 326	51 165	54 021
LAERSKOOI BOPHAR	80003653	Primary	GERT SIBANDE	11	3	4	344	111 495	111 495	111 495	115 558	122 458	125 233
MEC FINANCE ECONOMIC DEVELOPMENT AND TOURISM		Primary	GERT SIBANDE	5	1	4	121	43 897	43 897	43 897	43 543	45 112	46 894
LAERSKOOI GROOTVLEI	80000193	Primary	GERT SIBANDE	7	2	4	153	50 597	50 597	50 597	50 657	53 079	56 694
GEKOMBEINDE SKOOL BALFOUR	80002445	Combined	GERT SIBANDE	23	5	4	527	166 961	166 961	166 961	168 554	178 530	186 528
BALFOUR PRIMARY SCHOOL	80003495	Primary	GERT SIBANDE	24	5	4	763	236 494	236 494	236 494	231 700	245 370	256 111
BREYTEN PRIMARY SCHOOL	80002627	Primary	GERT SIBANDE	15	3	4	484	155 957	155 957	155 957	159 056	168 442	177 673
LAERSKOOI LOTHAR	80002547	Primary	GERT SIBANDE	5	1	4	89	34 165	34 165	34 165	34 610	36 852	38 705
CAROLINA COMBINED SCHOOL	80001994	Combined	GERT SIBANDE	28	5	4	854	269 110	269 110	269 110	267 596	281 135	279 735
CAROLINA WAZEMES SCHOOL	80002441	Combined	GERT SIBANDE	25	5	4	499	149 380	149 380	149 380	149 520	155 361	167 219
NORSEIDICH LAIBESOU AKADEMIE	80002457	Combined	GERT SIBANDE	18	4	4	322	104 823	104 823	104 823	103 056	109 155	115 201
LAERSKOOI KIMPUS	80002680	Primary	GERT SIBANDE	5	2	4	144	50 857	50 857	50 857	50 887	53 508	56 634
THISTLE GROVE COMBINED SCHOOL	80002376	Combined	GERT SIBANDE	44	9	4	1316	400 118	400 118	400 118	419 690	442 215	464 838
OSIZWENI PRIMARY SCHOOL	80001760	Combined	GERT SIBANDE	65	9	4	2239	665 668	665 668	665 668	660 116	689 053	738 211
OSIZWENI SECONDARY SCHOOL	80001211	Secondary	GERT SIBANDE	35	8	4	1313	405 206	405 206	405 206	406 203	461 024	486 641
LAERSKOOI TRICHARDT	80002872	Primary	GERT SIBANDE	12	3	4	414	132 706	132 706	132 706	112 516	118 927	125 273
LAERSKOOI SECURIA	80002538	Primary	GERT SIBANDE	15	3	4	462	147 258	147 258	147 258	154 416	174 117	183 289
SASOLIA PRIMARY SCHOOL	80001922	Primary	GERT SIBANDE	28	5	4	1046	324 276	324 276	324 276	325 273	345 628	354 544
LAERSKOOI LAMARJA	80002682	Primary	GERT SIBANDE	25	5	4	403	129 374	129 374	129 374	129 698	135 962	143 814
LAERSKOOI PIET PETRE	80002596	Primary	GERT SIBANDE	27	5	4	851	265 165	265 165	265 165	267 578	275 252	291 458
LAERSKOOI WITTEBERG	80002675	Primary	GERT SIBANDE	5	2	4	123	44 199	44 199	44 199	42 646	45 450	48 022
STANWEE COMBINED SCHOOL	80002218	Combined	GERT SIBANDE	33	8	4	1033	320 336	320 336	320 336	309 702	327 574	346 341
HICERSKOOI STANSTON	80002565	Secondary	GERT SIBANDE	36	8	4	767	239 702	239 702	239 702	238 493	250 414	264 427
VOLKSRUST PRIMARY SCHOOL	80002471	Primary	GERT SIBANDE	5	2	4	320	104 216	104 216	104 216	104 831	104 438	106 015
HICERSKOOI VOLKSRUST	80002561	Secondary	GERT SIBANDE	21	4	4	560	176 963	176 963	176 963	176 324	185 727	197 184
LAERSKOOI AMERSFOORT	80002658	Primary	GERT SIBANDE	6	2	4	141	49 959	49 959	49 959	50 330	53 363	56 351
LAERSKOOI PIONEER	80002657	Primary	GERT SIBANDE	23	4	4	688	215 761	215 761	215 761	198 056	203 743	221 489
LAERSKOOI DELMAS	80002679	Primary	NAKANGALA	25	5	4	769	239 455	239 455	239 455	242 417	259 229	271 046
LAERSKOOI ELOFT	80002878	Primary	NAKANGALA	11	3	4	288	84 816	84 816	84 816	82 840	87 728	92 441
HICERSKOOI DELMAS	80002678	Secondary	NAKANGALA	26	5	4	875	271 821	271 821	271 821	187 340	193 361	206 533
LAERSKOOI SUNDRA	80002688	Primary	NAKANGALA	10	2	4	392	126 041	126 041	126 041	131 696	139 434	147 242
CARRISA PRIMARY SCHOOL	80002602	Primary	NAKANGALA	19	4	4	630	198 180	198 180	198 180	194 782	205 274	217 625
LAERSKOOI TALFEES	80002665	Primary	NAKANGALA	24	5	4	832	259 712	259 712	259 712	310 534	328 919	347 233
GEKOMBEINDE SKOOL OOROS	80001750	Combined	NAKANGALA	21	4	4	464	147 864	147 864	147 864	145 362	153 939	162 450
LAERSKOOI KLIPFONTEIN	80002692	Primary	NAKANGALA	45	8	4	1280	395 204	395 204	395 204	385 296	411 203	434 237
HICERSKOOI PATRIOT	80002560	Secondary	NAKANGALA	25	5	4	862	268 503	268 503	268 503	263 853	279 420	295 098
LAERSKOOI REYNHAR	80002555	Primary	NAKANGALA	14	3	4	457	130 567	130 567	130 567	132 025	145 109	153 235
HICERSKOOI REYNHAR	80002552	Secondary	NAKANGALA	26	8	4	887	271 438	271 438	271 438	271 733	284 245	296 804
LAERSKOOI OVERWACHT	80002514	Primary	NAKANGALA	17	4	4	512	162 414	162 414	162 414	157 869	167 179	175 541
HICERSKOOI KRIE	80002583	Secondary	NAKANGALA	37	8	4	960	298 208	298 208	298 208	287 698	304 658	322 036
ALLEYDALE SECONDARY SCHOOL	80002003	Secondary	NAKANGALA	11	3	4	372	119 978	119 978	119 978	115 887	122 724	129 597
LAERSKOOI TASBETPAK	80002570	Primary	NAKANGALA	23	4	4	758	243 104	243 104	243 104	246 955	264 801	276 175
GREYDALE SCHOOL	80002477	Combined	NAKANGALA	42	8	4	1292	386 841	386 841	386 841	381 578	414 675	437 920
LAERSKOOI REYNHAR	80002687	Primary	NAKANGALA	25	5	4	993	300 835	300 835	300 835	326 672	345 946	365 319
LAERSKOOI KOPFONTEIN	80002634	Primary	NAKANGALA	5	2	4	237	79 057	79 057	79 057	84 622	86 620	94 636
HICERSKOOI MOELLBURG	80002573	Secondary	NAKANGALA	43	8	4	1050	325 468	325 468	325 468	319 825	345 955	357 652
RTS MOELLBURG	80002498	Secondary	NAKANGALA	56	9	4	1293	371 664	371 664	371 664	365 515	385 352	406 627
RTS PRIMARY SCHOOL	80002476	Combined	NAKANGALA	24	5	4	710	222 426	222 426	222 426	218 629	231 497	244 451
MOELLBURG PRIMARY SCHOOL	80001482	Primary	NAKANGALA	27	5	4	826	258 198	258 198	258 198	253 731	268 701	283 748
HENDRIKA PRIMARY SCHOOL	80002606	Primary	NAKANGALA	41	9	4	1482	450 430	450 430	450 430	1 017 331	1 077 354	1 137 696
MOELLBURG COMBINED SCHOOL	80001274	Combined	NAKANGALA	52	8	4	1478	454 614	454 614	454 614	457 687	484 969	511 812
LAERSKOOI KRAGVELD	80002640	Primary	NAKANGALA	13	3	4	395	119 098	119 098	119 098	109 856	116 165	122 635
HAMELFONTEN PRIMARY SCHOOL	80002507	Primary	NAKANGALA	2	0	4	42	20 544	20 544	20 544			
LAERSKOOI RETIKUL	80002565	Primary	NAKANGALA	10	2	4	338	109 672	109 672	109 672	128 932	134 382	141 616
GEKOMBEINDE SKOOL HENDRIKA	80002449	Combined	NAKANGALA	15	3	4	353	114 218	114 218	114 218	115 695	125 560	132 581
HICERSKOOI KANONOP	80002593	Secondary	NAKANGALA	25	5	4	438	153 170	153 170	153 170	155 482	164 868	173 323
STEELORETT HIGH SCHOOL	80002443	Secondary	NAKANGALA	25	5	4	785	239 100	239 100	239 100	231 106	244 740	258 445
LAERSKOOI KANONOP	80002674	Primary	NAKANGALA	34	5	4	716	224 240	224 240	224 240	223 387	233 353	246 405
LAERSKOOI DEWESIG	80002608	Primary	NAKANGALA	18	4	4	557	176 054	176 054	176 054	161 735	171 272	180 698
SELFAS AKADEMIE	80002473	Combined	NAKANGALA	29	5	4	736	230 310	230 310	230 310	215 326	228 030	240 890
LAERSKOOI OOSTERLIN	80002652	Primary	NAKANGALA	4	2	4	146	51 473	51 473	51 473	50 886	53 860	57 017
LAERSKOOI MALELANE	80002643	Primary	EHLANZENI	13	3	5	391	46 853	46 853	46 853	45 778	48 479	51 194
LAERSKOOI LAEVELD	80002534	Primary	EHLANZENI	26	5	5	865	94 456	94 456	94 456	93 851	99 385	104 954

NELSPRUIT PRIMARY SCHOOL	800018562	Primary	EHLANZENI	34	8	9	1137	121 807	121 807	121 587	121 592	128 226	136 411
ELURSPRUITZ PRIMARY SCHOOL	800028177	Primary	EHLANZENI	12	3	5	511	58 754	58 754	58 754	59 388	61 843	65 226
LAERSKOOI BERGLAND	800028201	Primary	EHLANZENI	26	5	5	761	85 984	85 984	85 984	86 544	94 527	109 137
LAERSKOOI OLIVA	800029599	Primary	EHLANZENI	8	2	5	207	31 039	31 039	31 039	31 264	33 130	34 995
LAERSKOOI BERGOLAM	800029744	Secondary	EHLANZENI	30	8	5	856	103 633	103 633	103 633	102 965	109 040	115 146
LAERSKOOI NELSPRUIT	800028460	Primary	EHLANZENI	33	6	5	1075	115 635	115 635	115 635	114 583	121 861	128 474
LOWVELD HIGH SCHOOL	800010736	Secondary	EHLANZENI	45	9	5	1158	124 055	124 025	124 025	353 784	374 535	385 618
LAERSKOOI LYDENBURG	800029580	Secondary	SOHLABELA	45	9	5	1032	116 342	116 342	116 342	114 281	121 024	127 651
LAERSKOOI LYDENBURG	800028415	Primary	SOHLABELA	37	8	5	1201	126 342	126 342	126 342	125 212	141 813	149 755
LAERSKOOI SABB	800029501	Primary	SOHLABELA	14	3	5	252	43 726	43 726	43 726	43 075	46 252	48 843
LAERSKOOI SYBRAND VAN NIEKERK	800029578	Secondary	SOHLABELA	22	5	5	688	74 588	74 588	72 920	77 954	82 333	86 712
LAERSKOOI NELSPRUIT	800029584	Secondary	EHLANZENI	52	9	5	1314	138 735	138 735	138 735	148 433	157 151	163 594
KOMATIPOORT AVANDEME	800029518	Combined	EHLANZENI	18	4	5	529	62 167	62 167	59 187	59 769	63 321	66 873
LAERSKOOI SKUKUZA	800029647	Primary	EHLANZENI	7	2	5	189	30 849	30 849	30 849	33 771	32 596	34 411
LAERSKOOI NUBIE	800029496	Primary	EHLANZENI	14	3	5	487	55 335	56 335	56 335	58 507	62 064	65 529
LAERSKOOI ROSE FERREIRA	800029549	Secondary	EHLANZENI	32	6	5	804	88 304	86 304	86 304	87 743	92 915	98 121
VICTORY PARK PRIMARY SCHOOL	800024681	Combined	EHLANZENI	36	8	5	1174	125 620	125 620	125 620	763 877	808 734	854 023
LAERSKOOI WITRIVER	800029793	Primary	EHLANZENI	36	8	5	1114	119 585	119 585	119 585	125 167	132 584	140 020
LAERSKOOI KOOZEBOUT	800029495	Secondary	ERT SIBANDE	31	6	5	720	79 852	79 852	79 852	78 327	82 931	87 755
LAERSKOOI MARIEZIE VAN NIEKERK	800028456	Primary	ERT SIBANDE	14	3	5	365	44 132	44 132	44 132	46 879	49 645	52 426
LAERSKOOI H. H. SWART	800029131	Primary	ERT SIBANDE	18	4	5	581	65 814	65 814	65 814	123 284	130 263	137 692
ERMELG PRIMARY SCHOOL	800029515	Primary	ERT SIBANDE	13	3	5	368	47 157	47 157	47 157	47 782	50 961	53 436
LAERSKOOI ERMELG	800029795	Secondary	ERT SIBANDE	38	8	5	852	72 975	72 975	72 975	67 811	71 603	75 610
NETHERLAND PARK SECONDARY SCHOOL	800029528	Secondary	ERT SIBANDE	12	3	5	598	67 328	67 328	67 328	73 515	74 675	78 657
ERMELG INDIAN COMBINED SCHOOL	800029387	Combined	ERT SIBANDE	16	3	5	451	52 704	52 704	52 704	51 789	54 843	57 614
LAERSKOOI ERMELG	800029134	Primary	ERT SIBANDE	25	5	5	808	88 807	88 807	88 807	85 242	92 445	98 681
HTS LOBBRON	800029482	Secondary	ERT SIBANDE	37	8	5	891	94 052	94 052	94 052	91 247	96 931	102 042
LAERSKOOI J. VAN DER MERWE	800029225	Primary	ERT SIBANDE	30	5	5	977	105 751	105 751	105 751	109 269	112 845	118 553
LAERSKOOI G. DE HOOP	800029142	Primary	ERT SIBANDE	28	5	5	902	98 490	98 490	98 490	91 247	96 931	102 042
TP STRATTON PRIMARY SCHOOL	800022540	Primary	ERT SIBANDE	27	5	5	877	95 989	95 989	95 989	94 961	102 417	109 072
ROHWELD PARK HIGH SCHOOL	800029116	Secondary	ERT SIBANDE	27	5	5	730	80 842	80 842	80 842	83 333	85 063	89 833
ROHWELD RIDGE PRIMARY SCHOOL	800029124	Primary	ERT SIBANDE	25	5	5	859	93 851	93 851	93 851	93 049	98 539	104 057
LAERSKOOI EVANDE	800029753	Secondary	ERT SIBANDE	33	8	5	833	91 229	91 229	91 229	89 645	95 142	102 474
LAERSKOOI ORANJESLOED	800029530	Primary	ERT SIBANDE	20	5	5	841	102 121	102 121	102 121	105 369	111 586	117 836
LAERSKOOI COSTERLAND	800029592	Secondary	ERT SIBANDE	30	5	5	892	73 284	73 284	73 284	83 434	86 357	93 332
LAERSKOOI ROEVELD	800029217	Primary	ERT SIBANDE	19	4	5	592	66 923	66 923	66 923	68 412	72 448	75 095
LAERSKOOI SEGUNDA	800029542	Secondary	ERT SIBANDE	41	9	5	1025	110 562	110 562	110 562	108 173	114 555	120 070
LAERSKOOI KRUNMAN	800029519	Primary	ERT SIBANDE	21	4	5	722	86 035	86 035	86 035	75 727	83 312	89 041
LAERSKOOI PIET RETIEF	800029518	Secondary	ERT SIBANDE	30	5	5	740	81 549	81 549	82 541	85 925	92 394	99 163
LAERSKOOI STANDERTON	800029693	Primary	ERT SIBANDE	21	4	5	637	71 492	71 492	71 492	68 513	72 555	76 614
LAERSKOOI JEUQUAD	800029923	Primary	ERT SIBANDE	20	4	5	618	69 344	69 344	69 344	69 213	73 267	77 492
LAERSKOOI KALE DE HANS	800029296	Primary	ERT SIBANDE	14	3	5	454	56 031	56 031	56 031	54 061	57 282	60 496
STANDERTON PRIMARY SCHOOL	800022582	Primary	ERT SIBANDE	14	3	5	481	53 712	53 712	53 712	53 188	56 326	60 480
HTS WITBANK	800029482	Secondary	NKANGALA	43	9	5	1044	112 508	112 508	112 508	111 778	118 373	123 502
LAERSKOOI GENERAL HERTZOG	800029501	Secondary	NKANGALA	43	9	5	1027	110 763	110 763	110 763	109 561	106 812	112 763
ROBERT CARRUTHERS PRIMARY SCHOOL	800016471	Primary	NKANGALA	29	5	5	1003	108 375	108 375	108 375	108 073	114 443	120 650
WITBANK HIGH SCHOOL	800029478	Secondary	NKANGALA	35	5	5	895	94 858	94 858	94 858	105 969	112 221	118 532
LAERSKOOI PANGORAN	800029548	Primary	NKANGALA	22	4	5	780	83 897	83 897	83 897	87 341	92 175	97 238
LAERSKOOI KRAGERSD	800029332	Primary	NKANGALA	35	8	5	1150	121 182	121 182	121 182	121 482	128 980	135 292
LAERSKOOI DUNAPARK	800029100	Primary	NKANGALA	25	8	5	1131	121 283	121 283	121 283	134 710	134 459	141 303
LAERSKOOI STAATSPRESIDENT C. R. SWART	800029654	Primary	NKANGALA	34	8	5	1115	119 888	119 888	119 888	104 969	111 159	117 394
EASTENE COMBINED SCHOOL	800029381	Combined	NKANGALA	50	9	5	1892	177 858	177 858	177 858	497 285	528 024	560 034
LAERSKOOI MODELBURG	800029484	Primary	NKANGALA	41	9	5	1107	118 862	118 862	118 862	111 878	118 479	125 114
LAERSKOOI LITKYY	800029746	Primary	NKANGALA	3	0	5	47	25 081	25 081	25 081	29 503	31 244	32 094
LAERSKOOI MARCHDO	800029423	Primary	NKANGALA	6	2	5	174	30 425	30 425	30 425	124 449	131 751	139 171

MEC:FINANCE, ECONOMIC DEVELOPMENT AND TOURISM

SECTION 21 NO FEE SCHOOLS

School Name	Ensis Number	Phase	District	Educators	Non Educators	Quintiles	Learners	Main Appropriation 2017/17	Adjusted Appropriation	Revised Estimates	2017/18	2018/19	2019/20
ELORAPHOPHE PRIMARY SCHOOL	80025153	Primary	BOHLABELA	8	2	1	268	169 894	169 894	169 894	169 894	169 894	169 894
ENANADWE PRIMARY SCHOOL	80025158	Primary	BOHLABELA	8	2	1	235	152 563	152 563	152 563	152 563	152 563	152 563
GAPEFANI NTOYALO SECONDARY SCHOOL	80025167	Secondary	BOHLABELA	36	4	1	1438	980 609	980 609	980 609	980 609	980 609	980 609
MDUKAZI PRIMARY SCHOOL	80025169	Primary	BOHLABELA	8	2	1	178	115 371	115 371	115 371	115 371	115 371	115 371
EPHYS COMBINED SCHOOL	80025165	Combined	BOHLABELA	14	3	1	411	256 847	256 847	256 847	256 847	256 847	256 847
EPHRAIMU PRIMARY SCHOOL	80025164	Primary	BOHLABELA	26	5	1	924	598 425	598 425	598 425	598 425	598 425	598 425
NGKILIGANYA SECONDARY SCHOOL	80025163	Secondary	BOHLABELA	14	3	1	373	233 727	233 727	233 727	233 727	233 727	233 727
MAVAVELA HIGHER PRIMARY SCHOOL	80025162	Primary	BOHLABELA	7	2	1	190	122 619	122 619	122 619	122 619	122 619	122 619
MAVAVELA HIGH SCHOOL	80025161	Secondary	BOHLABELA	14	3	1	378	236 803	236 803	236 803	236 803	236 803	236 803
MAHAYO SECONDARY SCHOOL	80025160	Secondary	BOHLABELA	14	3	1	443	276 282	276 282	276 282	276 282	276 282	276 282
MAGOGWAH SECONDARY SCHOOL	80025159	Secondary	BOHLABELA	14	3	1	674	416 583	416 583	416 583	416 583	416 583	416 583
INWAKUPANA PRIMARY SCHOOL	80025203	Primary	BOHLABELA	10	2	1	331	203 257	203 257	203 257	203 257	203 257	203 257
MEO FINANCE ECONOMIC DEVELOPMENT AND TOURISM	80025168	Primary	BOHLABELA	10	2	1	312	196 718	196 718	196 718	196 718	196 718	196 718
MOLAVI SECONDARY SCHOOL	80025167	Secondary	BOHLABELA	33	6	1	1084	653 455	653 455	653 455	653 455	653 455	653 455
MBABURILE HIGH SCHOOL	80025199	Secondary	BOHLABELA	43	9	1	1071	657 707	657 707	657 707	657 707	657 707	657 707
MDUBA HIGH SCHOOL	80025197	Secondary	BOHLABELA	22	4	1	649	401 339	401 339	401 339	401 339	401 339	401 339
MDUGU PRIMARY SCHOOL	80025197	Primary	BOHLABELA	12	3	1	374	234 374	234 374	234 374	234 374	234 374	234 374
MDUTSE PRIMARY SCHOOL	80025202	Primary	BOHLABELA	18	4	1	584	361 020	361 020	361 020	361 020	361 020	361 020
BUNYI KHOSA HIGH SCHOOL	80025193	Secondary	BOHLABELA	42	9	1	892	548 938	548 938	548 938	548 938	548 938	548 938
BONJENI HIGH SCHOOL	80025180	Secondary	BOHLABELA	16	3	1	415	265 375	265 375	265 375	265 375	265 375	265 375
MAKALA HIGH SCHOOL	80025176	Secondary	BOHLABELA	28	5	1	834	513 762	513 762	513 762	513 762	513 762	513 762
PHULANI HIGH SCHOOL	80025209	Secondary	BOHLABELA	18	3	1	413	258 091	258 091	258 091	258 091	258 091	258 091
TIYANI PRIMARY SCHOOL	80025210	Primary	BOHLABELA	14	4	1	675	415 621	415 621	415 621	415 621	415 621	415 621
VUYELAJI PRIMARY SCHOOL	80025214	Primary	BOHLABELA	18	4	1	602	372 854	372 854	372 854	372 854	372 854	372 854
HLANGANANI PRIMARY SCHOOL	80025189	Primary	BOHLABELA	9	2	1	289	180 527	180 527	180 527	180 527	180 527	180 527
DYONDZEMANI PRIMARY SCHOOL	80025184	Primary	BOHLABELA	18	4	1	530	329 123	329 123	329 123	329 123	329 123	329 123
HEBEHATLA PRIMARY SCHOOL	80025186	Primary	BOHLABELA	13	3	1	459	285 699	285 699	285 699	285 699	285 699	285 699
JOHANGA PRIMARY SCHOOL	80025194	Primary	BOHLABELA	12	3	1	368	230 730	230 730	230 730	230 730	230 730	230 730
NEHBE IHLABA PRIMARY SCHOOL	80025205	Primary	BOHLABELA	11	3	1	376	235 585	235 585	235 585	235 585	235 585	235 585
JAHRKHOTSO PRIMARY SCHOOL	80025193	Primary	BOHLABELA	25	5	1	793	488 859	488 859	488 859	488 859	488 859	488 859
IAH HAKKENZI HIGH SCHOOL	80025197	Secondary	BOHLABELA	11	3	1	374	234 374	234 374	234 374	234 374	234 374	234 374
MHLALE PRIMARY SCHOOL	80025207	Primary	BOHLABELA	22	4	1	670	414 153	414 153	414 153	414 153	414 153	414 153
J.J. MATSABA PRIMARY SCHOOL	80025192	Primary	BOHLABELA	10	2	1	295	187 000	187 000	187 000	187 000	187 000	187 000
BABATI PRIMARY SCHOOL	80025197	Primary	BOHLABELA	16	3	1	455	307 805	307 805	307 805	307 805	307 805	307 805
RHAKOZILE PRIMARY SCHOOL	80025210	Primary	BOHLABELA	13	3	1	353	245 515	245 515	245 515	245 515	245 515	245 515
LUXA HIGH SCHOOL	80025198	Secondary	BOHLABELA	25	4	1	608	376 497	376 497	376 497	376 497	376 497	376 497
HLAKAZANI PRIMARY SCHOOL	80025197	Primary	BOHLABELA	16	3	1	512	316 191	316 191	316 191	316 191	316 191	316 191
FAIRVIEW PRIMARY SCHOOL	80025179	Primary	ENHLAZENI	23	4	1	754	465 073	465 073	465 073	465 073	465 073	465 073
ALUSI LUKOSI PRIMARY SCHOOL	80025237	Primary	ENHLAZENI	18	4	1	581	429 835	429 835	429 835	429 835	429 835	429 835
KAPPALEI PRIMARY SCHOOL	80025270	Primary	ENHLAZENI	10	2	1	309	193 075	193 075	193 075	193 075	193 075	193 075
NGWALE PRIMARY SCHOOL	80025197	Primary	BOHLABELA	10	2	1	349	219 190	219 190	219 190	219 190	219 190	219 190
KULALANI PRIMARY SCHOOL	80025195	Primary	BOHLABELA	16	3	1	543	338 234	338 234	338 234	338 234	338 234	338 234
BOHABHI SENIOR SECONDARY SCHOOL	80025188	Secondary	BOHLABELA	22	4	1	655	407 473	407 473	407 473	407 473	407 473	407 473
CHARLEY HIBHULELE PRIMARY SCHOOL	80025149	Primary	BOHLABELA	13	3	1	411	256 847	256 847	256 847	256 847	256 847	256 847
DUMPHRES COMBINED SCHOOL	80025193	Combined	BOHLABELA	10	2	1	240	152 858	152 858	152 858	152 858	152 858	152 858
ERIC KUKULO HIGH SCHOOL	80025181	Secondary	BOHLABELA	30	6	1	681	420 835	420 835	420 835	420 835	420 835	420 835
SAMUEL IHLANGA PRIMARY SCHOOL	80025241	Primary	BOHLABELA	14	3	1	402	251 370	251 370	251 370	251 370	251 370	251 370
EZROMI PRIMARY SCHOOL	80025182	Primary	BOHLABELA	23	4	1	754	465 073	465 073	465 073	465 073	465 073	465 073
GOODE HIGH SCHOOL	80025184	Secondary	BOHLABELA	14	3	1	410	256 240	256 240	256 240	256 240	256 240	256 240
MDIMBA SECONDARY SCHOOL	80025197	Secondary	BOHLABELA	19	4	1	301	190 035	190 035	190 035	190 035	190 035	190 035
XILOHANI IHLAKULELE LOWER PRIMARY SCHOOL	80025176	Primary	BOHLABELA	11	3	1	386	241 602	241 602	241 602	241 602	241 602	241 602
WISANI HIGHER PRIMARY SCHOOL	80025175	Primary	BOHLABELA	18	4	1	542	338 412	338 412	338 412	338 412	338 412	338 412
THLAMASHA LOWER PRIMARY SCHOOL	80025173	Primary	BOHLABELA	17	4	1	647	400 154	400 154	400 154	400 154	400 154	400 154
SCHIVE PRIMARY SCHOOL	80025172	Primary	BOHLABELA	12	3	1	384	240 448	240 448	240 448	240 448	240 448	240 448
SCHIGSHI PRIMARY SCHOOL	80025171	Primary	BOHLABELA	24	5	1	736	454 240	454 240	454 240	454 240	454 240	454 240
SABBA PRIMARY SCHOOL	80025167	Primary	BOHLABELA	8	2	1	264	167 653	167 653	167 653	167 653	167 653	167 653
MDARAGATHA PRIMARY SCHOOL	80025167	Primary	ENHLAZENI	6	1	1	55	34 529	34 529	34 529	34 529	34 529	34 529
JASULANI PRIMARY SCHOOL	80025224	Primary	ENHLAZENI	7	2	1	209	130 515	130 515	130 515	130 515	130 515	130 515
SCHANGANE SECONDARY SCHOOL	80025195	Secondary	ENHLAZENI	44	9	1	1104	677 740	677 740	677 740	677 740	677 740	677 740
ENHLOHANI PRIMARY SCHOOL	80025225	Primary	ENHLAZENI	15	3	1	474	295 111	295 111	295 111	295 111	295 111	295 111
SCHANGANE BOARDING SCHOOL	80025257	Secondary	ENHLAZENI	13	3	1	655	426 043	426 043	426 043	426 043	426 043	426 043
MANZOLWALE SECONDARY SCHOOL	80025243	Secondary	ENHLAZENI	36	8	1	1032	634 020	634 020	634 020	634 020	634 020	634 020
ENHLOHANI PRIMARY SCHOOL	80025240	Combined	ENHLAZENI	32	6	1	1053	646 774	646 774	646 774	646 774	646 774	646 774
NGANYANE SECONDARY SCHOOL	80025239	Secondary	ENHLAZENI	35	6	1	794	471 248	471 248	471 248	471 248	471 248	471 248
MHLABA COMBINED SCHOOL	80025147	Combined	ENHLAZENI	26	5	1	651	524 057	524 057	524 057	524 057	524 057	524 057
SOGASA PRIMARY SCHOOL	80025191	Primary	ENHLAZENI	21	4	1	638	394 719	394 719	394 719	394 719	394 719	394 719
MAGUDU COMBINED SCHOOL	80025199	Combined	ENHLAZENI	28	5	1	655	528 045	528 045	528 045	528 045	528 045	528 045
MAGUBHA COMBINED SCHOOL	80025195	Combined	ENHLAZENI	20	4	1	704	434 804	434 804	434 804	434 804	434 804	434 804
MAGOGWE PRIMARY SCHOOL	80025198	Primary	ENHLAZENI	26	5	1	824	507 688	507 688	507 688	507 688	507 688	507 688
BUKHOS BETHU PRIMARY SCHOOL	80025174	Primary	ENHLAZENI	33	6	1	1126	692 636	692 636	692 636	692 636	692 636	692 636
UDLEMANI PRIMARY SCHOOL	80025147	Primary	ENHLAZENI	21	4	1	657	436 503	436 503	436 503	436 503	436 503	436 503
MDILI SECONDARY SCHOOL	80025244	Secondary	ENHLAZENI	24	5	1	751	461 678	461 678	461 678	461 678	461 678	461 678
SIBU EZEMHVA PRIMARY SCHOOL	80025238	Primary	ENHLAZENI	25	5	1	740	456 699	456 699	456 699	456 699	456 699	456 699
MDIBOHO PRIMARY SCHOOL	80025240	Primary	ENHLAZENI	28	5	1	885	542 616	542 616	542 616	542 616	542 616	542 616
MDIBOHO PRIMARY SCHOOL	80025240	Primary	ENHLAZENI	21	4	1	607	375 690	375 690	375 690	375 690	375 690	375 690
DRUKUPHES COMBINED SCHOOL	80025224	Combined	ENHLAZENI	29	8	1	1226	751 848	751 848	751 848	751 848	751 848	751 848
FAKAZI PRIMARY SCHOOL	80025193	Combined	ENHLAZENI	14	3	1	453	309 950	309 950	309 950	309 950	309 950	309 950
JOSEPH MATSABA PRIMARY SCHOOL	80025157	Primary	ENHLAZENI	27	5	1	808	497 970	497 970	497 970	497 970	497 970	497 970
NBAMBO SECONDARY SCHOOL	80025166	Secondary	ENHLAZENI	37	8	1	937	576 321	576 321	576 321	576 321	576 321	576 321
SCHULZENDAL PRIMARY SCHOOL	80025162	Primary	ENHLAZENI	23	4	1	752	468 252	468 252	468 252	468 252	468 252	468 252
LOMATDRAI PRIMARY SCHOOL	80025185	Primary	ENHLAZENI	18	4	1	585	362 528	362 528	362 528	362 528	362 528	362 528
WITFUTUKO PRIMARY SCHOOL	80025165	Primary	ENHLAZENI	23	4	1	776	474 890	474 890	474 890	474 890	474 890	474 890
PHAKANANI PRIMARY SCHOOL	80025186	Primary	ENHLAZENI	30	5	1	1070	657 059	657 059	657 059	657 059	657 059	657 059
CALALAZA SECONDARY SCHOOL	80025175	Secondary	ENHLAZENI	34	6	1	850	547 774	547 774	547 774	547 774	547 774	547 774
LOVUYIWA SECONDARY SCHOOL	80025177	Secondary	ENHLAZENI	44	9								

School Name	Enis Number	Phase	District	Educators	Non Educators	Quintiles	Learners	Main Appropriation 2016/17	Adjusted Appropriation	Revised Estimates	2017/18	2018/19	2019/20
MHLULU SECONDARY SCHOOL	800013722	Secondary	EHLANZEN	19	4	1	503	312 724	312 724	312 724	344 945	355 300	365 751
MHLULU SECONDARY SCHOOL	800007196	Primary	EHLANZEN	13	3	1	381	242 270	242 270	242 270	247 265	251 856	255 522
MHLULU SECONDARY SCHOOL	800011796	Primary	EHLANZEN	9	2	1	273	173 031	173 031	173 031	181 511	182 200	182 964
MHLULU SECONDARY SCHOOL	800010791	Secondary	EHLANZEN	13	3	1	541	335 804	335 804	335 804	344 417	349 052	353 725
MHLULU SECONDARY SCHOOL	800017563	Secondary	EHLANZEN	14	3	1	330	207 651	207 651	207 651	212 786	218 574	224 414
MHLULU SECONDARY SCHOOL	800079603	Primary	EHLANZEN	10	2	1	336	192 465	192 465	192 465	198 756	204 800	210 840
MHLULU SECONDARY SCHOOL	800017251	Primary	EHLANZEN	9	2	1	317	198 755	198 755	198 755	211 517	217 687	223 841
MHLULU SECONDARY SCHOOL	800010004	Primary	EHLANZEN	14	3	1	470	292 881	292 881	292 881	304 728	312 701	319 775
MHLULU SECONDARY SCHOOL	800010802	Primary	EHLANZEN	13	3	1	426	267 173	267 173	267 173	271 314	275 732	280 222
MHLULU SECONDARY SCHOOL	800004447	Primary	EHLANZEN	12	3	1	446	278 104	278 104	278 104	289 064	294 058	299 052
MHLULU SECONDARY SCHOOL	800023642	Secondary	EHLANZEN	35	8	1	952	603 652	603 652	603 652	604 789	610 470	616 338
MHLULU SECONDARY SCHOOL	800013361	Primary	EHLANZEN	24	5	1	847	521 657	521 657	521 657	530 797	539 820	548 843
MHLULU SECONDARY SCHOOL	800026221	Primary	EHLANZEN	15	3	1	445	277 467	277 467	277 467	283 981	290 501	297 021
MHLULU SECONDARY SCHOOL	800021326	Primary	EHLANZEN	22	4	1	732	451 810	451 810	451 810	467 735	474 151	480 763
MHLULU SECONDARY SCHOOL	800024265	Primary	EHLANZEN	27	6	1	1232	755 492	755 492	755 492	763 137	770 472	777 806
MHLULU SECONDARY SCHOOL	800034940	Primary	EHLANZEN	35	5	1	854	531 982	531 982	531 982	543 265	554 548	565 831
MHLULU SECONDARY SCHOOL	800015846	Primary	EHLANZEN	26	5	1	508	558 705	558 705	558 705	565 257	572 809	580 361
MHLULU SECONDARY SCHOOL	800014101	Primary	EHLANZEN	8	2	1	265	180 927	180 927	180 927	186 533	192 139	197 745
MHLULU SECONDARY SCHOOL	800026455	Primary	EHLANZEN	21	4	1	695	429 307	429 307	429 307	437 475	445 643	453 811
MHLULU SECONDARY SCHOOL	800034844	Primary	BOHLABELA	11	3	1	159	103 791	103 791	103 791	108 283	112 774	117 265
MHLULU SECONDARY SCHOOL	800035226	Primary	BOHLABELA	8	2	1	254	161 450	161 450	161 450	166 942	172 434	177 925
MHLULU SECONDARY SCHOOL	800032237	Primary	BOHLABELA	9	2	1	229	158 822	158 822	158 822	164 314	169 806	175 297
MHLULU SECONDARY SCHOOL	800032736	Primary	BOHLABELA	15	3	1	415	322 441	322 441	322 441	331 717	341 000	350 283
MHLULU SECONDARY SCHOOL	800045550	Primary	BOHLABELA	12	3	1	407	254 418	254 418	254 418	263 693	272 968	282 243
MHLULU SECONDARY SCHOOL	800034842	Secondary	BOHLABELA	25	5	1	725	447 559	447 559	447 559	457 104	466 649	476 194
MHLULU SECONDARY SCHOOL	800034842	Secondary	BOHLABELA	17	4	1	401	250 773	250 773	250 773	259 063	267 353	275 643
MHLULU SECONDARY SCHOOL	800034847	Primary	BOHLABELA	10	2	1	357	224 049	224 049	224 049	231 014	238 000	244 965
MHLULU SECONDARY SCHOOL	800034842	Secondary	BOHLABELA	14	3	1	262	169 349	169 349	169 349	175 555	181 761	187 967
MHLULU SECONDARY SCHOOL	800034841	Primary	BOHLABELA	12	3	1	217	139 017	139 017	139 017	144 400	150 783	157 166
MHLULU SECONDARY SCHOOL	800034840	Primary	BOHLABELA	16	3	1	528	327 909	327 909	327 909	337 263	346 617	355 971
MHLULU SECONDARY SCHOOL	800034531	Secondary	BOHLABELA	22	4	1	465	292 074	292 074	292 074	304 384	316 694	328 994
MHLULU SECONDARY SCHOOL	800034537	Primary	BOHLABELA	20	4	1	535	332 160	332 160	332 160	341 111	350 062	359 013
MHLULU SECONDARY SCHOOL	800034536	Primary	BOHLABELA	33	6	1	489	304 221	304 221	304 221	313 272	322 323	331 374
MHLULU SECONDARY SCHOOL	800034535	Primary	BOHLABELA	16	3	1	457	309 079	309 079	309 079	318 030	326 981	335 932
MHLULU SECONDARY SCHOOL	800034834	Secondary	BOHLABELA	21	4	1	553	403 829	403 829	403 829	413 305	422 781	432 257
MHLULU SECONDARY SCHOOL	800034826	Primary	BOHLABELA	15	3	1	487	303 055	303 055	303 055	312 006	320 957	329 908
MHLULU SECONDARY SCHOOL	800034823	Primary	BOHLABELA	8	2	1	238	151 773	151 773	151 773	156 265	160 757	165 249
MHLULU SECONDARY SCHOOL	800034823	Primary	BOHLABELA	26	5	1	443	276 292	276 292	276 292	285 843	295 394	304 945
MHLULU SECONDARY SCHOOL	800034823	Secondary	BOHLABELA	17	4	1	325	207 043	207 043	207 043	216 594	226 145	235 696
MHLULU SECONDARY SCHOOL	800034823	Primary	BOHLABELA	17	4	1	415	259 275	259 275	259 275	268 826	278 377	287 928
MHLULU SECONDARY SCHOOL	800034530	Primary	BOHLABELA	21	4	1	831	511 599	511 599	511 599	521 150	530 701	540 252
MHLULU SECONDARY SCHOOL	800034869	Secondary	BOHLABELA	15	3	1	471	293 229	293 229	293 229	302 780	312 331	321 882
MHLULU SECONDARY SCHOOL	800034570	Primary	BOHLABELA	5	1	1	126	83 747	83 747	83 747	87 198	90 649	94 099
MHLULU SECONDARY SCHOOL	800034871	Primary	BOHLABELA	20	4	1	643	387 755	387 755	387 755	400 305	412 856	425 407
MHLULU SECONDARY SCHOOL	800034872	Primary	BOHLABELA	12	3	1	338	230 730	230 730	230 730	240 420	250 110	259 800
MHLULU SECONDARY SCHOOL	800034873	Secondary	BOHLABELA	19	4	1	512	315 191	315 191	315 191	324 742	334 293	343 844
MHLULU SECONDARY SCHOOL	800034870	Primary	BOHLABELA	10	2	1	352	221 012	221 012	221 012	229 647	238 282	246 917
MHLULU SECONDARY SCHOOL	800034875	Secondary	BOHLABELA	20	4	1	423	264 135	264 135	264 135	273 686	283 237	292 788
MHLULU SECONDARY SCHOOL	800034876	Primary	BOHLABELA	15	4	1	643	387 755	387 755	387 755	400 305	412 856	425 407
MHLULU SECONDARY SCHOOL	800034865	Secondary	BOHLABELA	33	6	1	785	484 000	484 000	484 000	497 275	510 550	523 825
MHLULU SECONDARY SCHOOL	800034877	Primary	BOHLABELA	5	1	1	157	102 575	102 575	102 575	107 126	111 677	116 228
MHLULU SECONDARY SCHOOL	800034574	Primary	BOHLABELA	9	2	1	289	182 749	182 749	182 749	189 300	195 851	202 402
MHLULU SECONDARY SCHOOL	800034854	Primary	BOHLABELA	9	2	1	254	167 563	167 563	167 563	173 114	178 665	184 216
MHLULU SECONDARY SCHOOL	800034854	Primary	BOHLABELA	14	3	1	442	275 675	275 675	275 675	284 226	292 777	301 328
MHLULU SECONDARY SCHOOL	800034853	Primary	BOHLABELA	9	2	1	373	233 787	233 787	233 787	242 338	250 889	259 440
MHLULU SECONDARY SCHOOL	800034851	Primary	BOHLABELA	6	1	1	325	203 395	203 395	203 395	211 946	220 497	229 048
MHLULU SECONDARY SCHOOL	800034855	Primary	BOHLABELA	32	6	1	1151	705 295	705 295	705 295	726 846	748 397	769 948
MHLULU SECONDARY SCHOOL	800034856	Primary	BOHLABELA	14	3	1	488	292 074	292 074	292 074	301 625	311 176	320 727
MHLULU SECONDARY SCHOOL	800034859	Secondary	BOHLABELA	33	6	1	538	576 935	576 935	576 935	590 486	604 037	617 588
MHLULU SECONDARY SCHOOL	800034860	Secondary	BOHLABELA	16	3	1	329	203 369	203 369	203 369	211 920	220 471	229 022
MHLULU SECONDARY SCHOOL	800034861	Secondary	BOHLABELA	15	3	1	456	283 570	283 570	283 570	292 121	300 672	309 223
MHLULU SECONDARY SCHOOL	800034863	Primary	BOHLABELA	16	3	1	573	355 239	355 239	355 239	363 790	372 341	380 892
MHLULU SECONDARY SCHOOL	800034862	Primary	BOHLABELA	6	2	1	250	159 061	159 061	159 061	166 612	174 163	181 714
MHLULU SECONDARY SCHOOL	800034867	Primary	BOHLABELA	14	3	1	426	266 955	266 955	266 955	275 506	284 057	292 608
MHLULU SECONDARY SCHOOL	800034870	Secondary	BOHLABELA	13	3	1	353	228 098	228 098	228 098	236 649	245 200	253 751
MHLULU SECONDARY SCHOOL	800034873	Primary	BOHLABELA	9	2	1	256	162 705	162 705	162 705	169 256	175 807	182 358
MHLULU SECONDARY SCHOOL	800034854	Primary	BOHLABELA	10	2	1	325	204 613	204 613	204 613	213 164	221 715	230 266
MHLULU SECONDARY SCHOOL	800034855	Primary	BOHLABELA	6	2	1	154	115 875	115 875	115 875	121 426	126 977	132 528
MHLULU SECONDARY SCHOOL	800034879	Secondary	BOHLABELA	30	5	1	708	437 233	437 233	437 233	446 784	456 335	465 886
MHLULU SECONDARY SCHOOL	800034800	Secondary	BOHLABELA	11	3	1	268	182 140	182 140	182 140	189 691	197 242	204 793
MHLULU SECONDARY SCHOOL	800034501	Secondary	BOHLABELA	24	5	1	712	439 682	439 682	439 682	451 233	462 784	474 335
MHLULU SECONDARY SCHOOL	800034801	Primary	BOHLABELA	6	2	1	220	140 839	140 839	140 839	147 390	153 941	160 492
MHLULU SECONDARY SCHOOL	800034803	Secondary	BOHLABELA	24	5	1	712	439 682	439 682	439 682	451 233	462 784	474 335
MHLULU SECONDARY SCHOOL	800034805	Primary	BOHLABELA	10	2	1	325	204 613	204 613	204 613	213 164	221 715	230 266
MHLULU SECONDARY SCHOOL	800034809	Primary	BOHLABELA	17	4	1	503	312 854	312 854	312 854	321 405	330 000	338 595
MHLULU SECONDARY SCHOOL	800034881	Secondary	BOHLABELA	12	3	1	296	187 000	187 000	187 000	194 551	202 102	209 653
MHLULU SECONDARY SCHOOL	800034859	Primary	BOHLABELA	14	3	1	424	266 955	266 955	266 955	275 506	284 057	292 608
MHLULU SECONDARY SCHOOL	800034864	Primary	BOHLABELA	23	4	1	706	437 840	437 840	437 840	450 391	462 942	475 493
MHLULU SECONDARY SCHOOL	800034880	Secondary	BOHLABELA	12	3	1	433	270 205	270 205	270 205	278 756	287 307	295 858
MHLULU SECONDARY SCHOOL	800034882	Primary	BOHLABELA	14	3	1	479	298 147	298 147	298 147	306 698	315 249	323 800
MHLULU SECONDARY SCHOOL	800034885	Secondary	BOHLABELA	18	4	1	410	256 240	256 240	256 240	264 791	273 342	281 893
MHLULU SECONDARY SCHOOL	800034889	Primary	BOHLABELA	8	2	1	415	259 883	259 883	259 883	268 434	276 985	285 536
MHLULU SECONDARY SCHOOL	800034887	Primary	BOHLABELA	10	2	1	353	221 630	221 630	221 630	230 181	238 732	247 283
MHLULU SECONDARY SCHOOL	800034883	Primary	BOHLABELA	14	3	1	451	281 142	281 142	281 142	290 693	299 244	307 795
MHLULU SECONDARY SCHOOL	800034889	Primary	BOHLABELA	10	2	1	321	202 183					

School Name	Emis Number	Phase	District	Educators	Non Educators	Quintiles	Learners	Main Appropriation 2016/17	Adjusted Appropriation	Revised Estimates	2017/18	2018/19	2019/20
PHLENGELO PRIMARY SCHOOL	80003520	Primary	BOHLABELA	3	0	1	169	109 965	109 805	109 805	177 580	158 163	198 700
PAIVANA SCHOOL	80003526	Primary	BOHLABELA	13	3	1	950	219 756	219 755	219 755	226 116	241 571	255 102
PEBAYIBAYANA PRIMARY SCHOOL	80003560	Primary	BOHLABELA	4	1	1	164	116 975	116 975	116 975	145 162	152 651	162 265
PEPANE PRIMARY SCHOOL	80003488	Primary	BOHLABELA	13	3	1	414	255 969	255 969	255 969	326 424	342 634	365 952
PELAKHAKOS SECONDARY SCHOOL	80003491	Secondary	BOHLABELA	20	4	1	555	344 914	344 914	344 914	373 077	395 724	417 985
PENNELWINEZ PRIMARY SCHOOL	80003493	Primary	BOHLABELA	20	4	1	709	474 283	474 283	474 283	504 554	534 323	565 245
PONSO SECONDARY SCHOOL	80003454	Secondary	BOHLABELA	20	4	1	527	345 521	345 521	345 521	365 953	375 725	397 895
SALE PRIMARY SCHOOL	80003485	Primary	BOHLABELA	14	3	1	454	289 037	289 037	289 037	316 219	334 805	353 625
SEHWEYATABA HIGH SCHOOL	80003447	Secondary	BOHLABELA	22	4	1	659	425 594	425 594	425 594	465 240	493 759	521 408
SIBONYE ODABENB SCHOOL	80003497	Combined	BOHLABELA	24	5	1	783	482 789	482 789	482 789	492 413	457 505	483 528
MOHNGEDWA SECONDARY SCHOOL	80003490	Secondary	BOHLABELA	14	3	1	454	282 964	282 964	282 964	273 444	299 577	309 753
SOSHANJANA HIGH SCHOOL	80003499	Secondary	BOHLABELA	27	5	1	797	451 290	451 290	451 290	515 409	545 818	576 384
TWALAKLE PRIMARY SCHOOL	80003492	Primary	BOHLABELA	13	3	1	453	282 965	282 965	282 965	292 295	297 295	282 733
MOGALA KAKAJI PRIMARY SCHOOL	80003491	Primary	BOHLABELA	15	3	1	471	293 285	293 285	293 285	307 281	325 411	343 334
SASELAN PRIMARY SCHOOL	80003496	Primary	BOHLABELA	22	6	1	951	584 523	584 523	584 523	624 579	661 429	698 497
BUTISOITO PRIMARY SCHOOL	80003495	Primary	BOHLABELA	33	4	1	874	535 095	535 095	535 095	563 714	596 353	618 220
MOJUA PRIMARY SCHOOL	80003493	Primary	BOHLABELA	9	2	1	229	145 307	145 307	145 307	143 440	151 530	160 410
LB KHOZA PRIMARY SCHOOL	80003484	Primary	BOHLABELA	13	3	1	362	227 085	227 085	227 085	245 354	259 830	274 380
UMTHALBO PRIMARY SCHOOL	80003494	Primary	BOHLABELA	12	3	1	361	226 473	226 473	226 473	240 397	275 379	280 600
D.G. TMSHGO PRIMARY SCHOOL	80003494	Primary	BOHLABELA	9	2	1	263	166 965	166 965	166 965	185 185	207 771	215 405
ESSELUN PRIMARY SCHOOL	80003498	Primary	BOHLABELA	7	2	1	218	139 525	139 525	139 525	153 402	162 459	171 551
FREDY SHILOE HIGH SCHOOL	80003493	Secondary	BOHLABELA	29	5	1	819	501 907	501 907	501 907	521 007	477 164	505 233
BUWAYEWEZ SECONDARY SCHOOL	80003491	Secondary	BOHLABELA	17	4	1	438	285 903	285 903	285 903	302 866	318 651	335 457
MAJEBENB PRIMARY SCHOOL	80003494	Primary	BOHLABELA	19	4	1	583	361 313	361 313	361 313	361 329	402 536	426 455
MASWAIENB PRIMARY SCHOOL	80003495	Primary	BOHLABELA	13	3	1	383	239 541	239 541	239 541	228 785	242 232	255 818
TEMBAYATI COMBINED PRIMARY SCHOOL	80003487	Primary	BOHLABELA	18	4	1	542	335 412	335 412	335 412	352 953	373 413	394 324
LAUDIO PRIMARY SCHOOL	80003479	Primary	BOHLABELA	17	4	1	510	316 976	316 976	316 976	314 942	333 921	352 201
IBABEWE H PRIMARY SCHOOL	80003480	Primary	BOHLABELA	16	3	1	530	329 123	329 123	329 123	362 824	394 231	405 748
IKOTODIWA HIGH SCHOOL	80003481	Secondary	BOHLABELA	18	4	1	537	211 902	211 902	211 902	193 022	204 393	215 855
PAULOS PRIMARY SCHOOL	80003482	Primary	BOHLABELA	21	4	1	723	446 345	446 345	446 345	465 979	515 393	544 255
SEGAYAYE PRIMARY SCHOOL	80003453	Primary	BOHLABELA	10	2	1	304	225 301	225 301	225 301	243 455	257 071	272 228
ACORI - OAKS CONFRENTIATIVE HIGH SCHOOL	80003522	Secondary	BOHLABELA	13	3	1	505	313 336	313 336	313 336	311 111	326 167	347 317
SHOBYANA SENIOR SECONDARY SCHOOL	80003495	Secondary	BOHLABELA	49	9	1	1629	955 016	955 016	955 016	1 393 253	1 082 132	1 153 203
LULUKISA PREPARATORY SCHOOL	80003498	Primary	BOHLABELA	25	5	1	863	531 375	531 375	531 375	557 543	590 436	628 593
MASENYANE PRIMARY SCHOOL	80003478	Primary	BOHLABELA	11	3	1	363	227 884	227 884	227 884	224 925	238 196	251 535
SETUMARE HIGHER PRIMARY SCHOOL	80003484	Primary	BOHLABELA	19	4	1	604	374 068	374 068	374 068	373 473	401 859	424 310
IMPALANE PRIMARY SCHOOL	80003473	Primary	BOHLABELA	16	4	1	395	368 801	368 801	368 801	375 231	398 422	420 741
IMAGAGWAZA SECONDARY SCHOOL	80003481	Secondary	BOHLABELA	24	6	1	856	527 124	527 124	527 124	549 591	579 846	611 367
IKOWATTA PRIMARY SCHOOL	80003487	Primary	BOHLABELA	17	4	1	426	307 423	307 423	307 423	324 187	341 935	360 721
SETHIMMS OLOME HIGH SCHOOL	80003496	Secondary	BOHLABELA	17	4	1	650	402 068	402 068	402 068	422 113	437 629	453 696
ELUKWA PRIMARY SCHOOL	80003496	Primary	BOHLABELA	20	4	1	939	361 581	361 581	361 581	405 566	426 528	452 582
QWANYELOWER PRIMARY SCHOOL	80003494	Primary	BOHLABELA	7	2	1	286	182 140	182 140	182 140	192 363	203 712	215 120
BERETTA PRIMARY SCHOOL	80003493	Primary	BOHLABELA	23	4	1	738	455 455	455 455	455 455	480 509	515 448	548 538
MAHASHE SECONDARY SCHOOL	80003472	Secondary	BOHLABELA	32	6	1	800	493 112	493 112	493 112	502 001	531 619	561 390
MAPHUTHOTSHAM SECONDARY SCHOOL	80003470	Secondary	BOHLABELA	17	4	1	474	295 111	295 111	295 111	324 819	352 455	372 192
SARISGWA PRIMARY SCHOOL	80003515	Primary	BOHLABELA	10	2	1	343	215 545	215 545	215 545	235 139	249 012	262 957
TYMBELEH PRIMARY SCHOOL	80003510	Primary	BOHLABELA	9	2	1	282	178 407	178 407	178 407	187 287	198 335	209 410
MOCHAKA HIGH SCHOOL	80003500	Secondary	BOHLABELA	18	4	1	284	179 719	179 719	179 719	187 257	198 305	209 410
MOBO SECONDARY SCHOOL	80003490	Secondary	BOHLABELA	19	4	1	257	163 311	163 311	163 311	119 002	126 116	133 178
MAHLELE HIGH SCHOOL	80003507	Secondary	BOHLABELA	36	6	1	1027	630 893	630 893	630 893	655 362	694 598	733 453
MUCHUCHU PRIMARY SCHOOL	80003503	Primary	BOHLABELA	16	3	1	504	313 331	313 331	313 331	343 870	363 847	384 328
MOJULU HIGH SCHOOL	80003504	Secondary	BOHLABELA	27	5	1	740	455 985	455 985	455 985	496 616	524 637	554 245
MATIKHHA PRIMARY SCHOOL	80003503	Primary	BOHLABELA	13	3	1	345	219 196	219 196	219 196	215 347	228 052	242 523
MWIVETI PRIMARY SCHOOL	80003502	Primary	BOHLABELA	14	3	1	436	272 036	272 036	272 036	286 481	302 735	320 796
MWANYANGWA HIGH SCHOOL	80003501	Secondary	BOHLABELA	22	4	1	654	410 509	410 509	410 509	367 363	426 741	444 302
MWANYAMA PRIMARY SCHOOL	80003502	Primary	BOHLABELA	23	4	1	793	485 075	485 075	485 075	521 164	561 075	593 861
MWANYAMA PRIMARY SCHOOL	80003508	Primary	BOHLABELA	8	2	1	259	160 578	160 578	160 578	167 345	177 345	187 276
MWANYAMA PRIMARY SCHOOL	80003508	Primary	BOHLABELA	20	4	1	277	181 534	181 534	181 534	184 289	226 743	217 252
MAHLELE PRIMARY SCHOOL	80003507	Secondary	BOHLABELA	44	5	1	1238	759 136	759 136	759 136	741 412	785 165	825 124
MOJULU PRIMARY SCHOOL	80003506	Primary	BOHLABELA	22	4	1	734	453 022	453 022	453 022	487 555	516 742	546 592
MOJULU PRIMARY SCHOOL	80003506	Primary	BOHLABELA	6	2	1	169	109 665	109 665	109 665	114 621	121 426	128 226
MAHANYA PRIMARY SCHOOL	80003504	Primary	BOHLABELA	5	1	1	201	129 300	129 300	129 300	142 393	150 791	159 172
FRANK MAGHAYATIA HIGH SCHOOL	80003529	Secondary	BOHLABELA	22	4	1	646	369 578	369 578	369 578	392 409	373 413	384 324
OLUMANA HIGH SCHOOL	80003502	Secondary	BOHLABELA	10	2	1	173	112 263	112 263	112 263	129 050	136 634	144 317
MAHLELE HIGH SCHOOL	80003501	Secondary	BOHLABELA	25	5	1	477	296 522	296 522	296 522	332 180	351 779	371 475
MWILEKANA PRIMARY SCHOOL	80003502	Primary	BOHLABELA	13	3	1	425	265 349	265 349	265 349	283 020	299 718	316 562
WELVEDIENB PRIMARY SCHOOL	80003547	Primary	BOHLABELA	21	4	1	709	437 840	437 840	437 840	453 481	480 236	507 125
KHLELA PRIMARY SCHOOL	80003547	Primary	BOHLABELA	10	2	1	287	181 534	181 534	181 534	192 449	201 085	212 978
TLHAKISA SECONDARY SCHOOL	80003536	Secondary	BOHLABELA	10	2	1	441	275 068	275 068	275 068	289 420	317 288	335 967
MTHEBENI PRIMARY SCHOOL	80003535	Primary	BOHLABELA	12	3	1	396	247 735	247 735	247 735	263 249	284 198	300 081
MWIVETI PRIMARY SCHOOL	80003548	Primary	BOHLABELA	4	1	1	107	72 268	72 268	72 268	91 416	96 612	102 235
MAHACHAGLE E PRIMARY SCHOOL	80003539	Primary	BOHLABELA	22	4	1	678	419 313	419 313	419 313	467 525	495 110	522 336
TSUNYANA PRIMARY SCHOOL	80003549	Primary	BOHLABELA	7	2	1	224	143 288	143 288	143 288	149 974	157 753	163 588
SEKOKI HIGH SCHOOL	80003545	Secondary	BOHLABELA	18	4	1	527	327 381	327 381	327 381	347 046	366 481	384 481
SEKOKI PRIMARY SCHOOL	80003544	Primary	BOHLABELA	9	2	1	256	162 709	162 709	162 709	165 189	175 933	185 845
SAMSON SIBUYI PRIMARY SCHOOL	80003543	Primary	BOHLABELA	9	2	1	273	173 091	173 091	173 091	165 599	207 094	218 081
SALALI PRIMARY SCHOOL	80003542	Primary	BOHLABELA	16	3	1	515	320 520	320 520	320 520	344 369	354 623	368 942
SEKANYANE SCHOOL	80003541	Secondary	BOHLABELA	14	3	1	436	272 036	272 036	272 036	293 229	279 793	284 971
SEKALATI PRIMARY SCHOOL	80003540	Primary	BOHLABELA	11	3	1	345	216 760	216 760	216 760	231 946	245 631	259 365
BALANGAYE PRIMARY SCHOOL	80003542	Primary	BOHLABELA	11	3	1	469	262 074	262 074	262 074	344 363	354 623	368 942
LAPSE LOWER AND HIGHER PRIMARY SCHOOL	80003509	Primary	BOHLABELA	15	3	1	470	292 881	292 881	292 881	307 281	325 411	343 334
MAHLELE SECONDARY SCHOOL	80003503	Secondary	BOHLABELA	11	3	1	250	159 361	159 361	159 361	140 120	148 397	150 997
SAKUTWE HIGH SCHOOL	80003540	Secondary	BOHLABELA	16	3	1	500	310 901	310 901	310 901	335 009	355 834	376 761
SAKOROPAI E PRIMARY SCHOOL	80003502	Primary	BOHLABELA	10	2	1	281	177 688	177 688	177 688	179 555	190 192	200 843
SEKEDODI PRIMARY SCHOOL	80003736	Primary	BOHLABELA	2	0	1	54	40 013	40 013	40 013			

School Name	Enis Number	Phase	District	Educators	Non Educators	Quintiles	Learners	Main Appropriation 2016/17	Adjusted Appropriation	Revised Estimates	2017/18	2018/19	2019/20
HITSUKUKO PRIMARY SCHOOL	80005484	Primary	BOHLABELA	23	4	1	646	521 060	521 060	521 060	521 060	611 395	545 639
SALUKUKU HIGH SCHOOL	80005596	Secondary	BOHLABELA	63	9	1	1711	1 045 419	1 045 419	1 045 419	1 045 419	1 094 407	1 155 116
IKRUKUKU PRIMARY SCHOOL	800035108	Secondary	BOHLABELA	13	3	1	369	225 263	225 263	225 263	225 263	232 755	245 821
IKRUKUKU HIGH SCHOOL	800035109	Secondary	BOHLABELA	43	9	1	1313	804 089	804 089	804 089	804 089	861 537	954 365
IKRUKUKU PRIMARY SCHOOL	80003529	Secondary	BOHLABELA	20	4	1	428	267 173	267 173	267 173	267 173	287 615	312 548
IKRUKUKU PRIMARY SCHOOL	800035297	Primary	BOHLABELA	15	3	1	493	288 428	288 428	288 428	288 428	322 701	360 775
IKRUKUKU HIGH SCHOOL	800035102	Primary	BOHLABELA	23	5	1	1007	516 636	516 636	516 636	516 636	544 394	612 901
IKRUKUKU PRIMARY SCHOOL	800035296	Primary	BOHLABELA	17	4	1	139	115 301	115 301	115 301	115 301	126 261	141 022
IKRUKUKU PRIMARY SCHOOL	800035103	Primary	BOHLABELA	11	3	1	311	199 110	199 110	199 110	199 110	217 811	233 114
IKRUKUKU SECONDARY SCHOOL	800035106	Secondary	BOHLABELA	10	2	1	174	112 901	112 901	112 901	112 901	126 261	141 022
IKRUKUKU HIGH SCHOOL	800035101	Secondary	BOHLABELA	29	5	1	989	595 755	595 755	595 755	595 755	634 118	722 745
IKRUKUKU PRIMARY SCHOOL	800035109	Primary	BOHLABELA	17	4	1	589	352 811	352 811	352 811	352 811	400 457	422 983
IKRUKUKU PRIMARY SCHOOL	800035110	Primary	BOHLABELA	37	8	1	1223	750 026	750 026	750 026	750 026	849 394	895 959
IKRUKUKU PRIMARY SCHOOL	800035294	Primary	BOHLABELA	17	4	1	600	371 639	371 639	371 639	371 639	422 091	445 728
IKRUKUKU PRIMARY SCHOOL	800035116	Primary	BOHLABELA	24	5	1	751	463 350	463 350	463 350	463 350	519 193	538 542
IKRUKUKU PRIMARY SCHOOL	800035290	Primary	BOHLABELA	24	5	1	751	463 350	463 350	463 350	463 350	519 193	538 542
IKRUKUKU LOWER PRIMARY SCHOOL	800035105	Primary	BOHLABELA	18	4	1	580	369 401	369 401	369 401	369 401	422 091	445 728
IKRUKUKU PRIMARY SCHOOL	800035107	Primary	BOHLABELA	10	2	1	322	202 750	202 750	202 750	202 750	234 815	247 963
IKRUKUKU PRIMARY SCHOOL	800035111	Primary	BOHLABELA	17	4	1	624	385 215	385 215	385 215	385 215	431 194	474 429
IKRUKUKU HIGH SCHOOL	800035292	Secondary	BOHLABELA	47	9	1	1285	788 251	788 251	788 251	788 251	861 537	1 014 752
IKRUKUKU SECONDARY SCHOOL	800035293	Secondary	BOHLABELA	47	9	1	1285	788 251	788 251	788 251	788 251	861 537	1 014 752
IKRUKUKU PRIMARY SCHOOL	800035115	Primary	BOHLABELA	13	3	1	432	269 601	269 601	269 601	269 601	299 658	327 211
IKRUKUKU LOWER PRIMARY SCHOOL	800035114	Primary	BOHLABELA	13	3	1	432	269 601	269 601	269 601	269 601	299 658	327 211
IKRUKUKU PRIMARY SCHOOL	800035113	Primary	BOHLABELA	7	2	1	184	118 976	118 976	118 976	118 976	130 394	140 707
IKRUKUKU SECONDARY SCHOOL	800035291	Secondary	BOHLABELA	44	9	1	1426	873 321	873 321	873 321	873 321	954 365	1 107 914
IKRUKUKU PRIMARY SCHOOL	800035293	Primary	BOHLABELA	7	2	1	242	154 202	154 202	154 202	154 202	168 257	177 959
IKRUKUKU PRIMARY SCHOOL	800035271	Primary	BOHLABELA	4	1	1	115	77 067	77 067	77 067	77 067	85 137	92 275
IKRUKUKU SECONDARY SCHOOL	800035296	Secondary	BOHLABELA	18	4	1	424	264 743	264 743	264 743	264 743	293 251	328 956
IKRUKUKU SECONDARY SCHOOL	800035293	Secondary	BOHLABELA	18	4	1	529	328 515	328 515	328 515	328 515	371 717	403 039
IKRUKUKU PRIMARY SCHOOL	800035296	Primary	BOHLABELA	3	0	1	53	63 705	63 705	63 705	63 705	70 717	77 959
IKRUKUKU LOWER PRIMARY SCHOOL	800035141	Primary	BOHLABELA	13	3	1	388	242 877	242 877	242 877	242 877	273 224	299 658
IKRUKUKU SECONDARY SCHOOL	800035143	Secondary	BOHLABELA	15	3	1	456	284 177	284 177	284 177	284 177	317 235	355 067
IKRUKUKU PRIMARY SCHOOL	800035146	Primary	BOHLABELA	6	2	1	185	108 042	108 042	108 042	108 042	120 145	130 684
IKRUKUKU PRIMARY SCHOOL	800035145	Primary	BOHLABELA	17	4	1	450	304 526	304 526	304 526	304 526	341 875	363 629
IKRUKUKU SECONDARY SCHOOL	800035153	Secondary	BOHLABELA	10	2	1	215	137 803	137 803	137 803	137 803	154 107	168 257
IKRUKUKU LOWER AND HIGHER PRIMARY SCHOOL	800035126	Primary	BOHLABELA	9	2	1	276	174 635	174 635	174 635	174 635	194 245	205 127
IKRUKUKU PRIMARY SCHOOL	800035159	Primary	BOHLABELA	5	1	1	162	105 615	105 615	105 615	105 615	120 145	130 684
IKRUKUKU PRIMARY SCHOOL	800035131	Primary	BOHLABELA	8	2	1	210	137 803	137 803	137 803	137 803	154 107	168 257
IKRUKUKU PRIMARY SCHOOL	800035130	Primary	BOHLABELA	18	4	1	655	405 043	405 043	405 043	405 043	454 857	491 427
IKRUKUKU PRIMARY SCHOOL	800035128	Primary	BOHLABELA	20	4	1	392	242 289	242 289	242 289	242 289	273 224	299 658
IKRUKUKU SENIOR SECONDARY SCHOOL	800035127	Secondary	BOHLABELA	36	6	1	945	591 179	591 179	591 179	591 179	654 599	707 914
IKRUKUKU HIGH SCHOOL	800035125	Secondary	BOHLABELA	51	9	1	1427	873 321	873 321	873 321	873 321	954 365	1 107 914
IKRUKUKU PRIMARY SCHOOL	800035123	Primary	BOHLABELA	17	4	1	555	344 914	344 914	344 914	344 914	393 547	424 299
IKRUKUKU PRIMARY SCHOOL	800035122	Secondary	BOHLABELA	10	2	1	153	100 146	100 146	100 146	100 146	113 208	120 145
IKRUKUKU SECONDARY SCHOOL	800035121	Secondary	BOHLABELA	16	3	1	453	305 050	305 050	305 050	305 050	341 875	363 629
IKRUKUKU PRIMARY SCHOOL	800035120	Primary	BOHLABELA	13	3	1	290	183 359	183 359	183 359	183 359	207 094	215 991
IKRUKUKU PRIMARY SCHOOL	800035119	Primary	BOHLABELA	7	2	1	214	137 156	137 156	137 156	137 156	154 107	168 257
IKRUKUKU PRIMARY SCHOOL	800035118	Primary	BOHLABELA	14	3	1	299	188 822	188 822	188 822	188 822	215 991	233 114
IKRUKUKU SECONDARY SCHOOL	800035117	Secondary	BOHLABELA	11	3	1	351	205 257	205 257	205 257	205 257	233 114	250 337
IKRUKUKU PRIMARY SCHOOL	800035116	Primary	BOHLABELA	16	3	1	351	205 257	205 257	205 257	205 257	233 114	250 337
IKRUKUKU SECONDARY SCHOOL	800035115	Secondary	BOHLABELA	11	3	1	351	205 257	205 257	205 257	205 257	233 114	250 337
IKRUKUKU SECONDARY SCHOOL	800035114	Secondary	BOHLABELA	11	3	1	351	205 257	205 257	205 257	205 257	233 114	250 337
IKRUKUKU SECONDARY SCHOOL	800035113	Secondary	BOHLABELA	11	3	1	351	205 257	205 257	205 257	205 257	233 114	250 337
IKRUKUKU SECONDARY SCHOOL	800035112	Secondary	BOHLABELA	11	3	1	351	205 257	205 257	205 257	205 257	233 114	250 337
IKRUKUKU SECONDARY SCHOOL	800035111	Secondary	BOHLABELA	11	3	1	351	205 257	205 257	205 257	205 257	233 114	250 337
IKRUKUKU SECONDARY SCHOOL	800035110	Secondary	BOHLABELA	11	3	1	351	205 257	205 257	205 257	205 257	233 114	250 337
IKRUKUKU SECONDARY SCHOOL	800035109	Secondary	BOHLABELA	11	3	1	351	205 257	205 257	205 257	205 257	233 114	250 337
IKRUKUKU SECONDARY SCHOOL	800035108	Secondary	BOHLABELA	11	3	1	351	205 257	205 257	205 257	205 257	233 114	250 337
IKRUKUKU SECONDARY SCHOOL	800035107	Secondary	BOHLABELA	11	3	1	351	205 257	205 257	205 257	205 257	233 114	250 337
IKRUKUKU SECONDARY SCHOOL	800035106	Secondary	BOHLABELA	11	3	1	351	205 257	205 257	205 257	205 257	233 114	250 337
IKRUKUKU SECONDARY SCHOOL	800035105	Secondary	BOHLABELA	11	3	1	351	205 257	205 257	205 257	205 257	233 114	250 337
IKRUKUKU SECONDARY SCHOOL	800035104	Secondary	BOHLABELA	11	3	1	351	205 257	205 257	205 257	205 257	233 114	250 337
IKRUKUKU SECONDARY SCHOOL	800035103	Secondary	BOHLABELA	11	3	1	351	205 257	205 257	205 257	205 257	233 114	250 337
IKRUKUKU SECONDARY SCHOOL	800035102	Secondary	BOHLABELA	11	3	1	351	205 257	205 257	205 257	205 257	233 114	250 337
IKRUKUKU SECONDARY SCHOOL	800035101	Secondary	BOHLABELA	11	3	1	351	205 257	205 257	205 257	205 257	233 114	250 337
IKRUKUKU SECONDARY SCHOOL	800035100	Secondary	BOHLABELA	11	3	1	351	205 257	205 257	205 257	205 257	233 114	250 337
IKRUKUKU SECONDARY SCHOOL	800035099	Secondary	BOHLABELA	11	3	1	351	205 257	205 257	205 257	205 257	233 114	250 337
IKRUKUKU SECONDARY SCHOOL	800035098	Secondary	BOHLABELA	11	3	1	351	205 257	205 257	205 257	205 257	233 114	250 337
IKRUKUKU SECONDARY SCHOOL	800035097	Secondary	BOHLABELA	11	3	1	351	205 257	205 257	205 257	205 257	233 114	250 337
IKRUKUKU SECONDARY SCHOOL	800035096	Secondary	BOHLABELA	11	3	1	351	205 257	205 257	205 257	205 257	233 114	250 337
IKRUKUKU SECONDARY SCHOOL	800035095	Secondary	BOHLABELA	11	3	1	351	205 257	205 257	205 257	205 257	233 114	250 337
IKRUKUKU SECONDARY SCHOOL	800035094	Secondary	BOHLABELA	11	3	1	351	205 257	205 257	205 257	205 257	233 114	250 337
IKRUKUKU SECONDARY SCHOOL	800035093	Secondary	BOHLABELA	11	3	1	351	205 257	205 257	205 257	205 257	233 114	250 337
IKRUKUKU SECONDARY SCHOOL	800035092	Secondary	BOHLABELA	11	3	1	351	205 257	205 257	205 257	205 257	233 114	250 337
IKRUKUKU SECONDARY SCHOOL	800035091	Secondary	BOHLABELA	11	3	1	351	205 257	205 257	205 257	205 257	233 114	250 337
IKRUKUKU SECONDARY SCHOOL	800035090	Secondary	BOHLABELA	11	3	1	351	205 257	205 257	205 257	205 257	233 114	250 337
IKRUKUKU SECONDARY SCHOOL	800035089	Secondary	BOHLABELA	11	3	1	351	205 257	205 257	205 257	205 257	233 114	250 337
IKRUKUKU SECONDARY SCHOOL	800035088	Secondary	BOHLABELA	11	3	1	351	205 257	205 257	205 257	205 257	233 114	250 337
IKRUKUKU SECONDARY SCHOOL	800035087	Secondary	BOHLABELA	11	3	1	351	205 257	205 257	205 257	205 257	233 114	250 337
IKRUKUKU SECONDARY SCHOOL	800035086	Secondary	BOHLABELA	11	3	1	351	205 257	205 257	205 257	205 257	233 114	250 337
IKRUKUKU SECONDARY SCHOOL	800035085	Secondary	BOHLABELA	11	3	1	351	205 257	205 257	205 257	205 257	233 114	250 337
IKRUKUKU SECONDARY SCHOOL	800035084	Secondary	BOHLABELA	11	3	1	351	205 257	205 257	205 257	205 257	233 114	250 337
IKRUKUKU SECONDARY SCHOOL	800035083	Secondary	BOHLABELA	11	3	1	351	205 257	205 257	205 257	205 257	233 114	250 337
IKRUKUKU SECONDARY SCHOOL	800035082	Secondary	BOHLABELA	1									

School Name	Emis Number	Phase	District	Educators	Non Educators	Quintiles	Learners	Main Appropriation 2017/18	Adjusted Appropriation	Revised Estimates	2017/18	2018/19	2019/20
CAVAGASA PRIMARY SCHOOL	80037917	Primary	GERT SIBABE	5	1	1	224	143 298	143 298	143 298	119 237	25 531	132 351
CHATHAMBA PRIMARY SCHOOL	80037286	Primary	GERT SIBABE	2	0	1	63	44 877	44 877	44 877	35 931	59 863	73 785
ST ANDREWS PRIMARY SCHOOL	80032319	Primary	GERT SIBABE	5	1	1	122	81 818	81 818	81 818	61 319	103 508	115 228
HOLDSHEIM PRIMARY SCHOOL	80036879	Primary	GERT SIBABE	4	1	1	120	80 104	80 104	80 104	66 090	116 151	125 875
SELAUBO PRIMARY SCHOOL	80034305	Primary	GERT SIBABE	29	5	1	987	509 888	509 888	509 888	436 686	864 036	775 807
ITKDE PRIMARY SCHOOL	80036817	Primary	GERT SIBABE	31	6	1	1005	517 621	517 621	517 621	436 718	674 275	710 039
NGEPHE PRIMARY SCHOOL	80031724	Primary	GERT SIBABE	3	0	1	73	51 598	51 598	51 598	46 300	58 044	71 907
NONUTHULA PRIMARY SCHOOL	80037194	Primary	GERT SIBABE	7	2	1	295	188 391	188 391	188 391	167 257	198 995	209 410
UKHATHU PRIMARY SCHOOL	80036443	Primary	GERT SIBABE	7	2	1	178	115 331	115 331	115 331	107 407	113 898	120 181
VILANDELELA PRIMARY SCHOOL	80024955	Primary	GERT SIBABE	8	2	1	236	150 558	150 558	150 558	155 615	164 795	174 025
ORIEPAH PRIMARY SCHOOL	80026832	Primary	GERT SIBABE	19	4	1	686	423 872	423 872	423 872	445 801	472 128	488 560
SWULHE PRIMARY SCHOOL	80022824	Primary	GERT SIBABE	6	2	1	143	94 072	94 072	94 072	124 070	131 360	138 748
MEHLWEHABA PRIMARY SCHOOL	80013987	Primary	GERT SIBABE	5	1	1	116	79 496	79 496	79 496	102 465	108 532	114 610
IBRALI PRIMARY SCHOOL	80035504	Primary	GERT SIBABE	8	2	1	265	170 602	170 602	170 602	157 590	157 204	176 557
IBISPA SECONDARY SCHOOL	80039510	Secondary	GERT SIBABE	27	5	1	770	474 890	474 890	474 890	503 278	532 971	562 817
IBHOLA PRIMARY SCHOOL	80031426	Primary	GERT SIBABE	6	2	1	162	105 613	105 613	105 613	112 798	122 569	126 453
LAMAGADLELA PRIMARY SCHOOL	80038787	Primary	GERT SIBABE	24	5	1	801	493 719	493 719	493 719	514 771	545 142	575 670
LETSATUKHULA PRIMARY SCHOOL	80039503	Primary	GERT SIBABE	13	3	1	445	277 497	277 497	277 497	275 191	295 693	312 220
MAKHANUZELA COMBINED SCHOOL	80031299	Combined	GERT SIBABE	19	4	1	509	316 358	316 358	316 358	322 632	341 636	362 738
KHULUWANE SECONDARY SCHOOL	80039032	Secondary	GERT SIBABE	14	3	1	365	228 558	228 558	228 558	238 638	248 228	259 673
HLAMBEHLELO SECONDARY SCHOOL	80035173	Secondary	GERT SIBABE	22	4	1	420	420 838	420 838	420 838	427 220	454 544	470 990
AMAHU PRIMARY SCHOOL	80039186	Primary	GERT SIBABE	3	0	1	94	54 312	54 312	54 312	47 178	58 778	64 800
IKHOSAZANE PRIMARY SCHOOL	80031407	Primary	GERT SIBABE	21	4	1	717	443 701	443 701	443 701	455 395	482 293	509 270
MACIBA PRIMARY SCHOOL	80031253	Primary	GERT SIBABE	8	2	1	326	205 221	205 221	205 221	196 034	156 821	163 454
KHULANGWALI PRIMARY SCHOOL	80039715	Primary	GERT SIBABE	14	3	1	435	271 423	271 423	271 423	297 697	283 491	286 398
HLAZATHE PRIMARY SCHOOL	80031858	Primary	GERT SIBABE	11	3	1	350	216 788	216 788	216 788	214 070	228 702	239 395
CHEF S. J. MALAZA PRIMARY SCHOOL	80034963	Combined	GERT SIBABE	9	2	1	227	145 092	145 092	145 092	153 695	153 695	172 158
MAKHOSIKE PRIMARY SCHOOL	80031016	Primary	GERT SIBABE	23	4	1	740	459 698	459 698	459 698	492 419	499 702	517 125
IKHOSHI SECONDARY SCHOOL	80031464	Secondary	GERT SIBABE	23	4	1	639	395 326	395 326	395 326	306 634	326 114	346 488
VRESLAUD PRIMARY SCHOOL	80024737	Combined	GERT SIBABE	2	0	1	38	33 796	33 796	33 796	51 570	54 613	57 671
VYSEBODOM PRIMARY SCHOOL	80025163	Primary	GERT SIBABE	2	0	1	43	34 865	34 865	34 865	51 598	54 369	57 445
IKHOSHOKE PRIMARY SCHOOL	80020244	Primary	GERT SIBABE	7	2	1	257	163 311	163 311	163 311	182 393	171 038	181 567
ELKHOLELO SECONDARY SCHOOL	8002766	Secondary	GERT SIBABE	40	8	1	1014	623 088	623 088	623 088	699 332	889 292	738 452
TSATSEPHUDVO PRIMARY SCHOOL	80022848	Primary	GERT SIBABE	23	4	1	730	450 566	450 566	450 566	493 696	491 054	518 555
EUSEB PRIMARY SCHOOL	80023624	Primary	GERT SIBABE	20	4	1	603	312 724	312 724	312 724	259 762	272 029	289 375
IBHELEMI PRIMARY SCHOOL	80022357	Primary	GERT SIBABE	12	3	1	302	180 644	180 644	180 644	178 806	185 817	200 130
ENDEL SECOND COMBINED SCHOOL	80030723	Combined	GERT SIBABE	10	2	1	141	92 858	92 858	92 858	100 485	108 532	114 610
SCHAZANE PRIMARY SCHOOL	80032149	Primary	GERT SIBABE	17	4	1	554	367 684	367 684	367 684	398 448	428 246	482 183
SEBISOLO COMBINED SCHOOL	80020792	Secondary	GERT SIBABE	12	4	1	721	446 138	446 138	446 138	461 141	498 242	516 629
IBHLENYA PRIMARY SCHOOL	80024730	Primary	GERT SIBABE	4	1	1	105	70 593	70 593	70 593	90 604	96 225	101 614
SHETA PRIMARY SCHOOL	80022116	Primary	GERT SIBABE	17	4	1	494	307 257	307 257	307 257	317 436	336 228	359 057
IKHASTAD PRIMARY SCHOOL	80023530	Primary	GERT SIBABE	2	0	1	43	34 695	34 695	34 695	53 795	56 858	60 148
IKHAFETI PRIMARY SCHOOL	80034496	Primary	GERT SIBABE	22	4	1	788	472 461	472 461	472 461	475 187	503 223	531 403
KHUKHUKA II PRIMARY SCHOOL	80037906	Primary	GERT SIBABE	2	0	1	36	33 452	33 452	33 452	50 507	53 460	56 538
BOHAI PRIMARY SCHOOL	80021305	Primary	GERT SIBABE	2	0	1	48	36 373	36 373	36 373	55 502	59 293	63 243
ITHEBISA PRIMARY SCHOOL	80022845	Primary	GERT SIBABE	2	0	1	39	33 972	33 972	33 972	50 293	53 218	56 196
AMALANGELO PRIMARY SCHOOL	80036058	Primary	GERT SIBABE	2	0	1	31	32 585	32 585	32 585	48 126	50 654	53 818
KWAGGALALE PRIMARY SCHOOL	80038649	Primary	GERT SIBABE	3	0	1	76	53 380	53 380	53 380	76 437	74 381	74 381
IBHULILELO PRIMARY SCHOOL	80038247	Primary	GERT SIBABE	2	0	1	43	34 695	34 695	34 695	50 354	53 305	56 311
JOUBERTSLEI PRIMARY SCHOOL	80027912	Combined	GERT SIBABE	4	1	1	165	107 435	107 435	107 435	124 023	131 076	136 357
THE FREDRIK PRIMARY SCHOOL	80020210	Primary	GERT SIBABE	3	0	1	78	54 595	54 595	54 595	70 396	74 541	78 715
ROUXLAUD PRIMARY SCHOOL	80031950	Primary	GERT SIBABE	1	0	1	14	25 639	25 639	25 639			
IKHONYANE PRIMARY SCHOOL	80031630	Primary	GERT SIBABE	4	1	1	104	70 356	70 356	70 356	85 205	90 363	95 423
IKHLENI PRIMARY SCHOOL	80031316	Primary	GERT SIBABE	3	0	1	58	66 741	66 741	66 741	88 834	93 954	98 055
LOTARH PRIMARY SCHOOL	80031658	Primary	GERT SIBABE	30	5	1	988	595 149	595 149	595 149	659 116	686 478	727 027
IBUPANE PRIMARY SCHOOL	80036285	Primary	GERT SIBABE	2	0	1	35	33 278	33 278	33 278	50 293	53 218	56 196
IKHOSHA PRIMARY SCHOOL	80035645	Primary	GERT SIBABE	2	0	1	34	30 165	30 165	30 165	40 261	43 218	46 196
IBALUNWA PRIMARY SCHOOL	80024423	Primary	GERT SIBABE	4	1	1	124	82 538	82 538	82 538	96 549	101 591	107 185
IBALDELLE PRIMARY SCHOOL	80036536	Primary	GERT SIBABE	4	1	1	97	66 134	66 134	66 134	94 776	98 778	104 800
IBAPLUSI PRIMARY SCHOOL	80034286	Primary	GERT SIBABE	6	2	1	174	114 116	114 116	114 116	141 298	148 556	157 939
IBUPHE PRIMARY SCHOOL	80031580	Primary	GERT SIBABE	2	0	1	47	47 913	47 913	47 913			
IKHONZAKHE PRIMARY SCHOOL	80037732	Primary	GERT SIBABE	3	0	1	80	56 809	56 809	56 809	57 106	59 425	63 852
THE GEM COMBINED SCHOOL	80032026	Combined	GERT SIBABE	21	4	1	659	407 473	407 473	407 473	390 276	413 302	436 447
KUPITAPEL PRIMARY SCHOOL	80038381	Primary	GERT SIBABE	2	0	1	81	56 416	56 416	56 416	74 615	79 225	83 696
IBHIVHELO SECONDARY SCHOOL	80024455	Combined	GERT SIBABE	33	6	1	882	542 916	542 916	542 916	454 120	480 913	507 844
THE BROOK PRIMARY SCHOOL	80022902	Combined	GERT SIBABE	6	2	1	185	122 013	122 013	122 013	117 426	124 367	131 321
EMALATHI PRIMARY SCHOOL	80034475	Primary	GERT SIBABE	1	0	1	14	29 638	29 638	29 638			
FAKIZELA PRIMARY SCHOOL	80034184	Primary	GERT SIBABE	2	0	1	27	31 892	31 892	31 892	51 034	54 077	57 105
KLITON PRIMARY SCHOOL	80022199	Primary	GERT SIBABE	4	1	1	181	105 026	105 026	105 026	126 745	127 873	135 034
BIG KIKI PRIMARY SCHOOL	80031848	Primary	GERT SIBABE	2	0	1	62	44 877	44 877	44 877	60 281	73 399	77 478
BUSBY PRIMARY SCHOOL	80031788	Primary	GERT SIBABE	1	0	1	15	30 506	30 506	30 506	40 630	51 030	54 338
LAERSKOL CHRISTIE	80038043	Primary	GERT SIBABE	5	1	1	105	70 569	70 569	70 569	88 480	107 750	113 025
IBHLELOWANDI SECONDARY SCHOOL	80024073	Secondary	GERT SIBABE	35	6	1	863	551 375	551 375	551 375	599 915	660 915	691 015
IKHOSHO PRIMARY SCHOOL	80032218	Combined	GERT SIBABE	8	2	1	120	80 104	80 104	80 104	97 404	102 705	107 901
BAKABEYI PRIMARY SCHOOL	80038448	Combined	GERT SIBABE	8	2	1	225	131 728	131 728	131 728	158 684	166 684	174 317
VIOLET JANE JUNIOR SECONDARY SCHOOL	80035638	Primary	GERT SIBABE	10	2	1	129	143 877	143 877	143 877	167 659	177 345	187 270
LEWPOORT PRIMARY SCHOOL	80039565	Primary	GERT SIBABE	3	0	1	60	43 891	43 891	43 891	63 702	66 379	69 530
EDUDONGEM PRIMARY SCHOOL	80034150	Primary	GERT SIBABE	2	0	1	44	34 838	34 838	34 838	63 702	66 379	69 530
EDERBAH PRIMARY SCHOOL	80034871	Primary	GERT SIBABE	2	0	1	73	52 773	52 773	52 773	73 154	77 475	81 808
YUSABANZI PRIMARY SCHOOL	80025105	Primary	GERT SIBABE	2	0	1	31	32 585	32 585	32 585	50 902	53 699	56 991
SIPWAGILE COMBINED SCHOOL	80026815	Combined	GERT SIBABE	10	2	1	110	74 031	74 031	74 031	87 544	92 798	97 301
ETZELZELH PRIMARY SCHOOL	80034136	Primary	GERT SIBABE	32	6	1	1141	706 222	706 222	706 222	794 366	805 494	854 826
REDHILL PRIMARY SCHOOL	80031216	Primary	GERT SIBABE	12	3	1	400	250 199	250 199	250 199	270 291	288 874	302 398
SIVASONJA SECONDARY SCHOOL	8002146	Secondary	GERT SIBABE	29	5	1	835	514 359	514 359	514 359	521 154	551 502	582 895
HLONIPHAT PRIMARY SCHOOL	80026462	Primary	GERT SIBABE	2	0	1	86	61 275	61 275	61 275	87 444	92 705	97 901
INTABANZI PRIMARY SCHOOL	80031269	Primary	GERT SIBABE	7	2	1	202	125 036	125 036	125 036	136 012	147 214	156 458
BHEKULHE PRIMARY SCHOOL	80031340	Primary	GERT SIBABE	5	1	1	143	94 072	94 072	9			

School Name	Enis Number	Phase	District	Educators	Non Educators	Quintiles	Learners	Main Appropriation 2016/17	Adjusted Appropriation	Revised Estimates	2017/18	2018/19	2019/20
MFULAJUCI PRIMARY SCHOOL	20001404	Primary	GERT SIBANDE	3	2	1	270	171 209	171 209	171 209	177 883	188 153	193 700
MAGOTSHA SECONDARY SCHOOL	80001544	Secondary	GERT SIBANDE	16	3	1	250	225 871	225 871	225 871	251 183	255 815	289 826
KALOGWIRI PRIMARY SCHOOL	80000710	Primary	GERT SIBANDE	7	2	1	197	126 870	126 870	126 870	135 499	146 522	154 825
ESHWILE PRIMARY SCHOOL	80000547	Primary	GERT SIBANDE	2	0	1	69	49 128	49 128	49 128	53 152	56 520	70 685
DEHOI PUNDI PRIMARY SCHOOL	80000577	Primary	GERT SIBANDE	1	0	1	39	30 563	30 563	30 563	33 591	35 882	55 673
BKLOKOLONGA PRIMARY SCHOOL	80000195	Primary	GERT SIBANDE	2	0	1	34	33 105	33 105	33 105	35 869	34 526	57 550
ULSAYO PRIMARY SCHOOL	80000544	Primary	GERT SIBANDE	2	0	1	37	33 625	33 625	33 625	35 872	34 721	57 783
ENOMBELE PRIMARY SCHOOL	80000959	Combined	GERT SIBANDE	2	0	1	56	43 053	43 053	43 053	51 072	54 271	77 983
KWASHOHVA PRIMARY SCHOOL	80000801	Combined	GERT SIBANDE	4	1	1	110	74 031	74 031	74 031	87 544	92 291	97 901
MABULI PRIMARY SCHOOL	80001113	Primary	GERT SIBANDE	2	0	1	52	38 803	38 803	38 803	50 793	53 755	55 755
HEW ERSELO PRIMARY SCHOOL	20000405	Combined	GERT SIBANDE	43	9	1	1933	1 181 254	1 181 254	1 181 254	1 261 052	1 336 495	1 410 284
WESTEND SCHOOL	80002338	Primary	GERT SIBANDE	4	1	1	91	62 450	62 450	62 450	55 893	68 302	62 029
OVERVAAL PRIMARY SCHOOL	80001785	Primary	GERT SIBANDE	3	0	1	43	34 605	34 605	34 605	20 760	53 755	55 755
AMAMAMAHLE PRIMARY SCHOOL	80000154	Primary	GERT SIBANDE	3	0	1	60	43 681	43 681	43 681	63 746	37 507	71 267
LEKELAN PRIMARY SCHOOL	80001540	Primary	GERT SIBANDE	4	1	1	82	57 024	57 024	57 024	83 348	95 080	89 854
ULIFULANA COMBINED SCHOOL	80002455	Combined	GERT SIBANDE	14	3	1	429	267 779	267 779	267 779	245 545	253 210	277 950
TORBANITE PRIMARY SCHOOL	80002376	Primary	GERT SIBANDE	4	1	1	118	78 889	78 889	78 889	85 204	94 457	59 757
BEE HASEKO SECONDARY SCHOOL	80002874	Secondary	GERT SIBANDE	22	4	1	667	412 331	412 331	412 331	438 159	484 010	489 995
DAVEL COMBINED SCHOOL	80002978	Combined	GERT SIBANDE	23	4	1	770	474 850	474 850	474 850	576 054	616 046	644 205
HABLE PRIMARY SCHOOL	80002961	Primary	GERT SIBANDE	4	1	1	132	87 382	87 382	87 382	88 383	102 055	107 862
LAERSSKOL DAVE	80000938	Primary	GERT SIBANDE	16	3	1	454	262 584	262 584	262 584	302 173	329 001	337 521
PHILUKWITABA PRIMARY SCHOOL	80001275	Primary	GERT SIBANDE	4	1	1	143	94 072	94 072	94 072	73 184	77 476	81 858
WATHEA SECONDARY SCHOOL	80002503	Secondary	GERT SIBANDE	2	0	1	891	426 905	426 905	426 905	469 583	429 528	453 540
STAKHLE PRIMARY SCHOOL	80001967	Primary	GERT SIBANDE	30	5	1	1026	572 802	572 802	572 802	777 949	812 676	859 267
NOBAMZOLWAZI SECONDARY SCHOOL	80000321	Secondary	GERT SIBANDE	25	5	1	747	450 921	450 921	450 921	515 585	547 180	577 810
REHMOGOTI PRIMARY SCHOOL	80001533	Primary	GERT SIBANDE	2	0	1	30	32 412	32 412	32 412	45 948	52 886	55 856
EDDISHOBI PRIMARY SCHOOL	80000374	Primary	GERT SIBANDE	3	0	1	78	54 595	54 595	54 595	68 726	72 751	75 859
HALISANE PRIMARY SCHOOL	80000577	Primary	GERT SIBANDE	4	1	1	100	67 556	67 556	67 556	80 345	85 099	89 854
GAUMVA PRIMARY SCHOOL	80000480	Primary	GERT SIBANDE	1	0	1	25	31 545	31 545	31 545	48 462	52 559	55 291
ESIGANGEN PRIMARY SCHOOL	20000362	Primary	GERT SIBANDE	2	0	1	34	33 105	33 105	33 105	50 760	53 755	55 755
DE ENDRATE PRIMARY SCHOOL	80000364	Primary	GERT SIBANDE	2	0	1	33	32 522	32 522	32 522	50 859	53 847	55 851
WELGENEID PRIMARY SCHOOL	80000283	Primary	GERT SIBANDE	2	0	1	51	38 165	38 165	38 165	50 852	53 758	55 757
THWAHLE PRIMARY SCHOOL	80002465	Primary	GERT SIBANDE	20	4	1	709	437 840	437 840	437 840	445 245	439 736	521 408
SWAZAMA SCHOOL	80001592	Primary	GERT SIBANDE	4	1	1	54	40 018	40 018	40 018	53 456	53 433	50 425
KHROGSS PRIMARY SCHOOL	80001385	Primary	GERT SIBANDE	22	4	1	710	436 445	436 445	436 445	451 565	478 207	504 987
VAN STADENDAM PRIMARY SCHOOL	80002457	Primary	GERT SIBANDE	3	0	1	131	86 785	86 785	86 785	161 373	107 395	113 372
ROZDEBAK PRIMARY SCHOOL	80001847	Combined	GERT SIBANDE	9	2	1	340	213 724	213 724	213 724	218 539	231 433	244 353
GWEDA PRIMARY SCHOOL	80000481	Primary	GERT SIBANDE	2	0	1	46	35 155	35 155	35 155	50 859	53 847	55 851
ZITHOBE PRIMARY SCHOOL	80002613	Primary	GERT SIBANDE	3	0	1	62	57 024	57 024	57 024	710 341	222 646	226 113
TROKAROSDITENI PRIMARY SCHOOL	80000238	Combined	GERT SIBANDE	5	2	1	216	140 232	140 232	140 232	145 923	129 528	135 960
ESIBAMVA PRIMARY SCHOOL	80000568	Primary	GERT SIBANDE	10	3	1	1026	570 374	570 374	570 374	648 839	687 119	725 560
ESIBABA PRIMARY SCHOOL	80000541	Combined	GERT SIBANDE	12	3	1	372	233 159	233 159	233 159	271 103	295 915	289 805
TAKHEDI SECONDARY SCHOOL	80002281	Secondary	GERT SIBANDE	95	6	1	1018	625 517	625 517	625 517	663 308	731 744	772 722
VURA PRIMARY SCHOOL	80002470	Primary	GERT SIBANDE	15	4	1	543	387 755	387 755	387 755	441 988	488 096	484 278
BANTWABETHU SECONDARY SCHOOL	80000820	Secondary	GERT SIBANDE	27	5	1	859	413 546	413 546	413 546	464 969	428 859	452 865
LITILELEBETHU SECONDARY SCHOOL	80001579	Secondary	GERT SIBANDE	30	5	1	859	528 945	528 945	528 945	521 154	551 032	582 055
DEPOZET PRIMARY SCHOOL	80000802	Primary	GERT SIBANDE	19	4	1	630	382 896	382 896	382 896	408 142	432 233	445 438
LOCHLE PRIMARY SCHOOL	80001011	Primary	GERT SIBANDE	17	4	1	545	338 734	338 734	338 734	362 189	383 555	405 034
STEYSDORP PRIMARY SCHOOL	20002442	Primary	GERT SIBANDE	5	1	1	154	103 755	103 755	103 755	88 850	93 830	93 131
LUBHADA PRIMARY SCHOOL	80001744	Primary	GERT SIBANDE	2	0	1	68	48 521	48 521	48 521	57 980	51 002	64 481
EBULETHI PRIMARY SCHOOL	80000587	Primary	GERT SIBANDE	10	2	1	325	205 221	205 221	205 221	215 535	231 433	244 353
D & C COMPREHENSIVE PRIMARY SCHOOL	80000325	Primary	GERT SIBANDE	29	5	1	1099	674 713	674 713	674 713	771 635	775 013	818 414
MUNDONI PRIMARY SCHOOL	80001382	Primary	GERT SIBANDE	15	3	1	452	299 970	299 970	299 970	313 562	332 171	359 773
LADZYANE PRIMARY SCHOOL	80000490	Primary	GERT SIBANDE	2	0	1	36	33 452	33 452	33 452	45 948	51 801	54 385
CHIEF JERRY NGOSI SECONDARY SCHOOL	80000271	Secondary	GERT SIBANDE	95	6	1	859	533 197	533 197	533 197	578 177	559 339	589 562
MASHABA PRIMARY SCHOOL	80001463	Primary	GERT SIBANDE	2	0	1	138	103 184	103 184	103 184	114 521	121 426	128 220
MASHABHE PRIMARY SCHOOL	80001815	Combined	GERT SIBANDE	16	3	1	471	295 295	295 295	295 295	269 623	267 288	255 960
MASHOMOYO PRIMARY SCHOOL	20000427	Primary	GERT SIBANDE	10	2	1	293	185 178	185 178	185 178	176 969	185 571	202 130
MASHABATS PRIMARY SCHOOL	80000509	Primary	GERT SIBANDE	4	1	1	95	63 705	63 705	63 705	81 459	88 201	91 962
EMPHALETHI PRIMARY SCHOOL	80000301	Primary	GERT SIBANDE	2	0	1	56	40 625	40 625	40 625	51 532	55 182	59 811
MSWATI PRIMARY SCHOOL	80001506	Primary	GERT SIBANDE	3	0	1	90	61 883	61 883	61 883	80 302	95 625	93 473
SISUKHILE SECONDARY SCHOOL	80001345	Secondary	GERT SIBANDE	21	4	1	530	329 123	329 123	329 123	403 491	424 107	447 871
EMUTOKOTENI PRIMARY SCHOOL	80000316	Primary	GERT SIBANDE	10	2	1	353	227 694	227 694	227 694	259 122	273 561	288 659
NIKABA PRIMARY SCHOOL	80000361	Primary	GERT SIBANDE	5	1	1	110	74 031	74 031	74 031	89 495	91 536	95 662
HOLEKA SECONDARY SCHOOL	80000625	Secondary	GERT SIBANDE	12	3	1	480	289 606	289 606	289 606	278 522	294 637	311 506
SITHUTHUKLE PRIMARY SCHOOL	80001402	Primary	GERT SIBANDE	15	3	1	507	315 153	315 153	315 153	316 857	339 562	354 343
NTABAIKLE PRIMARY SCHOOL	80001777	Primary	GERT SIBANDE	11	3	1	304	191 857	191 857	191 857	201 301	213 178	225 116
HWYELD SECONDARY SCHOOL	20000512	Secondary	GERT SIBANDE	34	6	1	1027	630 183	630 183	630 183	678 207	718 221	755 441
EMULINDEN SECONDARY SCHOOL	80000261	Secondary	GERT SIBANDE	16	3	1	449	278 104	278 104	278 104	279 536	282 556	309 364
ELUXWATHI PRIMARY SCHOOL	80000442	Primary	GERT SIBANDE	17	4	1	622	385 000	385 000	385 000	441 565	478 207	504 987
BONGUMHWAZI PRIMARY SCHOOL	80000148	Primary	GERT SIBANDE	2	0	1	100	67 959	67 959	67 959	79 989	83 302	87 959
WHETI PRIMARY SCHOOL	80000505	Primary	GERT SIBANDE	13	3	1	453	282 355	282 355	282 355	283 365	283 365	319 642
NGOMI PRIMARY SCHOOL	80001852	Primary	GERT SIBANDE	1	0	1	107	72 203	72 203	72 203	81 116	88 000	92 945
GROTHODI PRIMARY SCHOOL	80000450	Primary	GERT SIBANDE	4	1	1	105	70 963	70 963	70 963	85 803	98 590	95 043
FATHER CHARLES PRIMARY SCHOOL	80000419	Primary	GERT SIBANDE	19	4	1	577	387 599	387 599	387 599	378 129	401 133	423 510
MSILANDI SECONDARY SCHOOL	80001654	Secondary	GERT SIBANDE	22	4	1	508	316 791	316 791	316 791	288 127	305 126	322 213
MP LANGOLA SECONDARY SCHOOL	20000210	Secondary	GERT SIBANDE	22	4	1	626	389 822	389 822	389 822	461 131	424 738	455 581
SEBENTA SCHOOL	80000302	Combined	GERT SIBANDE	16	3	1	419	259 883	259 883	259 883	241 822	265 772	270 065
MAYFLOWER SECONDARY SCHOOL	80001587	Secondary	GERT SIBANDE	23	4	1	691	426 905	426 905	426 905	441 360	457 390	493 564
ETHOBIETE PRIMARY SCHOOL	80000423	Primary	GERT SIBANDE	13	3	1	413	258 061	258 061	258 061	267 999	292 815	298 663
MABOIBE PRIMARY SCHOOL	80001148	Primary	GERT SIBANDE	18	4	1	584	361 600	361 600	361 600	377 588	396 781	422 169
ELUYENWEH PRIMARY SCHOOL	80000367	Primary	GERT SIBANDE	19	4	1	579	358 885	358 885	358 885	354 525	375 442	386 467
HLONKE SCHOOL	80000608	Combined	GERT SIBANDE	13	3	1	385	241 055	241 055	241 055	224 295	237 518	250 819
SOKO PRIMARY SCHOOL	80001990	Primary	GERT SIBANDE	7	2	1	241	153 594	153 594	153 594	163 625	173 281	182 953
KHAYIYA PRIMARY SCHOOL	80000784	Primary	GERT SIBANDE	14	3	1	514	319 405	319 405	319 405	340 402	360 558	389 760
NTOKOZO SCHOOL	80000676	Primary	GERT SIBANDE	4	1	1	112	75 245	75 245	75 245	83 115	88 025	92 945

School Name	Enr Number	Phase	District	Educators	Non Educators	Quintiles	Leavers	Main Appropriation 2016/17	Adjusted Appropriation	Revised Estimates	2017/18	2018/19	2019/20
ENDKEM PRIMARY SCHOOL	80003989	Primary	GERT SIBANDE	3	0	1	53	44 877	44 877	44 877	52 319	62 819	65 337
RESEKOPSPRUIT PRIMARY SCHOOL	80001149	Primary	GERT SIBANDE	4	1	1	113	75 859	75 859	75 859	104 700	119 577	117 989
DATA COUBLEDHED SCHOOL	80001903	Combined	GERT SIBANDE	34	6	1	860	808 510	808 510	808 510	982 676	122 254	763 436
SALEM PRIMARY SCHOOL	80001952	Combined	GERT SIBANDE	25	5	1	790	487 037	487 037	487 037	602 872	638 441	674 194
NYOKWENI PRIMARY SCHOOL	80017012	Primary	GERT SIBANDE	4	1	1	85	61 275	61 275	61 275	74 815	79 229	83 669
NDELA SECONDARY SCHOOL	80016469	Secondary	GERT SIBANDE	70	9	1	2680	1 634 957	1 634 957	1 634 957	1 612 227	1 707 348	1 802 655
NEDERLAND COMBINED SCHOOL	80016966	Combined	GERT SIBANDE	10	2	1	142	93 495	93 495	93 495	101 378	107 390	113 372
BERGPLAAS PRIMARY SCHOOL	80009966	Primary	GERT SIBANDE	11	3	1	326	204 613	204 613	204 613	219 816	232 780	245 821
KHULA PRIMARY SCHOOL	80003765	Combined	GERT SIBANDE	7	2	1	247	157 239	157 239	157 239	190 626	179 385	193 560
IBUKUBO SECONDARY SCHOOL	80003609	Secondary	GERT SIBANDE	43	9	1	1207	740 310	740 310	740 310	759 811	832 734	847 587
EDAWONYE PRIMARY SCHOOL	80016337	Combined	GERT SIBANDE	26	5	1	1231	754 885	754 885	754 885	785 671	842 622	886 609
ZINDLENGSPRUIT COMBINED SCHOOL	80002668	Combined	GERT SIBANDE	36	8	1	1160	711 762	711 762	711 762	812 278	860 259	908 373
UMHONDA PRIMARY SCHOOL	80002258	Primary	GERT SIBANDE	5	0	1	63	45 484	45 484	45 484	59 872	63 404	66 855
SELFKOHL PRIMARY SCHOOL	80002410	Primary	GERT SIBANDE	6	2	1	164	102 428	102 428	102 428	113 952	120 252	125 389
MAMABISA PRIMARY SCHOOL	80001861	Primary	GERT SIBANDE	2	0	1	50	37 588	37 588	37 588	54 337	57 540	60 750
KUKULULE PRIMARY SCHOOL	80006487	Primary	GERT SIBANDE	5	1	1	194	126 049	126 049	126 049	145 100	153 661	162 225
MSPHAI PRIMARY SCHOOL	80010430	Primary	GERT SIBANDE	14	3	1	524	325 478	325 478	325 478	245 954	258 830	274 309
CHUBENKWI PRIMARY SCHOOL	80001811	Primary	GERT SIBANDE	40	8	1	1163	713 588	713 588	713 588	729 026	778 957	814 131
UKONYANI PRIMARY SCHOOL	80002316	Primary	GERT SIBANDE	2	0	1	51	38 199	38 199	38 199	49 675	52 677	55 680
ZWELILE PRIMARY SCHOOL	80003470	Primary	GERT SIBANDE	7	2	1	138	91 036	91 036	91 036	102 485	106 532	114 010
PIET RETEF COMBINED SCHOOL	80001823	Combined	GERT SIBANDE	32	6	1	856	587 859	587 859	587 859	681 145	727 687	769 437
KWASHUKU SECONDARY SCHOOL	80008619	Secondary	GERT SIBANDE	16	4	1	726	448 160	448 160	448 160	467 526	495 110	522 639
EKUPHLEN PRIMARY SCHOOL	80002285	Combined	GERT SIBANDE	19	3	1	378	238 803	238 803	238 803	249 195	263 887	278 055
INZAMUYETHU PRIMARY SCHOOL	80002963	Primary	GERT SIBANDE	38	8	1	1268	777 367	777 367	777 367	844 431	1 026 152	1 065 161
WEEDER PRIMARY SCHOOL	80002562	Primary	GERT SIBANDE	9	2	1	252	166 276	166 276	166 276	185 100	193 961	202 826
MTSHALE PRIMARY SCHOOL	80001745	Combined	GERT SIBANDE	11	3	1	361	226 478	226 478	226 478	250 461	259 238	268 307
USHABA PRIMARY SCHOOL	80001030	Primary	GERT SIBANDE	7	2	1	235	134 180	134 180	134 180	148 421	153 178	158 555
GERBYE PRIMARY SCHOOL	80002946	Primary	GERT SIBANDE	10	2	1	240	152 988	152 988	152 988	171 198	180 642	189 220
KLEINWYDSTADT PRIMARY SCHOOL	80002011	Primary	GERT SIBANDE	11	3	1	376	213 116	213 116	213 116	241 822	258 772	270 659
NETTERAU PRIMARY SCHOOL	80002939	Primary	GERT SIBANDE	8	2	1	144	84 681	84 681	84 681	119 443	126 700	132 787
QUBUSANI PRIMARY SCHOOL	80002281	Primary	GERT SIBANDE	3	0	1	78	54 546	54 546	54 546	65 407	68 268	71 145
SIBAHLE PRIMARY SCHOOL	80003469	Primary	GERT SIBANDE	11	3	1	343	215 540	215 540	215 540	218 536	231 433	244 380
KEMP SEMING COMBINED SCHOOL	80007476	Combined	GERT SIBANDE	27	5	1	810	499 185	499 185	499 185	484 941	520 507	552 823
UMHLE BULEL SECONDARY SCHOOL	80005812	Secondary	GERT SIBANDE	28	5	1	1161	706 266	706 266	706 266	674 977	714 195	754 153
MOOLMAN PRIMARY SCHOOL	80001546	Combined	GERT SIBANDE	12	3	1	374	234 374	234 374	234 374	247 637	252 534	277 235
MOORELLE PRIMARY SCHOOL	80001710	Primary	GERT SIBANDE	36	8	1	1426	876 143	876 143	876 143	955 713	1 023 816	1 081 150
AMADELO ALUKAZA SECONDARY SCHOOL	80003045	Secondary	GERT SIBANDE	55	9	1	1522	931 628	931 628	931 628	992 675	1 047 712	1 097 316
MADOLA PRIMARY SCHOOL	80001136	Primary	GERT SIBANDE	10	2	1	312	198 718	198 718	198 718	212 165	224 672	237 254
KWAMATSHANILE PRIMARY SCHOOL	80002874	Primary	GERT SIBANDE	11	3	1	342	214 637	214 637	214 637	229 438	240 223	250 675
OLDECHUTSPRUIT PRIMARY SCHOOL	80017830	Primary	GERT SIBANDE	2	0	1	46	36 185	36 185	36 185	45 231	48 294	51 357
ZINETHLENI SECONDARY SCHOOL	80002852	Secondary	GERT SIBANDE	17	4	1	591	244 703	244 703	244 703	264 291	289 294	284 374
ERUKWU PRIMARY SCHOOL	80002965	Primary	GERT SIBANDE	2	0	1	38	33 972	33 972	33 972	40 552	43 386	46 220
EMTHILE PRIMARY SCHOOL	80002687	Primary	GERT SIBANDE	1	0	1	20	32 412	32 412	32 412	39 253	42 108	44 963
GODGENGOM PRIMARY SCHOOL	80004705	Primary	GERT SIBANDE	4	1	1	25	31 540	31 540	31 540	38 465	41 390	44 315
QOHLUWAZI SECONDARY SCHOOL	80018882	Secondary	GERT SIBANDE	10	2	1	247	167 230	167 230	167 230	185 540	175 316	185 134
TSOWANES NEXT PRIMARY SCHOOL	80002756	Combined	GERT SIBANDE	6	2	1	150	123 836	123 836	123 836	135 630	143 698	151 740
BONGAMVENI PRIMARY SCHOOL	80001254	Combined	GERT SIBANDE	2	0	1	27	31 892	31 892	31 892	38 513	40 437	42 361
MUSEBEYELAND SECONDARY SCHOOL	80006167	Combined	GERT SIBANDE	10	2	1	188	122 013	122 013	122 013	130 800	144 971	152 844
SHUKUVA PRIMARY SCHOOL	80002064	Combined	GERT SIBANDE	20	4	1	694	428 730	428 730	428 730	461 781	489 006	516 411
ISIVALI PRIMARY SCHOOL	80002973	Combined	GERT SIBANDE	5	1	1	138	91 036	91 036	91 036	99 196	105 017	110 838
PRUZAMHDI PRIMARY SCHOOL	80018481	Primary	GERT SIBANDE	4	1	1	102	69 172	69 172	69 172	93 854	98 225	103 614
EARLY BIRD PRIMARY SCHOOL	80003950	Combined	GERT SIBANDE	6	2	1	128	84 503	84 503	84 503	113 555	120 252	128 089
ULULABA PRIMARY SCHOOL	80002421	Primary	GERT SIBANDE	4	1	1	161	106 006	106 006	106 006	130 028	138 270	146 070
VLAKKUSEN PRIMARY SCHOOL	80002428	Combined	GERT SIBANDE	6	2	1	190	122 619	122 619	122 619	124 623	131 918	139 567
SKOONSTERS PRIMARY SCHOOL	80001973	Combined	GERT SIBANDE	5	1	1	162	105 619	105 619	105 619	120 745	127 879	135 004
UMALALA PRIMARY SCHOOL	80001581	Primary	GERT SIBANDE	4	1	1	107	72 328	72 328	72 328	87 870	92 692	97 515
FUDOHABEKA PRIMARY SCHOOL	80004268	Primary	GERT SIBANDE	2	0	1	100	122 619	122 619	122 619	147 214	154 458	161 702
REDBELL PRIMARY SCHOOL	80001905	Combined	GERT SIBANDE	7	2	1	190	122 619	122 619	122 619	125 177	132 562	139 385
ISIMVO PRIMARY SCHOOL	80016087	Combined	GERT SIBANDE	6	2	1	164	106 228	106 228	106 228	119 011	119 388	123 569
HOLMSEAN SECONDARY SCHOOL	80005827	Secondary	GERT SIBANDE	15	3	1	550	341 289	341 289	341 289	333 457	353 131	372 308
ULWAZI PRIMARY SCHOOL	80002416	Primary	GERT SIBANDE	12	3	1	430	269 601	269 601	269 601	269 678	284 845	300 770
GROOTDRANDHUIJ PRIMARY SCHOOL	80004588	Primary	GERT SIBANDE	5	1	1	96	67 340	67 340	67 340	89 590	92 122	97 281
INTATHILI PRIMARY SCHOOL	80003659	Primary	GERT SIBANDE	2	0	1	36	32 412	32 412	32 412	39 253	42 108	44 963
RETSBIELE PRIMARY SCHOOL	80001904	Primary	GERT SIBANDE	13	3	1	396	241 652	241 652	241 652	266 422	282 141	297 341
MYANDENI PRIMARY SCHOOL	80001723	Primary	GERT SIBANDE	17	4	1	645	368 570	368 570	368 570	400 254	436 311	467 114
INDOLANGA PRIMARY SCHOOL	80001048	Primary	GERT SIBANDE	22	4	1	816	502 829	502 829	502 829	516 695	547 185	577 810
IBURIBI PRIMARY SCHOOL	80004528	Primary	GERT SIBANDE	2	0	1	26	31 719	31 719	31 719	38 465	41 390	44 315
KHULA SAKHLE SECONDARY SCHOOL	80007773	Secondary	GERT SIBANDE	24	5	1	788	455 455	455 455	455 455	463 628	499 201	530 644
SPISOGETHUPH PRIMARY SCHOOL	80003070	Primary	GERT SIBANDE	34	6	1	1147	703 695	703 695	703 695	773 538	818 994	864 822
QULUVA PRIMARY SCHOOL	80004866	Primary	GERT SIBANDE	2	0	1	24	31 372	31 372	31 372	38 465	41 390	44 315
UMTHOKOZA PRIMARY SCHOOL	80002410	Combined	GERT SIBANDE	4	1	1	49	26 111	26 111	26 111	31 498	34 506	37 514
COTHOZA PRIMARY SCHOOL	80003281	Combined	GERT SIBANDE	3	0	1	63	45 484	45 484	45 484	54 337	57 540	60 750
JANDRELLI SECONDARY SCHOOL	80003069	Secondary	GERT SIBANDE	31	6	1	536	575 106	575 106	575 106	607 415	639 420	671 425
HLUBISA PRIMARY SCHOOL	80003405	Primary	GERT SIBANDE	23	4	1	847	521 657	521 657	521 657	564 657	597 676	631 367
CATHUZA PRIMARY SCHOOL	80001892	Primary	GERT SIBANDE	1	0	1	21	36 892	36 892	36 892	45 484	48 492	51 500
ENONI PRIMARY SCHOOL	80003805	Primary	GERT SIBANDE	5	0	1	96	65 526	65 526	65 526	89 757	95 393	101 378
GUMHANA PRIMARY SCHOOL	80004887	Primary	GERT SIBANDE	3	0	1	64	40 018	40 018	40 018	57 106	60 475	63 842
THIBELHLE PRIMARY SCHOOL	80000130	Combined	GERT SIBANDE	45	9	1	1478	904 903	904 903	904 903	1 015 296	1 075 198	1 135 409
HELIHIFUDO SECONDARY SCHOOL	80003485	Secondary	GERT SIBANDE	43	9	1	1223	750 026	750 026	750 026	745 879	786 650	824 120
BARSEBELAN PRIMARY SCHOOL	80003054	Primary	GERT SIBANDE	2	0	1	36	32 412	32 412	32 412	39 253	42 108	44 963
ISULUHLE PRIMARY SCHOOL	80003671	Primary	GERT SIBANDE	7	2	1	254	161 490	161 490	161 490	190 445	201 385	212 379
ELANGWALE SECONDARY SCHOOL	80003304	Secondary	GERT SIBANDE	36	8	1	966	593 033	593 033	593 033	630 923	670 963	708 780
INQABA PRIMARY SCHOOL	80003648	Primary	GERT SIBANDE	5	0	1	177	91 168	91 168	91 168	109 676	113 772	117 868
HLUBISA PRIMARY SCHOOL	80003650	Primary	GERT SIBANDE	5	1	1	172	111 887	111 887	111 887	139 676	143 772	147 868
THAMENFALO SECONDARY SCHOOL	80002854	Secondary	GERT SIBANDE	3	0	1	55	45 484	45 484	45 484	54 337	57 540	60 750
SAIKOZHO PRIMARY SCHOOL	80019877	Primary	GERT SIBANDE	8	2	1							

School Name	Enin Number	Phase	District	Educators	Non Educators	Quintiles	Leavers	Main Appropriation 2016/17	Adjusted Appropriation	Revised Estimate	2017/18	2018/19	2019/20
INTHLEAZA PRIMARY SCHOOL	20013105	Primary	GERT SIBANDE	1	0			33 450	33 450	33 450	33 450	53 420	53 420
SPOROKULE SECONDARY SCHOOL	20034595	Secondary	GERT SIBANDE	18	4	1	562	342 486	342 486	342 486	342 486	423 444	447 157
INTUTHABA SECONDARY SCHOOL	20016238	Secondary	GERT SIBANDE	16	4	1	1568	598 352	598 352	598 352	598 352	1 057 621	1 116 848
ISIKAZIWE PRIMARY SCHOOL	20009668	Primary	GERT SIBANDE	15	3	1	524	325 479	325 479	325 479	325 479	351 779	371 473
BETHANOKA PRIMARY SCHOOL	20000084	Primary	GERT SIBANDE	7	2	1	242	154 202	154 202	154 202	154 202	179 963	183 708
SINETHENBA SECONDARY SCHOOL	20021235	Secondary	GERT SIBANDE	10	2	1	214	137 195	137 195	137 195	137 195	179 373	189 418
BHENTHENBA PRIMARY SCHOOL	20035339	Primary	GERT SIBANDE	4	1	1	96	96 741	96 741	96 741	96 741	95 389	99 554
IMASALO SCHOOL	20030002	Combined	GERT SIBANDE	31	6	1	1648	644 345	644 345	644 345	644 178	676 063	717 022
HEVSHOPE PRIMARY SCHOOL	20035290	Primary	GERT SIBANDE	3	0	1	62	44 877	44 877	44 877			
BEVUZELA PRIMARY SCHOOL	20030085	Primary	GERT SIBANDE	2	0	1	35	33 278	33 278	33 278	51 358	54 359	57 445
IMABOLA PRIMARY SCHOOL	20011133	Primary	GERT SIBANDE	4	1	1	93	63 705	63 705	63 705	81 455	86 261	91 092
UTAMA SECONDARY SCHOOL	20022929	Secondary	GERT SIBANDE	36	8	1	858	528 538	528 538	528 538	543 495	575 565	607 755
ETSENE PRIMARY SCHOOL	20032610	Primary	GERT SIBANDE	8	2	1	274	173 537	173 537	173 537	154 271	173 565	183 125
HAIBABA PRIMARY SCHOOL	20032211	Primary	GERT SIBANDE	24	5	1	637	576 321	576 321	576 321	616 620	651 265	687 720
BOTLENS SECONDARY SCHOOL	20020106	Secondary	IKHAGALA	44	9	1	1370	829 300	829 300	829 300	844 178	884 055	944 003
BIZANI PRIMARY SCHOOL	20020074	Primary	IKHAGALA	19	3	1	457	260 858	260 858	260 858	287 489	304 451	321 503
SZOFULDA PRIMARY SCHOOL	20021174	Primary	IKHAGALA	5	1	1	253	180 883	180 883	180 883	156 722	155 589	175 263
SZUZULE PRIMARY SCHOOL	20022150	Primary	IKHAGALA	37	8	1	1179	723 303	723 303	723 303	759 287	804 080	849 114
UDUNSEDI PRIMARY SCHOOL	20015912	Primary	IKHAGALA	45	9	1	1532	837 702	837 702	837 702	1 001 251	1 030 326	1 119 703
FUDISISA PRIMARY SCHOOL	20004105	Combined	IKHAGALA	7	2	1	311	196 110	196 110	196 110	210 241	222 645	235 113
SWARTKOP COMBINED SCHOOL	20022516	Combined	IKHAGALA	25	5	1	1144	702 044	702 044	702 044	710 544	754 050	798 282
MAFATKALU COMBINED SECONDARY SCHOOL	20025367	Secondary	IKHAGALA	45	9	1	924	598 425	598 425	598 425	610 530	734 448	776 577
VEZUJUNDO PRIMARY SCHOOL	20025303	Primary	IKHAGALA	24	5	1	970	596 953	596 953	596 953	599 741	652 830	1 003 184
OTKANDWENI PRIMARY SCHOOL	20017522	Primary	IKHAGALA	15	4	1	451	281 142	281 142	281 142	316 621	324 362	
ARBOR PRIMARY SCHOOL	20020307	Primary	IKHAGALA	8	2	1	314	197 932	197 932	197 932	231 256	244 555	253 672
OLAZWENI PRIMARY SCHOOL	20010960	Primary	IKHAGALA	3	0	1	76	53 380	53 380	53 380	62 339	66 325	70 625
SUNORA SECONDARY SCHOOL	20020512	Secondary	IKHAGALA	29	5	1	758	498 388	498 388	498 388	451 632	478 297	504 387
OKWELA PRIMARY SCHOOL	20010116	Primary	IKHAGALA	3	0	1	82	57 831	57 831	57 831	72 020	75 884	81 103
CEZAPAZI PRIMARY SCHOOL	20022841	Primary	IKHAGALA	21	4	1	758	497 603	497 603	497 603	529 087	539 082	559 249
PHAMPANINI SECONDARY SCHOOL	20018192	Secondary	IKHAGALA	43	9	1	1475	925 512	925 512	925 512	924 480	952 226	1 011 585
MAHAYELA PRIMARY SCHOOL	20012985	Primary	IKHAGALA	3	0	1	74	52 165	52 165	52 165	65 531	68 853	73 765
IKHAGALA PRIMARY SCHOOL	20020791	Primary	IKHAGALA	25	5	1	911	590 528	590 528	590 528	620 856	662 782	699 853
RETOLU PRIMARY SCHOOL	20019414	Primary	IKHAGALA	8	2	1	180	122 619	122 619	122 619	135 452	143 085	
ITRELENG PRIMARY SCHOOL	20020639	Primary	IKHAGALA	18	4	1	603	373 451	373 451	373 451	397 266	357 189	377 188
IKHAYETHU PRIMARY SCHOOL	20020765	Combined	IKHAGALA	12	3	1	344	216 154	216 154	216 154	152 420	152 453	171 595
MOKEBE PRIMARY SCHOOL	20015208	Primary	IKHAGALA	6	2	1	230	159 426	159 426	159 426	201 641	213 855	225 822
MOGALUTWA PRIMARY SCHOOL	20014378	Primary	IKHAGALA	3	0	1	112	75 245	75 245	75 245	645 610	683 063	721 318
UPHAKELI SECONDARY SCHOOL	20025499	Secondary	IKHAGALA	10	2	1	191	123 227	123 227	123 227	132 371	146 181	148 691
MBALENHE PRIMARY SCHOOL	20020545	Primary	IKHAGALA	5	1	1	106	73 424	73 424	73 424	86 436	91 535	95 562
SIBONIDAWO PRIMARY SCHOOL	20020735	Primary	IKHAGALA	3	0	1	87	47 813	47 813	47 813	63 746	67 567	71 280
SHIMULUVALE PRIMARY SCHOOL	20022263	Primary	IKHAGALA	6	2	1	228	144 485	144 485	144 485	163 635	173 289	182 355
IKHAKALA PRIMARY SCHOOL	20020976	Primary	IKHAGALA	16	4	1	692	427 516	427 516	427 516	450 871	485 525	514 324
SEBONIDAWO SECONDARY SCHOOL	20020993	Secondary	IKHAGALA	38	8	1	1230	754 278	754 278	754 278	827 819	897 266	959 563
IBILO PRIMARY SCHOOL	20020023	Primary	IKHAGALA	7	2	1	159	98 534	98 534	98 534	117 429	124 367	131 321
OLUGA PRIMARY SCHOOL	20020980	Primary	IKHAGALA	14	3	1	426	265 566	265 566	265 566	224 265	231 518	250 810
LAJIGA SECONDARY SCHOOL	20020610	Secondary	IKHAGALA	20	4	1	597	369 616	369 616	369 616	343 670	353 947	384 328
BYNGHATHELA PRIMARY SCHOOL	20020189	Primary	IKHAGALA	20	5	1	637	556 096	556 096	556 096	563 212	630 320	665 628
SOKLHIGO PRIMARY SCHOOL	20022061	Primary	IKHAGALA	27	5	1	859	526 948	526 948	526 948	551 737	584 353	617 077
VERENA PRIMARY SCHOOL	20024588	Primary	IKHAGALA	20	4	1	624	388 215	388 215	388 215	415 813	440 340	465 055
UNLUTSWA PRIMARY SCHOOL	20020583	Primary	IKHAGALA	18	4	1	591	366 172	366 172	366 172	389 638	412 927	435 734
UBEDUWHA SECONDARY SCHOOL	20013856	Secondary	IKHAGALA	10	2	1	103	69 779	69 779	69 779	83 820	83 265	85 623
TRUBELILE PRIMARY SCHOOL	20022306	Primary	IKHAGALA	11	3	1	365	221 620	221 620	221 620	233 692	247 960	261 525
SZAVELE PRIMARY SCHOOL	20021359	Primary	IKHAGALA	13	3	1	458	285 956	285 956	285 956	325 158	344 342	363 623
SZIMULUVALE PRIMARY SCHOOL	20021246	Primary	IKHAGALA	15	3	1	520	323 000	323 000	323 000	337 624	350 862	371 962
SHADWONKE PRIMARY SCHOOL	20021712	Intermediate	IKHAGALA	10	2	1	337	159 862	159 862	159 862	174 486	184 763	195 391
SHALENKE SECONDARY SCHOOL	20021326	Secondary	IKHAGALA	18	4	1	482	285 527	285 527	285 527	301 561	327 473	344 524
ISIKHAKALA SECONDARY SCHOOL	20024118	Secondary	IKHAGALA	13	3	1	474	295 111	295 111	295 111	328 626	348 379	369 320
SZOLANI PRIMARY SCHOOL	20022228	Combined	IKHAGALA	5	2	1	231	147 522	147 522	147 522	151 710	171 261	183 861
BLYNIBETLA PRIMARY SCHOOL	20020122	Primary	IKHAGALA	8	2	1	148	95 866	95 866	95 866	108 220	114 353	120 703
UCHEPHILI SECONDARY SCHOOL	20024196	Secondary	IKHAGALA	10	2	1	294	185 784	185 784	185 784	140 673	148 973	152 313
UBOKHO PRIMARY SCHOOL	20021033	Primary	IKHAGALA	12	3	1	415	259 275	259 275	259 275	271 528	287 549	303 562
UBAKENI SECONDARY SCHOOL	20021034	Intermediate	IKHAGALA	10	2	1	258	162 705	162 705	162 705	152 264	161 279	170 311
IASANA PRIMARY SCHOOL	20021253	Primary	IKHAGALA	14	3	1	507	315 153	315 153	315 153	337 286	357 149	377 145
SEKHATE COMBINED SCHOOL	20020289	Intermediate	IKHAGALA	10	2	1	256	152 705	152 705	152 705	165 158	175 963	185 849
BARUTHEU SECONDARY SCHOOL	20020043	Combined	IKHAGALA	17	4	1	411	256 847	256 847	256 847	242 738	257 124	271 523
SZGIZWE PRIMARY SCHOOL	20021758	Primary	IKHAGALA	9	2	1	315	200 969	200 969	200 969	210 876	223 321	236 827
MAHNGOKHE PRIMARY SCHOOL	20022574	Primary	IKHAGALA	6	2	1	250	150 061	150 061	150 061	134 554	142 524	150 555
RAHANTSHO PRIMARY SCHOOL	20011902	Primary	IKHAGALA	5	1	1	148	97 718	97 718	97 718	111 341	117 910	124 515
SZOLUWE SECONDARY SCHOOL	20020449	Secondary	IKHAGALA	10	2	1	222	142 054	142 054	142 054	160 449	169 929	179 428
SEBUNKE SECONDARY SCHOOL	20020262	Secondary	IKHAGALA	18	4	1	440	265 198	265 198	265 198	285 829	307 473	324 524
ITSEKING PRIMARY SCHOOL	20020204	Intermediate	IKHAGALA	11	3	1	238	188 213	188 213	188 213	175 759	186 154	196 559
LEHABILE SECONDARY SCHOOL	20021034	Primary	IKHAGALA	19	4	1	430	270 208	270 208	270 208	261 151	277 485	292 941
SZOLUWE PRIMARY SCHOOL	20020710	Primary	IKHAGALA	5	1	1	163	106 215	106 215	106 215	127 467	133 828	140 181
BADUKHO PRIMARY SCHOOL	20018960	Primary	IKHAGALA	3	0	1	52	57 024	57 024	57 024	79 243	83 918	88 517
BAKABE PRIMARY SCHOOL	20021900	Primary	IKHAGALA	10	2	1	352	227 066	227 066	227 066	255 752	274 029	289 375
LEFISO PRIMARY SCHOOL	20020899	Primary	IKHAGALA	10	2	1	279	176 675	176 675	176 675	154 516	169 418	177 577
DALATSE SECONDARY SCHOOL	20021038	Secondary	IKHAGALA	11	3	1	206	134 160	134 160	134 160	140 873	148 973	157 315
CHIGABO PRIMARY SCHOOL	20022555	Intermediate	IKHAGALA	10	2	1	305	193 075	193 075	193 075	165 826	176 969	185 562
OTLHOKWE PRIMARY SCHOOL	20020709	Primary	IKHAGALA	16	3	1	496	310 294	310 294	310 294	347 520	368 065	385 613
STHEUNISWE SECONDARY SCHOOL	20021389	Secondary	IKHAGALA	16	3	1	443	275 282	275 282	275 282	292 691	307 831	325 079
EVERGREEN PRIMARY SCHOOL	20020489	Primary	IKHAGALA	4	1	1	120	80 104	80 104	80 104			
BLURFAL PRIMARY SCHOOL	20021156	Primary	IKHAGALA	6	2	1	223	142 662	142 662	142 662	144 586	153 074	161 645
IMBABABA PRIMARY SCHOOL	20020613	Combined	IKHAGALA	6	2	1	113	75 853	75 853	75 853			
IBABABA SECONDARY SCHOOL	20020365	Secondary	IKHAGALA	23	4	1	608	411 724	411 724	411 724	405 611	438 982	460 585
IBALUTU PRIMARY SCHOOL	20024123	Primary	IKHAGALA	24	5	1	716	442 056	442 056	442 056	452 286	475 595	503 569
IBHIS PRIMARY SCHOOL	20020918	Primary	IKHAGALA	11	3	1	320	189 425	189 425	189 425	189 425	236 323	251 543

School Name	Enis Number	Phase	District	Educators	Non Educators	Quintiles	Leaners	Main Appropriation 2016/17	Adjusted Appropriation	Revised Estimates	2017/18	2018/19	2019/20
PURUTSHA SECONDARY SCHOOL	80010770	Secondary	IKANGALA	11	3	1	253	227 594	227 594	227 594	227 594	245 354	256 530
RAMAFI PRIMARY SCHOOL	80010810	Primary	IKANGALA	4	1	1	123	81 525	81 525	81 525	81 525	102 485	108 532
LITHO SECONDARY SCHOOL	80010825	Secondary	IKANGALA	13	3	1	387	242 270	242 270	242 270	242 270	270 861	286 574
KAGISO PRIMARY SCHOOL	80007278	Primary	IKANGALA	9	2	1	284	167 553	167 553	167 553	178 318	198 538	199 414
KATABANE PRIMARY SCHOOL	80007419	Primary	IKANGALA	8	2	1	254	161 450	161 450	161 450	201 351	213 178	225 116
SEABE SECONDARY SCHOOL	80002016	Secondary	IKANGALA	11	9	1	448	275 320	275 320	275 320	324 518	343 695	362 610
KOGOPHLE PRIMARY SCHOOL	80007834	Primary	IKANGALA	8	2	1	257	163 311	163 311	163 311	164 274	173 956	183 703
KHOBONWANE PRIMARY SCHOOL	80007850	Primary	IKANGALA	14	3	1	436	271 423	271 423	271 423	289 336	284 168	320 081
THEXISO PRIMARY SCHOOL	80003077	Primary	IKANGALA	9	2	1	281	177 888	177 888	177 888	185 341	186 275	207 267
BITHOLO PRIMARY SCHOOL	80003263	Intermediate	IKANGALA	10	2	1	257	160 396	160 396	160 396	181 511	192 220	202 884
MALGOTIE PRIMARY SCHOOL	80001238	Primary	IKANGALA	18	4	1	645	380 578	380 578	380 578	475 280	506 604	534 974
KADIBANE PRIMARY SCHOOL	80010170	Primary	IKANGALA	4	1	1	122	81 518	81 518	81 518	91 671	97 387	102 851
GRONTEL PRIMARY SCHOOL	80002045	Intermediate	IKANGALA	17	4	1	514	319 405	319 405	319 405	314 842	338 624	352 201
BAWAI COBBED SCHOOL	80010885	Secondary	IKANGALA	16	3	1	385	247 128	247 128	247 128	228 115	241 571	255 102
THUFAIE SECONDARY SCHOOL	80002325	Secondary	IKANGALA	13	3	1	312	196 718	196 718	196 718	207 690	219 935	232 285
THESSABA PRIMARY SCHOOL	80002311	Primary	IKANGALA	13	3	1	434	270 817	270 817	270 817	273 444	289 577	305 703
THABANG PRIMARY SCHOOL	80002085	Combined	IKANGALA	15	3	1	402	251 378	251 378	251 378	265 559	279 648	285 804
THLASZWELOWE PRIMARY SCHOOL	80002374	Primary	IKANGALA	14	3	1	473	294 503	294 503	294 503	301 838	318 309	337 208
THABANA PRIMARY SCHOOL	80002250	Secondary	IKANGALA	10	2	1	175	113 509	113 509	113 509	116 876	123 772	130 701
VELANBEWI PRIMARY SCHOOL	80004570	Primary	IKANGALA	7	2	1	214	137 156	137 156	137 156	146 526	156 595	167 218
DUDUZLE SECONDARY SCHOOL	80002673	Secondary	IKANGALA	12	3	1	354	222 228	222 228	222 228	231 054	251 346	265 088
KABENZWA PRIMARY SCHOOL	80007229	Primary	IKANGALA	13	3	1	184	685 602	685 602	685 602	705 830	743 645	770 570
EDWENLETHU PRIMARY SCHOOL	80005468	Primary	IKANGALA	11	9	1	410	256 240	256 240	256 240	274 721	298 690	307 222
MAKASHI SECONDARY SCHOOL	80010472	Secondary	IKANGALA	14	3	1	473	294 503	294 503	294 503	331 452	353 131	372 003
RAKOGSILETSE PRIMARY SCHOOL	80010803	Primary	IKANGALA	13	3	1	356	240 736	240 736	240 736	275 952	292 282	305 950
KROSPHLE PRIMARY SCHOOL	80010765	Primary	IKANGALA	20	4	1	657	406 257	406 257	406 257	444 542	479 770	497 138
SITHABE PRIMARY SCHOOL	80001063	Primary	IKANGALA	14	3	1	454	289 037	289 037	289 037	319 475	329 791	347 203
SOTHEBISA PRIMARY SCHOOL	80002334	Intermediate	IKANGALA	13	3	1	380	238 018	238 018	238 018	249 623	261 556	278 202
SPATHOKZA SECONDARY SCHOOL	80002184	Secondary	IKANGALA	10	2	1	266	152 338	152 338	152 338	161 741	169 694	189 650
KWANDZEBE SCIENCE COMBINED SCHOOL	80008771	Combined	IKANGALA	34	6	1	1830	632 604	632 604	632 604	623 930	659 276	687 042
SOETHEBIE SECONDARY SCHOOL	80002210	Secondary	IKANGALA	16	3	1	426	265 556	265 556	265 556	300 252	317 373	335 776
MAKHOSHA SECONDARY SCHOOL	80010850	Combined	IKANGALA	25	5	1	674	416 503	416 503	416 503	452 206	479 880	505 703
MADIGA SECONDARY SCHOOL	80010863	Secondary	IKANGALA	10	2	1	218	134 768	134 768	134 768	139 012	147 214	155 458
BAWOKHLE PRIMARY SCHOOL	80000768	Primary	IKANGALA	10	2	1	345	216 700	216 700	216 700	238 331	252 393	269 527
ZAMUTUTHU PRIMARY SCHOOL	80002805	Primary	IKANGALA	15	3	1	452	306 043	306 043	306 043	321 327	340 250	359 811
KHILIFUDE PRIMARY SCHOOL	80007875	Primary	IKANGALA	13	3	1	414	258 659	258 659	258 659	302 173	320 201	337 321
BEHZANGA PRIMARY SCHOOL	80000835	Primary	IKANGALA	6	2	1	123	81 525	81 525	81 525	90 366	102 385	107 802
NGAZANE PRIMARY SCHOOL	80010717	Intermediate	IKANGALA	8	2	1	240	152 888	152 888	152 888	152 246	161 275	170 311
SITHOBELA IE PRIMARY SCHOOL	80002134	Intermediate	IKANGALA	5	1	1	144	94 681	94 681	94 681	105 253	111 453	117 655
SIKHLISWE PRIMARY SCHOOL	80002155	Intermediate	IKANGALA	24	5	1	746	462 313	462 313	462 313	460 533	487 573	514 983
SIKHELELE SECONDARY SCHOOL	80010863	Secondary	IKANGALA	14	3	1	418	382 571	382 571	382 571	392 838	418 907	438 503
NUMAMEBISA SECONDARY SCHOOL	80002284	Secondary	IKANGALA	13	3	1	312	196 718	196 718	196 718	221 731	234 512	247 205
ENUBALELE PRIMARY SCHOOL	80003028	Primary	IKANGALA	12	3	1	420	255 186	255 186	255 186	241 807	259 234	277 245
BULEBESWE SECONDARY SCHOOL	80001719	Secondary	IKANGALA	11	3	1	340	219 190	219 190	219 190	240 246	254 421	269 688
GUZULETHU PRIMARY SCHOOL	80004579	Primary	IKANGALA	8	2	1	246	156 630	156 630	156 630	165 341	184 276	202 207
SAXHLE PRIMARY SCHOOL	80010711	Primary	IKANGALA	13	3	1	354	246 448	246 448	246 448	241 822	258 772	270 050
LAERKOOLO KLIPFRUIT	80009305	Secondary	IKANGALA	16	3	1	436	272 030	272 030	272 030	318 134	336 304	355 771
PHAKAM PRIMARY SCHOOL	80010877	Primary	IKANGALA	4	1	1	106	71 600	71 600	71 600	84 222	89 152	94 182
TONTLEDOS SECONDARY SCHOOL	80002961	Secondary	IKANGALA	12	3	1	307	169 882	169 882	169 882	178 558	189 517	203 120
ALISA SECONDARY SCHOOL	80000240	Primary	IKANGALA	6	2	1	236	157 000	157 000	157 000	189 810	201 009	212 205
SIZAH PRIMARY SCHOOL	80002181	Primary	IKANGALA	28	6	1	878	540 486	540 486	540 486	585 181	591 114	624 218
HLAKWANE SECONDARY SCHOOL	80003030	Secondary	IKANGALA	12	3	1	450	306 650	306 650	306 650	314 303	332 547	351 480
RAKACIE PRIMARY SCHOOL	80010876	Primary	IKANGALA	8	2	1	227	146 032	146 032	146 032	148 074	155 763	165 953
FUDUDIPHLE PRIMARY SCHOOL	80003441	Secondary	IKANGALA	16	3	1	302	312 116	312 116	312 116	334 733	354 482	374 330
MOGOGGHEG SECONDARY SCHOOL	80001868	Secondary	IKANGALA	8	2	1	124	82 539	82 539	82 539	105 253	111 453	117 655
LOSWE PRIMARY SCHOOL	80010867	Secondary	IKANGALA	2	1	1	140	82 539	82 539	82 539	105 253	111 453	117 655
MOLEAPLANA SECONDARY SCHOOL	80010552	Secondary	IKANGALA	14	3	1	426	213 116	213 116	213 116	187 470	198 125	208 630
MOERSE SECONDARY SCHOOL	80010495	Secondary	IKANGALA	18	2	1	256	162 776	162 776	162 776	183 427	194 246	205 127
MOHLETSI PRIMARY SCHOOL	80010481	Primary	IKANGALA	10	2	1	312	196 718	196 718	196 718	202 025	211 529	223 388
THELWAZI SECONDARY SCHOOL	80002367	Secondary	IKANGALA	24	5	1	988	362 203	362 203	362 203	389 203	399 215	423 311
MATHEHE PRIMARY SCHOOL	80010519	Primary	IKANGALA	10	2	1	298	188 213	188 213	188 213	214 070	228 709	239 375
BORGLO PRIMARY SCHOOL	80001465	Primary	IKANGALA	4	1	1	142	93 405	93 405	93 405	93 196	105 017	110 808
MANLAMBOL OFU PRIMARY SCHOOL	80006159	Primary	IKANGALA	19	4	2	675	421 670	421 670	421 670	437 145	452 944	468 685
ORHONELAH HIGH SCHOOL	80003516	Secondary	IKANGALA	66	9	2	1536	941 104	941 104	941 104	791 887	838 500	885 570
GLETHORPE PRIMARY SCHOOL	80004622	Combined	IKANGALA	7	2	2	204	131 737	131 737	131 737	144 212	158 551	172 724
MOODES PRIMARY SCHOOL	80001523	Primary	IKANGALA	3	2	1	456	291 658	291 658	291 658	311 835	330 231	348 724
CHEF FUMAKO SECONDARY SCHOOL	80003450	Secondary	IKANGALA	26	5	2	853	533 670	533 670	533 670	567 324	596 205	622 228
KHATYILE PRIMARY SCHOOL	80007841	Primary	IKANGALA	15	3	2	537	334 695	334 695	334 695	332 386	352 009	371 722
ENHUYE PRIMARY SCHOOL	80003154	Primary	IKANGALA	8	2	2	266	166 582	166 582	166 582	187 802	198 832	210 571
OTAU SECONDARY SCHOOL	80000812	Secondary	IKANGALA	2	1	1	140	82 539	82 539	82 539	105 253	111 453	117 655
BOHUTSO PRIMARY 2 SCHOOL	80003520	Primary	IKANGALA	2	1	1	880	544 356	544 356	544 356	542 541	574 551	603 726
ZWIDE PRIMARY SCHOOL	80003577	Primary	IKANGALA	11	3	2	315	199 491	199 491	199 491	225 127	233 008	249 999
GUZUZA SECONDARY SCHOOL	80004181	Secondary	IKANGALA	24	6	2	730	452 798	452 798	452 798	484 691	512 621	541 328
ZWELISHA PRIMARY SCHOOL	80003535	Primary	IKANGALA	31	6	2	1056	653 614	653 614	653 614	684 648	736 644	777 051
NYALURU PRIMARY SCHOOL	80010401	Primary	IKANGALA	25	5	2	826	511 394	511 394	511 394	550 254	582 716	615 391
IMWAYI PRIMARY SCHOOL	80010426	Primary	IKANGALA	15	4	2	734	455 239	455 239	455 239	475 707	533 774	591 383
MULO PRIMARY SCHOOL	80010414	Primary	IKANGALA	17	4	2	553	360 854	360 854	360 854	365 816	387 369	409 003
GUTUJA PRIMARY SCHOOL	80004603	Primary	IKANGALA	15	3	2	633	393 390	393 390	393 390	417 891	442 523	468 304
ZKOOZE SECONDARY SCHOOL	80002913	Secondary	IKANGALA	16	3	2	441	276 388	276 388	276 388	281 054	296 475	311 900
PHAKAM SECONDARY SCHOOL	80010893	Primary	IKANGALA	30	5	2	917	568 536	568 536	568 536	593 746	597 910	620 443
MTHANZA PRIMARY SCHOOL	80010867	Primary	IKANGALA	20	4	2	778	482 036	482 036	482 036	515 551	545 305	573 543
ENKOKHOKHWEII PRIMARY SCHOOL	80003572	Primary	IKANGALA	26	5	2	881	544 556	544 556	544 556	568 248	631 775	635 474
UBUPHOLI PRIMARY SCHOOL	80002484	Primary	IKANGALA	14	3	2	503	314 241	314 241	314 241	331 755	351 328	371 003
OSHEHSHU PRIMARY SCHOOL	80002246	Primary	IKANGALA	16	4	2	638	389 644	389 644	389 644	417 695	442 523	468 304
FUDUDIPHLE SECONDARY SCHOOL	80003246	Secondary	IKANGALA	3	6	2	102	622 454	622 454	622 454	644 672	682 096	720 275
MAHABALA PRIMARY SCHOOL	80010												

School Name	Enin Number	Phase	District	Educators	Non Educators	Guides	Learners	Main Appropriation 2016/17	Adjusted Appropriation	Revised Estimates	2017/18	2018/19	2019/20
TERWANE PRIMARY SCHOOL	800302764	Primary	EHLANZENI	17	4	2	256	294 504	294 504	294 504	416 258	439 501	464 422
JOHANNESBURG PRIMARY SCHOOL	800307112	Primary	EHLANZENI	26	5	2	854	526 094	526 094	526 094	548 599	581 327	613 913
WORTING PRIMARY SCHOOL	800304897	Primary	BOHLABELA	5	1	2	227	145 777	145 777	145 777	157 270	162 183	172 123
MOTHALENG MASHIGO PRIMARY SCHOOL	800306479	Primary	BOHLABELA	7	2	2	220	141 504	141 504	141 504	155 478	164 651	173 671
MOTIASI PRIMARY SCHOOL	800304892	Primary	BOHLABELA	14	3	2	457	286 164	286 164	286 164	320 183	339 079	358 067
MASABA SECONDARY SCHOOL	800304943	Secondary	BOHLABELA	26	5	2	1226	757 378	757 378	757 378	809 882	857 865	905 894
FLAMLAH PRIMARY SCHOOL	800304843	Primary	BOHLABELA	18	2	2	268	170 803	170 803	170 803	185 796	198 410	203 381
MOGOROSH SECONDARY SCHOOL	800305008	Secondary	BOHLABELA	24	5	2	673	418 005	418 005	418 005	434 477	456 217	485 549
MOTSELENG SENIOR PRIMARY SCHOOL	800305009	Primary	BOHLABELA	7	2	2	234	130 045	130 045	130 045	151 575	162 515	168 507
ITSHOENIHE PRIMARY SCHOOL	800305010	Primary	BOHLABELA	8	2	2	273	173 854	173 854	173 854	179 878	187 314	197 874
DARLEY HIGHER PRIMARY SCHOOL	800305012	Primary	BOHLABELA	12	3	2	425	266 532	266 532	266 532	280 156	297 554	314 228
BLATJIE LOWER AND HIGHER PRIMARY SCHOOL	800305013	Primary	BOHLABELA	12	3	2	351	227 558	227 558	227 558	250 217	264 850	287 452
HLALABA KHOSIA PRIMARY SCHOOL	800305037	Primary	BOHLABELA	4	2	2	138	81 453	81 453	81 453	114 482	117 668	124 425
SWARTZ SENIOR SECONDARY SCHOOL	800305017	Secondary	BOHLABELA	38	5	2	1104	651 051	651 051	651 051	681 961	733 172	808 429
KHULONG PRIMARY SCHOOL	800304998	Primary	BOHLABELA	18	2	2	330	238 646	238 646	238 646	255 648	272 075	281 703
TAPALWA SENIOR SECONDARY SCHOOL	800305016	Secondary	BOHLABELA	22	4	2	432	270 905	270 905	270 905	295 610	321 342	333 739
SEL E PRIMARY SCHOOL	800305016	Primary	BOHLABELA	17	4	2	540	338 696	338 696	338 696	371 556	393 523	415 560
MATHSHELA HIGH SCHOOL	800305005	Secondary	BOHLABELA	24	5	2	522	326 876	326 876	326 876	355 736	388 485	431 371
MATHEKANE PRIMARY SCHOOL	800305005	Primary	BOHLABELA	18	4	2	422	389 877	389 877	389 877	426 566	452 552	483 648
MWETSE LOWER AND HIGHER PRIMARY SCHOOL	800304999	Primary	BOHLABELA	18	3	2	571	355 748	355 748	355 748	393 879	417 941	437 122
JAMES KHOSA SENIOR SECONDARY SCHOOL	800304996	Secondary	BOHLABELA	14	3	2	543	338 657	338 657	338 657	373 624	394 467	396 427
HOYOYODI SENIOR SECONDARY SCHOOL	800304995	Secondary	BOHLABELA	16	3	2	410	257 475	257 475	257 475	281 911	301 334	326 446
HOKSA PRIMARY SCHOOL	800304964	Primary	BOHLABELA	11	3	2	354	223 295	223 295	223 295	241 784	256 046	270 383
FLANGALELA PRIMARY SCHOOL	800304962	Primary	BOHLABELA	13	3	2	346	218 412	218 412	218 412	238 531	242 435	255 015
ALEXANDRIA PRIMARY SCHOOL	800304980	Primary	BOHLABELA	13	3	2	436	275 128	275 128	275 128	299 056	325 022	342 071
VALDAMBA LOWER AND HIGHER PRIMARY SCHOOL	800305020	Primary	BOHLABELA	7	2	2	209	134 789	134 789	134 789	145 556	155 253	163 824
MOKASHULE LOWER PRIMARY SCHOOL	800305002	Primary	BOHLABELA	20	4	2	701	435 088	435 088	435 088	462 211	488 488	518 052
QUINNSBORO PRIMARY SCHOOL	800304961	Primary	BOHLABELA	17	4	2	404	257 881	257 881	257 881	277 882	299 488	322 500
MATHSHELA HIGH SCHOOL	800305005	Secondary	BOHLABELA	21	4	2	388	244 048	244 048	244 048	263 251	279 343	297 558
SWITLEDI PRIMARY SCHOOL	800305075	Primary	BOHLABELA	16	3	2	526	330 110	330 110	330 110	358 259	386 082	407 003
SEKAPINDO TASHMIBA SECONDARY SCHOOL	800305076	Secondary	BOHLABELA	12	3	2	371	233 672	233 672	233 672	253 536	278 195	298 767
MATHSHELA LOWER AND HIGHER PRIMARY SCHOOL	800305098	Primary	BOHLABELA	8	2	2	219	140 893	140 893	140 893	153 170	166 520	179 118
NVA-MATHSHELA LOWER PRIMARY SCHOOL	800305072	Primary	BOHLABELA	12	3	2	411	258 087	258 087	258 087	281 422	295 787	312 291
LOGOLANE PRIMARY SCHOOL	800305071	Primary	BOHLABELA	14	3	2	473	295 931	295 931	295 931	326 697	351 028	373 464
KALALELA HIGH SCHOOL	800305058	Secondary	BOHLABELA	15	3	2	291	184 842	184 842	184 842	201 376	218 077	232 523
MZUPHOSI COMBINED SCHOOL	800305073	Combined	BOHLABELA	17	4	2	554	351 475	351 475	351 475	383 670	401 481	413 404
RIDZANI SENIOR SECONDARY SCHOOL	800305073	Secondary	BOHLABELA	17	4	2	508	317 293	317 293	317 293	353 737	385 455	431 371
MULANI HIGHER PRIMARY SCHOOL	800305054	Primary	BOHLABELA	10	2	2	323	204 372	204 372	204 372	218 802	236 882	250 015
MWALING PRIMARY SCHOOL	800305056	Primary	BOHLABELA	15	3	2	352	344 151	344 151	344 151	362 052	373 781	394 719
EMPLELE PRIMARY SCHOOL	800305052	Primary	BOHLABELA	17	4	2	450	281 892	281 892	281 892	301 646	321 646	341 542
MOKASHULE LOWER PRIMARY SCHOOL	800305061	Primary	BOHLABELA	11	3	2	377	237 335	237 335	237 335	258 289	278 914	295 427
MULANI TELA SECONDARY SCHOOL	800305063	Secondary	BOHLABELA	14	3	2	326	248 320	248 320	248 320	270 477	292 857	315 542
L.T. MOKOBEA HIGH SCHOOL	800305062	Secondary	BOHLABELA	21	4	2	516	354 759	354 759	354 759	385 239	406 051	412 882
MALINDEZA HIGHER PRIMARY SCHOOL	800305064	Primary	BOHLABELA	9	2	2	295	187 383	187 383	187 383	212 894	226 475	238 045
BAITOUU PRIMARY SCHOOL	800305060	Primary	BOHLABELA	10	2	2	333	210 477	210 477	210 477	227 447	241 078	254 578
SZO PRIMARY SCHOOL	800305061	Primary	BOHLABELA	5	2	2	278	177 516	177 516	177 516	205 653	217 257	229 428
MARABANE PRIMARY SCHOOL	800305059	Primary	BOHLABELA	28	5	2	1057	658 498	658 498	658 498	688 134	737 265	778 422
SCHILA SECONDARY SCHOOL	800301164	Secondary	BOHLABELA	23	4	2	841	520 551	520 551	520 551	613 674	650 063	686 493
LESODI PRIMARY SCHOOL	800301080	Primary	BOHLABELA	38	5	2	1005	623 009	623 009	623 009	702 556	744 010	795 675
MARFANAN PRIMARY SCHOOL	800301275	Primary	BOHLABELA	13	3	2	546	342 320	342 320	342 320	382 524	406 070	427 778
PHILIPPS KIDDELLS PRIMARY SCHOOL	800301870	Primary	BOHLABELA	15	4	2	603	411 903	411 903	411 903	446 738	473 448	493 644
LYCEUMS PRIMARY SCHOOL	800301764	Primary	BOHLABELA	20	4	2	641	398 474	398 474	398 474	424 536	450 071	475 211
MALIBELA PRIMARY SCHOOL	800303104	Primary	BOHLABELA	25	5	2	750	495 007	495 007	495 007	527 751	558 859	592 127
GLORY HILL PRIMARY SCHOOL	800304754	Primary	BOHLABELA	23	4	2	805	498 577	498 577	498 577	559 652	592 029	626 135
ELONGS SECONDARY SCHOOL	800305057	Secondary	BOHLABELA	17	4	2	558	352 199	352 199	352 199	383 674	401 841	427 884
PHILIPPS WEST PRIMARY SCHOOL	800301847	Primary	BOHLABELA	6	2	2	165	102 468	102 468	102 468	123 153	135 087	148 483
DEUTERIE PRIMARY SCHOOL	800302830	Primary	BOHLABELA	16	3	2	456	295 550	295 550	295 550	320 210	340 161	361 122
KOBENI PRIMARY SCHOOL	800302848	Primary	BOHLABELA	11	3	2	339	247 700	247 700	247 700	277 773	294 123	310 529
L.L. MOGANE PRIMARY SCHOOL	800302855	Primary	BOHLABELA	8	2	2	250	159 815	159 815	159 815	172 279	182 549	192 772
SHWAMENI PRIMARY SCHOOL	800302858	Primary	BOHLABELA	14	3	2	453	308 138	308 138	308 138	339 136	360 912	389 443
MABULELA PRIMARY SCHOOL	800301177	Primary	BOHLABELA	2	0	2	20	31 212	31 212	31 212	34 320	36 941	389 965
MATIBI PRIMARY SCHOOL	800302847	Primary	BOHLABELA	12	3	2	408	256 255	256 255	256 255	283 961	308 981	324 044
LEONARD PRIMARY SCHOOL	800301042	Primary	BOHLABELA	14	3	2	501	313 021	313 021	313 021	347 320	369 541	389 965
KALISHA SECONDARY SCHOOL	800302855	Secondary	BOHLABELA	12	3	2	312	197 656	197 656	197 656	218 731	236 925	252 177
PHILIPPS WEST QTY SECONDARY SCHOOL	800302854	Secondary	BOHLABELA	10	2	2	163	106 713	106 713	106 713	125 596	132 763	140 158
SEKWAH SECONDARY SCHOOL	800302859	Secondary	BOHLABELA	14	3	2	390	245 269	245 269	245 269	270 217	293 802	315 453
MALUME SECONDARY SCHOOL	800302862	Secondary	BOHLABELA	13	3	2	274	174 464	174 464	174 464	197 818	213 314	229 804
SERISHA SECONDARY SCHOOL	800302844	Secondary	BOHLABELA	12	3	2	307	192 362	192 362	192 362	218 829	236 586	254 622
SENBINGI PRIMARY SCHOOL	800305142	Primary	BOHLABELA	13	3	2	441	279 596	279 596	279 596	303 470	321 344	339 382
MARSHI PRIMARY SCHOOL	800301138	Primary	BOHLABELA	13	3	2	402	253 038	253 038	253 038	279 274	295 397	311 483
BOSCHMAN PRIMARY SCHOOL	800301145	Primary	EHLANZENI	18	4	2	597	425 859	425 859	425 859	461 412	492 559	523 669
BITABANHA OFFICE COMBINED SCHOOL	800303014	Combined	EHLANZENI	13	3	2	456	281 892	281 892	281 892	309 622	327 353	345 069
THHEMBELEW PRIMARY SCHOOL	800302968	Primary	EHLANZENI	15	3	2	531	331 532	331 532	331 532	363 251	385 021	406 796
THEMBEKA SECONDARY SCHOOL	800302319	Secondary	EHLANZENI	31	6	2	871	538 863	538 863	538 863	584 343	623 569	662 528
HOXINI SECONDARY SCHOOL	800301820	Secondary	EHLANZENI	33	6	2	899	555 953	555 953	555 953	592 241	626 413	662 413
THEMBELEW PRIMARY SCHOOL	800302780	Primary	EHLANZENI	40	8	2	1182	728 691	728 691	728 691	797 263	836 763	874 463
LEKAZI SECONDARY SCHOOL	800301124	Secondary	EHLANZENI	42	9	2	1175	723 197	723 197	723 197	771 595	817 511	863 259
S.M. KHILISA PRIMARY SCHOOL	800301516	Primary	EHLANZENI	27	5	2	886	610 888	610 888	610 888	662 122	692 191	722 034
BULLEBUNTA PRIMARY SCHOOL	800301727	Primary	EHLANZENI	16	4	2	571	355 748	355 748	355 748	395 171	426 716	458 272
BOSCHMAN SECONDARY SCHOOL	800301404	Secondary	EHLANZENI	26	5	2	757	495 290	495 290	495 290	536 210	567 045	597 879
ZAFKULHE PRIMARY SCHOOL	800302517	Combined	EHLANZENI	23	6	2	585	406 445	406 445	406 445	437 713	461 344	485 004
THEMBELEW PRIMARY SCHOOL	800302549	Primary	EHLANZENI	14	3	2	477	298 371	298 371	298 371	325 622	347 353	368 069
DAJERU PRIMARY SCHOOL	800301144	Primary	EHLANZENI	33	6	2	1222	753 108	753 108	753 108	819 158	867 859	916 560
MOBHO PRIMARY SCHOOL	800301055	Combined	EHLANZENI	40	5	2	1055	546 187	546 187	546 187	592 627	626 332	659 724

School Name	Enis Number	Phase	District	Educators	Non Educators	Quintiles	Leavers	Main Appropriation 2016/17	Adjusted Appropriation	Revised Estimates	2017/18	2018/19	2019/20
YUKASASIA PRIMARY SCHOOL	800024810	Primary	EBHLENZINI	34	5	2	1213	747 613	747 613	747 613	747 613	747 613	747 613
USOKOZO PRIMARY SCHOOL	800013745	Primary	EBHLENZINI	15	4	2	856	432 046	432 046	432 046	432 046	432 046	432 046
MEHONDO SECONDARY SCHOOL	800015693	Secondary	EBHLENZINI	26	5	2	883	546 167	546 167	546 167	546 167	546 167	546 167
ENHAWU SECONDARY SCHOOL	800010413	Secondary	EBHLENZINI	44	9	2	1447	896 442	896 442	896 442	896 442	896 442	896 442
SOZOLUBA PRIMARY SCHOOL	800022638	Primary	EBHLENZINI	40	8	2	1343	830 624	830 624	830 624	830 624	830 624	830 624
HLILABA LETHWANA SECONDARY SCHOOL	800002921	Secondary	EBHLENZINI	43	9	2	1141	703 666	703 666	703 666	703 666	703 666	703 666
DELEMBE SECONDARY SCHOOL	80004432	Secondary	EBHLENZINI	36	6	2	934	613 936	613 936	613 936	613 936	613 936	613 936
EJ SINGWANE SECONDARY SCHOOL	800030176	Secondary	EBHLENZINI	31	6	2	856	554 121	554 121	554 121	554 121	554 121	554 121
CHAKAZA PRIMARY SCHOOL	800000022	Primary	EBHLENZINI	19	4	2	820	385 956	385 956	385 956	385 956	385 956	385 956
SILIDZANGHE PRIMARY SCHOOL	800021220	Primary	EBHLENZINI	23	4	2	776	486 876	486 876	486 876	486 876	486 876	486 876
MURIZANA PRIMARY SCHOOL	800015745	Combined	EBHLENZINI	24	5	2	434	272 126	272 126	272 126	272 126	272 126	272 126
INZALABELE PRIMARY SCHOOL	800006379	Primary	EBHLENZINI	20	4	2	450	281 862	281 862	281 862	281 862	281 862	281 862
SIPHAKULELE SECONDARY SCHOOL	800004146	Secondary	EBHLENZINI	17	4	2	863	432 046	432 046	432 046	432 046	432 046	432 046
MAJWA PRIMARY SCHOOL	800011776	Primary	EBHLENZINI	7	5	2	1140	703 666	703 666	703 666	703 666	703 666	703 666
ZANHELEM PRIMARY SCHOOL	800025740	Combined	EBHLENZINI	27	5	2	811	380 163	380 163	380 163	380 163	380 163	380 163
GEORGE LKHALU PRIMARY SCHOOL	800034540	Primary	EBHLENZINI	22	4	2	556	372 836	372 836	372 836	372 836	372 836	372 836
HAYVIEW COMPREHENSIVE SCHOOL	800029173	Combined	EBHLENZINI	37	8	2	927	573 044	573 044	573 044	573 044	573 044	573 044
IKHUNZI SECONDARY SCHOOL	800004476	Secondary	EBHLENZINI	30	5	2	1059	671 926	671 926	671 926	671 926	671 926	671 926
BHEKISWANO SECONDARY SCHOOL	80001065	Secondary	EBHLENZINI	37	8	2	1173	723 197	723 197	723 197	723 197	723 197	723 197
SALUBUKAZA PRIMARY SCHOOL	800191775	Primary	EBHLENZINI	19	4	2	638	397 253	397 253	397 253	397 253	397 253	397 253
KHOMBELELA PRIMARY SCHOOL	800007724	Primary	EBHLENZINI	23	4	2	780	483 318	483 318	483 318	483 318	483 318	483 318
MINIBA PRIMARY SCHOOL	800015411	Combined	EBHLENZINI	30	5	2	818	506 513	506 513	506 513	506 513	506 513	506 513
CELALA PRIMARY SCHOOL	800020114	Primary	EBHLENZINI	27	5	2	846	529 802	529 802	529 802	529 802	529 802	529 802
SIBUKOZETHU SECONDARY SCHOOL	800020765	Secondary	EBHLENZINI	34	6	2	1156	712 211	712 211	712 211	712 211	712 211	712 211
TFOLOHLAHLA PRIMARY SCHOOL	800022865	Primary	EBHLENZINI	36	8	2	1167	731 744	731 744	731 744	731 744	731 744	731 744
ZAMALI PRIMARY SCHOOL	800025733	Primary	EBHLENZINI	26	5	2	865	598 847	598 847	598 847	598 847	598 847	598 847
KHAKAZA SECONDARY SCHOOL	800016178	Secondary	EBHLENZINI	31	6	2	1340	825 131	825 131	825 131	825 131	825 131	825 131
SANILE SECONDARY SCHOOL	800019726	Secondary	EBHLENZINI	26	5	2	784	485 780	485 780	485 780	485 780	485 780	485 780
SIPAKUZAZA PRIMARY SCHOOL	800021463	Primary	EBHLENZINI	42	5	2	1514	931 337	931 337	931 337	931 337	931 337	931 337
SIPAKUZAZA PRIMARY SCHOOL	800021543	Primary	EBHLENZINI	10	2	2	323	204 372	204 372	204 372	204 372	204 372	204 372
ENDUSIKULU PRIMARY SCHOOL	800033707	Primary	EBHLENZINI	8	2	2	210	135 430	135 430	135 430	135 430	135 430	135 430
MSALIDZWEH PRIMARY SCHOOL	800014069	Combined	EBHLENZINI	20	4	2	536	333 773	333 773	333 773	333 773	333 773	333 773
YERUSALIM SECONDARY SCHOOL	800070369	Secondary	EBHLENZINI	33	6	2	783	485 148	485 148	485 148	485 148	485 148	485 148
KHULANI PRIMARY SCHOOL	800007631	Primary	EBHLENZINI	11	3	2	326	193 566	193 566	193 566	193 566	193 566	193 566
MURISESEH PRIMARY SCHOOL	800119004	Primary	EBHLENZINI	18	4	2	850	342 630	342 630	342 630	342 630	342 630	342 630
BABEBAH II PRIMARY SCHOOL	800000261	Combined	EBHLENZINI	20	4	2	524	327 050	327 050	327 050	327 050	327 050	327 050
MDZIMBA PRIMARY SCHOOL	800118335	Primary	EBHLENZINI	19	4	2	876	418 838	418 838	418 838	418 838	418 838	418 838
PHOLA SECONDARY SCHOOL	800034589	Secondary	EBHLENZINI	24	5	2	828	390 540	390 540	390 540	390 540	390 540	390 540
KHAYISANI SECONDARY SCHOOL	800027533	Secondary	EBHLENZINI	40	8	2	801	496 136	496 136	496 136	496 136	496 136	496 136
MASOTI PRIMARY SCHOOL	800115076	Combined	EBHLENZINI	32	6	2	837	518 109	518 109	518 109	518 109	518 109	518 109
KUPONGANI SECONDARY SCHOOL	800010863	Secondary	EBHLENZINI	36	6	2	1033	637 744	637 744	637 744	637 744	637 744	637 744
INDOSIBANE PRIMARY SCHOOL	800014066	Primary	EBHLENZINI	25	5	2	541	337 426	337 426	337 426	337 426	337 426	337 426
UDANI PRIMARY SCHOOL	800019470	Primary	EBHLENZINI	8	2	2	250	159 815	159 815	159 815	159 815	159 815	159 815
LEZOGOTO PRIMARY SCHOOL	800010117	Primary	EBHLENZINI	18	4	2	817	383 636	383 636	383 636	383 636	383 636	383 636
MANUZA PRIMARY SCHOOL	800012435	Primary	EBHLENZINI	24	5	2	743	450 733	450 733	450 733	450 733	450 733	450 733
IKHUNYETI PRIMARY SCHOOL	800004003	Primary	EBHLENZINI	16	3	2	665	392 096	392 096	392 096	392 096	392 096	392 096
AA KHARALO PRIMARY SCHOOL	800030817	Primary	EBHLENZINI	19	4	2	631	392 371	392 371	392 371	392 371	392 371	392 371
JUDULI SECONDARY SCHOOL	800006867	Secondary	EBHLENZINI	16	4	2	457	289 164	289 164	289 164	289 164	289 164	289 164
LVELETHU PRIMARY SCHOOL	800012262	Primary	EBHLENZINI	8	2	2	254	168 360	168 360	168 360	168 360	168 360	168 360
MALEKUTU PRIMARY SCHOOL	800012070	Primary	EBHLENZINI	22	4	2	752	469 227	469 227	469 227	469 227	469 227	469 227
PRATWAZA SECONDARY SCHOOL	800018203	Secondary	EBHLENZINI	24	6	2	889	427 773	427 773	427 773	427 773	427 773	427 773
IKHULIHELO PRIMARY SCHOOL	800006239	Primary	EBHLENZINI	5	1	2	135	85 623	85 623	85 623	85 623	85 623	85 623
MAKOKO PRIMARY SCHOOL	800011952	Primary	EBHLENZINI	8	2	2	245	156 204	156 204	156 204	156 204	156 204	156 204
EMSOIWEH PRIMARY SCHOOL	800015826	Primary	EBHLENZINI	21	4	2	844	424 721	424 721	424 721	424 721	424 721	424 721
INTYIMSWA SECONDARY SCHOOL	800014761	Secondary	EBHLENZINI	16	4	2	553	365 864	365 864	365 864	365 864	365 864	365 864
IKHAKAZA PRIMARY SCHOOL	800023678	Primary	EBHLENZINI	21	5	2	1068	678 028	678 028	678 028	678 028	678 028	678 028
IKHAKAZA PRIMARY SCHOOL	800023678	Primary	EBHLENZINI	24	5	2	815	507 121	507 121	507 121	507 121	507 121	507 121
HLANGWANI SECONDARY SCHOOL	800005914	Secondary	EBHLENZINI	21	4	2	817	383 636	383 636	383 636	383 636	383 636	383 636
CHWENI PRIMARY SCHOOL	800023147	Primary	EBHLENZINI	14	3	2	448	280 671	280 671	280 671	280 671	280 671	280 671
NGAZIHEHU SECONDARY SCHOOL	800034626	Secondary	EBHLENZINI	26	5	2	798	494 334	494 334	494 334	494 334	494 334	494 334
YUTSELANI PRIMARY SCHOOL	800025130	Primary	EBHLENZINI	13	3	2	457	286 164	286 164	286 164	286 164	286 164	286 164
KUSILE PRIMARY SCHOOL	800005869	Primary	EBHLENZINI	14	3	2	389	244 657	244 657	244 657	244 657	244 657	244 657
KHUKHUBA SECONDARY SCHOOL	800017872	Secondary	EBHLENZINI	25	5	2	791	456 031	456 031	456 031	456 031	456 031	456 031
ENABEZWEH II SECONDARY SCHOOL	800026724	Secondary	GERT SIBANDE	25	5	2	750	486 421	486 421	486 421	486 421	486 421	486 421
IZITHANDANI PRIMARY SCHOOL	800006882	Combined	GERT SIBANDE	26	5	2	826	511 354	511 354	511 354	511 354	511 354	511 354
SUKUDZA PRIMARY SCHOOL	800022568	Primary	GERT SIBANDE	13	3	2	394	247 712	247 712	247 712	247 712	247 712	247 712
GALABOCHA PRIMARY SCHOOL	800016796	Primary	GERT SIBANDE	13	3	2	414	259 818	259 818	259 818	259 818	259 818	259 818
CHALGEBE PRIMARY SCHOOL	800022561	Primary	GERT SIBANDE	1	0	2	15	36 516	36 516	36 516	36 516	36 516	36 516
INTYIMSWA SECONDARY SCHOOL	800015826	Secondary	GERT SIBANDE	24	5	2	875	419 228	419 228	419 228	419 228	419 228	419 228
BOHAKHUBA PRIMARY SCHOOL	800014817	Primary	GERT SIBANDE	31	6	2	1187	731 744	731 744	731 744	731 744	731 744	731 744
IKHAKAZA PRIMARY SCHOOL	800023678	Primary	GERT SIBANDE	26	5	2	1068	678 028	678 028	678 028	678 028	678 028	678 028
MOZEBALI PRIMARY SCHOOL	800014803	Primary	GERT SIBANDE	1	0	2	22	31 038	31 038	31 038	31 038	31 038	31 038
TOYLOCHO PRIMARY SCHOOL	800005914	Primary	GERT SIBANDE	15	3	2	470	294 100	294 100	294 100	294 100	294 100	294 100
SIPATHEBAH PRIMARY SCHOOL	800011901	Primary	GERT SIBANDE	13	3	2	352	246 400	246 400	246 400	246 400	246 400	246 400
MLAHLANGUZI PRIMARY SCHOOL	800014503	Primary	GERT SIBANDE	26	5	2	876	516 806	516 806	516 806	516 806	516 806	516 806
NYHROANE SECONDARY SCHOOL	800017327	Secondary	GERT SIBANDE	16	4	2	474	296 540	296 540	296 540	296 540	296 540	296 540
SETSHENG SECONDARY SCHOOL	800020966	Secondary	GERT SIBANDE	19	4	2	548	341 708	341 708	341 708	341 708	341 708	341 708
ISIPISOETHU SECONDARY SCHOOL	800006718	Secondary	GERT SIBANDE	32	6	2	863	596 018	596 018	596 018	596 018	596 018	596 018
THIPEPHA COMBINED SCHOOL	800029111	Combined	GERT SIBANDE	12	3	2	350	226 853	226 853	226 853	226 853	226 853	226 853
MD. COVADA PRIMARY SCHOOL	800010976	Primary	GERT SIBANDE	21	4	2	704	438 526	438 526	438 526	438 526	438 526	438 526
IKHETHILO SECONDARY SCHOOL	800012401	Secondary	GERT SIBANDE	40	8	2	1127	695 119	695 119	695 119	695 119	695 119	695 119
LAKLE PRIMARY SCHOOL	800006630	Combined	GERT SIBANDE	23	4	2	837	570 149	570 149	570 149	570 149	570 149	570 149
IKHONDO SECONDARY SCHOOL	800016754	Secondary	GERT SIBANDE	36	8	2	1241	813 535	813 535	813 535	813 535	813 535	813 535
IKHONDO PRIMARY SCHOOL	800020286	Combined	GERT SIBANDE	8	2	2							

School Name	Enin Number	Phone	District	Educators	Non Educators	Quintiles	Learners	Main Appropriation 2016/17	Adjusted Appropriation	Revised Estimates	2017/18	2018/19	2019/20
ITHAFA SECONDARY SCHOOL	20026869		GERT SIBANDE	41	9	2	1130	595 550	595 550	595 550	595 550	595 550	595 550
QHOENI COMBINED SCHOOL	800301583		GERT SIBANDE	23	4	2	812	522 846	522 846	522 846	522 846	522 846	522 846
KT TWALA SECONDARY SCHOOL	800313433		GERT SIBANDE	50	9	2	1528	539 883	539 883	539 883	539 883	539 883	539 883
UBALEHLE PRIMARY SCHOOL	800313615		GERT SIBANDE	32	6	2	1090	672 536	672 536	672 536	672 536	672 536	672 536
ALAN LUKHUNGA PRIMARY SCHOOL	800300067		GERT SIBANDE	23	4	2	807	499 797	499 797	499 797	499 797	499 797	499 797
ISIBANESWE PRIMARY SCHOOL	800306876		GERT SIBANDE	25	5	2	950	587 082	587 082	587 082	587 082	587 082	587 082
KUKUZITHA PRIMARY SCHOOL	20024927		GERT SIBANDE	40	8	2	1470	939 574	939 574	939 574	939 574	939 574	939 574
LEFALETHU PRIMARY SCHOOL	800310389		GERT SIBANDE	36	6	2	1182	728 691	728 691	728 691	728 691	728 691	728 691
ZAKHULELE PRIMARY SCHOOL	800325325		GERT SIBANDE	35	6	2	1088	671 315	671 315	671 315	671 315	671 315	671 315
KUSASALETHU SECONDARY SCHOOL	800308581		GERT SIBANDE	42	9	2	1258	775 073	775 073	775 073	775 073	775 073	775 073
KRYATSWANE SECONDARY SCHOOL	800307567		GERT SIBANDE	50	9	2	1338	824 521	824 521	824 521	824 521	824 521	824 521
BUJANA PRIMARY SCHOOL	800301818		GERT SIBANDE	35	6	2	1065	657 277	657 277	657 277	657 277	657 277	657 277
THOKUNJWA PRIMARY SCHOOL	800323269		GERT SIBANDE	37	8	2	1209	741 608	741 608	741 608	741 608	741 608	741 608
KUZIMALE PRIMARY SCHOOL	800310663		GERT SIBANDE	6	2	2	275	175 075	175 075	175 075	175 075	175 075	175 075
UMPHALA OUBLE PRIMARY SCHOOL	800312036		GERT SIBANDE	38	6	2	1101	679 295	679 295	679 295	679 295	679 295	679 295
UPHAKOLE PRIMARY SCHOOL	800315727		GERT SIBANDE	38	8	2	1165	718 314	718 314	718 314	718 314	718 314	718 314
SHAPEVE PRIMARY SCHOOL	800320461		GERT SIBANDE	67	9	2	2717	1 665 626	1 665 626	1 665 626	1 665 626	1 665 626	1 665 626
CHIEF AMPIE IKHISA SECONDARY SCHOOL	200309551		GERT SIBANDE	43	9	2	1306	804 370	804 370	804 370	804 370	804 370	804 370
SDINGULWAZI PRIMARY SCHOOL	800320518		GERT SIBANDE	24	5	2	845	522 592	522 592	522 592	522 592	522 592	522 592
UPHAKHAWA SECONDARY SCHOOL	800304569		GERT SIBANDE	40	8	2	1230	757 588	757 588	757 588	757 588	757 588	757 588
THURSDAY PRIMARY SCHOOL	800323291		GERT SIBANDE	24	5	2	834	516 278	516 278	516 278	516 278	516 278	516 278
THOMAS MALABATH SECONDARY SCHOOL	800332275		GERT SIBANDE	54	9	2	1581	972 232	972 232	972 232	972 232	972 232	972 232
SOMWALE SECONDARY SCHOOL	800321808		GERT SIBANDE	38	8	2	1317	811 092	811 092	811 092	811 092	811 092	811 092
PETRUS MADYA PRIMARY SCHOOL	800319302		GERT SIBANDE	38	8	2	1294	787 054	787 054	787 054	787 054	787 054	787 054
HARMONY PARK SCHOOL	800304785		GERT SIBANDE	26	5	2	953	598 513	598 513	598 513	598 513	598 513	598 513
LESILI PRIMARY SCHOOL	800310264		GERT SIBANDE	12	3	2	375	236 112	236 112	236 112	236 112	236 112	236 112
KAZALEA COMBINED SCHOOL	800300368		GERT SIBANDE	30	5	2	955	529 595	529 595	529 595	529 595	529 595	529 595
THABONGA PRIMARY SCHOOL	800322241		GERT SIBANDE	38	5	2	1078	655 212	655 212	655 212	655 212	655 212	655 212
INDI SCHOOL	200311254		GERT SIBANDE	21	4	2	870	393 590	393 590	393 590	393 590	393 590	393 590
THOBELAN SECONDARY SCHOOL	800323762		GERT SIBANDE	38	8	2	1032	637 134	637 134	637 134	637 134	637 134	637 134
THEOTO THEBE SECONDARY SCHOOL	800323457		GERT SIBANDE	29	5	2	818	536 291	536 291	536 291	536 291	536 291	536 291
ISIGULUBA PRIMARY SCHOOL	800306386		GERT SIBANDE	25	5	2	1024	632 220	632 220	632 220	632 220	632 220	632 220
PIEBUNDELA PRIMARY SCHOOL	800318242		GERT SIBANDE	25	5	2	834	516 278	516 278	516 278	516 278	516 278	516 278
THEU THEU PRIMARY SCHOOL	800323165		GERT SIBANDE	26	5	2	1068	659 717	659 717	659 717	659 717	659 717	659 717
KWIZENZELE COMBINED SCHOOL	200324653		GERT SIBANDE	40	8	2	1301	801 325	801 325	801 325	801 325	801 325	801 325
ZAKHULELE PRIMARY SCHOOL	800326054		GERT SIBANDE	31	6	2	1115	657 796	657 796	657 796	657 796	657 796	657 796
ZHUKULELE COMBINED SCHOOL	800318729		GERT SIBANDE	44	9	2	1350	837 339	837 339	837 339	837 339	837 339	837 339
BOKHISIBU COMPREHENSIVE SCHOOL	800301412		INKANGALA	21	4	2	825	388 709	388 709	388 709	388 709	388 709	388 709
HALAKHAKHLE PRIMARY SCHOOL	800305246		INKANGALA	11	3	2	314	198 880	198 880	198 880	198 880	198 880	198 880
ELIKHATHIWEI SECONDARY SCHOOL	200303428		INKANGALA	44	9	2	1124	693 258	693 258	693 258	693 258	693 258	693 258
KHODUJUNDO PRIMARY SCHOOL	800307767		INKANGALA	20	4	2	569	354 528	354 528	354 528	354 528	354 528	354 528
KOPHATHU SECONDARY SCHOOL	800308458		INKANGALA	38	8	2	1094	656 995	656 995	656 995	656 995	656 995	656 995
IKHONJANE PRIMARY SCHOOL	800311306		INKANGALA	28	5	2	934	577 317	577 317	577 317	577 317	577 317	577 317
SEBUNYATHU PRIMARY SCHOOL	800307076		INKANGALA	13	3	2	564	351 475	351 475	351 475	351 475	351 475	351 475
INKANGALA PRIMARY SCHOOL	800312275		INKANGALA	10	2	2	342	215 570	215 570	215 570	215 570	215 570	215 570
HALOJA PRIMARY SCHOOL	200312120		INKANGALA	12	3	2	303	192 166	192 166	192 166	192 166	192 166	192 166
ALEX KHABEZE NAMPANA PRIMARY	800324231		INKANGALA	31	6	2	1075	693 390	693 390	693 390	693 390	693 390	693 390
YUJA PRIMARY SCHOOL	800320566		INKANGALA	19	4	2	707	436 759	436 759	436 759	436 759	436 759	436 759
PHAKAMA PRIMARY SCHOOL	800318365		INKANGALA	19	3	2	520	324 618	324 618	324 618	324 618	324 618	324 618
IMAGOBALI PRIMARY SCHOOL	800314613		INKANGALA	21	4	2	647	402 137	402 137	402 137	402 137	402 137	402 137
LOTSAOSILE DI SECONDARY SCHOOL	800324583		INKANGALA	28	5	2	1085	689 844	689 844	689 844	689 844	689 844	689 844
SPHENDULE PRIMARY SCHOOL	800321261		INKANGALA	30	5	2	1043	643 848	643 848	643 848	643 848	643 848	643 848
BESELELE PRIMARY SCHOOL	800300281		INKANGALA	36	6	2	1100	678 640	678 640	678 640	678 640	678 640	678 640
IKHUTHUZA PRIMARY SCHOOL	800323432		INKANGALA	19	4	2	671	416 786	416 786	416 786	416 786	416 786	416 786
NANCY SHABA PRIMARY SCHOOL	800316246		INKANGALA	29	5	2	950	532 148	532 148	532 148	532 148	532 148	532 148
EDWARD MSHATHE SECONDARY SCHOOL	200323563		INKANGALA	38	8	2	1182	728 691	728 691	728 691	728 691	728 691	728 691
ERINJUNJWEI SECONDARY SCHOOL	200306165		INKANGALA	37	8	2	1200	728 677	728 677	728 677	728 677	728 677	728 677
IMPLELE SIBANE SCHOOL	800312675		INKANGALA	30	6	2	1052	667 653	667 653	667 653	667 653	667 653	667 653
SCHODRUCHT PRIMARY SCHOOL	800319534		INKANGALA	33	8	2	1165	715 292	715 292	715 292	715 292	715 292	715 292
MABALE COMPREHENSIVE HIGH SCHOOL	800311345		INKANGALA	36	8	2	1193	735 405	735 405	735 405	735 405	735 405	735 405
SYATHOKOZA PRIMARY SCHOOL	800303447		INKANGALA	31	6	2	1037	640 196	640 196	640 196	640 196	640 196	640 196
ZACHULES MALAZA SECONDARY SCHOOL	800305726		INKANGALA	35	6	2	1134	821 459	821 459	821 459	821 459	821 459	821 459
NELSON MANDELA PRIMARY SCHOOL	800316578		INKANGALA	25	5	2	864	562 901	562 901	562 901	562 901	562 901	562 901
JEREMIA NDOYA PRIMARY SCHOOL	800307021		INKANGALA	40	8	2	1451	898 597	898 597	898 597	898 597	898 597	898 597
PHILIP NDOHSE SECONDARY SCHOOL	800318283		INKANGALA	40	8	2	1317	811 092	811 092	811 092	811 092	811 092	811 092
JOHANNES GABANA PRIMARY SCHOOL	800300308		INKANGALA	34	6	2	1130	698 950	698 950	698 950	698 950	698 950	698 950
MEHLWALA SECONDARY SCHOOL	800313979		INKANGALA	36	6	2	1083	656 056	656 056	656 056	656 056	656 056	656 056
ILANGU PHALA PRIMARY SCHOOL	200305322		INKANGALA	34	6	2	1038	640 795	640 795	640 795	640 795	640 795	640 795
CLIVER PRIMARY SCHOOL	800302170		INKANGALA	31	6	2	1059	659 717	659 717	659 717	659 717	659 717	659 717
EDWARD MSHATHE PRIMARY SCHOOL	800303145		INKANGALA	38	8	2	1182	728 691	728 691	728 691	728 691	728 691	728 691
KHODUJUNJWEI PRIMARY SCHOOL	800308354		INKANGALA	28	5	2	970	599 771	599 771	599 771	599 771	599 771	599 771
KHODUJUNJWEI PRIMARY SCHOOL	800315288		INKANGALA	28	5	2	1043	643 848	643 848	643 848	643 848	643 848	643 848
P.T. MSHABELA SECONDARY SCHOOL	800325817		INKANGALA	34	8	2	1154	407 430	407 430	407 430	407 430	407 430	407 430
KWAGULA PRIMARY SCHOOL	200308656		INKANGALA	36	8	2	1176	725 027	725 027	725 027	725 027	725 027	725 027
SUKUMAS PRIMARY SCHOOL	800322617		INKANGALA	27	5	2	854	546 798	546 798	546 798	546 798	546 798	546 798
ZUBBAR PRIMARY SCHOOL	800302964		INKANGALA	30	5	2	1050	648 120	648 120	648 120	648 120	648 120	648 120
SPHINBOK COLLETRY PRIMARY SCHOOL	800322268		INKANGALA	10	2	2	335	150 661	150 661	150 661	150 661	150 661	150 661
LALUDU PRIMARY SCHOOL	800305845		INKANGALA	11	3	2	324	204 384	204 384	204 384	204 384	204 384	204 384
SFUNDISE PRIMARY SCHOOL	200302033		INKANGALA	6	2	2	247	157 884	157 884	157 884	157 884	157 884	157 884
IMKUSE COMBINED SCHOOL	800311525		INKANGALA	21	4	2	684	613 936	613 936	613 936	613 936	613 936	613 936
AMANCALA PRIMARY SCHOOL	800300141		INKANGALA	3	0	2	118	73 244	73 244	73 244	73 244	73 244	73 244
MARHAGI SECONDARY SCHOOL	800320591		INKANGALA	25	5	2	751	465 617	465 617	465 617	465 617	465 617	465 617
NOGUSE PRIMARY SCHOOL	800307145		INKANGALA	7	2	2	235	150 861	150 861	150 861	150 861	150 861	150 861
SOENELA PRIMARY SCHOOL	800302166		INKANGALA	21	4	2	698	433 267	433 267	433 267	433 267	433 267	433 267

School Name	Enis Number	Phase	District	Educators	Non Educators	Quintiles	Leavers	Main Appropriation 2016/17	Adjusted Appropriation	Revised Estimates	2017/18	2018/19	2019/20
LAIKGALE PRIMARY SCHOOL	80030307	Combined	IKANGALA	23	4	2	750	489 421	489 421	489 421	510 425	556 250	581 883
HLORIPA SECONDARY SCHOOL	80005454	Secondary	IKANGALA	35	5	2	584	407 435	407 435	407 435	587 507	620 191	657 304
MAISA SECONDARY SCHOOL	80016022	Secondary	IKANGALA	25	5	2	804	487 537	487 537	487 537	514 838	545 286	575 534
NEZUSIHE SECONDARY SCHOOL	80024623	Intermediate	IKANGALA	25	5	2	679	421 670	421 670	421 670	447 431	473 820	503 303
SDAMILE PRIMARY SCHOOL	80029185	Primary	IKANGALA	23	4	2	668	414 955	414 955	414 955	433 013	447 568	473 054
ZIPHANIKASEW SECONDARY SCHOOL	80029625	Secondary	IKANGALA	27	5	2	895	488 577	488 577	488 577	565 536	620 149	654 877
MHUTSHWA SECONDARY SCHOOL	80029697	Secondary	IKANGALA	10	2	2	154	101 215	101 215	101 215	127 638	134 533	142 067
LETHABONG SECONDARY SCHOOL	80030526	Secondary	IKANGALA	26	5	2	636	397 253	397 253	397 253	392 806	415 362	433 272
KHANYISA PRIMARY SCHOOL	80037625	Primary	IKANGALA	6	2	2	181	117 699	117 699	117 699	133 735	141 205	149 551
MAVULA PRIMARY SCHOOL	80015618	Primary	IKANGALA	13	3	2	422	264 832	264 832	264 832	282 270	298 924	315 564
PHUTHULA II PRIMARY SCHOOL	80018465	Primary	IKANGALA	24	5	2	895	503 511	503 511	503 511	574 674	608 580	642 660
TETEWA PRIMARY SCHOOL	80022738	Primary	IKANGALA	3	0	2	78	54 829	54 829	54 829	72 947	77 251	81 577
GUJALAI PRIMARY SCHOOL	80022869	Primary	IKANGALA	34	6	2	1240	751 889	751 889	751 889	867 911	894 742	932 819
SEIDIKASWANA SECONDARY SCHOOL	80023259	Secondary	IKANGALA	36	6	2	1381	850 187	850 187	850 187	961 782	994 265	1 038 464
REKHTHATSE PRIMARY SCHOOL	80023315	Primary	IKANGALA	3	0	2	58	42 622	42 622	42 622	55 993	63 377	69 589
KHISI PRIMARY SCHOOL	80016305	Combined	IKANGALA	33	5	2	1187	731 744	731 744	731 744	801 958	846 703	886 703
RETANG PRIMARY SCHOOL	80019331	Primary	IKANGALA	33	6	2	1084	688 873	688 873	688 873	782 325	807 202	852 511
THULATHE PRIMARY SCHOOL	80023366	Primary	IKANGALA	32	2	2	1156	736 067	736 067	736 067	809 856	856 302	904 290
NDZUNDA LAMBHO SECONDARY SCHOOL	80019535	Secondary	IKANGALA	28	5	2	820	507 739	507 739	507 739	564 753	587 432	621 381
RORORHAI SECONDARY SCHOOL	80019601	Primary	IKANGALA	19	4	2	666	432 048	432 048	432 048	529 685	559 341	592 354
MANOMO PRIMARY SCHOOL	80019441	Primary	IKANGALA	26	5	2	853	594 438	594 438	594 438	631 896	659 146	703 520
NOTOMEDY PRIMARY SCHOOL	80014738	Primary	IKANGALA	26	5	2	858	591 966	591 966	591 966	682 433	690 527	729 619
KING NAKHOSHOKE II SECONDARY SCHOOL	80029682	Secondary	IKANGALA	40	8	2	1130	698 590	698 590	698 590	792 531	838 290	889 290
KHAIKHAH SECONDARY SCHOOL	80038750	Secondary	IKANGALA	28	5	2	763	472 541	472 541	472 541	528 457	558 457	594 661
CHEF LUTHALI PRIMARY SCHOOL	80033903	Primary	IKANGALA	29	5	2	1075	666 222	666 222	666 222	744 672	798 325	833 109
MOLOTO PRIMARY SCHOOL	80015013	Primary	IKANGALA	31	6	2	1085	699 454	699 454	699 454	787 701	849 458	901 424
KHATISO PRIMARY SCHOOL	80030078	Combined	IKANGALA	26	6	2	1521	941 714	941 714	941 714	1 033 725	1 083 725	1 135 025
MATHABA PRIMARY SCHOOL	80030476	Primary	IKANGALA	38	6	2	1180	727 470	727 470	727 470	824 146	884 208	933 124
PETER KOKISA PRIMARY SCHOOL	80035384	Primary	IKANGALA	31	6	2	1087	658 488	658 488	658 488	767 118	743 331	784 589
ZAKHEM HIGH SCHOOL	80010385	Secondary	IKANGALA	23	4	2	765	474 182	474 182	474 182	497 597	526 913	558 428
MISAKWA SECONDARY SCHOOL	80013762	Secondary	IKANGALA	10	2	2	300	192 334	192 334	192 334	178 163	198 375	193 241
SEKHOLO PRIMARY SCHOOL	80020749	Primary	IKANGALA	5	1	2	146	96 336	96 336	96 336	111 424	117 998	124 908
MOUSE PRIMARY SCHOOL	80015487	Primary	IKANGALA	25	5	2	866	535 810	535 810	535 810	571 493	605 176	639 068
THEBAMILE PRIMARY SCHOOL	80023963	Primary	IKANGALA	11	3	2	313	198 270	198 270	198 270	205 165	217 257	229 423
MALEBO SECONDARY SCHOOL	80012962	Secondary	IKANGALA	15	3	2	400	312 412	312 412	312 412	314 434	332 454	351 853
EDING PRIMARY SCHOOL	80019623	Primary	IKANGALA	6	2	2	236	151 270	151 270	151 270	211 592	224 363	235 511
MOSAGO PRIMARY SCHOOL	80017045	Primary	IKANGALA	13	3	2	372	234 282	234 282	234 282	250 782	265 570	280 450
SIBI PRIMARY SCHOOL	80020669	Primary	IKANGALA	5	1	2	144	95 115	95 115	95 115	113 801	119 688	126 369
MIAKASEKA PRIMARY SCHOOL	80014836	Intermediate	IKANGALA	11	3	2	274	174 464	174 464	174 464	187 376	192 077	202 833
MOLOTO COMBINED SCHOOL	80019595	Intermediate	IKANGALA	4	1	2	119	78 855	78 855	78 855	85 231	106 913	105 544
MATHEPHE PRIMARY SCHOOL	80013159	Primary	IKANGALA	15	3	2	470	294 109	294 109	294 109	315 046	329 534	352 318
MATHABE SECONDARY SCHOOL	80020133	Secondary	IKANGALA	21	4	2	536	334 244	334 244	334 244	338 151	358 151	378 151
MOSEI SECONDARY SCHOOL	80014893	Secondary	IKANGALA	10	2	2	226	145 187	145 187	145 187	169 196	179 147	189 196
KHETE PRIMARY SCHOOL	80027337	Primary	IKANGALA	26	4	2	891	428 594	428 594	428 594	438 394	458 394	482 394
LEFISWANE PRIMARY SCHOOL	80010038	Primary	IKANGALA	3	2	2	283	179 557	179 557	179 557	187 257	198 306	209 410
POTSANAI PRIMARY SCHOOL	80019571	Primary	IKANGALA	7	2	2	213	137 231	137 231	137 231	149 630	158 746	167 858
LEKHOLANE PRIMARY SCHOOL	80010165	Intermediate	IKANGALA	9	2	2	306	193 356	193 356	193 356	216 090	228 525	241 543
KOME PRIMARY SCHOOL	80008441	Primary	IKANGALA	8	2	2	256	165 339	165 339	165 339	186 571	197 522	209 583
IKAGLENG PRIMARY SCHOOL	80006106	Primary	IKANGALA	10	2	2	281	178 737	178 737	178 737	189 810	201 009	212 295
PATROK LAMKALANE PRIMARY SCHOOL	80017813	Primary	IKANGALA	12	3	2	432	270 505	270 505	270 505	281 744	293 397	315 079
KHUTSONG PRIMARY SCHOOL	80027963	Primary	IKANGALA	10	2	2	343	216 581	216 581	216 581	221 731	234 813	247 063
BEESTERIN AGRICULTURAL SCHOOL	80030926	Secondary	IKANGALA	15	3	2	325	205 593	205 593	205 593	224 434	237 676	250 980
ELUSI GOSWERY PRIMARY SCHOOL	80030345	Primary	IKANGALA	21	4	2	647	402 137	402 137	402 137	465 044	490 354	525 087
AKKOTU COLLEGE PRIMARY SCHOOL	80030349	Primary	IKANGALA	6	2	2	285	168 971	168 971	168 971	178 818	187 314	197 804
THUSANAKING PRIMARY SCHOOL	80032365	Primary	IKANGALA	34	6	2	1260	775 501	775 501	775 501	845 508	899 415	949 782
LOKHO LUKHA PRIMARY SCHOOL	80015836	Intermediate	IKANGALA	5	3	2	301	169 145	169 145	169 145	183 344	194 515	204 656
MSAMATU PRIMARY SCHOOL	80014529	Primary	IKANGALA	11	3	2	291	184 542	184 542	184 542	197 878	187 314	197 869
PHAKE PRIMARY SCHOOL	80018701	Primary	IKANGALA	17	2	2	545	402 516	402 516	402 516	430 915	456 134	481 578
MAGOTHE SECONDARY SCHOOL	80028032	Secondary	IKANGALA	26	5	2	877	542 534	542 534	542 534	588 612	623 552	658 471
REFITHLE PRIMARY SCHOOL	80028733	Primary	IKANGALA	8	2	2	256	162 867	162 867	162 867	183 427	194 246	205 122
MOCHA PRIMARY SCHOOL	80014795	Primary	IKANGALA	8	2	2	252	167 140	167 140	167 140	174 649	185 271	195 649
RATHAHANA SECONDARY SCHOOL	80019174	Secondary	IKANGALA	18	4	2	597	249 542	249 542	249 542	277 131	293 482	309 617
GOSWAMI MALOKA PRIMARY SCHOOL	80030739	Intermediate	IKANGALA	11	3	2	298	186 115	186 115	186 115	181 454	179 996	140 555
MASOBIE PRIMARY SCHOOL	80013846	Primary	IKANGALA	5	1	2	154	101 219	101 219	101 219	108 076	114 436	120 568
TLHABE PRIMARY SCHOOL	80023375	Primary	IKANGALA	7	2	2	223	143 334	143 334	143 334	144 882	153 430	162 022
MIPALA PRIMARY SCHOOL	80012484	Intermediate	IKANGALA	24	6	2	884	424 721	424 721	424 721	424 296	449 325	474 811
MANTLOLE PRIMARY SCHOOL	80012328	Primary	IKANGALA	4	1	2	100	68 258	68 258	68 258	87 196	94 828	102 624
PHOLOLO PRIMARY SCHOOL	80019382	Primary	IKANGALA	13	3	2	458	305 086	305 086	305 086	335 028	358 634	375 761
MAKOKA SECONDARY SCHOOL	80012382	Secondary	IKANGALA	10	2	2	245	155 234	155 234	155 234	171 036	181 190	191 339
MAKOTLANE PRIMARY SCHOOL	80010787	Primary	IKANGALA	5	3	2	145	90 167	90 167	90 167	103 354	116 815	123 588
MALOKA PRIMARY SCHOOL	80012112	Primary	IKANGALA	7	2	2	244	156 153	156 153	156 153	165 478	174 951	173 571
BOTIKHUMALA SECONDARY SCHOOL	80010139	Secondary	IKANGALA	15	3	2	420	259 899	259 899	259 899	267 432	279 730	291 231
VILLIOLA PRIMARY SCHOOL	80024392	Primary	IKANGALA	7	2	2	163	99 598	99 598	99 598	123 346	127 446	134 523
VEZILWAZI SECONDARY SCHOOL	80024904	Secondary	IKANGALA	11	3	2	447	280 051	280 051	280 051	302 134	320 023	337 944
PHAKANANG PRIMARY SCHOOL	80018119	Primary	IKANGALA	23	4	2	776	480 876	480 876	480 876	518 121	548 896	579 412
IKAGENG SECONDARY SCHOOL	80029525	Intermediate	IKANGALA	14	3	2	391	245 879	245 879	245 879	260 422	275 787	291 231
SIBOVELO PRIMARY SCHOOL	80020885	Combined	IKANGALA	19	4	2	603	374 670	374 670	374 670	381 236	400 730	426 341
SIMAHSENIE PRIMARY SCHOOL	80020669	Combined	IKANGALA	8	2	2	251	169 530	169 530	169 530	183 847	194 890	205 709
MARELENG PRIMARY SCHOOL	80012274	Primary	IKANGALA	18	4	2	653	411 933	411 933	411 933	445 716	475 190	501 861
MAGHARE PRIMARY SCHOOL	80012591	Intermediate	IKANGALA	10	2	2	162	106 102	106 102	106 102	115 328	122 132	128 971
CHRIS HALL PRIMARY SCHOOL	80037140	Intermediate	IKANGALA	10	2	2	238	151 270	151 270	151 270	162 897	171 301	181 274
SIBALUSWA PRIMARY SCHOOL	80021477	Primary	IKANGALA	12	3	2	426	267 242	267 242	267 242	285 127	303 008	319 576
IKAGANONG PRIMARY SCHOOL	80011167	Primary	IKANGALA	26	4	2	715	445 842	445 842	445 842	469 638	495 288	520 831
SIKAMWATHU PRIMARY SCHOOL	80021075	Intermediate	IKANGALA	21	4	2	416	262 871	262 871	262 871	283 591	292 438	305 019
MURUDANE SECONDARY SCHOOL	80024885	Secondary	IKANGALA	18	4	2	524	241 026	241 026	241 026	241 368	250 607	264 641
PHUTHELE SECONDARY SCHOOL													

School Name	Emis Number	Phase	District	Educators	Non Educators	Quintiles	Learners	Main Appropriation 2016/17	Adjusted Appropriation	Revised Estimates	2017/18	2018/19	2019/20
S.PHWE PRIMARY SCHOOL	20012729	Intermediate	FKANGALA	22	4	2	276	315 450	315 450	315 462	319 110	331 593	353 462
ZAMBA PRIMARY SCHOOL	20025775	Primary	FKANGALA	17	4	2	528	326 501	326 501	326 601	326 544	347 505	367 410
SPHUKHELE COMBINED SCHOOL	20021295	Secondary	FKANGALA	19	3	2	530	330 722	330 722	330 722	323 430	342 481	361 063
ZIDOBHELE SECONDARY SCHOOL	20022916	Secondary	FKANGALA	18	4	2	458	305 066	305 066	305 086	277 773	294 162	310 638
MDHLOPHE SECONDARY SCHOOL	200216147	Secondary	FKANGALA	10	2	2	358	170 803	170 803	170 803	214 152	226 787	238 487
BAKABANU PRIMARY SCHOOL	20020519	Primary	NKANGALA	5	1	2	167	106 154	106 154	106 154	127 636	134 553	142 062
SONAROBODI PRIMARY SCHOOL	20022023	Primary	FKANGALA	11	3	2	357	231 231	231 231	231 231	243 712	258 381	272 544
MAPHOKO PRIMARY SCHOOL	20012542	Primary	FKANGALA	16	3	2	654	353 682	353 682	363 982	414 636	438 964	463 478
EDWALINI PRIMARY SCHOOL	200206305	Intermediate	FKANGALA	16	3	2	473	255 531	255 531	255 531	302 134	320 023	337 544
THOKOZANI PRIMARY SCHOOL	20023226	Primary	FKANGALA	17	4	2	490	336 307	336 307	336 307	303 479	321 384	339 362
FLALISIANI PRIMARY SCHOOL	20025264	Primary	FKANGALA	24	5	2	828	512 615	512 615	512 615	548 156	581 267	613 913
PHAKAGELA PRIMARY SCHOOL	20021515	Intermediate	NKANGALA	13	3	2	408	253 203	253 203	253 203	265 134	283 854	299 555
UNJOLIBELE SECONDARY SCHOOL	20020419	Secondary	NKANGALA	16	3	2	541	337 436	337 436	337 436	363 344	394 075	405 217
KUTHAKALI PRIMARY SCHOOL	20020722	Primary	FKANGALA	20	4	2	679	421 670	421 670	421 670	442 295	468 384	484 644
RIELWANE PRIMARY SCHOOL	200216226	Primary	FKANGALA	11	3	2	323	204 372	204 372	204 372	215 058	228 725	241 537
PHAKULI SECONDARY SCHOOL	200216135	Secondary	FKANGALA	13	3	2	420	203 561	203 561	203 561	303 536	318 562	335 507
GLUKANI PRIMARY SCHOOL	200204568	Primary	NKANGALA	8	2	2	214	137 843	137 843	137 843	152 131	161 107	170 125
MORELA COMBINED SCHOOL	20015222	Combined	FKANGALA	24	5	2	788	476 604	476 604	476 604	488 171	527 553	557 107
UTHOUBOPHOLE PRIMARY SCHOOL	20022406	Primary	FKANGALA	5	1	2	127	84 738	84 738	84 738	89 767	95 063	100 378
MAQALAYEWA SECONDARY SCHOOL	20021138	Secondary	FKANGALA	11	3	2	280	178 127	178 127	178 127	184 588	195 403	206 427
MAQOQOQO PRIMARY SCHOOL	200211526	Primary	FKANGALA	7	2	2	222	142 724	142 724	142 724	149 344	158 150	167 012
STHEBISO PRIMARY SCHOOL	20021375	Primary	FKANGALA	17	4	2	603	375 280	375 280	375 280	394 733	418 022	441 434
MAPHOKO PRIMARY SCHOOL	200211105	Primary	NKANGALA	5	1	2	150	89 777	89 777	89 777	110 807	117 408	123 383
MAICILAKASABA PRIMARY SCHOOL	20021221	Primary	FKANGALA	14	3	2	491	306 517	306 517	306 517	322 767	341 862	360 941
MAITWALI PRIMARY SCHOOL	200212344	Primary	FKANGALA	17	4	2	597	371 617	371 617	371 617	369 233	422 785	446 464
SVUHELENI SECONDARY SCHOOL	20021436	Secondary	FKANGALA	20	4	2	549	342 320	342 320	342 320	379 211	401 863	424 185
MAQABASELA SECONDARY SCHOOL	200211169	Secondary	FKANGALA	10	2	2	315	175 075	175 075	175 075	210 721	228 658	243 383
ENHANYANI PRIMARY SCHOOL	20020265	Combined	FKANGALA	10	2	2	357	186 438	186 438	186 438	199 375	211 685	223 955
SELAKOSE SECONDARY SCHOOL	20020265	Secondary	FKANGALA	10	2	2	143	84 503	84 503	84 503	89 628	102 544	109 303
FRANCE SJ PRIMARY SCHOOL	200218713	Primary	FKANGALA	12	3	2	425	254 424	254 424	254 424	288 055	305 020	322 125
GLUKAPHENI PRIMARY SCHOOL	20020472	Primary	FKANGALA	11	3	2	303	204 372	204 372	204 372	243 712	258 061	272 544
MAKAZONKE PRIMARY SCHOOL	20022072	Primary	FKANGALA	5	1	2	188	121 972	121 972	121 972	139 519	144 573	152 668
BUTHULAZI PRIMARY SCHOOL	200201759	Primary	FKANGALA	7	2	2	202	130 517	130 517	130 517	127 636	134 553	142 067
KUSA PRIMARY SCHOOL	20020506	Primary	NKANGALA	5	1	2	172	112 206	112 206	112 206	136 506	147 525	155 789
RETHALE PRIMARY SCHOOL	20019349	Primary	FKANGALA	6	2	2	314	198 880	198 880	198 880	207 726	219 380	232 301
SAGHE PRIMARY SCHOOL	200219703	Primary	FKANGALA	7	2	2	221	142 114	142 114	142 114	165 310	175 063	184 807
MDDEDA PRIMARY SCHOOL	200216386	Secondary	FKANGALA	13	3	2	437	273 957	273 957	273 957	283 422	275 767	281 251
MDABEZITHA PRIMARY SCHOOL	200216325	Secondary	FKANGALA	8	2	2	196	126 854	126 854	126 854	134 286	142 211	150 175
SAMMAMBA PRIMARY SCHOOL	20021105	Combined	NKANGALA	11	3	2	285	183 620	183 620	183 620	185 874	196 541	207 854
SJABULE PRIMARY SCHOOL	20021122	Primary	FKANGALA	7	2	2	216	136 052	136 052	136 052	157 708	167 014	175 367
INTUTUKO SECONDARY SCHOOL	20020557	Secondary	FKANGALA	11	3	2	321	203 153	203 153	203 153	210 596	226 005	240 485
SILILE PRIMARY SCHOOL	20021113	Secondary	FKANGALA	19	4	2	315	243 438	243 438	243 438	262 121	282 211	297 105
ZWIKHE PRIMARY SCHOOL	20020963	Primary	FKANGALA	13	3	2	415	138 453	138 453	138 453	139 492	141 003	148 659
DAYISI PRIMARY SCHOOL	200213579	Secondary	FKANGALA	7	3	2	215	262 571	262 571	262 571	271 389	288 039	304 165
BEKIZELA PRIMARY SCHOOL	20020865	Primary	NKANGALA	7	2	2	187	121 350	121 350	121 350	143 381	151 421	161 421
ENGLA PRIMARY SCHOOL	20014241	Primary	ENHLAIZENI	25	5	3	803	497 891	497 891	497 891	511 854	542 159	572 020
SIKHUTSELE PRIMARY SCHOOL	200229702	Combined	ENHLAIZENI	37	8	3	1343	827 856	827 856	827 856	889 217	941 681	994 415
NGWANE PRIMARY SCHOOL	200216540	Combined	ENHLAIZENI	32	6	3	1034	639 042	639 042	639 042	620 753	667 377	694 163
EYOKATHUENI PRIMARY SCHOOL	20020210	Primary	ENHLAIZENI	28	5	3	875	544 330	544 330	544 330	569 475	599 103	633 715
KAIHOLA SECONDARY SCHOOL	20020735	Secondary	ENHLAIZENI	52	9	3	1205	743 532	743 532	743 532	799 352	838 285	878 303
ELHLEHLE SECONDARY SCHOOL	200203574	Secondary	ENHLAIZENI	41	9	3	1307	805 857	805 857	805 857	880 847	932 817	965 655
SAIDZILE PRIMARY SCHOOL	20021544	Primary	ENHLAIZENI	25	5	3	1035	639 054	639 054	639 054	673 545	713 264	753 225
KHUTSALA SECONDARY SCHOOL	200208907	Secondary	ENHLAIZENI	33	6	3	1024	620 711	620 711	620 711	661 271	702 374	733 387
SGWENYANI PRIMARY SCHOOL	200214142	Primary	ENHLAIZENI	15	3	2	548	342 073	342 073	342 073	364 279	383 313	402 215
NGOMI SECONDARY SCHOOL	200216758	Secondary	ENHLAIZENI	23	4	3	815	504 001	504 001	504 001	565 594	593 295	625 185
ENHLEHLE PRIMARY SCHOOL	20020265	Combined	ENHLAIZENI	23	4	3	815	504 001	504 001	504 001	565 594	593 295	625 185
NKALIBELA SECONDARY SCHOOL	20020265	Secondary	ENHLAIZENI	23	4	3	815	504 001	504 001	504 001	565 594	593 295	625 185
ENTONDOZENI PRIMARY SCHOOL	20020322	Primary	ENHLAIZENI	28	4	3	711	441 674	441 674	441 674	461 274	481 874	502 474
MAKASHO SECONDARY SCHOOL	200215983	Secondary	BOHLEBELA	52	9	3	1570	995 503	995 503	995 503	1 053 254	1 109 451	1 165 502
HARADIV HILL PRIMARY SCHOOL	200215987	Primary	BOHLEBELA	17	4	3	548	342 073	342 073	342 073	375 113	398 304	422 603
SBANISELE PRIMARY SCHOOL	20020310	Intermediate	ENHLAIZENI	32	6	3	1088	659 819	659 819	659 819	670 328	709 577	749 833
SBUHLE PRIMARY SCHOOL	20020805	Primary	ENHLAIZENI	24	5	3	753	467 338	467 338	467 338	472 636	499 880	527 883
TSIBOLENI PRIMARY SCHOOL	20023248	Primary	ENHLAIZENI	37	8	3	1240	752 695	752 695	752 695	763 620	806 051	853 302
MAIBUYE SECONDARY SCHOOL	200213965	Secondary	ENHLAIZENI	43	9	3	896	555 540	555 540	555 540	580 835	615 162	649 525
MDLABO PRIMARY SCHOOL	200216436	Primary	ENHLAIZENI	31	6	3	1021	631 636	631 636	631 636	664 532	703 729	743 148
PHOLANI PRIMARY SCHOOL	200216358	Primary	ENHLAIZENI	11	3	3	405	254 693	254 693	254 693	279 544	296 037	312 615
LJHWELE PRIMARY SCHOOL	20021042	Primary	ENHLAIZENI	22	4	3	785	477 114	477 114	477 114	505 058	537 635	570 152
LEKAZI PRIMARY SCHOOL	20021016	Combined	ENHLAIZENI	37	8	3	1057	653 095	653 095	653 095	680 547	716 547	754 418
KHALIPANI SECONDARY SCHOOL	20021075	Secondary	ENHLAIZENI	34	6	3	955	589 547	589 547	589 547	624 417	659 454	695 475
STUTHELE SECONDARY SCHOOL	20021410	Secondary	ENHLAIZENI	48	9	3	1489	917 038	917 038	917 038	961 381	1 005 174	1 047 485
YILAMSAISO PRIMARY SCHOOL	20021410	Primary	ENHLAIZENI	28	5	3	1057	653 095	653 095	653 095	680 547	716 547	754 418
IB KUNHE SECONDARY SCHOOL	20020964	Secondary	ENHLAIZENI	26	5	3	705	438 007	438 007	438 007	461 739	489 981	519 304
CATULANI PRIMARY SCHOOL	20021374	Primary	ENHLAIZENI	13	3	3	426	267 536	267 536	267 536	278 257	294 674	311 170
MAHLENGE SECONDARY SCHOOL	200211734	Secondary	ENHLAIZENI	37	8	3	797	494 225	494 225	494 225	511 311	541 478	571 501
TSANDZANI PRIMARY SCHOOL	20022323	Primary	ENHLAIZENI	28	5	3	857	610 323	610 323	610 323	650 370	682 742	727 312
MAKHELENI PRIMARY SCHOOL	20022973	Primary	ENHLAIZENI	31	6	3	1058	659 595	659 595	659 595	710 241	752 145	794 285
BEJUMANI PRIMARY SCHOOL	200205478	Primary	ENHLAIZENI	28	5	3	835	577 326	577 326	577 326	604 558	636 518	663 159
STOKOTILE SECONDARY SCHOOL	20021362	Secondary	ENHLAIZENI	36	8	3	1073	652 872	652 872	652 872	726 181	799 573	812 985
PHILAKALAKA PRIMARY SCHOOL	20020545	Primary	ENHLAIZENI	13	3	3	392	246 751	246 751	246 751	263 450	272 959	282 265
PHILIDLELA PRIMARY SCHOOL	200204374	Primary	ENHLAIZENI	30	5	3	1054	657 374	657 374	657 374	689 670	737 145	778 425
LETSAKUTULA PRIMARY SCHOOL	20020455	Primary	ENHLAIZENI	17	4	3	816	384 846	384 846	384 846	412 639	437 165	461 643
MATSILO PRIMARY SCHOOL	20021195	Primary	ENHLAIZENI	11	3	3	355	224 141	224 141	224 141	239 629	253 781	267 575
MASTAFHE SECONDARY SCHOOL	20021301	Secondary	ENHLAIZENI	35	8	3	1178	727 034	727 034	727 034	760 457	805 224	850 422
TRANKHE SECONDARY SCHOOL	20020267	Secondary	ENHLAIZENI	40	9	3	1405	882 403	882 403	882 403	936 425	984 858	1 039 503
SEKALILE PRIMARY SCHOOL	20020215	Primary											

School Name	Emis Number	Phase	District	Educators	Non Educators	Quintiles	Learners	Main Appropriation 2016/17	Adjusted Appropriation	Revised Estimates	2017/18	2018/19	2019/20
BUJALEM SECONDARY SCHOOL	80002307	Secondary	INKANGALA	12	3	3	335	211 580	211 520	211 520	195 728	216 453	222 235
CHILIZA SECONDARY SCHOOL	80002354	Secondary	INKANGALA	13	3	3	293	186 259	186 259	186 259	195 851	221 406	219 021
NUKANI SECONDARY SCHOOL	80002478	Secondary	INKANGALA	13	3	3	276	151 426	151 426	151 426	281 472	238 062	214 723
LEHLELE PRIMARY SCHOOL	80002365	Primary	INKANGALA	26	5	3	930	575 494	575 494	575 494	584 265	629 426	664 274
LEHLELE SECONDARY SCHOOL	80002458	Intermediate	INKANGALA	24	5	3	731	453 895	453 895	453 895	414 657	438 529	463 067
HLAKAKHE SECONDARY SCHOOL	80005223	Secondary	INKANGALA	28	5	3	774	480 170	480 170	480 170	532 555	563 976	585 550
MSIKUJA SECONDARY SCHOOL	80001971	Secondary	INKANGALA	19	4	3	607	379 125	379 125	379 125	419 891	444 595	469 562
NUKILE PRIMARY SCHOOL	80004836	Primary	INKANGALA	8	2	3	222	142 873	142 873	142 873	149 837	167 530	165 893
ELFUSHEWENI PRIMARY SCHOOL	80003653	Primary	INKANGALA	16	3	3	400	306 833	306 833	306 833	312 377	336 807	343 332
ENKUPHAYENI PRIMARY SCHOOL	80003277	Primary	INKANGALA	10	2	3	314	199 058	199 058	199 058	197 782	209 451	221 180
SOLOLOTHA PRIMARY SCHOOL	80002079	Primary	INKANGALA	14	3	3	408	311 521	311 521	311 521	336 853	339 575	354 371
UKUPHULUKE SECONDARY SCHOOL	80002482	Primary	INKANGALA	14	9	3	532	332 296	332 296	332 296	381 395	362 622	404 049
REKWELE PRIMARY SCHOOL	80001926	Primary	INKANGALA	11	3	3	352	222 305	222 305	222 305	224 821	238 295	251 418
BIKWELE SECONDARY SCHOOL	80001107	Secondary	INKANGALA	18	4	3	522	326 187	326 187	326 187	337 486	357 960	371 412
OGWALE SECONDARY SCHOOL	80002042	Combined	INKANGALA	16	4	3	471	295 022	295 022	295 022	289 198	299 715	313 335
INKAMALALA SECONDARY SCHOOL	80003868	Secondary	INKANGALA	24	5	3	763	473 448	473 448	473 448	524 186	555 115	585 148
SHISELENI PRIMARY SCHOOL	80002567	Primary	INKANGALA	6	2	3	173	112 831	112 831	112 831	134 820	142 445	152 423
NYANAMA SECONDARY SCHOOL	80001962	Secondary	INKANGALA	48	9	3	1317	811 990	811 990	811 990	885 035	926 546	955 227
IKUPHILE PRIMARY SCHOOL	80002640	Primary	INKANGALA	40	8	3	1400	862 695	862 695	862 695	887 234	939 534	962 254
IKHONBELE PRIMARY SCHOOL	80001687	Primary	INKANGALA	41	9	3	1320	813 801	813 801	813 801	858 314	936 350	959 950
MAZUO PRIMARY SCHOOL	80001520	Primary	INKANGALA	29	5	3	1020	619 458	619 458	619 458	684 491	724 576	765 429
SOFUNDA SECONDARY SCHOOL	80002182	Secondary	INKANGALA	46	9	3	1274	785 693	785 693	785 693	793 935	840 777	887 861
SOZALWA SECONDARY SCHOOL	80002228	Secondary	INKANGALA	38	8	3	922	570 804	570 804	570 804	603 751	636 244	671 874
LOLOETALING SECONDARY SCHOOL	80002950	Secondary	INKANGALA	39	6	3	1276	786 615	786 615	786 615	843 654	888 726	948 059
KWAZAMULUKE SECONDARY SCHOOL	80003859	Secondary	INKANGALA	33	6	3	1031	637 210	637 210	637 210	684 532	703 736	743 143
PHULILELA SECONDARY SCHOOL	80007165	Secondary	INKANGALA	22	4	3	850	526 810	526 810	526 810	570 536	604 207	639 335
MAZIYA PRIMARY SCHOOL	800013607	Combined	INKANGALA	27	5	3	818	507 056	507 056	507 056	533 842	555 335	585 568
BOSALISPAI PRIMARY SCHOOL	80001506	Primary	INKANGALA	3	0	3	112	75 658	75 658	75 658	103 152	108 645	117 884
TSKALALI SECONDARY SCHOOL	80002386	Secondary	INKANGALA	10	2	3	168	122 097	122 097	122 097	139 759	148 322	154 583
UPHEPETHE PRIMARY SCHOOL	80001656	Primary	INKANGALA	37	6	3	1117	689 759	689 759	689 759	743 244	789 325	834 583
ALEX BOKUNJANI SECONDARY SCHOOL	80003863	Secondary	INKANGALA	19	4	3	859	468 057	468 057	468 057	486 036	486 576	495 249
KHULISWAZI PRIMARY SCHOOL	80003390	Primary	INKANGALA	26	5	3	1430	881 076	881 076	881 076	1 082 251	1 192 220	1 210 408
KHAYATHU PRIMARY SCHOOL	800011674	Combined	INKANGALA	6	2	3	326	249 103	249 103	249 103	151 618	159 928	168 884
MAHYATHU PRIMARY SCHOOL	80001286	Primary	INKANGALA	28	5	3	828	513 167	513 167	513 167	539 855	571 508	603 514
AIDRIES MASHILE PRIMARY SCHOOL	80003273	Primary	INKANGALA	12	3	3	451	282 802	282 802	282 802	304 754	322 745	340 819
BUHLEBUZU PRIMARY SCHOOL	80001175	Intermediate	INKANGALA	25	5	3	766	475 252	475 252	475 252	495 212	524 434	553 802
USHLEBETHU SECONDARY SCHOOL	80004063	Combined	INKANGALA	24	5	3	920	565 263	565 263	565 263	610 247	652 306	689 152
MASUKU PRIMARY SCHOOL	80001300	Primary	INKANGALA	6	2	3	190	123 318	123 318	123 318	142 895	151 321	159 793
SOQKHALEKWA SECONDARY SCHOOL	80002253	Secondary	INKANGALA	13	3	3	414	260 194	260 194	260 194	270 531	286 492	302 535
ELUNGANI PRIMARY SCHOOL	80001060	Primary	INKANGALA	11	9	3	376	236 573	236 573	236 573	251 217	268 035	281 037
SOBANTU SECONDARY SCHOOL	80002189	Secondary	INKANGALA	22	4	3	566	373 238	373 238	373 238	392 236	415 346	438 907
URUWEZI PRIMARY SCHOOL	80002413	Primary	INKANGALA	33	6	3	1117	686 759	686 759	686 759	748 888	783 052	837 463
KHAYALALI SECONDARY SCHOOL	80007058	Secondary	INKANGALA	30	9	3	1158	714 811	714 811	714 811	763 032	838 051	893 302
SHIFULU SECONDARY SCHOOL	80001161	Secondary	INKANGALA	16	4	3	561	360 017	360 017	360 017	322 627	346 287	369 847
BELEST PRIMARY SCHOOL	80002066	Primary	INKANGALA	18	4	3	497	379 125	379 125	379 125	417 215	441 697	469 095
BUJETAZU PRIMARY SCHOOL	80002915	Primary	INKANGALA	31	6	3	1001	619 878	619 878	619 878	679 697	718 746	759 989
BUJETAZU SECONDARY SCHOOL	80006189	Secondary	INKANGALA	18	4	3	453	284 025	284 025	284 025	275 437	292 560	309 127
EBHULUWEI PRIMARY SCHOOL	80003073	Primary	INKANGALA	20	4	3	603	411 733	411 733	411 733	409 875	432 267	457 245
MPHEQHELE PRIMARY SCHOOL	80001602	Primary	INKANGALA	21	4	3	653	406 233	406 233	406 233	457 075	494 337	511 143
SIKHULU SECONDARY SCHOOL	800021048	Secondary	INKANGALA	26	5	3	720	447 173	447 173	447 173	376 039	398 287	420 581

PROVINCIAL NOTICE 47 OF 2017**MPUMALANGA DEPARTMENT OF FINANCE**

In accordance with section 30(2)(a)(ii) of the Division of Revenue Bill, 2017. I hereby give notice of the budget of each hospital for the 2017/18 Medium Term Expenditure Framework (MTEF) as set out in the attached schedule.



HON. SE KHOLWANE, MPL

MEC: FINANCE, ECONOMIC DEVELOPMENT AND TOURISM

MPUMALANGA PROVINCIAL GOVERNMENT

PROVINCIAL HOSPITALS ALLOCATIONS - 2017/18

Year : 2017/18
 Type : Mpumalanga Hospitals
 Summary

	2013/14	2014/15	2015/16	2016/17	2016/17	2016/17	2017/18	2018/19	2019/20
		Audited		Main Budget	Adjusted Budget	Revised Estimates	Medium-term estimates		
R thousand									
Receipts									
Transfer receipts from national	3 853 005	4 315 435	4 785 380	5 000 957	4 994 984	4 994 984	5 270 159	5 591 362	5 912 049
Equitable share	3 772 269	4 221 602	4 697 830	4 897 360	4 880 533	4 880 533	5 160 056	5 474 596	5 789 100
Conditional grants	80 736	93 833	87 550	103 597	114 451	114 451	110 103	116 766	122 949
<i>Comprehensive HIV and Aids Grant</i>	-	-	-	-	-	-	-	-	-
<i>Forensic Pathology Services Grant</i>	-	-	-	-	-	-	-	-	-
<i>Health Infrastructure Grant</i>	-	-	-	-	-	-	-	-	-
<i>Health Professions Training and Development Grant</i>	-	-	-	-	-	-	-	-	-
<i>Hospital Revitalisation Grant</i>	-	-	-	-	-	-	-	-	-
<i>National Health Insurance Grant</i>	-	-	-	-	-	-	-	-	-
<i>National Tertiary Services Grant</i>	80 736	93 833	87 550	103 597	114 451	114 451	110 103	116 766	122 949
<i>Nursing Colleges Grant</i>	-	-	-	-	-	-	-	-	-
Funds from Provincial Own Revenue	-	-	-	-	-	-	-	-	-
Total receipts	3 853 005	4 315 435	4 785 380	5 000 957	4 994 984	4 994 984	5 270 159	5 591 362	5 912 049
Payments									
Current payments	3 822 389	4 281 355	4 747 264	4 980 227	4 963 470	4 963 470	5 249 551	5 569 543	5 889 001
Compensation of employees	2 975 858	3 189 772	3 597 836	3 864 935	3 895 535	3 895 535	4 216 074	4 475 089	4 733 261
Goods and services	846 512	1 091 523	1 149 090	1 115 292	1 067 935	1 067 935	1 033 477	1 094 454	1 155 740
of which									
<i>Consultants and professional services</i>	90 352	148 934	146 634	143 077	140 938	140 938	130 169	137 852	145 572
<i>Maintenance and Minor repairs</i>	15 498	93 708	25 961	23 282	20 506	20 506	17 781	18 829	19 884
<i>Medical services</i>	109 413	-	43 164	10 903	4 413	4 413	19 837	21 008	22 182
<i>Medical supplies</i>	179 107	276 732	297 683	301 332	290 578	290 578	277 623	294 002	310 464
<i>Medicine</i>	178 530	233 483	281 318	268 708	231 050	231 050	225 301	238 594	251 955
<i>Other</i>	273 612	338 666	354 330	367 990	380 448	380 448	362 766	384 169	405 683
Interest and rent on land	19	60	338	-	-	-	-	-	-
Transfers and subsidies to:	12 350	15 720	11 217	3 348	3 348	3 348	3 818	4 038	4 270
Municipalities	164	279	2	1	1	1	-	-	-
Departmental agencies and accounts	172	219	223	232	232	232	245	258	273
Universities and Technikon	-	-	-	-	-	-	-	-	-
Foreign governments and international organisation	-	-	-	-	-	-	-	-	-
Public corporations and private enterprises	-	-	-	-	-	-	-	-	-
Non-profit institutions	-	-	-	-	-	-	-	-	-
Households	11 994	15 222	10 992	3 115	3 115	3 115	3 573	3 780	3 997
Payments for capital assets	18 266	18 360	26 899	17 382	28 166	28 166	16 790	17 781	18 778
Buildings and other fixed structures	925	-	-	-	-	-	-	-	-
Machinery and equipment	17 341	18 360	26 899	17 382	28 166	28 166	16 790	17 781	18 778
Heritage assets	-	-	-	-	-	-	-	-	-
Specialised military assets	-	-	-	-	-	-	-	-	-
Biological assets	-	-	-	-	-	-	-	-	-
Land and subsoil assets	-	-	-	-	-	-	-	-	-
Software and other intangible assets	-	-	-	-	-	-	-	-	-
Payments for financial assets	-	-	-	-	-	-	-	-	-
Unallocated contingency reserve	-	-	-	-	-	-	-	-	-
Total payments	3 853 005	4 315 435	4 785 380	5 000 957	4 994 984	4 994 984	5 270 159	5 591 362	5 912 049
Surplus/(deficit) before financing	-	-	-	-	-	-	-	-	-
Financing									
Roll-overs	-	-	-	-	-	-	-	-	-
<i>Other (Specify)</i>	-	-	-	-	-	-	-	-	-
Surplus/(deficit) after financing	-	-	-	-	-	-	-	-	-

Mpumalanga Hospitals - Summary of Personnel Numbers and Costs

	As at 31 March 2014	As at 31 March 2015	As at 31 March 2016	As at 31 March 2017	As at 31 March 2018	As at 31 March 2019	As at 31 March 2020
Personnel numbers							
Professionals							
Medical Practitioners	562	542	654	658	668	661	675
Medical Specialists	50	47	69	69	71	74	79
Total Doctors	612	589	723	727	739	735	754
Professional Nurses	2 217	2 478	2 650	2 662	2 665	2 712	2 755
Nursing assistants and pupil nurses	2 002	1 933	2 105	2 116	2 126	2 146	2 287
Student nurses	18	43	38	37	37	37	-
Total Nurses	4 237	4 454	4 793	4 815	4 848	4 895	5 042
Ambulance personnel	22	54	-	-	-	-	-
Dentists, dental therapy, oral hygiene	90	104	136	138	142	132	146
Dieticians	54	60	105	105	107	101	113
Environmental health	46	39	16	16	16	16	16
Health sciences and medical technicians	70	51	58	60	60	62	63
Occupational therapists	56	58	73	73	74	75	76
Optometrists	3	3	8	8	8	8	8
Pharmacy assistants	35	58	75	76	76	77	78
Pharmacists	115	137	282	284	286	290	295
Physiotherapists	44	65	76	76	77	77	75
Psychologists	14	16	27	27	27	28	28
Radiographers	53	70	93	93	95	97	92
Speech and hearing therapists	32	44	52	52	53	53	50
Total Other Health Professionals	634	759	1 001	1 008	1 021	1 016	1 040
Administrative	4 958	5 100	4 982	4 997	5 038	5 086	4 891
Admin Levels: 10 - <	4 927	5 068	4 954	4 968	5 009	5 056	4 855
Admin Levels: 11 - 12	27	27	23	24	24	25	33
Admin Levels: 13 - >	4	5	5	5	5	5	3
Total Hospital Personnel	10 441	10 902	11 499	11 547	11 648	11 732	11 727
Total personnel cost (R thousand)	2 975 858	3 189 772	3 597 836	3 864 935	3 895 535	3 895 535	4 216 074
Unit cost (R thousand)	285	293	313	335	334	332	360

PROVINCIAL HOSPITALS ALLOCATIONS - 2017/18

Year : 2017/18
 Type : Tertiary Hospitals
 Summary

	2013/14	2014/15	2015/16	2016/17	2017/18	2018/19	2019/20
	Audited			Adjusted Budget	Revised Estimates	Medium-term estimates	
R thousand							
Receipts							
Transfer receipts from national	812 421	943 975	991 760	1 039 902	1 072 127	1 072 127	1 100 997
Equitable share	731 685	850 142	904 210	936 305	957 676	957 676	990 894
Conditional grants	80 736	93 833	87 550	103 597	114 451	114 451	110 103
Comprehensive HIV and Aids Grant	-	-	-	-	-	-	-
Forensic Pathology Services Grant	-	-	-	-	-	-	-
Health Infrastructure Grant	-	-	-	-	-	-	-
Health Professions Training and Development Grant	-	-	-	-	-	-	-
Hospital Revitalisation Grant	-	-	-	-	-	-	-
National Health Insurance Grant	-	-	-	-	-	-	-
National Tertiary Services Grant	80 736	93 833	87 550	103 597	114 451	114 451	110 103
Nursing Colleges Grant	-	-	-	-	-	-	-
Funds from Provincial Own Revenue	-	-	-	-	-	-	-
Total receipts	812 421	943 975	991 760	1 039 902	1 072 127	1 072 127	1 100 997
Payments							
Current payments	803 935	931 235	984 740	1 026 517	1 046 863	1 046 863	1 083 943
Compensation of employees	594 810	638 398	674 805	723 490	753 490	753 490	789 605
Goods and services	209 125	292 837	309 917	303 027	293 373	293 373	294 338
of which							
Consultants and professional services	26 415	48 039	45 234	37 773	35 630	35 630	35 884
Maintenance and Minor repairs	4 358	8 883	8 104	6 702	6 798	6 798	9 016
Medical services	6 300	-	27 883	8 893	4 393	4 393	19 260
Medical supplies	66 333	100 919	105 467	113 394	105 096	105 096	95 445
Medicine	42 680	49 116	51 439	49 950	43 057	43 057	53 517
Other	63 039	85 880	71 790	86 315	98 399	98 399	81 216
Interest and rent on land	-	-	18	-	-	-	-
Transfers and subsidies to:	1 597	4 581	1 892	1 030	1 030	1 030	1 081
Municipalities	25	29	-	1	1	1	-
Departmental agencies and accounts	-	11	80	41	41	41	44
Universities and Technikon	-	-	-	-	-	-	-
Foreign governments and international organisation	-	-	-	-	-	-	-
Public corporations and private enterprises	-	-	-	-	-	-	-
Non-profit institutions	-	-	-	-	-	-	-
Households	1 572	4 541	1 812	988	988	988	1 037
Payments for capital assets	6 889	8 159	5 128	12 355	24 234	24 234	15 973
Buildings and other fixed structures	-	-	-	-	-	-	-
Machinery and equipment	6 889	8 159	5 128	12 355	24 234	24 234	15 973
Heritage assets	-	-	-	-	-	-	-
Specialised military assets	-	-	-	-	-	-	-
Biological assets	-	-	-	-	-	-	-
Land and subsoil assets	-	-	-	-	-	-	-
Software and other intangible assets	-	-	-	-	-	-	-
Payments for financial assets	-	-	-	-	-	-	-
Unallocated contingency reserve	-	-	-	-	-	-	-
Total payments	812 421	943 975	991 760	1 039 902	1 072 127	1 072 127	1 100 997
Surplus/(deficit) before financing	-	-	-	-	-	-	-
Financing							
Roll-overs	-	-	-	-	-	-	-
Other (Specify)	-	-	-	-	-	-	-
Surplus/(deficit) after financing	-	-	-	-	-	-	-

Tertiary Hospitals - Summary of Personnel Numbers and Costs

	As at 31 March 2014	As at 31 March 2015	As at 31 March 2016	As at 31 March 2017	As at 31 March 2018	As at 31 March 2019	As at 31 March 2020
Personnel numbers							
Professionals							
Medical Practitioners	160	170	228	230	232	234	239
Medical Specialists	23	23	38	38	39	39	41
Total Doctors	183	193	266	268	271	273	280
Professional Nurses	378	421	459	462	465	472	479
Nursing assistants and pupil nurses	432	330	429	433	436	439	446
Student nurses	-	-	1	-	-	-	-
Total Nurses	810	751	889	895	901	911	925
Ambulance personnel	-	-	-	-	-	-	-
Dentists, dental therapy, oral hygiene	10	12	24	26	26	28	31
Dieticians	9	11	15	15	17	19	22
Environmental health	2	1	1	1	1	1	1
Health sciences and medical technicians	43	23	7	9	9	11	12
Occupational therapists	14	12	12	12	13	14	15
Optometrists	-	1	-	-	-	-	-
Pharmacy assistants	-	8	3	4	4	5	5
Pharmacists	27	32	43	45	45	47	47
Physiotherapists	11	14	13	13	14	14	14
Psychologists	6	6	8	8	8	9	9
Radiographers	12	16	20	20	22	24	25
Speech and hearing therapists	12	17	15	15	16	16	18
Total Other Health Professionals	146	153	161	168	175	188	199
Administrative	679	703	702	709	719	729	453
Admin Levels: 10 - <	675	699	697	704	714	724	450
Admin Levels: 11 - 12	3	3	3	3	3	3	2
Admin Levels: 13 - >	1	1	2	2	2	2	1
Total Hospital Personnel	1 818	1 800	2 018	2 040	2 066	2 101	1 857
Total personnel cost (R thousand)	594 810	638 398	674 805	723 490	753 490	753 490	789 605
Unit cost (R thousand)	327	355	334	355	365	359	425

PROVINCIAL HOSPITALS ALLOCATIONS - 2017/18

Year : 2017/18
 Hospital name : Rob Ferreira
 Type : Tertiary Hospital

	2013/14	2014/15	2015/16	2016/17	2017/18	2018/19	2019/20
	Audited			Adjusted Budget	Revised Estimates	Medium-term estimates	
R thousand							
Receipts							
Transfer receipts from national	444 196	526 930	542 547	569 289	582 031	582 031	599 667
Equitable share	402 211	478 178	496 384	517 491	525 211	525 211	543 903
Conditional grants	41 985	48 752	46 163	51 798	56 820	56 820	55 764
Comprehensive HIV and Aids Grant	-	-	-	-	-	-	-
Forensic Pathology Services Grant	-	-	-	-	-	-	-
Health Infrastructure Grant	-	-	-	-	-	-	-
Health Professions Training and Development Grant	-	-	-	-	-	-	-
Hospital Revitalisation Grant	-	-	-	-	-	-	-
National Health Insurance Grant	-	-	-	-	-	-	-
National Tertiary Services Grant	41 985	48 752	46 163	51 798	56 820	56 820	55 764
Nursing Colleges Grant	-	-	-	-	-	-	-
Funds from Provincial Own Revenue	-	-	-	-	-	-	-
Total receipts	444 196	526 930	542 547	569 289	582 031	582 031	599 667
Payments							
Current payments	440 580	522 885	540 015	563 629	571 349	571 349	592 141
Compensation of employees	328 374	361 855	378 133	406 204	421 204	421 204	441 407
Goods and services	112 206	161 030	161 868	157 425	150 145	150 145	150 734
of which							
Consultants and professional services	15 554	28 762	28 063	21 468	20 468	20 468	19 823
Maintenance and Minor repairs	2 645	7 089	6 075	5 058	5 104	5 104	6 407
Medical services	6 300	6 056	4 500	-	-	-	9 437
Medical supplies	38 651	56 172	54 401	53 581	48 349	48 349	45 308
Medicine	19 560	25 541	28 585	27 031	23 301	23 301	27 029
Other	29 496	43 466	38 688	45 787	52 923	52 923	42 730
Interest and rent on land	-	-	14	-	-	-	-
Transfers and subsidies to:	1 025	1 535	1 058	481	481	481	486
Municipalities	14	15	-	-	-	-	-
Departmental agencies and accounts	-	-	40	41	41	41	22
Universities and Technikon	-	-	-	-	-	-	23
Foreign governments and international organisation	-	-	-	-	-	-	-
Public corporations and private enterprises	-	-	-	-	-	-	-
Non-profit institutions	-	-	-	-	-	-	-
Households	1 011	1 520	1 018	440	440	440	464
Payments for capital assets	2 591	2 510	1 474	5 179	10 201	10 201	7 040
Buildings and other fixed structures	-	-	-	-	-	-	-
Machinery and equipment	2 591	2 510	1 474	5 179	10 201	10 201	7 040
Heritage assets	-	-	-	-	-	-	-
Specialised military assets	-	-	-	-	-	-	-
Biological assets	-	-	-	-	-	-	-
Land and subsoil assets	-	-	-	-	-	-	-
Software and other intangible assets	-	-	-	-	-	-	-
Payments for financial assets	-	-	-	-	-	-	-
Unallocated contingency reserve	-	-	-	-	-	-	-
Total payments	486 181	526 930	542 547	569 289	582 031	582 031	599 667
Surplus/(deficit) before financing	-41 985	-	-	-	-	-	-
Financing							
Roll-overs	-	-	-	-	-	-	-
Other (Specify)	-	-	-	-	-	-	-
Surplus/(deficit) after financing	-41 985	-	-	-	-	-	-

Rob Ferreira - Summary of Personnel Numbers and Costs

	As at 31 March 2014	As at 31 March 2015	As at 31 March 2016	As at 31 March 2017	As at 31 March 2018	As at 31 March 2019	As at 31 March 2020
Personnel numbers							
Professionals							
Medical Practitioners	76	76	135	137	139	141	145
Medical Specialists	9	9	10	10	11	11	12
Total Doctors	85	85	145	147	150	152	157
Professional Nurses	232	232	257	260	263	270	275
Nursing assistants and pupil nurses	211	211	261	265	268	271	277
Student nurses	-	-	1	-	-	-	-
Total Nurses	443	443	519	525	531	541	552
Ambulance personnel	-	-	-	-	-	-	-
Dentists, dental therapy, oral hygiene	-	-	13	15	15	17	19
Dieticians	5	5	8	8	10	12	14
Environmental health	-	-	-	-	-	-	-
Health sciences and medical technicians	23	23	7	9	9	11	12
Occupational therapists	9	9	9	9	10	11	12
Optometrists	-	-	-	-	-	-	-
Pharmacy assistants	-	-	1	2	2	3	3
Pharmacists	14	14	19	21	21	23	23
Physiotherapists	6	6	4	4	5	5	5
Psychologists	3	3	4	4	4	5	5
Radiographers	9	9	9	9	11	13	13
Speech and hearing therapists	4	4	8	8	9	9	9
Total Other Health Professionals	73	73	82	89	96	109	115
Administrative	338	338	416	423	433	443	453
Admin Levels: 10 - <	335	335	413	420	430	440	450
Admin Levels: 11 - 12	2	2	2	2	2	2	2
Admin Levels: 13 - >	1	1	1	1	1	1	1
Total Hospital Personnel	939	939	1 162	1 184	1 210	1 245	1 277
Total personnel cost (R thousand)	328 374	361 855	378 133	406 204	421 204	421 204	441 407
Unit cost (R thousand)	350	385	325	343	348	338	346

PROVINCIAL HOSPITALS ALLOCATIONS - 2017/18

Year : 2017/18
 Hospital name : Witbank
 Type : Tertiary Hospital

	2013/14	2014/15	2015/16	2016/17	2016/17	2016/17	2017/18	2018/19	2019/20
R thousand	Audited			Main Budget	Adjusted Budget	Revised Estimates	Medium-term estimates		
Receipts									
Transfer receipts from national	368 225	417 045	449 213	470 613	490 096	490 096	501 330	535 435	565 418
Equitable share	329 474	371 964	407 826	418 814	432 465	432 465	446 991	477 890	504 651
Conditional grants	38 751	45 081	41 387	51 799	57 631	57 631	54 339	57 545	60 767
Comprehensive HIV and Aids Grant	-	-	-	-	-	-	-	-	-
Forensic Pathology Services Grant	-	-	-	-	-	-	-	-	-
Health Infrastructure Grant	-	-	-	-	-	-	-	-	-
Health Professions Training and Development G	-	-	-	-	-	-	-	-	-
Hospital Revitalisation Grant	-	-	-	-	-	-	-	-	-
National Health Insurance Grant	-	-	-	-	-	-	-	-	-
National Tertiary Services Grant	38 751	45 081	41 387	51 799	57 631	57 631	54 339	57 545	60 767
Nursing Colleges Grant	-	-	-	-	-	-	-	-	-
Funds from Provincial Own Revenue									
Total receipts	368 225	417 045	449 213	470 613	490 096	490 096	501 330	535 435	565 418
Payments									
Current payments	363 355	408 350	444 725	462 888	475 514	475 514	491 802	525 345	554 762
Compensation of employees	266 436	276 543	296 672	317 286	332 286	332 286	348 198	373 268	394 171
Goods and services	96 919	131 807	148 049	145 602	143 228	143 228	143 604	152 077	160 591
of which									
Consultants and professional services	10 861	19 277	17 171	16 305	15 162	15 162	16 061	17 009	17 961
Maintenance and Minor repairs	1 713	1 794	2 029	1 644	1 694	1 694	2 609	2 763	2 919
Medical services	-	-	21 827	4 393	4 393	4 393	9 823	10 403	10 985
Medical supplies	27 682	44 747	51 066	59 813	56 747	56 747	50 137	53 095	56 068
Medicine	23 120	23 575	22 854	22 919	19 756	19 756	26 488	28 051	29 622
Other	33 543	42 414	33 102	40 528	45 476	45 476	38 486	40 756	43 037
Interest and rent on land	-	-	4	-	-	-	-	-	-
Transfers and subsidies to:	572	3 046	834	549	549	549	595	630	666
Municipalities	11	14	-	1	1	1	-	-	-
Departmental agencies and accounts	-	11	40	-	-	-	22	23	25
Universities and Technikon	-	-	-	-	-	-	-	-	-
Foreign governments and international organisation	-	-	-	-	-	-	-	-	-
Public corporations and private enterprises	-	-	-	-	-	-	-	-	-
Non-profit institutions	-	-	-	-	-	-	-	-	-
Households	561	3 021	794	548	548	548	573	607	641
Payments for capital assets	4 298	5 649	3 654	7 176	14 033	14 033	8 933	9 460	9 990
Buildings and other fixed structures	-	-	-	-	-	-	-	-	-
Machinery and equipment	4 298	5 649	3 654	7 176	14 033	14 033	8 933	9 460	9 990
Heritage assets	-	-	-	-	-	-	-	-	-
Specialised military assets	-	-	-	-	-	-	-	-	-
Biological assets	-	-	-	-	-	-	-	-	-
Land and subsoil assets	-	-	-	-	-	-	-	-	-
Software and other intangible assets	-	-	-	-	-	-	-	-	-
Payments for financial assets	-	-	-	-	-	-	-	-	-
Unallocated contingency reserve	-	-	-	-	-	-	-	-	-
Total payments	406 976	417 045	449 213	470 613	490 096	490 096	501 330	535 435	565 418
Surplus/(deficit) before financing	-38 751	-	-	-	-	-	-	-	-
Financing									
Roll-overs	-	-	-	-	-	-	-	-	-
Other (Specify)	-	-	-	-	-	-	-	-	-
Surplus/(deficit) after financing	-38 751	-	-	-	-	-	-	-	-

Witbank - Summary of Personnel Numbers and Costs

	As at 31 March 2014	As at 31 March 2015	As at 31 March 2016	As at 31 March 2017	As at 31 March 2018	As at 31 March 2019	As at 31 March 2020
Personnel numbers							
Professionals							
Medical Practitioners	84	94	93	93	93	93	94
Medical Specialists	14	14	28	28	28	28	29
Total Doctors	98	108	121	121	121	121	123
Professional Nurses	146	189	202	202	202	202	204
Nursing assistants and pupil nurses	221	119	168	168	168	168	169
Student nurses	-	-	-	-	-	-	-
Total Nurses	367	308	370	370	370	370	373
Ambulance personnel	-	-	-	-	-	-	-
Dentists, dental therapy, oral hygiene	10	12	11	11	11	11	12
Dieticians	4	6	7	7	7	7	8
Environmental health	2	1	1	1	1	1	1
Health sciences and medical technicians	20	-	-	-	-	-	-
Occupational therapists	5	3	3	3	3	3	3
Optometrists	-	1	-	-	-	-	2
Pharmacy assistants	-	8	2	2	2	2	2
Pharmacists	13	18	24	24	24	24	24
Physiotherapists	5	8	9	9	9	9	9
Psychologists	3	3	4	4	4	4	4
Radiographers	3	7	11	11	11	11	12
Speech and hearing therapists	8	13	7	7	7	7	9
Total Other Health Professionals	73	80	79	79	79	79	84
Administrative	341	365	286	286	286	286	-
Admin Levels: 10 - <	340	364	284	284	284	284	-
Admin Levels: 11 - 12	1	-	1	1	1	1	-
Admin Levels: 13 - >	-	-	1	1	1	1	-
Total Hospital Personnel	879	861	856	856	856	856	580
Total personnel cost (R thousand)	266 436	276 543	296 672	317 286	332 286	332 286	348 198
Unit cost (R thousand)	303	321	347	371	388	388	600

PROVINCIAL HOSPITALS ALLOCATIONS - 2017/18

Year : 2017/18
Type : General Hospitals
Summary

	2013/14	2014/15	2015/16	2016/17	2016/17	2016/17	2017/18	2018/19	2019/20
R thousand		Audited		Main Budget	Adjusted Budget	Revised Estimates	Medium-term estimates		
Receipts									
Transfer receipts from national	768 370	830 776	910 636	955 304	951 197	951 197	1 057 538	1 119 933	1 182 649
Equitable share	768 370	830 776	910 636	955 304	951 197	951 197	1 057 538	1 119 933	1 182 649
Conditional grants	-	-	-	-	-	-	-	-	-
Comprehensive HIV and Aids Grant	-	-	-	-	-	-	-	-	-
Forensic Pathology Services Grant	-	-	-	-	-	-	-	-	-
Health Infrastructure Grant	-	-	-	-	-	-	-	-	-
Health Professions Training and Development G	-	-	-	-	-	-	-	-	-
Hospital Revitalisation Grant	-	-	-	-	-	-	-	-	-
National Health Insurance Grant	-	-	-	-	-	-	-	-	-
National Tertiary Services Grant	-	-	-	-	-	-	-	-	-
Nursing Colleges Grant	-	-	-	-	-	-	-	-	-
Funds from Provincial Own Revenue	-	-	-	-	-	-	-	-	-
Total receipts	768 370	830 776	910 636	955 304	951 197	951 197	1 057 538	1 119 933	1 182 649
Payments									
Current payments	762 264	822 993	901 978	952 869	948 772	948 772	1 057 014	1 119 378	1 182 062
Compensation of employees	626 257	651 727	701 287	758 141	758 141	758 141	880 355	932 297	984 505
Goods and services	136 007	171 265	200 553	194 728	190 631	190 631	176 659	187 081	197 557
of which									
Consultants and professional services	18 507	27 525	30 202	34 358	34 358	34 358	24 049	25 468	26 894
Maintenance and Minor repairs	2 153	2 225	4 845	4 100	4 090	4 090	1 583	1 676	1 770
Medical services	-	-	-	-	-	-	114	121	127
Medical supplies	36 114	46 959	61 508	62 661	61 655	61 655	54 266	57 468	60 686
Medicine	28 413	34 334	44 301	38 711	33 395	33 395	35 698	38 015	40 144
Other	50 820	60 222	59 697	54 896	57 133	57 133	60 749	64 333	67 936
Interest and rent on land	-	1	138	-	-	-	-	-	-
Transfers and subsidies to:	2 933	3 820	2 412	500	500	500	524	555	587
Municipalities	25	43	1	-	-	-	-	-	-
Departmental agencies and accounts	13	29	24	63	63	63	67	71	75
Universities and Technikon	-	-	-	-	-	-	-	-	-
Foreign governments and international organisation	-	-	-	-	-	-	-	-	-
Public corporations and private enterprises	-	-	-	-	-	-	-	-	-
Non-profit institutions	-	-	-	-	-	-	-	-	-
Households	2 895	3 748	2 387	437	437	437	457	484	512
Payments for capital assets	3 173	3 963	6 246	1 935	1 925	1 925	-	-	-
Buildings and other fixed structures	-	-	-	-	-	-	-	-	-
Machinery and equipment	3 173	3 963	6 246	1 935	1 925	1 925	-	-	-
Heritage assets	-	-	-	-	-	-	-	-	-
Specialised military assets	-	-	-	-	-	-	-	-	-
Biological assets	-	-	-	-	-	-	-	-	-
Land and subsoil assets	-	-	-	-	-	-	-	-	-
Software and other intangible assets	-	-	-	-	-	-	-	-	-
Payments for financial assets	-	-	-	-	-	-	-	-	-
Unallocated contingency reserve	-	-	-	-	-	-	-	-	-
Total payments	768 370	830 776	910 636	955 304	951 197	951 197	1 057 538	1 119 933	1 182 649
Surplus/(deficit) before financing	-	-	-	-	-	-	-	-	-
Financing									
Roll-overs	-	-	-	-	-	-	-	-	-
Other (Specify)	-	-	-	-	-	-	-	-	-
Surplus/(deficit) after financing	-	-	-	-	-	-	-	-	-

General Hospitals - Summary of Personnel Numbers and Costs

	As at 31 March 2014	As at 31 March 2015	As at 31 March 2016	As at 31 March 2017	As at 31 March 2018	As at 31 March 2019	As at 31 March 2020
Personnel numbers							
Professionals							
Medical Practitioners	154	141	127	127	127	129	136
Medical Specialists	17	16	18	18	18	20	22
Total Doctors	171	157	145	145	145	149	158
Professional Nurses	684	711	520	520	520	529	536
Nursing assistants and pupil nurses	400	435	413	413	413	417	424
Student nurses	4	4	-	-	-	-	-
Total Nurses	1 088	1 150	933	933	933	946	960
Ambulance personnel	10	13	-	-	-	-	-
Dentists, dental therapy, oral hygiene	18	18	23	23	23	14	25
Dietitians	9	9	22	22	22	13	23
Environmental health	18	17	2	2	2	2	2
Health sciences and medical technicians	12	12	36	36	36	36	36
Occupational therapists	17	15	19	19	19	19	19
Optometrists	-	-	1	1	1	1	1
Pharmacy assistants	-	-	18	18	18	18	19
Pharmacists	20	24	54	54	54	54	56
Physiotherapists	9	17	13	13	13	13	14
Psychologists	-	1	5	5	5	5	5
Radiographers	11	11	14	14	14	14	8
Speech and hearing therapists	12	14	11	11	11	11	6
Total Other Health Professionals	136	151	218	218	218	200	214
Administrative	913	947	744	744	744	744	752
Admin Levels: 10 - <	907	941	736	736	736	736	745
Admin Levels: 11 - 12	3	3	6	6	6	6	6
Admin Levels: 13 - >	3	3	2	2	2	2	1
Total Hospital Personnel	2 308	2 405	2 040	2 040	2 040	2 039	2 084
Total personnel cost(R thousand)	626 257	651 727	701 287	758 141	758 141	758 141	880 355
Unit cost (R thousand)	271	271	344	372	372	372	422

PROVINCIAL HOSPITALS ALLOCATIONS - 2017/18

Year : 2017/18
 Hospital name : Ermelo
 Type : General Hospital

	2013/14	2014/15	2015/16	2016/17	2017/18	2018/19	2019/20
	Audited			Main Budget	Adjusted Budget	Revised Estimates	Medium-term estimates
R thousand							
Receipts							
Transfer receipts from national	187 967	196 826	218 740	234 137	234 170	234 170	254 645
Equitable share	187 967	196 826	218 740	234 137	234 170	234 170	254 645
Conditional grants							
Comprehensive HIV and Aids Grant	-	-	-	-	-	-	-
Forensic Pathology Services Grant	-	-	-	-	-	-	-
Health Infrastructure Grant	-	-	-	-	-	-	-
Health Professions Training and Development G	-	-	-	-	-	-	-
Hospital Revitalisation Grant	-	-	-	-	-	-	-
National Health Insurance Grant	-	-	-	-	-	-	-
National Tertiary Services Grant	-	-	-	-	-	-	-
Nursing Colleges Grant	-	-	-	-	-	-	-
Funds from Provincial Own Revenue							
Total receipts	187 967	196 826	218 740	234 137	234 170	234 170	254 645
Payments							
Current payments	187 298	195 798	217 820	233 327	233 460	233 460	254 495
Compensation of employees	152 918	153 558	173 530	183 707	183 707	183 707	208 501
Goods and services	34 380	42 239	44 290	49 620	49 753	49 753	45 994
of which							
Consultants and professional services	3 345	5 465	5 367	6 061	6 061	6 061	5 048
Maintenance and Minor repairs	853	870	1 150	1 500	1 490	1 490	1 091
Medical services	-	-	-	-	-	-	-
Medical supplies	9 031	9 883	13 581	17 627	18 492	18 492	12 545
Medicine	5 761	7 584	9 120	8 453	7 286	7 286	10 093
Other	15 390	18 437	15 072	15 979	16 424	16 424	17 217
Interest and rent on land	-	1	-	-	-	-	-
Transfers and subsidies to:	562	137	159	165	165	165	150
Municipalities	-	14	-	-	-	-	-
Departmental agencies and accounts	-	15	12	21	21	21	-
Universities and Technikon	-	-	-	-	-	-	-
Foreign governments and international organisation	-	-	-	-	-	-	-
Public corporations and private enterprises	-	-	-	-	-	-	-
Non-profit institutions	-	-	-	-	-	-	-
Households	562	108	147	144	144	144	150
Payments for capital assets	107	891	761	645	545	545	-
Buildings and other fixed structures	-	-	-	-	-	-	-
Machinery and equipment	107	891	761	645	545	545	-
Heritage assets	-	-	-	-	-	-	-
Specialised military assets	-	-	-	-	-	-	-
Biological assets	-	-	-	-	-	-	-
Land and subsoil assets	-	-	-	-	-	-	-
Software and other intangible assets	-	-	-	-	-	-	-
Payments for financial assets	-	-	-	-	-	-	-
Unallocated contingency reserve	-	-	-	-	-	-	-
Total payments	187 967	196 826	218 740	234 137	234 170	234 170	254 645
Surplus/(deficit) before financing	-	-	-	-	-	-	-
Financing							
Roll-overs	-	-	-	-	-	-	-
Other (Specify)	-	-	-	-	-	-	-
Surplus/(deficit) after financing	-	-	-	-	-	-	-

Ermelo - Summary of Personnel Numbers and Costs

	As at 31 March 2014	As at 31 March 2015	As at 31 March 2016	As at 31 March 2017	As at 31 March 2018	As at 31 March 2019	As at 31 March 2020
Personnel numbers							
Professionals							
Medical Practitioners	40	15	22	22	22	22	22
Medical Specialists	4	3	3	3	3	3	3
Total Doctors	44	18	25	25	25	25	25
Professional Nurses	240	220	125	125	125	125	125
Nursing assistants and pupil nurses	27	25	116	116	116	116	116
Student nurses	-	-	-	-	-	-	-
Total Nurses	267	245	241	241	241	241	241
Ambulance personnel	-	-	-	-	-	-	-
Dentists, dental therapy, oral hygiene	5	5	9	9	9	9	9
Dieticians	3	3	6	6	6	6	6
Environmental health	1	1	1	1	1	1	1
Health sciences and medical technicians	6	6	3	3	3	3	3
Occupational therapists	7	7	5	5	5	5	5
Optometrists	-	-	-	-	-	-	-
Pharmacy assistants	-	-	5	5	5	5	5
Pharmacists	10	11	24	24	24	24	24
Physiotherapists	3	3	2	2	2	2	2
Psychologists	-	-	3	3	3	3	3
Radiographers	5	5	3	3	3	3	3
Speech and hearing therapists	6	6	3	3	3	3	3
Total Other Health Professionals	46	47	64	64	64	64	64
Administrative	231	245	201	201	201	201	201
Admin Levels: 10 - <	230	244	200	200	200	200	200
Admin Levels: 11 - 12	-	-	1	1	1	1	1
Admin Levels: 13 - >	1	1	-	-	-	-	-
Total Hospital Personnel	588	555	531	531	531	531	531
Total personnel cost (R thousand)	152 918	153 558	173 530	183 707	183 707	183 707	208 501
Unit cost (R thousand)	260	277	327	346	346	346	393

PROVINCIAL HOSPITALS ALLOCATIONS - 2017/18

Year	: 2017/18								
Hospital name	: Mapulaneng								
Type	: General Hospital								
	2013/14	2014/15	2015/16	2016/17	2017/18	2018/19	2019/20		
R thousand	Audited			Main Budget	Adjusted Budget	Revised Estimates	Medium-term estimates		
Receipts									
Transfer receipts from national	221 599	244 788	260 060	265 363	264 597	264 597	301 015	318 775	336 626
Equitable share	221 599	244 788	260 060	265 363	264 597	264 597	301 015	318 775	336 626
Conditional grants	-	-	-	-	-	-	-	-	-
Comprehensive HIV and Aids Grant	-	-	-	-	-	-	-	-	-
Forensic Pathology Services Grant	-	-	-	-	-	-	-	-	-
Health Infrastructure Grant	-	-	-	-	-	-	-	-	-
Health Professions Training and Development G	-	-	-	-	-	-	-	-	-
Hospital Revitalisation Grant	-	-	-	-	-	-	-	-	-
National Health Insurance Grant	-	-	-	-	-	-	-	-	-
National Tertiary Services Grant	-	-	-	-	-	-	-	-	-
Nursing Colleges Grant	-	-	-	-	-	-	-	-	-
Funds from Provincial Own Revenue	-	-	-	-	-	-	-	-	-
Total receipts	221 599	244 788	260 060	265 363	264 597	264 597	301 015	318 775	336 626
Payments									
Current payments	217 738	240 651	256 460	264 527	263 807	263 807	300 835	318 584	336 424
Compensation of employees	182 634	196 805	204 161	214 083	214 083	214 083	253 252	268 194	283 213
Goods and services	35 104	43 846	52 290	50 444	49 724	49 724	47 583	50 390	53 211
of which									
Consultants and professional services	5 318	6 795	6 177	7 019	7 019	7 019	4 956	5 248	5 542
Maintenance and Minor repairs	700	705	1 188	-	-	-	23	24	26
Medical services	-	-	-	-	-	-	-	-	-
Medical supplies	10 100	13 631	17 866	19 973	19 206	19 206	17 677	18 720	19 768
Medicine	7 175	9 605	12 189	8 845	7 651	7 651	9 718	10 291	10 867
Other	11 811	13 110	14 870	14 607	15 848	15 848	15 209	16 107	17 008
Interest and rent on land	-	-	9	-	-	-	-	-	-
Transfers and subsidies to:	1 610	1 832	798	191	191	191	180	191	202
Municipalities	9	14	-	-	-	-	-	-	-
Departmental agencies and accounts	11	11	12	21	21	21	30	32	34
Universities and Technikon	-	-	-	-	-	-	-	-	-
Foreign governments and international organisation	-	-	-	-	-	-	-	-	-
Public corporations and private enterprises	-	-	-	-	-	-	-	-	-
Non-profit institutions	-	-	-	-	-	-	-	-	-
Households	1 590	1 807	786	170	170	170	150	159	168
Payments for capital assets	2 251	2 305	2 802	645	599	599	-	-	-
Buildings and other fixed structures	-	-	-	-	-	-	-	-	-
Machinery and equipment	2 251	2 305	2 802	645	599	599	-	-	-
Heritage assets	-	-	-	-	-	-	-	-	-
Specialised military assets	-	-	-	-	-	-	-	-	-
Biological assets	-	-	-	-	-	-	-	-	-
Land and subsoil assets	-	-	-	-	-	-	-	-	-
Software and other intangible assets	-	-	-	-	-	-	-	-	-
Payments for financial assets	-	-	-	-	-	-	-	-	-
Unallocated contingency reserve	-	-	-	-	-	-	-	-	-
Total payments	221 599	244 788	260 060	265 363	264 597	264 597	301 015	318 775	336 626
Surplus/(deficit) before financing	-	-	-	-	-	-	-	-	-
Financing									
Roll-overs	-	-	-	-	-	-	-	-	-
Other (Specify)	-	-	-	-	-	-	-	-	-
Surplus/(deficit) after financing	-	-	-	-	-	-	-	-	-

Mapulaneng - Summary of Personnel Numbers and Costs

	As at 31 March 2014	As at 31 March 2015	As at 31 March 2016	As at 31 March 2017	As at 31 March 2018	As at 31 March 2019	As at 31 March 2020
Personnel numbers							
Professionals							
Medical Practitioners	23	24	31	31	31	31	34
Medical Specialists	6	6	5	5	5	5	7
Total Doctors	29	30	36	36	36	36	41
Professional Nurses	127	135	114	114	114	114	116
Nursing assistants and pupil nurses	141	149	136	136	136	136	138
Student nurses	-	-	-	-	-	-	-
Total Nurses	268	284	250	250	250	250	254
Ambulance personnel	-	-	-	-	-	-	-
Dentists, dental therapy, oral hygiene	5	5	5	5	5	5	7
Dieticians	1	1	7	7	7	7	8
Environmental health	13	14	1	1	1	1	1
Health sciences and medical technicians	-	-	33	33	33	33	33
Occupational therapists	3	3	6	6	6	6	6
Optometrists	-	-	1	1	1	1	1
Pharmacy assistants	-	-	5	5	5	5	5
Pharmacists	5	5	8	8	8	8	8
Physiotherapists	2	2	4	4	4	4	4
Psychologists	-	-	1	1	1	1	1
Radiographers	1	1	5	5	5	5	5
Speech and hearing therapists	3	3	3	3	3	3	3
Total Other Health Professionals	33	34	79	79	79	79	82
Administrative	359	380	255	255	255	255	260
Admin Levels: 10 - <	356	377	250	250	250	250	255
Admin Levels: 11 - 12	2	2	4	4	4	4	4
Admin Levels: 13 - >	1	1	1	1	1	1	1
Total Hospital Personnel	689	728	620	620	620	620	637
Total personnel cost(R thousand)	182 634	196 805	204 161	214 083	214 083	214 083	253 252
Unit cost (R thousand)	265	270	329	345	345	345	398

PROVINCIAL HOSPITALS ALLOCATIONS - 2017/18

Year : 2017/18
 Hospital name : Themba
 Type : General Hospital

	2013/14	2014/15	2015/16	2016/17	2017/18	2018/19	2019/20
	Audited			Main Budget	Adjusted Budget	Revised Estimates	Medium-term estimates
R thousand							
Receipts							
Transfer receipts from national	358 804	389 162	431 836	455 804	452 430	452 430	501 878
Equitable share	358 804	389 162	431 836	455 804	452 430	452 430	501 878
Conditional grants	-	-	-	-	-	-	-
Comprehensive HIV and Aids Grant	-	-	-	-	-	-	-
Forensic Pathology Services Grant	-	-	-	-	-	-	-
Health Infrastructure Grant	-	-	-	-	-	-	-
Health Professions Training and Development G	-	-	-	-	-	-	-
Hospital Revitalisation Grant	-	-	-	-	-	-	-
National Health Insurance Grant	-	-	-	-	-	-	-
National Tertiary Services Grant	-	-	-	-	-	-	-
Nursing Colleges Grant	-	-	-	-	-	-	-
Funds from Provincial Own Revenue	-	-	-	-	-	-	-
Total receipts	358 804	389 162	431 836	455 804	452 430	452 430	501 878
Payments							
Current payments	357 228	386 544	427 698	455 015	451 505	451 505	501 684
Compensation of employees	290 705	301 364	323 596	360 351	360 351	360 351	418 602
Goods and services	66 523	85 180	103 973	94 664	91 154	91 154	83 082
of which							
Consultants and professional services	9 844	15 265	18 658	21 278	21 278	21 278	14 045
Maintenance and Minor repairs	600	650	2 507	2 600	2 600	2 600	469
Medical services	-	-	-	-	-	-	114
Medical supplies	16 983	23 445	30 061	25 061	23 957	23 957	24 044
Medicine	15 477	17 145	22 992	21 413	18 458	18 458	16 067
Other	23 619	26 675	29 755	24 312	24 661	24 661	26 323
Interest and rent on land	-	-	129	-	-	-	-
Transfers and subsidies to:	761	1 851	1 455	144	144	144	194
Municipalities	16	15	1	-	-	-	-
Departmental agencies and accounts	2	3	-	21	21	21	37
Universities and Technikon	-	-	-	-	-	-	39
Foreign governments and international organisation	-	-	-	-	-	-	-
Public corporations and private enterprises	-	-	-	-	-	-	-
Non-profit institutions	-	-	-	-	-	-	-
Households	743	1 833	1 454	123	123	123	157
Payments for capital assets	815	767	2 683	645	781	781	-
Buildings and other fixed structures	-	-	-	-	-	-	-
Machinery and equipment	815	767	2 683	645	781	781	-
Heritage assets	-	-	-	-	-	-	-
Specialised military assets	-	-	-	-	-	-	-
Biological assets	-	-	-	-	-	-	-
Land and subsoil assets	-	-	-	-	-	-	-
Software and other intangible assets	-	-	-	-	-	-	-
Payments for financial assets	-	-	-	-	-	-	-
Unallocated contingency reserve	-	-	-	-	-	-	-
Total payments	358 804	389 162	431 836	455 804	452 430	452 430	501 878
Surplus/(deficit) before financing	-	-	-	-	-	-	-
Financing							
Roll-overs	-	-	-	-	-	-	-
Other (Specify)	-	-	-	-	-	-	-
Surplus/(deficit) after financing	-	-	-	-	-	-	-

Themba - Summary of Personnel Numbers and Costs

	As at 31 March 2014	As at 31 March 2015	As at 31 March 2016	As at 31 March 2017	As at 31 March 2018	As at 31 March 2019	As at 31 March 2020
Personnel numbers							
Professionals							
Medical Practitioners	91	102	74	74	74	76	80
Medical Specialists	7	7	10	10	10	12	12
Total Doctors	98	109	84	84	84	88	92
Professional Nurses	317	356	281	281	281	290	295
Nursing assistants and pupil nurses	232	261	161	161	161	165	170
Student nurses	4	4	-	-	-	-	-
Total Nurses	553	621	442	442	442	455	465
Ambulance personnel	10	13	-	-	-	-	-
Dentists, dental therapy, oral hygiene	8	8	9	9	9	-	9
Dieticians	5	5	9	9	9	-	9
Environmental health	4	2	-	-	-	-	-
Health sciences and medical technicians	6	6	-	-	-	-	-
Occupational therapists	7	5	8	8	8	8	8
Optometrists	-	-	-	-	-	-	-
Pharmacy assistants	-	-	8	8	8	8	9
Pharmacists	5	8	22	22	22	22	24
Physiotherapists	4	12	7	7	7	7	8
Psychologists	-	1	1	1	1	1	1
Radiographers	5	5	6	6	6	6	-
Speech and hearing therapists	3	5	5	5	5	5	-
Total Other Health Professionals	57	70	75	75	75	57	68
Administrative	323	322	288	288	288	288	291
Admin Levels: 10 - <	321	320	286	286	286	286	290
Admin Levels: 11 - 12	1	1	1	1	1	1	1
Admin Levels: 13 - >	1	1	1	1	1	1	-
Total Hospital Personnel	1 031	1 122	889	889	889	888	916
Total personnel cost (R thousand)	290 705	301 364	323 596	360 351	360 351	360 351	418 602
Unit cost (R thousand)	282	269	364	405	405	406	457

PROVINCIAL HOSPITALS ALLOCATIONS - 2017/18

Year : 2017/18
Type : TB Hospitals
Summary

	2013/14	2014/15	2015/16	2016/17	2017/18	2018/19	2019/20
		Audited		Main Budget	Adjusted Budget	Revised Estimates	Medium-term estimates
R thousand							
Receipts							
Transfer receipts from national	119 720	150 037	172 208	163 101	157 402	157 402	160 352
Equitable share	119 720	150 037	172 208	163 101	157 402	157 402	160 352
Conditional grants	-	-	-	-	-	-	-
Comprehensive HIV and Aids Grant	-	-	-	-	-	-	-
Forensic Pathology Services Grant	-	-	-	-	-	-	-
Health Infrastructure Grant	-	-	-	-	-	-	-
Health Professions Training and Development G	-	-	-	-	-	-	-
Hospital Revitalisation Grant	-	-	-	-	-	-	-
National Health Insurance Grant	-	-	-	-	-	-	-
National Tertiary Services Grant	-	-	-	-	-	-	-
Nursing Colleges Grant	-	-	-	-	-	-	-
Funds from Provincial Own Revenue	-	-	-	-	-	-	-
Total receipts	119 720	150 037	172 208	163 101	157 402	157 402	160 352
Payments							
Current payments	118 167	148 447	169 663	161 977	156 456	156 456	159 112
Compensation of employees	77 957	89 230	95 029	102 043	102 043	102 043	110 217
Goods and services	40 210	59 217	74 570	59 934	54 413	54 413	48 895
of which							
Consultants and professional services	1 718	3 118	2 764	3 738	3 726	3 726	2 534
Maintenance and Minor repairs	485	5 291	1 364	1 092	643	643	1 019
Medical services	-	-	-	-	-	-	-
Medical supplies	1 551	3 713	1 183	1 522	1 502	1 502	2 225
Medicine	18 193	26 894	44 066	23 629	20 368	20 368	22 584
Other	18 263	20 201	25 193	29 953	28 174	28 174	20 533
Interest and rent on land	-	-	64	-	-	-	-
Transfers and subsidies to:	386	105	281	293	293	293	423
Municipalities	8	9	-	-	-	-	-
Departmental agencies and accounts	9	10	14	33	33	33	34
Universities and Technikon	-	-	-	-	-	-	-
Foreign governments and international organisation	-	-	-	-	-	-	-
Public corporations and private enterprises	-	-	-	-	-	-	-
Non-profit institutions	-	-	-	-	-	-	-
Households	369	86	267	260	260	260	389
Payments for capital assets	1 167	1 485	2 264	831	653	653	817
Buildings and other fixed structures	-	-	-	-	-	-	-
Machinery and equipment	1 167	1 485	2 264	831	653	653	817
Heritage assets	-	-	-	-	-	-	-
Specialised military assets	-	-	-	-	-	-	-
Biological assets	-	-	-	-	-	-	-
Land and subsoil assets	-	-	-	-	-	-	-
Software and other intangible assets	-	-	-	-	-	-	-
Payments for financial assets	-	-	-	-	-	-	-
Unallocated contingency reserve	-	-	-	-	-	-	-
Total payments	119 720	150 037	172 208	163 101	157 402	157 402	160 352
Surplus/(deficit) before financing	-	-	-	-	-	-	-
Financing							
Roll-overs	-	-	-	-	-	-	-
Other (Specify)	-	-	-	-	-	-	-
Surplus/(deficit) after financing	-	-	-	-	-	-	-

TB Hospitals - Summary of Personnel Numbers and Costs

	As at 31 March 2014	As at 31 March 2015	As at 31 March 2016	As at 31 March 2017	As at 31 March 2018	As at 31 March 2019	As at 31 March 2020
Personnel numbers							
Professionals							
Medical Practitioners	6	7	4	4	4	4	3
Medical Specialists	-	-	-	-	-	-	-
Total Doctors	6	7	4	4	4	4	3
Professional Nurses	39	49	60	60	60	60	63
Nursing assistants and pupil nurses	57	65	74	76	76	79	83
Student nurses	-	-	-	-	-	-	-
Total Nurses	96	114	134	136	136	139	146
Ambulance personnel	-	-	-	-	-	-	-
Dentists, dental therapy, oral hygiene	-	-	-	-	-	-	-
Dieticians	2	2	4	4	4	4	4
Environmental health	1	2	1	1	1	1	1
Health sciences and medical technicians	-	-	1	1	1	1	1
Occupational therapists	-	-	-	-	-	-	-
Optometrists	-	-	-	-	-	-	-
Pharmacy assistants	3	3	4	4	4	4	4
Pharmacists	4	3	10	10	10	10	12
Physiotherapists	1	1	-	-	-	-	-
Psychologists	-	-	-	-	-	-	-
Radiographers	-	-	-	-	-	-	-
Speech and hearing therapists	-	1	1	1	1	1	1
Total Other Health Professionals	11	12	21	21	21	21	23
Administrative	177	186	254	258	259	260	266
Admin Levels: 10 - <	175	184	252	255	255	257	262
Admin Levels: 11 - 12	2	2	2	3	3	3	4
Admin Levels: 13 - >	-	-	-	-	-	-	-
Total Hospital Personnel	290	319	413	419	420	424	438
Total personnel cost (R thousand)	77 957	89 230	95 029	102 043	102 043	102 043	110 217
Unit cost (R thousand)	269	280	230	244	243	241	252

PROVINCIAL HOSPITALS ALLOCATIONS - 2017/18

Year	: 2017/18								
Hospital name	: Barberton TB								
Type	: District TB Hospital								
	2013/14	2014/15	2015/16	2016/17	2016/17	2016/17	2017/18	2018/19	2019/20
	Audited			Main Budget	Adjusted Budget	Revised Estimates	Medium-term estimates		
R thousand									
Receipts									
Transfer receipts from national	30 097	43 028	46 456	45 530	43 672	43 672	42 337	44 835	47 346
Equitable share	30 097	43 028	46 456	45 530	43 672	43 672	42 337	44 835.00	47 346
Conditional grants	-	-	-	-	-	-	-	-	-
Comprehensive HIV and Aids Grant	-	-	-	-	-	-	-	-	-
Forensic Pathology Services Grant	-	-	-	-	-	-	-	-	-
Health Infrastructure Grant	-	-	-	-	-	-	-	-	-
Health Professions Training and Development G	-	-	-	-	-	-	-	-	-
Hospital Revitalisation Grant	-	-	-	-	-	-	-	-	-
National Health Insurance Grant	-	-	-	-	-	-	-	-	-
National Tertiary Services Grant	-	-	-	-	-	-	-	-	-
Nursing Colleges Grant	-	-	-	-	-	-	-	-	-
Funds from Provincial Own Revenue	-	-	-	-	-	-	-	-	-
Total receipts	30 097	43 028	46 456	45 530	43 672	43 672	42 337	44 835	47 346
Payments									
Current payments	29 844	42 745	45 911	45 239	43 394	43 394	41 714	44 175	46 649
Compensation of employees	19 372	24 916	27 584	28 921	28 921	28 921	29 890	31 653.00	33 426
Goods and services	10 472	17 829	18 327	16 318	14 473	14 473	11 824	12 522	13 223
of which									
Consultants and professional services	514	1 377	1 347	1 285	1 285	1 285	952	1 008	1 065
Maintenance and Minor repairs	-	609	145	75	24	24	1	1	1
Medical services	-	-	-	-	-	-	-	-	-
Medical supplies	600	969	593	373	378	378	172	182	192
Medicine	4 316	9 265	10 154	6 050	5 215	5 215	5 769	6 109	6 451
Other	5 042	5 609	6 088	8 535	7 571	7 571	4 930	5 222	5 514
Interest and rent on land	-	-	-	-	-	-	-	-	-
Transfers and subsidies to:	14	14	6	91	91	91	423	448	473
Municipalities	3	2	-	-	-	-	-	-	-
Departmental agencies and accounts	3	4	4	5	5	5	34	36	38
Universities and Technikon	-	-	-	-	-	-	-	-	-
Foreign governments and international organisation	-	-	-	-	-	-	-	-	-
Public corporations and private enterprises	-	-	-	-	-	-	-	-	-
Non-profit institutions	-	-	-	-	-	-	-	-	-
Households	8	8	2	86	86	86	389	412.00	435.00
Payments for capital assets	239	269	539	200	187	187	200	212	224
Buildings and other fixed structures	-	-	-	-	-	-	-	-	-
Machinery and equipment	239	269	539	200	187	187	200	212	224
Heritage assets	-	-	-	-	-	-	-	-	-
Specialised military assets	-	-	-	-	-	-	-	-	-
Biological assets	-	-	-	-	-	-	-	-	-
Land and subsoil assets	-	-	-	-	-	-	-	-	-
Software and other intangible assets	-	-	-	-	-	-	-	-	-
Payments for financial assets	-	-	-	-	-	-	-	-	-
Unallocated contingency reserve	-	-	-	-	-	-	-	-	-
Total payments	30 097	43 028	46 456	45 530	43 672	43 672	42 337	44 835	47 346
Surplus/(deficit) before financing	-	-	-	-	-	-	-	-	-
Financing									
Roll-overs	-	-	-	-	-	-	-	-	-
Other (Specify)	-	-	-	-	-	-	-	-	-
Surplus/(deficit) after financing	-	-	-	-	-	-	-	-	-

Barberton TB - Summary of Personnel Numbers and Costs

	As at 31 March 2014	As at 31 March 2015	As at 31 March 2016	As at 31 March 2017	As at 31 March 2018	As at 31 March 2019	As at 31 March 2020
Personnel numbers							
Professionals							
Medical Practitioners	2	2	2	2	2	2	2
Medical Specialists	-	-	-	-	-	-	-
Total Doctors	2	2	2	2	2	2	2
Professional Nurses	-	-	17	17	17	17	19
Nursing assistants and pupil nurses	12	12	21	21	21	21	23
Student nurses	-	-	-	-	-	-	-
Total Nurses	12	12	38	38	38	38	42
Ambulance personnel	-	-	-	-	-	-	-
Dentists, dental therapy, oral hygiene	-	-	-	-	-	-	-
Dieticians	-	-	1	1	1	1	1
Environmental health	1	1	-	-	-	-	-
Health sciences and medical technicians	-	-	-	-	-	-	-
Occupational therapists	-	-	-	-	-	-	-
Optometrists	-	-	-	-	-	-	-
Pharmacy assistants	-	-	1	1	1	1	1
Pharmacists	-	-	2	2	2	2	3
Physiotherapists	-	-	-	-	-	-	-
Psychologists	-	-	-	-	-	-	-
Radiographers	-	-	-	-	-	-	-
Speech and hearing therapists	-	-	1	1	1	1	1
Total Other Health Professionals	1	1	5	5	5	5	6
Administrative	64	65	69	69	69	69	71
Admin Levels: 10 - <	63	64	68	68	68	68	70
Admin Levels: 11 - 12	1	1	1	1	1	1	1
Admin Levels: 13 - >	-	-	-	-	-	-	-
Total Hospital Personnel	79	80	114	114	114	114	121
Total personnel cost (R thousand)	19 372	24 916	27 584	28 921	28 921	28 921	29 890
Unit cost (R thousand)	245	311	242	254	254	254	247

PROVINCIAL HOSPITALS ALLOCATIONS - 2017/18

Year	: 2017/18								
Hospital name	: Bongani TB								
Type	: District TB Hospital								
	2013/14	2014/15	2015/16	2016/17	2016/17	2016/17	2017/18	2018/19	2019/20
		Audited		Main Budget	Adjusted Budget	Revised Estimates	Medium-term estimates		
R thousand									
Receipts									
Transfer receipts from national	27 948	34 263	36 187	36 205	35 302	35 302	40 908	43 322	45 748
Equitable share	27 948	34 263	36 187	36 205	35 302	35 302	40 908	43 322.00	45 748.00
Conditional grants	-	-	-	-	-	-	-	-	-
Comprehensive HIV and Aids Grant	-	-	-	-	-	-	-	-	-
Forensic Pathology Services Grant	-	-	-	-	-	-	-	-	-
Health Infrastructure Grant	-	-	-	-	-	-	-	-	-
Health Professions Training and Development G	-	-	-	-	-	-	-	-	-
Hospital Revitalisation Grant	-	-	-	-	-	-	-	-	-
National Health Insurance Grant	-	-	-	-	-	-	-	-	-
National Tertiary Services Grant	-	-	-	-	-	-	-	-	-
Nursing Colleges Grant	-	-	-	-	-	-	-	-	-
Funds from Provincial Own Revenue	-	-	-	-	-	-	-	-	-
Total receipts	27 948	34 263	36 187	36 205	35 302	35 302	40 908	43 322	45 748
Payments									
Current payments	27 597	33 925	35 671	35 870	35 020	35 020	40 708	43 110	45 524
Compensation of employees	19 457	21 925	23 864	24 818	24 818	24 818	31 022	32 852.00	34 692.00
Goods and services	8 140	12 000	11 804	11 052	10 202	10 202	9 686	10 258	10 832
of which									
Consultants and professional services	410	566	358	671	659	659	536	568	599
Maintenance and Minor repairs	-	1 484	337	494	422	422	657	696	735
Medical services	-	-	-	-	-	-	-	-	-
Medical supplies	58	1 284	107	319	269	269	256	271	286
Medicine	3 761	4 289	4 893	4 120	3 551	3 551	3 831	4 057	4 284
Other	3 911	4 377	6 109	5 448	5 301	5 301	4 406	4 666	4 928
Interest and rent on land	-	-	3	-	-	-	-	-	-
Transfers and subsidies to:	351	43	71	104	104	104	-	-	-
Municipalities	2	-	-	-	-	-	-	-	-
Departmental agencies and accounts	-	-	-	4	4	4	-	-	-
Universities and Technikon	-	-	-	-	-	-	-	-	-
Foreign governments and international organisation	-	-	-	-	-	-	-	-	-
Public corporations and private enterprises	-	-	-	-	-	-	-	-	-
Non-profit institutions	-	-	-	-	-	-	-	-	-
Households	349	43	71	100	100	100	-	-	-
Payments for capital assets	-	295	445	231	178	178	200	212	224
Buildings and other fixed structures	-	-	-	-	-	-	-	-	-
Machinery and equipment	-	295	445	231	178	178	200	212	224
Heritage assets	-	-	-	-	-	-	-	-	-
Specialised military assets	-	-	-	-	-	-	-	-	-
Biological assets	-	-	-	-	-	-	-	-	-
Land and subsoil assets	-	-	-	-	-	-	-	-	-
Software and other intangible assets	-	-	-	-	-	-	-	-	-
Payments for financial assets	-	-	-	-	-	-	-	-	-
Unallocated contingency reserve	-	-	-	-	-	-	-	-	-
Total payments	27 948	34 263	36 187	36 205	35 302	35 302	40 908	43 322	45 748
Surplus/(deficit) before financing	-	-	-	-	-	-	-	-	-
Financing									
Roll-overs	-	-	-	-	-	-	-	-	-
Other (Specify)	-	-	-	-	-	-	-	-	-
Surplus/(deficit) after financing	-	-	-	-	-	-	-	-	-

Bongani TB - Summary of Personnel Numbers and Costs

	As at 31 March 2014	As at 31 March 2015	As at 31 March 2016	As at 31 March 2017	As at 31 March 2018	As at 31 March 2019	As at 31 March 2020
Personnel numbers							
Professionals							
Medical Practitioners	-	-	-	-	-	-	-
Medical Specialists	-	-	-	-	-	-	-
Total Doctors							
Professional Nurses	15	16	16	16	16	16	16
Nursing assistants and pupil nurses	16	17	17	17	17	17	17
Student nurses	-	-	-	-	-	-	-
Total Nurses	31	33	33	33	33	33	33
Ambulance personnel	-	-	-	-	-	-	-
Dentists, dental therapy, oral hygiene	-	-	-	-	-	-	-
Dieticians	-	-	1	1	1	1	1
Environmental health	-	-	-	-	-	-	-
Health sciences and medical technicians	-	-	-	-	-	-	-
Occupational therapists	-	-	-	-	-	-	-
Optometrists	-	-	-	-	-	-	-
Pharmacy assistants	-	-	-	-	-	-	-
Pharmacists	-	-	2	2	2	2	2
Physiotherapists	-	-	-	-	-	-	-
Psychologists	-	-	-	-	-	-	-
Radiographers	-	-	-	-	-	-	-
Speech and hearing therapists	-	-	-	-	-	-	-
Total Other Health Professionals	-	-	3	3	3	3	3
Administrative	68	70	75	76	76	76	77
Admin Levels: 10 - <	67	70	75	76	76	76	76
Admin Levels: 11 - 12	1	-	-	-	-	-	1
Admin Levels: 13 - >	-	-	-	-	-	-	-
Total Hospital Personnel	99	103	111	112	112	112	113
Total personnel cost(R thousand)	19 457	21 925	23 864	24 818	24 818	24 818	31 022
Unit cost (R thousand)	197	213	215	222	222	222	275

PROVINCIAL HOSPITALS ALLOCATIONS - 2017/18

Year : 2017/18
 Hospital name : Standerton TB
 Type : District TB Hospital

	2013/14	2014/15	2015/16	2016/17	2017/18	2018/19	2019/20
	Audited			Adjusted	Revised	Medium-term estimates	
R thousand				Budget	Estimates		
Receipts							
Transfer receipts from national	26 103	33 112	38 512	36 370	34 476	34 476	32 092
Equitable share	26 103	33 112	38 512	36 370	34 476	34 476	32 092
Conditional grants							
Comprehensive HIV and Aids Grant	-	-	-	-	-	-	-
Forensic Pathology Services Grant	-	-	-	-	-	-	-
Health Infrastructure Grant	-	-	-	-	-	-	-
Health Professions Training and Development G	-	-	-	-	-	-	-
Hospital Revitalisation Grant	-	-	-	-	-	-	-
National Health Insurance Grant	-	-	-	-	-	-	-
National Tertiary Services Grant	-	-	-	-	-	-	-
Nursing Colleges Grant	-	-	-	-	-	-	-
Funds from Provincial Own Revenue							
Total receipts	26 103	33 112	38 512	36 370	34 476	34 476	32 092
Payments							
Current payments	25 629	32 564	37 863	36 128	34 314	34 314	31 875
Compensation of employees	16 629	20 356	21 665	22 894	22 894	22 894	22 530
Goods and services	9 000	12 208	16 198	13 234	11 420	11 420	9 345
of which							
Consultants and professional services	321	536	302	480	480	480	187
Maintenance and Minor repairs	32	679	343	239	-	-	135
Medical services	-	-	-	-	-	-	-
Medical supplies	193	627	185	402	402	402	222
Medicine	3 070	3 873	8 656	3 336	2 876	2 876	3 263
Other	5 384	6 493	6 712	8 777	7 662	7 662	5 538
Interest and rent on land	-	-	-	-	-	-	-
Transfers and subsidies to:	-	2	29	42	42	42	-
Municipalities	-	2	-	-	-	-	-
Departmental agencies and accounts	-	-	3	13	13	13	-
Universities and Technikon	-	-	-	-	-	-	-
Foreign governments and international organisation	-	-	-	-	-	-	-
Public corporations and private enterprises	-	-	-	-	-	-	-
Non-profit institutions	-	-	-	-	-	-	-
Households	-	-	26	29	29	29	-
Payments for capital assets	474	546	620	200	120	120	217
Buildings and other fixed structures	-	-	-	-	-	-	-
Machinery and equipment	474	546	620	200	120	120	217
Heritage assets	-	-	-	-	-	-	-
Specialised military assets	-	-	-	-	-	-	-
Biological assets	-	-	-	-	-	-	-
Land and subsoil assets	-	-	-	-	-	-	-
Software and other intangible assets	-	-	-	-	-	-	-
Payments for financial assets	-	-	-	-	-	-	-
Unallocated contingency reserve	-	-	-	-	-	-	-
Total payments	26 103	33 112	38 512	36 370	34 476	34 476	32 092
Surplus/(deficit) before financing	-	-	-	-	-	-	-
Financing							
Roll-overs	-	-	-	-	-	-	-
Other (Specify)	-	-	-	-	-	-	-
Surplus/(deficit) after financing	-	-	-	-	-	-	-

Standerton TB - Summary of Personnel Numbers and Costs

	As at 31 March 2014	As at 31 March 2015	As at 31 March 2016	As at 31 March 2017	As at 31 March 2018	As at 31 March 2019	As at 31 March 2020
Personnel numbers							
Professionals							
Medical Practitioners	2	3	1	1	1	1	1
Medical Specialists	-	-	-	-	-	-	-
Total Doctors	2	3	1	1	1	1	1
Professional Nurses	12	17	11	11	11	11	11
Nursing assistants and pupil nurses	12	20	20	22	22	25	25
Student nurses	-	-	-	-	-	-	-
Total Nurses	24	37	31	33	33	36	36
Ambulance personnel	-	-	-	-	-	-	-
Dentists, dental therapy, oral hygiene	-	-	-	-	-	-	-
Dieticians	1	1	1	1	1	1	1
Environmental health	-	-	-	-	-	-	-
Health sciences and medical technicians	-	-	1	1	1	1	1
Occupational therapists	-	-	-	-	-	-	-
Optometrists	-	-	-	-	-	-	-
Pharmacy assistants	2	2	2	2	2	2	2
Pharmacists	4	2	2	2	2	2	2
Physiotherapists	-	-	-	-	-	-	-
Psychologists	-	-	-	-	-	-	-
Radiographers	-	-	-	-	-	-	-
Speech and hearing therapists	-	-	-	-	-	-	-
Total Other Health Professionals	7	5	6	6	6	6	6
Administrative	44	50	49	52	53	54	54
Admin Levels: 10 - <	44	49	49	51	52	53	53
Admin Levels: 11 - 12	-	1	-	1	1	1	1
Admin Levels: 13 - >	-	-	-	-	-	-	-
Total Hospital Personnel	77	95	87	92	93	97	97
Total personnel cost(R thousand)	16 629	20 356	21 665	22 894	22 894	22 894	22 530
Unit cost (R thousand)	216	214	249	249	246	236	232

PROVINCIAL HOSPITALS ALLOCATIONS - 2017/18

Year	: 2017/18								
Hospital name	: Witbank TB								
Type	: District TB Hospital								
	2013/14	2014/15	2015/16	2016/17	2016/17	2016/17	2017/18	2018/19	2019/20
R thousand	Audited			Main Budget	Adjusted Budget	Revised Estimates	Medium-term estimates		
Receipts									
Transfer receipts from national	35 572	39 634	51 053	44 996	43 952	43 952	45 015	47 671	50 340
Equitable share	35 572	39 634	51 053	44 996	43 952	43 952	45 015	47 671	50 340
Conditional grants	-	-	-	-	-	-	-	-	-
Comprehensive HIV and Aids Grant	-	-	-	-	-	-	-	-	-
Forensic Pathology Services Grant	-	-	-	-	-	-	-	-	-
Health Infrastructure Grant	-	-	-	-	-	-	-	-	-
Health Professions Training and Development G	-	-	-	-	-	-	-	-	-
Hospital Revitalisation Grant	-	-	-	-	-	-	-	-	-
National Health Insurance Grant	-	-	-	-	-	-	-	-	-
National Tertiary Services Grant	-	-	-	-	-	-	-	-	-
Nursing Colleges Grant	-	-	-	-	-	-	-	-	-
Funds from Provincial Own Revenue	-	-	-	-	-	-	-	-	-
Total receipts	35 572	39 634	51 053	44 996	43 952	43 952	45 015	47 671	50 340
Payments									
Current payments	35 097	39 213	50 218	44 740	43 728	43 728	44 815	47 459	50 116
Compensation of employees	22 499	22 033	21 916	25 410	25 410	25 410	26 775	26 355	29 943
Goods and services	12 598	17 180	28 241	19 330	18 318	18 318	18 040	19 104	20 173
of which									
Consultants and professional services	473	639	757	1 302	1 302	1 302	859	910	961
Maintenance and Minor repairs	453	2 519	539	284	197	197	226	239	253
Medical services	-	-	-	-	-	-	-	-	-
Medical supplies	700	833	298	428	453	453	1 575	1 668	1 761
Medicine	7 046	9 467	20 363	10 123	8 726	8 726	9 721	10 295	10 871
Other	3 926	3 722	6 284	7 193	7 640	7 640	5 659	5 992	6 327
Interest and rent on land	-	-	61	-	-	-	-	-	-
Transfers and subsidies to:	21	46	175	56	56	56	-	-	-
Municipalities	3	5	-	-	-	-	-	-	-
Departmental agencies and accounts	6	6	7	11	11	11	-	-	-
Universities and Technikon	-	-	-	-	-	-	-	-	-
Foreign governments and international organisation	-	-	-	-	-	-	-	-	-
Public corporations and private enterprises	-	-	-	-	-	-	-	-	-
Non-profit institutions	-	-	-	-	-	-	-	-	-
Households	12	35	168	45	45	45	-	-	-
Payments for capital assets	454	375	660	200	168	168	200	212	224
Buildings and other fixed structures	-	-	-	-	-	-	-	-	-
Machinery and equipment	454	375	660	200	168	168	200	212	224
Heritage assets	-	-	-	-	-	-	-	-	-
Specialised military assets	-	-	-	-	-	-	-	-	-
Biological assets	-	-	-	-	-	-	-	-	-
Land and subsoil assets	-	-	-	-	-	-	-	-	-
Software and other intangible assets	-	-	-	-	-	-	-	-	-
Payments for financial assets	-	-	-	-	-	-	-	-	-
Unallocated contingency reserve	-	-	-	-	-	-	-	-	-
Total payments	35 572	39 634	51 053	44 996	43 952	43 952	45 015	47 671	50 340
Surplus/(deficit) before financing	-	-	-	-	-	-	-	-	-
Financing									
Roll-overs	-	-	-	-	-	-	-	-	-
Other (Specify)	-	-	-	-	-	-	-	-	-
Surplus/(deficit) after financing	-	-	-	-	-	-	-	-	-

Witbank TB - Summary of Personnel Numbers and Costs

	As at 31 March 2014	As at 31 March 2015	As at 31 March 2016	As at 31 March 2017	As at 31 March 2018	As at 31 March 2019	As at 31 March 2020
Personnel numbers							
Professionals							
Medical Practitioners	2	2	1	1	1	1	-
Medical Specialists	-	-	-	-	-	-	-
Total Doctors	2	2	1	1	1	1	-
Professional Nurses	12	16	16	16	16	16	17
Nursing assistants and pupil nurses	17	16	16	16	16	16	18
Student nurses	-	-	-	-	-	-	-
Total Nurses	29	32	32	32	32	32	35
Ambulance personnel	-	-	-	-	-	-	-
Dentists, dental therapy, oral hygiene	-	-	-	-	-	-	-
Dieticians	1	1	1	1	1	1	1
Environmental health	-	1	1	1	1	1	1
Health sciences and medical technicians	-	-	-	-	-	-	-
Occupational therapists	-	-	-	-	-	-	-
Optometrists	-	-	-	-	-	-	-
Pharmacy assistants	1	1	1	1	1	1	1
Pharmacists	-	1	4	4	4	4	5
Physiotherapists	1	1	-	-	-	-	-
Psychologists	-	-	-	-	-	-	-
Radiographers	-	-	-	-	-	-	-
Speech and hearing therapists	-	1	-	-	-	-	-
Total Other Health Professionals	3	6	7	7	7	7	8
Administrative	1	1	61	61	61	61	64
Admin Levels: 10 - <	1	1	60	60	60	60	63
Admin Levels: 11 - 12	-	-	1	1	1	1	1
Admin Levels: 13 - >	-	-	-	-	-	-	-
Total Hospital Personnel	35	41	101	101	101	101	107
Total personnel cost(R thousand)	22 499	22 033	21 916	25 410	25 410	25 410	26 775
Unit cost (R thousand)	643	537	217	252	252	252	250

PROVINCIAL HOSPITALS ALLOCATIONS - 2017/18

Year : 2017/18
 Type : District Hospitals
 Summary

	2013/14	2014/15	2015/16	2016/17	2016/17	2016/17	2017/18	2018/19	2019/20
R thousand		Audited		Main Budget	Adjusted Budget	Revised Estimates	Medium-term estimates		
Receipts									
Transfer receipts from national	2 152 494	2 390 647	2 710 776	2 842 650	2 814 258	2 814 258	2 951 272	3 125 396	3 300 419
Equitable share	2 152 494	2 390 647	2 710 776	2 842 650	2 814 258	2 814 258	2 951 272	3 125 396	3 300 419
Conditional grants	-	-	-	-	-	-	-	-	-
Comprehensive HIV and Aids Grant	-	-	-	-	-	-	-	-	-
Forensic Pathology Services Grant	-	-	-	-	-	-	-	-	-
Health Infrastructure Grant	-	-	-	-	-	-	-	-	-
Health Professions Training and Development G	-	-	-	-	-	-	-	-	-
Hospital Revitalisation Grant	-	-	-	-	-	-	-	-	-
National Health Insurance Grant	-	-	-	-	-	-	-	-	-
National Tertiary Services Grant	-	-	-	-	-	-	-	-	-
Nursing Colleges Grant	-	-	-	-	-	-	-	-	-
Funds from Provincial Own Revenue									
Total receipts	2 152 494	2 390 647	2 710 776	2 842 650	2 814 258	2 814 258	2 951 272	3 125 396	3 300 419
Payments									
Current payments	2 138 023	2 378 680	2 690 883	2 838 864	2 811 379	2 811 379	2 949 482	3 123 505	3 298 419
Compensation of employees	1 676 834	1 810 417	2 126 715	2 281 261	2 281 861	2 281 861	2 435 897	2 579 617	2 724 071
Goods and services	461 170	568 204	564 050	557 603	529 518	529 518	513 585	543 888	574 348
of which									
Consultants and professional services	43 712	70 252	68 434	67 208	67 224	67 224	67 702	71 698	75 715
Maintenance and Minor repairs	8 502	77 309	11 648	11 388	8 977	8 977	6 163	6 526	6 891
Medical services	103 113	-	15 281	2 010	20	20	463	490	517
Medical supplies	75 109	125 141	129 525	123 755	122 325	122 325	125 687	133 102	140 555
Medicine	89 244	123 139	141 512	156 418	134 230	134 230	113 302	119 987	126 707
Other	141 490	172 363	197 650	196 824	196 742	196 742	200 268	212 085	223 963
Interest and rent on land	19	59	118	-	-	-	-	-	-
Transfers and subsidies to:	7 434	7 214	6 632	1 525	1 525	1 525	1 790	1 891	2 000
Municipalities	126	198	1	-	-	-	-	-	-
Departmental agencies and accounts	150	169	105	95	95	95	100	105	110
Universities and Technikon	-	-	-	-	-	-	-	-	-
Foreign governments and international organisation	-	-	-	-	-	-	-	-	-
Public corporations and private enterprises	-	-	-	-	-	-	-	-	-
Non-profit institutions	-	-	-	-	-	-	-	-	-
Households	7 158	6 847	6 526	1 430	1 430	1 430	1 690	1 786	1 890
Payments for capital assets	7 037	4 753	13 261	2 261	1 354	1 354	-	-	-
Buildings and other fixed structures	925	-	-	-	-	-	-	-	-
Machinery and equipment	6 112	4 753	13 261	2 261	1 354	1 354	-	-	-
Heritage assets	-	-	-	-	-	-	-	-	-
Specialised military assets	-	-	-	-	-	-	-	-	-
Biological assets	-	-	-	-	-	-	-	-	-
Land and subsoil assets	-	-	-	-	-	-	-	-	-
Software and other intangible assets	-	-	-	-	-	-	-	-	-
Payments for financial assets	-	-	-	-	-	-	-	-	-
Unallocated contingency reserve	-	-	-	-	-	-	-	-	-
Total payments	2 152 494	2 390 647	2 710 776	2 842 650	2 814 258	2 814 258	2 951 272	3 125 396	3 300 419
Surplus/(deficit) before financing	-	-	-	-	-	-	-	-	-
Financing									
Roll-overs	-	-	-	-	-	-	-	-	-
Other (Specify)	-	-	-	-	-	-	-	-	-
Surplus/(deficit) after financing	-	-	-	-	-	-	-	-	-

District Hospitals - Summary of Personnel Numbers and Costs

	As at 31 March 2014	As at 31 March 2015	As at 31 March 2016	As at 31 March 2017	As at 31 March 2018	As at 31 March 2019	As at 31 March 2020
Personnel numbers							
Professionals							
Medical Practitioners	242	224	295	297	305	294	297
Medical Specialists	10	8	13	13	14	15	16
Total Doctors	252	232	308	310	319	309	313
Professional Nurses	1 116	1 297	1 611	1 620	1 640	1 651	1 677
Nursing assistants and pupil nurses	1 113	1 103	1 189	1 194	1 201	1 211	1 334
Student nurses	14	39	37	37	37	37	-
Total Nurses	2 243	2 439	2 837	2 851	2 878	2 899	3 011
Ambulance personnel	12	41	-	-	-	-	-
Dentists, dental therapy, oral hygiene	62	74	89	89	93	90	90
Dieticians	34	38	64	64	64	65	64
Environmental health	25	19	12	12	12	12	12
Health sciences and medical technicians	15	16	14	14	14	14	14
Occupational therapists	25	31	42	42	42	42	42
Optometrists	3	2	7	7	7	7	7
Pharmacy assistants	32	47	50	50	50	50	50
Pharmacists	64	78	175	175	177	179	180
Physiotherapists	23	33	50	50	50	50	47
Psychologists	8	9	14	14	14	14	14
Radiographers	30	43	59	59	59	59	59
Speech and hearing therapists	8	12	25	25	25	25	25
Total Other Health Professionals	341	443	601	601	607	607	604
Administrative	3 189	3 264	3 282	3 286	3 316	3 353	3 420
Admin Levels: 10 - <	3 170	3 244	3 269	3 273	3 303	3 339	3 398
Admin Levels: 11 - 12	19	19	12	12	12	13	21
Admin Levels: 13 - >	-	1	1	1	1	1	1
Total Hospital Personnel	6 025	6 378	7 028	7 048	7 120	7 168	7 348
Total personnel cost (R thousand)	1 676 834	1 810 417	2 126 715	2 281 261	2 281 861	2 281 861	2 435 897
Unit cost (R thousand)	278	284	303	324	320	318	332

PROVINCIAL HOSPITALS ALLOCATIONS - 2017/18

Year : 2017/18
 Type : Nkangala District Hospitals
 Summary

	2013/14	2014/15	2015/16	2016/17	2017/18	2018/19	2019/20
R thousand		Audited		Main Budget	Adjusted Budget	Revised Estimates	Medium-term estimates
Receipts							
Transfer receipts from national	535 933	601 592	668 377	719 873	712 445	712 445	729 382
Equitable share	535 933	601 592	668 377	719 873	712 445	712 445	729 382
Conditional grants	-	-	-	-	-	-	-
Comprehensive HIV and Aids Grant	-	-	-	-	-	-	-
Forensic Pathology Services Grant	-	-	-	-	-	-	-
Health Infrastructure Grant	-	-	-	-	-	-	-
Health Professions Training and Development G	-	-	-	-	-	-	-
Hospital Revitalisation Grant	-	-	-	-	-	-	-
National Health Insurance Grant	-	-	-	-	-	-	-
National Tertiary Services Grant	-	-	-	-	-	-	-
Nursing Colleges Grant	-	-	-	-	-	-	-
Funds from Provincial Own Revenue	-	-	-	-	-	-	-
Total receipts	535 933	601 592	668 377	719 873	712 445	712 445	729 382
Payments							
Current payments	532 028	597 573	663 202	718 855	711 690	711 690	729 027
Compensation of employees	433 733	460 651	521 836	567 697	567 697	567 697	596 548
Goods and services	98 279	136 876	141 321	151 158	143 993	143 993	132 479
of which							
Consultants and professional services	12 018	19 452	17 414	17 728	17 728	17 728	18 518
Maintenance and Minor repairs	2 519	15 818	2 457	4 646	4 434	4 434	411
Medical services	-	-	-	-	-	-	37
Medical supplies	22 728	36 598	37 003	34 431	33 545	33 545	35 639
Medicine	25 806	31 591	40 055	52 067	44 881	44 881	29 715
Other	35 208	33 417	44 392	42 286	43 405	43 405	48 159
Interest and rent on land	16	46	45	-	-	-	-
Transfers and subsidies to:	1 222	2 691	1 800	465	463	463	355
Municipalities	46	55	1	-	-	-	-
Departmental agencies and accounts	7	44	42	25	23	23	16
Universities and Technikon	-	-	-	-	-	-	17
Foreign governments and international organisation	-	-	-	-	-	-	-
Public corporations and private enterprises	-	-	-	-	-	-	-
Non-profit institutions	-	-	-	-	-	-	-
Households	1 169	2 592	1 757	440	440	440	339
Payments for capital assets	2 683	1 328	3 375	553	292	292	-
Buildings and other fixed structures	925	-	-	-	-	-	-
Machinery and equipment	1 758	1 328	3 375	553	292	292	-
Heritage assets	-	-	-	-	-	-	-
Specialised military assets	-	-	-	-	-	-	-
Biological assets	-	-	-	-	-	-	-
Land and subsoil assets	-	-	-	-	-	-	-
Software and other intangible assets	-	-	-	-	-	-	-
Payments for financial assets	-	-	-	-	-	-	-
Unallocated contingency reserve	-	-	-	-	-	-	-
Total payments	535 933	601 592	668 377	719 873	712 445	712 445	729 382
Surplus/(deficit) before financing	-	-	-	-	-	-	-
Financing							
Roll-overs	-	-	-	-	-	-	-
Other (Specify)	-	-	-	-	-	-	-
Surplus/(deficit) after financing	-	-	-	-	-	-	-

Nkangala District Hospitals - Summary of Personnel Numbers and Costs

	As at 31 March 2014	As at 31 March 2015	As at 31 March 2016	As at 31 March 2017	As at 31 March 2018	As at 31 March 2019	As at 31 March 2020
Personnel numbers							
Professionals							
Medical Practitioners	68	70	83	83	83	83	83
Medical Specialists	4	4	7	7	7	7	7
Total Doctors	72	74	90	90	90	90	90
Professional Nurses	333	359	369	389	389	389	391
Nursing assistants and pupil nurses	270	241	289	289	289	289	292
Student nurses	2	2	-	-	-	-	-
Total Nurses	605	602	678	678	678	678	683
Ambulance personnel	-	-	-	-	-	-	-
Dentists, dental therapy, oral hygiene	27	28	27	27	27	27	27
Dieticians	11	13	17	17	17	17	17
Environmental health	4	5	5	5	5	5	5
Health sciences and medical technicians	3	2	1	1	1	1	1
Occupational therapists	10	10	10	10	10	10	10
Optometrists	1	-	2	2	2	2	2
Pharmacy assistants	22	28	17	17	17	17	17
Pharmacists	31	31	47	47	47	47	47
Physiotherapists	7	10	11	11	11	11	11
Psychologists	2	4	5	5	5	5	5
Radiographers	8	15	17	17	17	17	17
Speech and hearing therapists	4	4	9	9	9	9	9
Total Other Health Professionals	130	150	168	168	168	168	168
Administrative	693	642	674	674	674	675	681
Admin Levels: 10 - <	689	638	671	671	671	671	675
Admin Levels: 11 - 12	4	4	3	3	3	4	6
Admin Levels: 13 - >	-	-	-	-	-	-	-
Total Hospital Personnel	1 500	1 468	1 610	1 610	1 610	1 611	1 622
Total personnel cost(R thousand)	433 733	460 651	521 836	567 697	567 697	567 697	596 548
Unit cost (R thousand)	289	314	324	353	353	352	368

PROVINCIAL HOSPITALS ALLOCATIONS - 2017/18

Year : 2017/18
 Hospital name : Hagrove
 Type : District Hospital

	2013/14	2014/15	2015/16	2016/17	2016/17	2016/17	2017/18	2018/19	2019/20
R thousand	Audited			Main Budget	Adjusted Budget	Revised Estimates	Medium-term estimates		
Receipts									
Transfer receipts from national	20 580	23 970	29 597	33 808	33 427	33 427	34 702	36 749	38 807
Equitable share	20 580	23 970	29 597	33 808	33 427	33 427	34 702	36 749	38 807
Conditional grants	-	-	-	-	-	-	-	-	-
Comprehensive HIV and Aids Grant	-	-	-	-	-	-	-	-	-
Forensic Pathology Services Grant	-	-	-	-	-	-	-	-	-
Health Infrastructure Grant	-	-	-	-	-	-	-	-	-
Health Professions Training and Development G	-	-	-	-	-	-	-	-	-
Hospital Revitalisation Grant	-	-	-	-	-	-	-	-	-
National Health Insurance Grant	-	-	-	-	-	-	-	-	-
National Tertiary Services Grant	-	-	-	-	-	-	-	-	-
Nursing Colleges Grant	-	-	-	-	-	-	-	-	-
Funds from Provincial Own Revenue									
Total receipts	20 580	23 970	29 597	33 808	33 427	33 427	34 702	36 749	38 807
Payments									
Current payments	20 329	23 856	28 671	33 663	33 330	33 330	34 700	36 747	38 805
Compensation of employees	17 498	19 702	24 652	28 000	28 000	28 000	27 880	29 525	31 178
Goods and services	2 831	4 154	4 019	5 663	5 330	5 330	6 820	7 222	7 627
of which									
Consultants and professional services	290	399	428	400	400	400	525	556	587
Maintenance and Minor repairs	123	1 048	98	40	-	-	39	41	44
Medical services	-	-	-	-	-	-	-	-	-
Medical supplies	473	636	751	700	646	646	2 358	2 497	2 637
Medicine	490	716	1 198	2 000	1 724	1 724	899	952	1 005
Other	1 455	1 355	1 544	2 523	2 560	2 560	2 999	3 176	3 354
Interest and rent on land	-	-	-	-	-	-	-	-	-
Transfers and subsidies to:	14	10	444	53	53	53	2	2	2
Municipalities	2	2	-	-	-	-	-	-	-
Departmental agencies and accounts	3	-	-	3	3	3	-	-	-
Universities and Technikon	-	-	-	-	-	-	-	-	-
Foreign governments and international organisation	-	-	-	-	-	-	-	-	-
Public corporations and private enterprises	-	-	-	-	-	-	-	-	-
Non-profit institutions	-	-	-	-	-	-	-	-	-
Households	9	8	444	50	50	50	2	2	2
Payments for capital assets	237	104	482	92	44	44	-	-	-
Buildings and other fixed structures	-	-	-	-	-	-	-	-	-
Machinery and equipment	237	104	482	92	44	44	-	-	-
Heritage assets	-	-	-	-	-	-	-	-	-
Specialised military assets	-	-	-	-	-	-	-	-	-
Biological assets	-	-	-	-	-	-	-	-	-
Land and subsoil assets	-	-	-	-	-	-	-	-	-
Software and other intangible assets	-	-	-	-	-	-	-	-	-
Payments for financial assets	-	-	-	-	-	-	-	-	-
Unallocated contingency reserve	-	-	-	-	-	-	-	-	-
Total payments	20 580	23 970	29 597	33 808	33 427	33 427	34 702	36 749	38 807
Surplus/(deficit) before financing	-	-	-	-	-	-	-	-	-
Financing									
Roll-overs	-	-	-	-	-	-	-	-	-
Other (Specify)	-	-	-	-	-	-	-	-	-
Surplus/(deficit) after financing	-	-	-	-	-	-	-	-	-

Hagrove - Summary of Personnel Numbers and Costs

	As at 31 March 2014	As at 31 March 2015	As at 31 March 2016	As at 31 March 2017	As at 31 March 2018	As at 31 March 2019	As at 31 March 2020
Personnel numbers							
Professionals							
Medical Practitioners	2	2	4	4	4	4	4
Medical Specialists	-	-	1	1	1	1	1
Total Doctors	2	2	5	5	5	5	5
Professional Nurses	13	13	16	16	16	16	16
Nursing assistants and pupil nurses	6	6	8	8	8	8	8
Student nurses	-	-	-	-	-	-	-
Total Nurses	19	19	24	24	24	24	24
Ambulance personnel	-	-	-	-	-	-	-
Dentists, dental therapy, oral hygiene	1	2	2	2	2	2	2
Dieticians	1	1	1	1	1	1	1
Environmental health	-	-	-	-	-	-	-
Health sciences and medical technicians	-	-	-	-	-	-	-
Occupational therapists	-	-	-	-	-	-	-
Optometrists	-	-	-	-	-	-	-
Pharmacy assistants	-	-	-	-	-	-	-
Pharmacists	1	2	4	4	4	4	4
Physiotherapists	1	1	1	1	1	1	1
Psychologists	-	-	-	-	-	-	-
Radiographers	1	1	-	-	-	-	-
Speech and hearing therapists	1	1	1	1	1	1	1
Total Other Health Professionals	6	8	9	9	9	9	9
Administrative	64	65	36	36	36	36	36
Admin Levels: 10 - <	63	64	36	36	36	36	36
Admin Levels: 11 - 12	1	1	-	-	-	-	-
Admin Levels: 13 - >	-	-	-	-	-	-	-
Total Hospital Personnel	91	94	74	74	74	74	74
Total personnel cost(R thousand)	17 498	19 702	24 652	28 000	28 000	28 000	27 880
Unit cost (R thousand)	192	210	333	378	378	378	377

PROVINCIAL HOSPITALS ALLOCATIONS - 2017/18

Year : 2017/18
 Hospital name : Impungwe
 Type : District Hospital

	2013/14	2014/15	2015/16	2016/17	2017/18	2018/19	2019/20
	Audited			Main Budget	Adjusted Budget	Revised Estimates	Medium-term estimates
R thousand							
Receipts							
Transfer receipts from national	33 116	34 226	40 693	48 953	48 570	48 570	47 520
Equitable share	33 116	34 226	40 693	48 953	48 570	48 570	47 520
Conditional grants							
Comprehensive HIV and Aids Grant	-	-	-	-	-	-	-
Forensic Pathology Services Grant	-	-	-	-	-	-	-
Health Infrastructure Grant	-	-	-	-	-	-	-
Health Professions Training and Development G	-	-	-	-	-	-	-
Hospital Revitalisation Grant	-	-	-	-	-	-	-
National Health Insurance Grant	-	-	-	-	-	-	-
National Tertiary Services Grant	-	-	-	-	-	-	-
Nursing Colleges Grant	-	-	-	-	-	-	-
Funds from Provincial Own Revenue							
Total receipts	33 116	34 226	40 693	48 953	48 570	48 570	47 520
Payments							
Current payments	32 798	33 826	40 032	48 793	48 432	48 432	47 520
Compensation of employees	26 759	25 213	30 586	38 263	38 263	38 263	38 489
Goods and services	6 039	8 612	9 442	10 530	10 169	10 169	9 031
of which							
Consultants and professional services	899	1 418	1 460	1 400	1 400	1 400	2 022
Maintenance and Minor repairs	-	1 945	250	76	76	76	77
Medical services	-	-	-	-	-	-	-
Medical supplies	743	829	1 320	1 200	1 298	1 298	1 412
Medicine	1 442	2 275	2 895	4 000	3 448	3 448	1 843
Other	2 955	2 145	3 517	3 854	3 947	3 947	3 681
Interest and rent on land	-	1	4	-	-	-	-
Transfers and subsidies to:	3	171	24	68	68	68	-
Municipalities	1	1	-	-	-	-	-
Departmental agencies and accounts	2	4	6	3	3	3	-
Universities and Technikon	-	-	-	-	-	-	-
Foreign governments and international organisation	-	-	-	-	-	-	-
Public corporations and private enterprises	-	-	-	-	-	-	-
Non-profit institutions	-	-	-	-	-	-	-
Households	-	166	18	65	65	65	-
Payments for capital assets	315	229	637	92	70	70	-
Buildings and other fixed structures	-	-	-	-	-	-	-
Machinery and equipment	315	229	637	92	70	70	-
Heritage assets	-	-	-	-	-	-	-
Specialised military assets	-	-	-	-	-	-	-
Biological assets	-	-	-	-	-	-	-
Land and subsoil assets	-	-	-	-	-	-	-
Software and other intangible assets	-	-	-	-	-	-	-
Payments for financial assets	-	-	-	-	-	-	-
Unallocated contingency reserve	-	-	-	-	-	-	-
Total payments	33 116	34 226	40 693	48 953	48 570	48 570	47 520
Surplus/(deficit) before financing	-	-	-	-	-	-	-
Financing							
Roll-overs	-	-	-	-	-	-	-
Other (Specify)	-	-	-	-	-	-	-
Surplus/(deficit) after financing	-	-	-	-	-	-	-

Impungwe - Summary of Personnel Numbers and Costs

	As at 31 March 2014	As at 31 March 2015	As at 31 March 2016	As at 31 March 2017	As at 31 March 2018	As at 31 March 2019	As at 31 March 2020
Personnel numbers							
Professionals							
Medical Practitioners	5	6	4	4	4	4	4
Medical Specialists	-	-	-	-	-	-	-
Total Doctors	5	6	4	4	4	4	4
Professional Nurses	21	19	24	24	24	24	24
Nursing assistants and pupil nurses	25	20	16	16	16	16	16
Student nurses	-	-	-	-	-	-	-
Total Nurses	46	39	40	40	40	40	40
Ambulance personnel							
Dentists, dental therapy, oral hygiene	1	2	1	1	1	1	1
Dieticians	-	1	2	2	2	2	2
Environmental health	-	-	-	-	-	-	-
Health sciences and medical technicians	-	-	-	-	-	-	-
Occupational therapists	-	-	-	-	-	-	-
Optometrists	-	-	-	-	-	-	-
Pharmacy assistants	3	3	2	2	2	2	2
Pharmacists	1	2	3	3	3	3	3
Physiotherapists	-	-	1	1	1	1	1
Psychologists	-	1	1	1	1	1	1
Radiographers	1	1	1	1	1	1	1
Speech and hearing therapists	-	-	-	-	-	-	-
Total Other Health Professionals	6	10	11	11	11	11	11
Administrative	63	35	40	40	40	40	40
Admin Levels: 10 - <	63	35	39	39	39	39	39
Admin Levels: 11 - 12	-	-	1	1	1	1	1
Admin Levels: 13 - >	-	-	-	-	-	-	-
Total Hospital Personnel	120	90	95	95	95	95	95
Total personnel cost(R thousand)	26 759	25 213	30 586	38 263	38 263	38 263	38 489
Unit cost (R thousand)	223	280	322	403	403	403	405

PROVINCIAL HOSPITALS ALLOCATIONS - 2017/18

Year : 2017/18
 Hospital name : Delmas
 Type : District Hospital

	2013/14	2014/15	2015/16	2016/17	2016/17	2016/17	2017/18	2018/19	2019/20
R thousand	Audited			Main Budget	Adjusted Budget	Revised Estimates	Medium-term estimates		
Receipts	64 770	76 364	80 732	87 191	86 412	86 412	85 296	90 328	95 387
Transfer receipts from national									
Equitable share	64 770	76 364	80 732	87 191	86 412	86 412	85 296	90 328	95 387
Conditional grants	-	-	-	-	-	-	-	-	-
Comprehensive HIV and Aids Grant	-	-	-	-	-	-	-	-	-
Forensic Pathology Services Grant	-	-	-	-	-	-	-	-	-
Health Infrastructure Grant	-	-	-	-	-	-	-	-	-
Health Professions Training and Development G	-	-	-	-	-	-	-	-	-
Hospital Revitalisation Grant	-	-	-	-	-	-	-	-	-
National Health Insurance Grant	-	-	-	-	-	-	-	-	-
National Tertiary Services Grant	-	-	-	-	-	-	-	-	-
Nursing Colleges Grant	-	-	-	-	-	-	-	-	-
Funds from Provincial Own Revenue									
Total receipts	64 770	76 364	80 732	87 191	86 412	86 412	85 296	90 328	95 387
Payments	64 615	76 199	80 279	87 050	86 286	86 286	85 256	90 286	95 343
Current payments									
Compensation of employees	51 376	57 734	61 413	68 000	68 000	68 000	68 789	72 848	76 927
Goods and services	13 239	18 450	18 860	19 050	18 286	18 286	16 467	17 438	18 416
of which									
Consultants and professional services	1 733	2 677	2 552	2 700	2 700	2 700	2 219	2 350	2 484
Maintenance and Minor repairs	379	2 404	393	160	110	110	56	59	63
Medical services	-	-	-	-	-	-	-	-	-
Medical supplies	3 606	4 326	4 688	3 199	3 631	3 631	4 034	4 272	4 511
Medicine	3 000	4 857	5 703	7 000	6 034	6 034	4 299	4 553	4 808
Other	4 521	4 186	5 524	5 991	5 811	5 811	5 859	6 204	6 550
Interest and rent on land	-	15	6	-	-	-	-	-	-
Transfers and subsidies to:	22	72	7	49	49	49	40	42	44
Municipalities	3	6	-	-	-	-	-	-	-
Departmental agencies and accounts	-	5	-	4	4	4	2	2	2
Universities and Technikon	-	-	-	-	-	-	-	-	-
Foreign governments and international organisation	-	-	-	-	-	-	-	-	-
Public corporations and private enterprises	-	-	-	-	-	-	-	-	-
Non-profit institutions	-	-	-	-	-	-	-	-	-
Households	19	61	7	45	45	45	38	40	42
Payments for capital assets	133	93	446	92	77	77	-	-	-
Buildings and other fixed structures	-	-	-	-	-	-	-	-	-
Machinery and equipment	133	93	446	92	77	77	-	-	-
Heritage assets	-	-	-	-	-	-	-	-	-
Specialised military assets	-	-	-	-	-	-	-	-	-
Biological assets	-	-	-	-	-	-	-	-	-
Land and subsoil assets	-	-	-	-	-	-	-	-	-
Software and other intangible assets	-	-	-	-	-	-	-	-	-
Payments for financial assets	-	-	-	-	-	-	-	-	-
Unallocated contingency reserve	-	-	-	-	-	-	-	-	-
Total payments	64 770	76 364	80 732	87 191	86 412	86 412	85 296	90 328	95 387
Surplus/(deficit) before financing	-	-	-	-	-	-	-	-	-
Financing									
Roll-overs	-	-	-	-	-	-	-	-	-
Other (Specify)	-	-	-	-	-	-	-	-	-
Surplus/(deficit) after financing	-	-	-	-	-	-	-	-	-

Delmas - Summary of Personnel Numbers and Costs

	As at 31 March 2014	As at 31 March 2015	As at 31 March 2016	As at 31 March 2017	As at 31 March 2018	As at 31 March 2019	As at 31 March 2020
Personnel numbers							
Professionals							
Medical Practitioners	2	2	17	17	17	17	17
Medical Specialists	-	-	1	1	1	1	1
Total Doctors	2	2	18	18	18	18	18
Professional Nurses	-	-	45	45	45	45	45
Nursing assistants and pupil nurses	12	12	14	14	14	14	14
Student nurses	-	-	-	-	-	-	-
Total Nurses	12	12	59	59	59	59	59
Ambulance personnel	-	-	-	-	-	-	-
Dentists, dental therapy, oral hygiene	-	-	3	3	3	3	3
Dieticians	-	-	3	3	3	3	3
Environmental health	1	1	2	2	2	2	2
Health sciences and medical technicians	-	-	-	-	-	-	-
Occupational therapists	-	-	2	2	2	2	2
Optometrists	-	-	1	1	1	1	1
Pharmacy assistants	-	-	1	1	1	1	1
Pharmacists	-	-	6	6	6	6	6
Physiotherapists	-	-	2	2	2	2	2
Psychologists	-	-	1	1	1	1	1
Radiographers	-	-	3	3	3	3	3
Speech and hearing therapists	-	-	2	2	2	2	2
Total Other Health Professionals	1	1	25	25	25	25	25
Administrative	60	64	58	58	58	58	59
Admin Levels: 10 - <	59	63	58	58	58	58	58
Admin Levels: 11 - 12	1	1	-	-	-	-	1
Admin Levels: 13 - >	-	-	-	-	-	-	-
Total Hospital Personnel	75	79	160	160	160	160	161
Total personnel cost (R thousand)	51 376	57 734	61 413	68 000	68 000	68 000	68 789
Unit cost (R thousand)	685	731	384	425	425	425	427

PROVINCIAL HOSPITALS ALLOCATIONS - 2017/18

Year : 2017/18
 Hospital name : Kwamhlanga
 Type : District Hospital

	2013/14	2014/15	2015/16	2016/17	2017/18	2018/19	2019/20
	Audited			Main Budget	Adjusted Budget	Revised Estimates	Medium-term estimates
R thousand							
Receipts							
Transfer receipts from national	127 036	140 994	155 966	167 393	166 793	166 793	182 148
Equitable share	127 036	140 994	155 966	167 393	166 793	166 793	182 148
Conditional grants							
Comprehensive HIV and Aids Grant	-	-	-	-	-	-	-
Forensic Pathology Services Grant	-	-	-	-	-	-	-
Health Infrastructure Grant	-	-	-	-	-	-	-
Health Professions Training and Development G	-	-	-	-	-	-	-
Hospital Revitalisation Grant	-	-	-	-	-	-	-
National Health Insurance Grant	-	-	-	-	-	-	-
National Tertiary Services Grant	-	-	-	-	-	-	-
Nursing Colleges Grant	-	-	-	-	-	-	-
Funds from Provincial Own Revenue							
Total receipts	127 036	140 994	155 966	167 393	166 793	166 793	182 148
Payments							
Current payments	125 713	139 835	154 835	167 207	166 628	166 628	182 011
Compensation of employees	107 480	111 908	124 476	133 000	133 000	133 000	150 141
Goods and services	18 217	27 924	30 332	34 207	33 628	33 628	31 870
of which							
Consultants and professional services	2 234	3 841	3 396	3 700	3 700	3 700	3 980
Maintenance and Minor repairs	539	2 839	531	230	157	157	159
Medical services	-	-	-	-	-	-	-
Medical supplies	4 257	7 330	7 914	8 000	8 162	8 162	9 340
Medicine	3 400	5 901	7 643	11 000	9 482	9 482	6 038
Other	7 787	8 013	10 848	11 277	12 127	12 127	12 353
Interest and rent on land	16	3	27	-	-	-	-
Transfers and subsidies to:	539	866	528	94	94	94	137
Municipalities	17	14	-	-	-	-	-
Departmental agencies and accounts	-	18	25	4	4	4	-
Universities and Technikon	-	-	-	-	-	-	-
Foreign governments and international organisation	-	-	-	-	-	-	-
Public corporations and private enterprises	-	-	-	-	-	-	-
Non-profit institutions	-	-	-	-	-	-	-
Households	522	824	503	90	90	90	137
Payments for capital assets	784	303	603	92	71	71	-
Buildings and other fixed structures	546	-	-	-	-	-	-
Machinery and equipment	238	303	603	92	71	71	-
Heritage assets	-	-	-	-	-	-	-
Specialised military assets	-	-	-	-	-	-	-
Biological assets	-	-	-	-	-	-	-
Land and subsoil assets	-	-	-	-	-	-	-
Softw are and other intangible assets	-	-	-	-	-	-	-
Payments for financial assets	-	-	-	-	-	-	-
Unallocated contingency reserve	-	-	-	-	-	-	-
Total payments	127 036	140 994	155 966	167 393	166 793	166 793	182 148
Surplus/(deficit) before financing	-	-	-	-	-	-	-
Financing							
Roll-overs	-	-	-	-	-	-	-
Other (Specify)	-	-	-	-	-	-	-
Surplus/(deficit) after financing	-	-	-	-	-	-	-

Kwamhlanga - Summary of Personnel Numbers and Costs

	As at 31 March 2014	As at 31 March 2015	As at 31 March 2016	As at 31 March 2017	As at 31 March 2018	As at 31 March 2019	As at 31 March 2020
Personnel numbers							
Professionals							
Medical Practitioners	15	15	14	14	14	14	14
Medical Specialists	-	-	1	1	1	1	1
Total Doctors	-	-	-	15	15	15	15
Professional Nurses	105	122	101	101	101	101	101
Nursing assistants and pupil nurses	30	21	75	75	75	75	75
Student nurses	-	-	-	-	-	-	-
Total Nurses	135	143	176	176	176	176	176
Ambulance personnel	-	-	-	-	-	-	-
Dentists, dental therapy, oral hygiene	11	10	6	6	6	6	6
Dieticians	5	5	4	4	4	4	4
Environmental health	1	2	1	1	1	1	1
Health sciences and medical technicians	-	-	-	-	-	-	-
Occupational therapists	2	2	1	1	1	1	1
Optometrists	-	-	1	1	1	1	1
Pharmacy assistants	5	5	-	-	-	-	-
Pharmacists	13	13	9	9	9	9	9
Physiotherapists	1	2	2	2	2	2	2
Psychologists	1	2	1	1	1	1	1
Radiographers	-	6	5	5	5	5	5
Speech and hearing therapists	-	-	2	2	2	2	2
Total Other Health Professionals	39	47	32	32	32	32	32
Administrative	169	169	173	173	173	174	174
Admin Levels: 10 - <	169	169	173	173	173	173	173
Admin Levels: 11 - 12	-	-	-	-	-	1	1
Admin Levels: 13 - >	-	-	-	-	-	-	-
Total Hospital Personnel	343	359	381	396	396	397	397
Total personnel cost(R thousand)	107 480	111 908	124 476	133 000	133 000	133 000	150 141
Unit cost (R thousand)	313	312	327	336	336	335	378

PROVINCIAL HOSPITALS ALLOCATIONS - 2017/18

Year : 2017/18
 Hospital name : Mmamethlake
 Type : District Hospital

	2013/14	2014/15	2015/16	2016/17	2016/17	2016/17	2017/18	2018/19	2019/20
R thousand	Audited			Main Budget	Adjusted Budget	Revised Estimates	Medium-term estimates		
Receipts									
Transfer receipts from national	91 591	104 430	108 577	124 217	123 192	123 192	118 685	125 687	132 726
Equitable share	91 591	104 430	108 577	124 217	123 192	123 192	118 685	125 687	132 726
Conditional grants	-	-	-	-	-	-	-	-	-
Comprehensive HIV and Aids Grant	-	-	-	-	-	-	-	-	-
Forensic Pathology Services Grant	-	-	-	-	-	-	-	-	-
Health Infrastructure Grant	-	-	-	-	-	-	-	-	-
Health Professions Training and Development G	-	-	-	-	-	-	-	-	-
Hospital Revitalisation Grant	-	-	-	-	-	-	-	-	-
National Health Insurance Grant	-	-	-	-	-	-	-	-	-
National Tertiary Services Grant	-	-	-	-	-	-	-	-	-
Nursing Colleges Grant	-	-	-	-	-	-	-	-	-
Funds from Provincial Own Revenue	-	-	-	-	-	-	-	-	-
Total receipts	91 591	104 430	108 577	124 217	123 192	123 192	118 685	125 687	132 726
Payments									
Current payments	90 659	103 653	108 032	124 041	123 111	123 111	118 631	125 630	132 666
Compensation of employees	78 373	85 835	89 115	102 434	102 434	102 434	99 717	105 600	111 514
Goods and services	12 286	17 809	18 909	21 607	20 677	20 677	18 914	20 030	21 152
of which									
Consultants and professional services	1 750	2 279	2 377	2 228	2 228	2 228	2 572	2 724	2 876
Maintenance and Minor repairs	500	1 610	261	210	203	203	3	3	3
Medical services	-	-	-	-	-	-	-	-	-
Medical supplies	3 214	5 228	5 169	4 832	5 453	5 453	5 280	5 592	5 905
Medicine	2 422	4 135	5 072	7 200	6 206	6 206	4 975	5 269	5 564
Other	4 400	4 557	6 030	7 137	6 587	6 587	6 084	6 442	6 804
Interest and rent on land	-	9	8	-	-	-	-	-	-
Transfers and subsidies to:	151	679	158	84	81	81	54	57	60
Municipalities	8	11	-	-	-	-	-	-	-
Departmental agencies and accounts	1	-	-	4	1	1	-	-	-
Universities and Technikon	-	-	-	-	-	-	-	-	-
Foreign governments and international organisation	-	-	-	-	-	-	-	-	-
Public corporations and private enterprises	-	-	-	-	-	-	-	-	-
Non-profit institutions	-	-	-	-	-	-	-	-	-
Households	142	668	158	80	80	80	54	57	60
Payments for capital assets	781	98	387	92	-	-	-	-	-
Buildings and other fixed structures	379	-	-	-	-	-	-	-	-
Machinery and equipment	402	98	387	92	-	-	-	-	-
Heritage assets	-	-	-	-	-	-	-	-	-
Specialised military assets	-	-	-	-	-	-	-	-	-
Biological assets	-	-	-	-	-	-	-	-	-
Land and subsoil assets	-	-	-	-	-	-	-	-	-
Software and other intangible assets	-	-	-	-	-	-	-	-	-
Payments for financial assets	-	-	-	-	-	-	-	-	-
Unallocated contingency reserve	-	-	-	-	-	-	-	-	-
Total payments	91 591	104 430	108 577	124 217	123 192	123 192	118 685	125 687	132 726
Surplus/(deficit) before financing	-	-	-	-	-	-	-	-	-
Financing									
Roll-overs	-	-	-	-	-	-	-	-	-
Other (Specify)	-	-	-	-	-	-	-	-	-
Surplus/(deficit) after financing	-	-	-	-	-	-	-	-	-

Mmamethlake - Summary of Personnel Numbers and Costs

	As at 31 March 2014	As at 31 March 2015	As at 31 March 2016	As at 31 March 2017	As at 31 March 2018	As at 31 March 2019	As at 31 March 2020
Personnel numbers							
Professionals							
Medical Practitioners	20	21	17	17	17	17	17
Medical Specialists	-	-	-	-	-	-	-
Total Doctors	20	21	17	17	17	17	17
Professional Nurses	56	67	57	57	57	57	57
Nursing assistants and pupil nurses	49	34	35	35	35	35	35
Student nurses	-	-	-	-	-	-	-
Total Nurses	105	101	92	92	92	92	92
Ambulance personnel	-	-	-	-	-	-	-
Dentists, dental therapy, oral hygiene	5	5	5	5	5	5	5
Dieticians	1	2	2	2	2	2	2
Environmental health	1	1	1	1	1	1	1
Health sciences and medical technicians	1	-	-	-	-	-	-
Occupational therapists	2	2	1	1	1	1	1
Optometrists	1	-	-	-	-	-	-
Pharmacy assistants	-	6	1	1	1	1	1
Pharmacists	3	1	12	12	12	12	12
Physiotherapists	-	2	2	2	2	2	2
Psychologists	-	-	1	1	1	1	1
Radiographers	1	2	4	4	4	4	4
Speech and hearing therapists	-	-	2	2	2	2	2
Total Other Health Professionals	15	21	31	31	31	31	31
Administrative	132	104	132	132	132	132	132
Admin Levels: 10 - <	131	103	131	131	131	131	131
Admin Levels: 11 - 12	1	1	1	1	1	1	1
Admin Levels: 13 - >	-	-	-	-	-	-	-
Total Hospital Personnel	272	247	272	272	272	272	272
Total personnel cost(R thousand)	78 373	85 835	89 115	102 434	102 434	102 434	99 717
Unit cost (R thousand)	288	348	328	377	377	377	367

PROVINCIAL HOSPITALS ALLOCATIONS - 2017/18

Year	: 2017/18								
Hospital name	: Middleburg								
Type	: District Hospital								
	2013/14	2014/15	2015/16	2016/17	2016/17	2016/17	2017/18	2018/19	2019/20
R thousand	Audited			Main Budget	Adjusted Budget	Revised Estimates	Medium-term estimates		
Receipts									
Transfer receipts from national	185 638	208 101	236 865	239 359	235 121	235 121	243 250	257 602	272 027
Equitable share	185 638	208 101	236 865	239 359	235 121	235 121	243 250	257 602	272 027
Conditional grants	-	-	-	-	-	-	-	-	-
<i>Comprehensive HIV and Aids Grant</i>	-	-	-	-	-	-	-	-	-
<i>Forensic Pathology Services Grant</i>	-	-	-	-	-	-	-	-	-
<i>Health Infrastructure Grant</i>	-	-	-	-	-	-	-	-	-
<i>Health Professions Training and Development G</i>	-	-	-	-	-	-	-	-	-
<i>Hospital Revitalisation Grant</i>	-	-	-	-	-	-	-	-	-
<i>National Health Insurance Grant</i>	-	-	-	-	-	-	-	-	-
<i>National Tertiary Services Grant</i>	-	-	-	-	-	-	-	-	-
<i>Nursing Colleges Grant</i>	-	-	-	-	-	-	-	-	-
Funds from Provincial Own Revenue	-	-	-	-	-	-	-	-	-
Total receipts	185 638	208 101	236 865	239 359	235 121	235 121	243 250	257 602	272 027
Payments									
Current payments	184 862	206 773	235 813	239 172	234 996	234 996	243 130	257 475	271 893
Compensation of employees	141 135	149 288	179 392	183 000	183 000	183 000	196 802	208 413	220 084
Goods and services	43 727	57 467	56 421	56 172	51 996	51 996	46 328	49 062	51 809
of which									
<i>Consultants and professional services</i>	4 954	8 705	7 091	7 100	7 100	7 100	7 059	7 475	7 894
<i>Maintenance and Minor repairs</i>	918	5 651	847	3 900	3 858	3 858	66	70	74
<i>Medical services</i>	-	-	-	-	-	-	37	39	41
<i>Medical supplies</i>	10 231	17 898	16 496	16 000	13 765	13 765	12 746	13 498	14 254
<i>Medicine</i>	14 417	12 752	16 230	19 000	16 378	16 378	10 790	11 427	12 067
<i>Other</i>	13 207	12 461	15 757	10 172	10 895	10 895	15 630	16 553	17 479
Interest and rent on land	-	18	-	-	-	-	-	-	-
Transfers and subsidies to:	442	885	630	94	95	95	120	127	134
Municipalities	15	20	-	-	-	-	-	-	-
Departmental agencies and accounts	1	17	11	4	5	5	12	13	13
Universities and Technikon	-	-	-	-	-	-	-	-	-
Foreign governments and international organisation	-	-	-	-	-	-	-	-	-
Public corporations and private enterprises	-	-	-	-	-	-	-	-	-
Non-profit institutions	-	-	-	-	-	-	-	-	-
Households	426	848	619	90	90	90	108	114	121
Payments for capital assets	334	443	422	93	30	30	-	-	-
Buildings and other fixed structures	-	-	-	-	-	-	-	-	-
Machinery and equipment	334	443	422	93	30	30	-	-	-
Heritage assets	-	-	-	-	-	-	-	-	-
Specialised military assets	-	-	-	-	-	-	-	-	-
Biological assets	-	-	-	-	-	-	-	-	-
Land and subsoil assets	-	-	-	-	-	-	-	-	-
Software and other intangible assets	-	-	-	-	-	-	-	-	-
Payments for financial assets	-	-	-	-	-	-	-	-	-
Unallocated contingency reserve	-	-	-	-	-	-	-	-	-
Total payments	185 638	208 101	236 865	239 359	235 121	235 121	243 250	257 602	272 027
Surplus/(deficit) before financing	-	-	-	-	-	-	-	-	-
Financing									
Roll-overs	-	-	-	-	-	-	-	-	-
<i>Other (Specify)</i>	-	-	-	-	-	-	-	-	-
Surplus/(deficit) after financing	-	-	-	-	-	-	-	-	-

Middleburg - Summary of Personnel Numbers and Costs

	As at 31 March 2014	As at 31 March 2015	As at 31 March 2016	As at 31 March 2017	As at 31 March 2018	As at 31 March 2019	As at 31 March 2020
Personnel numbers							
Professionals							
Medical Practitioners	22	22	24	24	24	24	24
Medical Specialists	4	4	4	4	4	4	4
Total Doctors	26	26	28	28	28	28	28
Professional Nurses	131	131	139	139	139	139	141
Nursing assistants and pupil nurses	138	138	133	133	133	133	136
Student nurses	2	2	-	-	-	-	-
Total Nurses	271	271	272	272	272	272	277
Ambulance personnel	-	-	-	-	-	-	-
Dentists, dental therapy, oral hygiene	9	9	10	10	10	10	10
Dieticians	4	4	4	4	4	4	4
Environmental health	1	1	1	1	1	1	1
Health sciences and medical technicians	1	1	-	-	-	-	-
Occupational therapists	6	6	6	6	6	6	6
Optometrists	-	-	1	1	1	1	1
Pharmacy assistants	14	14	13	13	13	13	13
Pharmacists	12	12	13	13	13	13	13
Physiotherapists	5	5	3	3	3	3	3
Psychologists	1	1	1	1	1	1	1
Radiographers	5	5	4	4	4	4	4
Speech and hearing therapists	3	3	2	2	2	2	2
Total Other Health Professionals	61	61	58	58	58	58	58
Administrative	187	187	218	218	218	218	221
Admin Levels: 10 - <	186	186	217	217	217	217	220
Admin Levels: 11 - 12	1	1	1	1	1	1	1
Admin Levels: 13 - >	-	-	-	-	-	-	-
Total Hospital Personnel	545	545	576	576	576	578	584
Total personnel cost(R thousand)	141 135	149 288	179 392	183 000	183 000	183 000	196 802
Unit cost (R thousand)	259	274	311	318	318	318	337

PROVINCIAL HOSPITALS ALLOCATIONS - 2017/18

Year : 2017/18
 Hospital name : Waterval boven
 Type : District Hospital

	2013/14	2014/15	2015/16	2016/17	2016/17	2016/17	2017/18	2018/19	2019/20
R thousand	Audited			Main Budget	Adjusted Budget	Revised Estimates	Medium-term estimates		
Receipts									
Transfer receipts from national	13 202	13 507	15 947	18 952	18 930	18 930	17 781	18 830	19 885
Equitable share	13 202	13 507	15 947	18 952	18 930	18 930	17 781	18 830	19 885
Conditional grants	-	-	-	-	-	-	-	-	-
Comprehensive HIV and Aids Grant	-	-	-	-	-	-	-	-	-
Forensic Pathology Services Grant	-	-	-	-	-	-	-	-	-
Health Infrastructure Grant	-	-	-	-	-	-	-	-	-
Health Professions Training and Development G	-	-	-	-	-	-	-	-	-
Hospital Revitalisation Grant	-	-	-	-	-	-	-	-	-
National Health Insurance Grant	-	-	-	-	-	-	-	-	-
National Tertiary Services Grant	-	-	-	-	-	-	-	-	-
Nursing Colleges Grant	-	-	-	-	-	-	-	-	-
Funds from Provincial Own Revenue									
Total receipts	13 202	13 507	15 947	18 952	18 930	18 930	17 781	18 830	19 885
Payments									
Current payments	13 052	13 431	15 540	18 929	18 907	18 907	17 779	18 828	19 883
Compensation of employees	11 112	10 971	12 202	15 000	15 000	15 000	14 730	15 599	16 473
Goods and services	1 940	2 460	3 338	3 929	3 907	3 907	3 049	3 229	3 410
of which									
Consultants and professional services	158	133	110	200	200	200	141	149	158
Maintenance and Minor repairs	60	321	77	30	30	30	15	16	17
Medical services	-	-	-	-	-	-	-	-	-
Medical supplies	204	351	685	500	590	590	469	497	524
Medicine	635	955	1 314	1 867	1 609	1 609	871	922	974
Other	883	700	1 172	1 332	1 478	1 478	1 553	1 645	1 737
Interest and rent on land	-	-	-	-	-	-	-	-	-
Transfers and subsidies to:	51	18	9	23	23	23	2	2	2
Municipalities	-	1	1	-	-	-	-	-	-
Departmental agencies and accounts	-	-	-	3	3	3	2	2	2
Universities and Technikon	-	-	-	-	-	-	-	-	-
Foreign governments and international organisation	-	-	-	-	-	-	-	-	-
Public corporations and private enterprises	-	-	-	-	-	-	-	-	-
Non-profit institutions	-	-	-	-	-	-	-	-	-
Households	51	17	8	20	20	20	-	-	-
Payments for capital assets	99	58	398	-	-	-	-	-	-
Buildings and other fixed structures	-	-	-	-	-	-	-	-	-
Machinery and equipment	99	58	398	-	-	-	-	-	-
Heritage assets	-	-	-	-	-	-	-	-	-
Specialised military assets	-	-	-	-	-	-	-	-	-
Biological assets	-	-	-	-	-	-	-	-	-
Land and subsoil assets	-	-	-	-	-	-	-	-	-
Software and other intangible assets	-	-	-	-	-	-	-	-	-
Payments for financial assets	-	-	-	-	-	-	-	-	-
Unallocated contingency reserve	-	-	-	-	-	-	-	-	-
Total payments	13 202	13 507	15 947	18 952	18 930	18 930	17 781	18 830	19 885
Surplus/(deficit) before financing	-	-	-	-	-	-	-	-	-
Financing									
Roll-overs	-	-	-	-	-	-	-	-	-
Other (Specify)	-	-	-	-	-	-	-	-	-
Surplus/(deficit) after financing	-	-	-	-	-	-	-	-	-

Waterval boven - Summary of Personnel Numbers and Costs

	As at 31 March 2014	As at 31 March 2015	As at 31 March 2016	As at 31 March 2017	As at 31 March 2018	As at 31 March 2019	As at 31 March 2020
Personnel numbers							
Professionals							
Medical Practitioners	2	2	3	3	3	3	3
Medical Specialists	-	-	-	-	-	-	-
Total Doctors	2	2	3	3	3	3	3
Professional Nurses	7	7	7	7	7	7	7
Nursing assistants and pupil nurses	10	10	8	8	8	8	8
Student nurses	-	-	-	-	-	-	-
Total Nurses	17	17	15	15	15	15	15
Ambulance personnel	-	-	-	-	-	-	-
Dentists, dental therapy, oral hygiene	-	-	-	-	-	-	-
Dieticians	-	-	1	1	1	1	1
Environmental health	-	-	-	-	-	-	-
Health sciences and medical technicians	1	1	1	1	1	1	1
Occupational therapists	-	-	-	-	-	-	-
Optometrists	-	-	-	-	-	-	-
Pharmacy assistants	-	-	-	-	-	-	-
Pharmacists	1	1	-	-	-	-	-
Physiotherapists	-	-	-	-	-	-	-
Psychologists	-	-	-	-	-	-	-
Radiographers	-	-	-	-	-	-	-
Speech and hearing therapists	-	-	-	-	-	-	-
Total Other Health Professionals	2	2	2	2	2	2	2
Administrative	18	18	17	17	17	17	19
Admin Levels: 10 - <	18	18	17	17	17	17	18
Admin Levels: 11 - 12	-	-	-	-	-	-	1
Admin Levels: 13 - >	-	-	-	-	-	-	-
Total Hospital Personnel	39	39	37	37	37	37	39
Total personnel cost(R thousand)	11 112	10 971	12 202	15 000	15 000	15 000	14 730
Unit cost (R thousand)	285	281	330	405	405	405	378

PROVINCIAL HOSPITALS ALLOCATIONS - 2017/18

Year : 2017/18
 Type : Ehlazeni District Hospitals
 Summary

	2013/14	2014/15	2015/16	2016/17	2016/17	2016/17	2017/18	2018/19	2019/20
R thousand		Audited		Main Budget	Adjusted Budget	Revised Estimates	Medium-term estimates		
Receipts									
Transfer receipts from national	890 858	941 446	1 100 970	1 166 357	1 152 624	1 152 624	1 216 931	1 288 729	1 360 898
Equitable share	890 858	941 446	1 100 970	1 166 357	1 152 624	1 152 624	1 216 931	1 288 729	1 360 898
Conditional grants	-	-	-	-	-	-	-	-	-
Comprehensive HIV and Aids Grant	-	-	-	-	-	-	-	-	-
Forensic Pathology Services Grant	-	-	-	-	-	-	-	-	-
Health Infrastructure Grant	-	-	-	-	-	-	-	-	-
Health Professions Training and Development G	-	-	-	-	-	-	-	-	-
Hospital Revitalisation Grant	-	-	-	-	-	-	-	-	-
National Health Insurance Grant	-	-	-	-	-	-	-	-	-
National Tertiary Services Grant	-	-	-	-	-	-	-	-	-
Nursing Colleges Grant	-	-	-	-	-	-	-	-	-
Funds from Provincial Own Revenue	-	-	-	-	-	-	-	-	-
Total receipts	890 858	941 446	1 100 970	1 166 357	1 152 624	1 152 624	1 216 931	1 288 729	1 360 898
Payments									
Current payments	884 714	937 081	1 091 809	1 164 606	1 151 376	1 151 376	1 215 988	1 287 732	1 359 844
Compensation of employees	660 958	694 824	868 159	931 836	932 436	932 436	1 011 579	1 071 263	1 131 253
Goods and services	223 754	242 247	223 613	232 770	218 940	218 940	204 409	216 469	228 591
of which									
Consultants and professional services	16 966	27 944	27 668	29 003	28 919	28 919	28 845	30 548	32 258
Maintenance and Minor repairs	2 474	41 055	5 240	3 697	2 434	2 434	3 279	3 473	3 665
Medical services	102 647	-	6 270	2 010	20	20	-	-	-
Medical supplies	31 506	52 868	52 967	53 478	53 472	53 472	50 417	53 391	56 381
Medicine	25 273	42 710	52 403	57 255	48 553	48 553	43 284	45 837	48 405
Other	44 888	77 670	79 065	87 327	85 542	85 542	78 584	83 220	87 882
Interest and rent on land	2	10	37	-	-	-	-	-	-
Transfers and subsidies to:	4 523	2 379	3 883	596	594	594	943	997	1 054
Municipalities	32	52	-	-	-	-	-	-	-
Departmental agencies and accounts	45	76	16	45	43	43	28	29	30
Universities and Technikon	-	-	-	-	-	-	-	-	-
Foreign governments and international organisation	-	-	-	-	-	-	-	-	-
Public corporations and private enterprises	-	-	-	-	-	-	-	-	-
Non-profit institutions	-	-	-	-	-	-	-	-	-
Households	4 446	2 251	3 867	551	551	551	915	966	1 024
Payments for capital assets	1 621	1 986	5 278	1 155	654	654	-	-	-
Buildings and other fixed structures	-	-	-	-	-	-	-	-	-
Machinery and equipment	1 621	1 986	5 278	1 155	654	654	-	-	-
Heritage assets	-	-	-	-	-	-	-	-	-
Specialised military assets	-	-	-	-	-	-	-	-	-
Biological assets	-	-	-	-	-	-	-	-	-
Land and subsoil assets	-	-	-	-	-	-	-	-	-
Software and other intangible assets	-	-	-	-	-	-	-	-	-
Payments for financial assets	-	-	-	-	-	-	-	-	-
Unallocated contingency reserve	-	-	-	-	-	-	-	-	-
Total payments	890 858	941 446	1 100 970	1 166 357	1 152 624	1 152 624	1 216 931	1 288 729	1 360 898
Surplus/(deficit) before financing	-	-	-	-	-	-	-	-	-
Financing									
Roll-overs	-	-	-	-	-	-	-	-	-
Other (Specify)	-	-	-	-	-	-	-	-	-
Surplus/(deficit) after financing	-	-	-	-	-	-	-	-	-

Ehlanzeni District Hospitals - Summary of Personnel Numbers and Costs

	As at 31 March 2014	As at 31 March 2015	As at 31 March 2016	As at 31 March 2017	As at 31 March 2018	As at 31 March 2019	As at 31 March 2020
Personnel numbers							
Professionals							
Medical Practitioners	90	97	115	117	119	99	102
Medical Specialists	3	2	2	2	2	3	4
Total Doctors	93	99	117	119	121	102	106
Professional Nurses	493	519	632	632	632	632	657
Nursing assistants and pupil nurses	579	606	576	576	576	576	615
Student nurses	12	2	-	-	-	-	-
Total Nurses	1 084	1 127	1 208	1 208	1 208	1 208	1 272
Ambulance personnel	11	6	-	-	-	-	-
Dentists, dental therapy, oral hygiene	18	20	27	27	27	27	27
Dieticians	10	10	22	22	22	22	22
Environmental health	10	5	4	4	4	4	4
Health sciences and medical technicians	8	13	5	5	5	5	5
Occupational therapists	10	14	16	16	16	16	16
Optometrists	1	1	5	5	5	5	5
Pharmacy assistants	9	5	16	16	16	16	16
Pharmacists	21	25	63	63	63	63	64
Physiotherapists	13	16	20	20	20	20	20
Psychologists	4	4	6	6	6	6	6
Radiographers	11	14	16	16	16	16	16
Speech and hearing therapists	2	5	10	10	10	10	10
Total Other Health Professionals	128	138	210	210	210	210	211
Administrative	1 500	1 599	1 358	1 358	1 358	1 358	1 394
Admin Levels: 10 - <	1 493	1 591	1 351	1 351	1 351	1 351	1 386
Admin Levels: 11 - 12	7	7	6	6	6	6	7
Admin Levels: 13 - >	-	1	1	1	1	1	1
Total Hospital Personnel	2 805	2 963	2 893	2 895	2 897	2 878	2 983
Total personnel cost(R thousand)	660 958	694 824	868 159	931 836	932 436	932 436	1 011 579
Unit cost (R thousand)	236	234	300	322	322	324	339

PROVINCIAL HOSPITALS ALLOCATIONS - 2017/18

Year	: 2017/18								
Hospital name	: Barberton								
Type	: District Hospital								
	2013/14	2014/15	2015/16	2016/17	2016/17	2016/17	2017/18	2018/19	2019/20
		Audited		Main Budget	Adjusted Budget	Revised Estimates	Medium-term estimates		
R thousand									
Receipts									
Transfer receipts from national	122 321	146 322	150 595	162 625	161 350	161 350	164 383	174 081	183 830
Equitable share	122 321	146 322	150 595	162 625	161 350	161 350	164 383	174 081	183 830
Conditional grants	-	-	-	-	-	-	-	-	-
Comprehensive HIV and Aids Grant	-	-	-	-	-	-	-	-	-
Forensic Pathology Services Grant	-	-	-	-	-	-	-	-	-
Health Infrastructure Grant	-	-	-	-	-	-	-	-	-
Health Professions Training and Development G	-	-	-	-	-	-	-	-	-
Hospital Revitalisation Grant	-	-	-	-	-	-	-	-	-
National Health Insurance Grant	-	-	-	-	-	-	-	-	-
National Tertiary Services Grant	-	-	-	-	-	-	-	-	-
Nursing Colleges Grant	-	-	-	-	-	-	-	-	-
Funds from Provincial Own Revenue									
Total receipts	122 321	146 322	150 595	162 625	161 350	161 350	164 383	174 081	183 830
Payments									
Current payments	121 725	145 350	149 770	162 380	161 215	161 215	164 018	173 695	183 422
Compensation of employees	102 147	116 914	119 706	129 994	130 194	130 194	136 238	144 276	152 356
Goods and services	19 576	28 436	30 063	32 386	31 021	31 021	27 780	29 419	31 066
of which									
Consultants and professional services	3 689	6 476	6 345	6 522	6 522	6 522	4 571	4 841	5 112
Maintenance and Minor repairs	511	2 202	428	500	500	500	592	627	662
Medical services	-	-	-	-	-	-	-	-	-
Medical supplies	5 139	7 499	8 078	8 834	8 486	8 486	8 074	8 550	9 029
Medicine	3 268	5 736	7 457	8 142	7 018	7 018	6 541	6 927	7 315
Other	6 969	6 523	7 755	8 388	8 495	8 495	8 002	8 474	8 948
Interest and rent on land	2	-	1	-	-	-	-	-	-
Transfers and subsidies to:	596	726	267	103	103	103	365	386	408
Municipalities	8	10	-	-	-	-	-	-	-
Departmental agencies and accounts	2	1	2	3	3	3	3	3	3
Universities and Technikon	-	-	-	-	-	-	-	-	-
Foreign governments and international organisation	-	-	-	-	-	-	-	-	-
Public corporations and private enterprises	-	-	-	-	-	-	-	-	-
Non-profit institutions	-	-	-	-	-	-	-	-	-
Households	586	715	265	100	100	100	362	383	405
Payments for capital assets	-	246	558	142	32	32	-	-	-
Buildings and other fixed structures	-	-	-	-	-	-	-	-	-
Machinery and equipment	-	246	558	142	32	32	-	-	-
Heritage assets	-	-	-	-	-	-	-	-	-
Specialised military assets	-	-	-	-	-	-	-	-	-
Biological assets	-	-	-	-	-	-	-	-	-
Land and subsoil assets	-	-	-	-	-	-	-	-	-
Software and other intangible assets	-	-	-	-	-	-	-	-	-
Payments for financial assets	-	-	-	-	-	-	-	-	-
Unallocated contingency reserve	-	-	-	-	-	-	-	-	-
Total payments	122 321	146 322	150 595	162 625	161 350	161 350	164 383	174 081	183 830
Surplus/(deficit) before financing	-	-	-	-	-	-	-	-	-
Financing									
Roll-overs	-	-	-	-	-	-	-	-	-
Other (Specify)	-	-	-	-	-	-	-	-	-
Surplus/(deficit) after financing	-	-	-	-	-	-	-	-	-

Barberton - Summary of Personnel Numbers and Costs

	As at 31 March 2014	As at 31 March 2015	As at 31 March 2016	As at 31 March 2017	As at 31 March 2018	As at 31 March 2019	As at 31 March 2020
Personnel numbers							
Professionals							
Medical Practitioners	11	12	20	20	20	20	20
Medical Specialists	1	-	-	-	-	-	1
Total Doctors	12	12	20	20	20	20	21
Professional Nurses	109	115	103	103	103	103	103
Nursing assistants and pupil nurses	79	79	34	34	34	34	34
Student nurses	-	-	-	-	-	-	-
Total Nurses	188	194	137	137	137	137	137
Ambulance personnel	-	-	-	-	-	-	-
Dentists, dental therapy, oral hygiene	3	3	4	4	4	4	4
Dieticians	2	3	3	3	3	3	3
Environmental health	-	-	-	-	-	-	-
Health sciences and medical technicians	1	4	-	-	-	-	-
Occupational therapists	3	4	4	4	4	4	4
Optometrists	-	-	-	-	-	-	-
Pharmacy assistants	-	-	6	6	6	6	6
Pharmacists	4	4	7	7	7	7	7
Physiotherapists	3	4	3	3	3	3	3
Psychologists	1	1	2	2	2	2	2
Radiographers	1	2	3	3	3	3	3
Speech and hearing therapists	-	2	3	3	3	3	3
Total Other Health Professionals	18	27	35	35	35	35	35
Administrative	126	131	161	161	161	161	161
Admin Levels: 10 - <	125	130	160	160	160	160	160
Admin Levels: 11 - 12	1	1	1	1	1	1	1
Admin Levels: 13 - >	-	-	-	-	-	-	-
Total Hospital Personnel	344	364	353	353	353	353	354
Total personnel cost (R thousand)	102 147	116 914	119 706	129 994	130 194	130 194	136 238
Unit cost (R thousand)	297	321	339	368	369	369	385

PROVINCIAL HOSPITALS ALLOCATIONS - 2017/18

Year : 2017/18
 Hospital name : Lydenburg
 Type : District Hospital

	2013/14	2014/15	2015/16	2016/17	2017/18	2018/19	2019/20
	Audited			Adjusted Budget	Revised Estimates	Medium-term estimates	
R thousand							
Receipts							
Transfer receipts from national	65 279	74 925	87 681	89 798	88 106	88 106	93 499
Equitable share	65 279	74 925	87 681	89 798	88 106	88 106	93 499
Conditional grants							
Comprehensive HIV and Aids Grant	-	-	-	-	-	-	-
Forensic Pathology Services Grant	-	-	-	-	-	-	-
Health Infrastructure Grant	-	-	-	-	-	-	-
Health Professions Training and Development G	-	-	-	-	-	-	-
Hospital Revitalisation Grant	-	-	-	-	-	-	-
National Health Insurance Grant	-	-	-	-	-	-	-
National Tertiary Services Grant	-	-	-	-	-	-	-
Nursing Colleges Grant	-	-	-	-	-	-	-
Funds from Provincial Own Revenue							
Total receipts	65 279	74 925	87 681	89 798	88 106	88 106	93 499
Payments							
Current payments	64 528	74 531	86 828	89 603	88 036	88 036	93 456
Compensation of employees	54 342	58 208	67 147	67 942	67 942	67 942	77 231
Goods and services	10 186	16 323	19 680	21 661	20 094	20 094	16 225
of which							
Consultants and professional services	1 318	1 790	1 567	1 667	1 667	1 667	1 525
Maintenance and Minor repairs	-	961	60	393	310	310	369
Medical services	-	-	-	-	-	-	-
Medical supplies	2 609	3 508	3 723	3 766	3 766	3 766	3 588
Medicine	2 188	3 855	4 736	6 000	5 172	5 172	4 325
Other	4 071	6 209	9 594	9 835	9 179	9 179	6 418
Interest and rent on land	-	-	1	-	-	-	-
Transfers and subsidies to:	105	130	170	53	53	53	43
Municipalities	5	4	-	-	-	-	-
Departmental agencies and accounts	-	7	4	3	3	3	4
Universities and Technikon	-	-	-	-	-	-	-
Foreign governments and international organisation	-	-	-	-	-	-	-
Public corporations and private enterprises	-	-	-	-	-	-	-
Non-profit institutions	-	-	-	-	-	-	-
Households	100	119	166	50	50	50	39
Payments for capital assets	646	264	683	142	17	17	-
Buildings and other fixed structures	-	-	-	-	-	-	-
Machinery and equipment	646	264	683	142	17	17	-
Heritage assets	-	-	-	-	-	-	-
Specialised military assets	-	-	-	-	-	-	-
Biological assets	-	-	-	-	-	-	-
Land and subsoil assets	-	-	-	-	-	-	-
Software and other intangible assets	-	-	-	-	-	-	-
Payments for financial assets	-	-	-	-	-	-	-
Unallocated contingency reserve	-	-	-	-	-	-	-
Total payments	65 279	74 925	87 681	89 798	88 106	88 106	93 499
Surplus/(deficit) before financing	-	-	-	-	-	-	-
Financing							
Roll-overs	-	-	-	-	-	-	-
Other (Specify)	-	-	-	-	-	-	-
Surplus/(deficit) after financing	-	-	-	-	-	-	-

Lydenburg - Summary of Personnel Numbers and Costs

	As at 31 March 2014	As at 31 March 2015	As at 31 March 2016	As at 31 March 2017	As at 31 March 2018	As at 31 March 2019	As at 31 March 2020
Personnel numbers							
Professionals							
Medical Practitioners	15	16	16	16	16	16	16
Medical Specialists	-	-	-	-	-	-	-
Total Doctors	15	16	16	16	16	16	16
Professional Nurses	39	41	45	45	45	45	45
Nursing assistants and pupil nurses	14	15	28	28	28	28	28
Student nurses	-	-	-	-	-	-	-
Total Nurses	53	56	73	73	73	73	73
Ambulance personnel	-	-	-	-	-	-	-
Dentists, dental therapy, oral hygiene	3	3	1	1	1	1	1
Dietitians	1	1	3	3	3	3	3
Environmental health	1	1	-	-	-	-	-
Health sciences and medical technicians	-	-	-	-	-	-	-
Occupational therapists	2	2	-	-	-	-	-
Optometrists	-	-	5	5	5	5	5
Pharmacy assistants	4	4	1	1	1	1	1
Pharmacists	-	-	7	7	7	7	7
Physiotherapists	1	1	3	3	3	3	3
Psychologists	1	1	1	1	1	1	1
Radiographers	3	3	3	3	3	3	3
Speech and hearing therapists	-	-	-	-	-	-	-
Total Other Health Professionals	16	16	24	24	24	24	24
Administrative	80	90	94	94	94	94	94
Admin Levels: 10 - <	80	90	93	93	93	93	93
Admin Levels: 11 - 12	-	-	1	1	1	1	1
Admin Levels: 13 - >	-	-	-	-	-	-	-
Total Hospital Personnel	164	178	207	207	207	207	207
Total personnel cost(R thousand)	54 342	58 208	67 147	67 942	67 942	67 942	77 231
Unit cost (R thousand)	331	327	324	328	328	328	373

PROVINCIAL HOSPITALS ALLOCATIONS - 2017/18

Year : 2017/18
 Hospital name : Matibidi
 Type : District Hospital

	2013/14	2014/15	2015/16	2016/17	2017/18	2018/19	2019/20
	Audited			Main Budget	Adjusted Budget	Revised Estimates	Medium-term estimates
R thousand							
Receipts							
Transfer receipts from national	35 935	40 699	47 757	52 180	51 223	51 223	55 408
Equitable share	35 935	40 699	47 757	52 180	51 223	51 223	55 408
Conditional grants	-	-	-	-	-	-	-
Comprehensive HIV and Aids Grant	-	-	-	-	-	-	-
Forensic Pathology Services Grant	-	-	-	-	-	-	-
Health Infrastructure Grant	-	-	-	-	-	-	-
Health Professions Training and Development G	-	-	-	-	-	-	-
Hospital Revitalisation Grant	-	-	-	-	-	-	-
National Health Insurance Grant	-	-	-	-	-	-	-
National Tertiary Services Grant	-	-	-	-	-	-	-
Nursing Colleges Grant	-	-	-	-	-	-	-
Funds from Provincial Own Revenue	-	-	-	-	-	-	-
Total receipts	35 935	40 699	47 757	52 180	51 223	51 223	55 408
Payments							
Current payments	35 929	40 650	47 554	51 988	51 168	51 168	55 399
Compensation of employees	30 724	33 468	40 321	43 331	43 331	43 331	48 486
Goods and services	5 205	7 182	7 231	8 657	7 837	7 837	6 913
of which							
Consultants and professional services	152	208	266	290	241	241	387
Maintenance and Minor repairs	140	1 275	232	-	-	-	313
Medical services	-	-	-	110	20	20	-
Medical supplies	819	1 185	989	1 047	986	986	763
Medicine	1 234	1 829	2 305	2 455	2 116	2 116	1 982
Other	2 860	2 685	3 439	4 755	4 474	4 474	3 468
Interest and rent on land	-	-	2	-	-	-	-
Transfers and subsidies to:	6	10	26	57	55	55	9
Municipalities	2	3	-	-	-	-	-
Departmental agencies and accounts	4	7	6	6	4	4	4
Universities and Technikon	-	-	-	-	-	-	-
Foreign governments and international organisation	-	-	-	-	-	-	-
Public corporations and private enterprises	-	-	-	-	-	-	-
Non-profit institutions	-	-	-	-	-	-	-
Households	-	-	20	51	51	51	5
Payments for capital assets	-	39	177	135	-	-	-
Buildings and other fixed structures	-	-	-	-	-	-	-
Machinery and equipment	-	39	177	135	-	-	-
Heritage assets	-	-	-	-	-	-	-
Specialised military assets	-	-	-	-	-	-	-
Biological assets	-	-	-	-	-	-	-
Land and subsoil assets	-	-	-	-	-	-	-
Softw are and other intangible assets	-	-	-	-	-	-	-
Payments for financial assets	-	-	-	-	-	-	-
Unallocated contingency reserve	-	-	-	-	-	-	-
Total payments	35 935	40 699	47 757	52 180	51 223	51 223	55 408
Surplus/(deficit) before financing	-	-	-	-	-	-	-
Financing							
Roll-overs	-	-	-	-	-	-	-
Other (Specify)	-	-	-	-	-	-	-
Surplus/(deficit) after financing	-	-	-	-	-	-	-

Matibidi - Summary of Personnel Numbers and Costs

	As at 31 March 2014	As at 31 March 2015	As at 31 March 2016	As at 31 March 2017	As at 31 March 2018	As at 31 March 2019	As at 31 March 2020
Personnel numbers							
Professionals							
Medical Practitioners	3	3	3	3	3	3	3
Medical Specialists	-	-	-	-	-	-	-
Total Doctors	3	3	3	3	3	3	3
Professional Nurses	20	21	27	27	27	27	35
Nursing assistants and pupil nurses	29	30	27	27	27	27	30
Student nurses	-	-	-	-	-	-	-
Total Nurses	49	51	54	54	54	54	65
Ambulance personnel	-	-	-	-	-	-	-
Dentists, dental therapy, oral hygiene	3	-	2	2	2	2	2
Dieticians	-	-	2	2	2	2	2
Environmental health	-	-	-	-	-	-	-
Health sciences and medical technicians	2	2	-	-	-	-	-
Occupational therapists	-	-	-	-	-	-	-
Optometrists	-	-	-	-	-	-	-
Pharmacy assistants	-	-	1	1	1	1	1
Pharmacists	3	3	2	2	2	2	2
Physiotherapists	1	1	1	1	1	1	1
Psychologists	-	-	-	-	-	-	-
Radiographers	1	1	-	-	-	-	-
Speech and hearing therapists	-	-	-	-	-	-	-
Total Other Health Professionals	10	7	8	8	8	8	8
Administrative	117	119	61	61	61	61	70
Admin Levels: 10 - <	116	118	61	61	61	61	70
Admin Levels: 11 - 12	1	1	-	-	-	-	-
Admin Levels: 13 - >	-	-	-	-	-	-	-
Total Hospital Personnel	179	180	126	126	126	126	146
Total personnel cost (R thousand)	30 724	33 468	40 321	43 331	43 331	43 331	48 486
Unit cost (R thousand)	172	186	320	344	344	344	332

PROVINCIAL HOSPITALS ALLOCATIONS - 2017/18

Year	: 2017/18								
Hospital name	: Matikwane								
Type	: District Hospital								
	2013/14	2014/15	2015/16	2016/17	2016/17	2016/17	2017/18	2018/19	2019/20
		Audited		Main Budget	Adjusted Budget	Revised Estimates	Medium-term estimates		
R thousand									
Receipts									
Transfer receipts from national	114 963	127 416	132 265	134 340	131 081	131 081	149 473	158 292	167 156
Equitable share	114 963	127 416	132 265	134 340	131 081	131 081	149 473	158 292	167 156
Conditional grants	-	-	-	-	-	-	-	-	-
Comprehensive HIV and Aids Grant	-	-	-	-	-	-	-	-	-
Forensic Pathology Services Grant	-	-	-	-	-	-	-	-	-
Health Infrastructure Grant	-	-	-	-	-	-	-	-	-
Health Professions Training and Development G	-	-	-	-	-	-	-	-	-
Hospital Revitalisation Grant	-	-	-	-	-	-	-	-	-
National Health Insurance Grant	-	-	-	-	-	-	-	-	-
National Tertiary Services Grant	-	-	-	-	-	-	-	-	-
Nursing Colleges Grant	-	-	-	-	-	-	-	-	-
Funds from Provincial Own Revenue	-	-	-	-	-	-	-	-	-
Total receipts	114 963	127 416	132 265	134 340	131 081	131 081	149 473	158 292	167 156
Payments									
Current payments	114 892	127 267	131 090	134 117	130 967	130 967	149 464	158 282	167 146
Compensation of employees	10 512	61 442	96 401	101 292	101 292	101 292	122 628	129 863	137 135
Goods and services	104 380	65 825	34 688	32 825	29 675	29 675	26 836	28 419	30 011
of which									
Consultants and professional services	-	3 234	2 946	3 119	3 119	3 119	2 693	2 852	3 012
Maintenance and Minor repairs	-	25 616	493	110	20	20	-	-	-
Medical services	102 647	-	6 270	1 900	-	-	-	-	-
Medical supplies	-	7 503	7 712	7 833	7 688	7 688	7 161	7 583	8 008
Medicine	-	7 424	8 426	6 915	5 161	5 161	5 951	6 302	6 655
Other	1 733	22 048	8 841	12 948	13 687	13 687	11 031	11 682	12 336
Interest and rent on land	-	-	1	-	-	-	-	-	-
Transfers and subsidies to:	71	43	55	55	55	55	9	10	10
Municipalities	4	5	-	-	-	-	-	-	-
Departmental agencies and accounts	-	-	-	5	5	5	-	-	-
Universities and Technikon	-	-	-	-	-	-	-	-	-
Foreign governments and international organisation	-	-	-	-	-	-	-	-	-
Public corporations and private enterprises	-	-	-	-	-	-	-	-	-
Non-profit institutions	-	-	-	-	-	-	-	-	-
Households	67	38	55	50	50	50	9	10	10
Payments for capital assets	-	106	1 120	168	59	59	-	-	-
Buildings and other fixed structures	-	-	-	-	-	-	-	-	-
Machinery and equipment	-	106	1 120	168	59	59	-	-	-
Heritage assets	-	-	-	-	-	-	-	-	-
Specialised military assets	-	-	-	-	-	-	-	-	-
Biological assets	-	-	-	-	-	-	-	-	-
Land and subsoil assets	-	-	-	-	-	-	-	-	-
Software and other intangible assets	-	-	-	-	-	-	-	-	-
Payments for financial assets	-	-	-	-	-	-	-	-	-
Unallocated contingency reserve	-	-	-	-	-	-	-	-	-
Total payments	114 963	127 416	132 265	134 340	131 081	131 081	149 473	158 292	167 156
Surplus/(deficit) before financing	-	-	-	-	-	-	-	-	-
Financing									
Roll-overs	-	-	-	-	-	-	-	-	-
Other (Specify)	-	-	-	-	-	-	-	-	-
Surplus/(deficit) after financing	-	-	-	-	-	-	-	-	-

Matikwane - Summary of Personnel Numbers and Costs

	As at 31 March 2014	As at 31 March 2015	As at 31 March 2016	As at 31 March 2017	As at 31 March 2018	As at 31 March 2019	As at 31 March 2020
Personnel numbers							
Professionals							
Medical Practitioners	-	-	9	9	9	9	12
Medical Specialists	-	-	-	-	-	-	-
Total Doctors	-	-	9	9	9	9	12
Professional Nurses	2	2	53	53	53	53	60
Nursing assistants and pupil nurses	1	1	71	71	71	71	80
Student nurses	-	-	-	-	-	-	-
Total Nurses	3	3	124	124	124	124	140
Ambulance personnel	-	-	-	-	-	-	-
Dentists, dental therapy, oral hygiene	-	-	-	-	-	-	-
Dieticians	-	-	1	1	1	1	1
Environmental health	-	-	-	-	-	-	-
Health sciences and medical technicians	-	-	-	-	-	-	-
Occupational therapists	-	-	1	1	1	1	1
Optometrists	-	-	-	-	-	-	-
Pharmacy assistants	-	-	-	-	-	-	-
Pharmacists	-	-	13	13	13	13	13
Physiotherapists	-	-	1	1	1	1	1
Psychologists	-	-	-	-	-	-	-
Radiographers	-	-	1	1	1	1	1
Speech and hearing therapists	-	-	-	-	-	-	-
Total Other Health Professionals	-	-	17	17	17	17	17
Administrative	33	86	126	126	126	126	131
Admin Levels: 10 - <	32	85	125	125	125	125	130
Admin Levels: 11 - 12	1	1	1	1	1	1	1
Admin Levels: 13 - >	-	-	-	-	-	-	-
Total Hospital Personnel	36	89	276	276	276	276	300
Total personnel cost(R thousand)	10 512	61 442	96 401	101 292	101 292	101 292	122 628
Unit cost (R thousand)	292	690	349	367	367	367	409

PROVINCIAL HOSPITALS ALLOCATIONS - 2017/18

Year : 2017/18
 Hospital name : Sabie
 Type : District Hospital

	2013/14	2014/15	2015/16	2016/17	2017/18	2018/19	2019/20
	Audited			Main Budget	Adjusted Budget	Revised Estimates	Medium-term estimates
R thousand							
Receipts							
Transfer receipts from national	67 994	74 610	78 723	84 187	82 351	82 351	92 781
Equitable share	67 994	74 610	78 723	84 187	82 351	82 351	92 781
Conditional grants	-	-	-	-	-	-	-
Comprehensive HIV and Aids Grant	-	-	-	-	-	-	-
Forensic Pathology Services Grant	-	-	-	-	-	-	-
Health Infrastructure Grant	-	-	-	-	-	-	-
Health Professions Training and Development G	-	-	-	-	-	-	-
Hospital Revitalisation Grant	-	-	-	-	-	-	-
National Health Insurance Grant	-	-	-	-	-	-	-
National Tertiary Services Grant	-	-	-	-	-	-	-
Nursing Colleges Grant	-	-	-	-	-	-	-
Funds from Provincial Own Revenue	-	-	-	-	-	-	-
Total receipts	67 994	74 610	78 723	84 187	82 351	82 351	92 781
Payments							
Current payments	67 079	74 540	77 884	83 990	82 202	82 202	92 656
Compensation of employees	57 916	57 916	61 631	66 084	66 084	66 084	76 093
Goods and services	9 163	16 624	16 253	17 906	16 118	16 118	16 563
of which							
Consultants and professional services	1 239	4 564	2 975	3 214	3 179	3 179	3 657
Maintenance and Minor repairs	97	889	595	-	-	-	215
Medical services	-	-	-	-	-	-	-
Medical supplies	1 574	2 425	2 523	2 635	2 799	2 799	2 608
Medicine	2 479	4 373	3 063	3 500	3 017	3 017	3 828
Other	3 774	4 373	7 097	8 557	7 123	7 123	6 255
Interest and rent on land	-	-	-	-	-	-	-
Transfers and subsidies to:	337	70	411	55	55	55	125
Municipalities	-	6	-	-	-	-	-
Departmental agencies and accounts	5	1	-	5	5	5	-
Universities and Technikon	-	-	-	-	-	-	-
Foreign governments and international organisation	-	-	-	-	-	-	-
Public corporations and private enterprises	-	-	-	-	-	-	-
Non-profit institutions	-	-	-	-	-	-	-
Households	332	63	411	50	50	50	125
Payments for capital assets	578	-	428	142	94	94	-
Buildings and other fixed structures	-	-	-	-	-	-	-
Machinery and equipment	578	-	428	142	94	94	-
Heritage assets	-	-	-	-	-	-	-
Specialised military assets	-	-	-	-	-	-	-
Biological assets	-	-	-	-	-	-	-
Land and subsoil assets	-	-	-	-	-	-	-
Software and other intangible assets	-	-	-	-	-	-	-
Payments for financial assets	-	-	-	-	-	-	-
Unallocated contingency reserve	-	-	-	-	-	-	-
Total payments	67 994	74 610	78 723	84 187	82 351	82 351	92 781
Surplus/(deficit) before financing	-	-	-	-	-	-	-
Financing							
Roll-overs	-	-	-	-	-	-	-
Other (Specify)	-	-	-	-	-	-	-
Surplus/(deficit) after financing	-	-	-	-	-	-	-

Sabie - Summary of Personnel Numbers and Costs

	As at 31 March 2014	As at 31 March 2015	As at 31 March 2016	As at 31 March 2017	As at 31 March 2018	As at 31 March 2019	As at 31 March 2020
Personnel numbers							
Professionals							
Medical Practitioners	8	8	6	6	6	6	6
Medical Specialists	-	-	-	-	-	-	-
Total Doctors	8	8	6	6	6	6	6
Professional Nurses	38	40	34	34	34	34	34
Nursing assistants and pupil nurses	35	37	39	39	39	39	45
Student nurses	-	-	-	-	-	-	-
Total Nurses	73	77	73	73	73	73	79
Ambulance personnel	-	-	-	-	-	-	-
Dentists, dental therapy, oral hygiene	1	1	3	3	3	3	3
Dieticians	-	-	3	3	3	3	3
Environmental health	-	-	-	-	-	-	-
Health sciences and medical technicians	1	1	-	-	-	-	-
Occupational therapists	1	1	1	1	1	1	1
Optometrists	1	1	-	-	-	-	-
Pharmacy assistants	1	1	1	1	1	1	1
Pharmacists	3	3	6	6	6	6	6
Physiotherapists	1	1	2	2	2	2	2
Psychologists	1	1	-	-	-	-	-
Radiographers	-	-	2	2	2	2	2
Speech and hearing therapists	-	-	-	-	-	-	-
Total Other Health Professionals	10	10	18	18	18	18	18
Administrative	176	187	89	89	89	89	96
Admin Levels: 10 - <	175	186	88	88	88	88	95
Admin Levels: 11 - 12	1	1	1	1	1	1	1
Admin Levels: 13 - >	-	-	-	-	-	-	-
Total Hospital Personnel	267	282	186	186	186	186	199
Total personnel cost (R thousand)	57 916	57 916	61 631	66 084	66 084	66 084	76 093
Unit cost (R thousand)	217	205	331	355	355	355	382

PROVINCIAL HOSPITALS ALLOCATIONS - 2017/18

Year	: 2017/18								
Hospital name	: Shongwe								
Type	: District Hospital								
	2013/14	2014/15	2015/16	2016/17	2016/17	2016/17	2017/18	2018/19	2019/20
R thousand	Audited			Main Budget	Adjusted Budget	Revised Estimates	Medium-term estimates		
Receipts									
Transfer receipts from national	164 421	195 104	223 215	234 194	230 613	230 613	243 693	258 071	272 523
Equitable share	164 421	195 104	223 215	234 194	230 613	230 613	243 693	258 071	272 523
Conditional grants	-	-	-	-	-	-	-	-	-
Comprehensive HIV and Aids Grant	-	-	-	-	-	-	-	-	-
Forensic Pathology Services Grant	-	-	-	-	-	-	-	-	-
Health Infrastructure Grant	-	-	-	-	-	-	-	-	-
Health Professions Training and Development G	-	-	-	-	-	-	-	-	-
Hospital Revitalisation Grant	-	-	-	-	-	-	-	-	-
National Health Insurance Grant	-	-	-	-	-	-	-	-	-
National Tertiary Services Grant	-	-	-	-	-	-	-	-	-
Nursing Colleges Grant	-	-	-	-	-	-	-	-	-
Funds from Provincial Own Revenue	-	-	-	-	-	-	-	-	-
Total receipts	164 421	195 104	223 215	234 194	230 613	230 613	243 693	258 071	272 523
Payments									
Current payments	162 690	193 953	221 223	233 948	230 208	230 208	243 606	257 979	272 426
Compensation of employees	134 442	153 498	177 179	188 757	188 757	188 757	199 079	210 825	222 631
Goods and services	28 248	40 453	44 023	45 191	41 451	41 451	44 527	47 154	49 795
of which									
Consultants and professional services	3 536	5 250	4 401	4 655	4 655	4 655	5 191	5 497	5 805
Maintenance and Minor repairs	580	3 692	1 613	1 500	490	490	583	617	652
Medical services	-	-	-	-	-	-	-	-	-
Medical supplies	8 856	14 156	13 975	12 983	13 383	13 383	13 989	14 814	15 644
Medicine	5 757	6 155	7 334	9 000	7 758	7 758	6 466	6 847	7 231
Other	9 519	11 200	16 700	17 053	15 165	15 165	18 298	19 379	20 463
Interest and rent on land	-	2	21	-	-	-	-	-	-
Transfers and subsidies to:	1 631	846	998	104	104	104	87	92	97
Municipalities	-	12	-	-	-	-	-	-	-
Departmental agencies and accounts	10	10	4	4	4	4	-	-	-
Universities and Technikon	-	-	-	-	-	-	-	-	-
Foreign governments and international organisation	-	-	-	-	-	-	-	-	-
Public corporations and private enterprises	-	-	-	-	-	-	-	-	-
Non-profit institutions	-	-	-	-	-	-	-	-	-
Households	1 621	824	994	100	100	100	87	92	97
Payments for capital assets	100	305	994	142	301	301	-	-	-
Buildings and other fixed structures	-	-	-	-	-	-	-	-	-
Machinery and equipment	100	305	994	142	301	301	-	-	-
Heritage assets	-	-	-	-	-	-	-	-	-
Specialised military assets	-	-	-	-	-	-	-	-	-
Biological assets	-	-	-	-	-	-	-	-	-
Land and subsoil assets	-	-	-	-	-	-	-	-	-
Software and other intangible assets	-	-	-	-	-	-	-	-	-
Payments for financial assets	-	-	-	-	-	-	-	-	-
Unallocated contingency reserve	-	-	-	-	-	-	-	-	-
Total payments	164 421	195 104	223 215	234 194	230 613	230 613	243 693	258 071	272 523
Surplus/(deficit) before financing	-	-	-	-	-	-	-	-	-
Financing									
Roll-overs	-	-	-	-	-	-	-	-	-
Other (Specify)	-	-	-	-	-	-	-	-	-
Surplus/(deficit) after financing	-	-	-	-	-	-	-	-	-

Shongwe - Summary of Personnel Numbers and Costs

	As at 31 March 2014	As at 31 March 2015	As at 31 March 2016	As at 31 March 2017	As at 31 March 2018	As at 31 March 2019	As at 31 March 2020
Personnel numbers							
Professionals							
Medical Practitioners	17	17	17	17	17	17	17
Medical Specialists	-	1	1	1	1	1	1
Total Doctors	17	18	18	18	18	18	18
Professional Nurses	115	121	160	160	160	160	160
Nursing assistants and pupil nurses	132	138	111	111	111	111	120
Student nurses	-	-	-	-	-	-	-
Total Nurses	247	259	271	271	271	271	280
Ambulance personnel	2	2	-	-	-	-	-
Dentists, dental therapy, oral hygiene	4	4	4	4	4	4	4
Dietitians	2	2	5	5	5	5	5
Environmental health	2	2	2	2	2	2	2
Health sciences and medical technicians	-	-	1	1	1	1	1
Occupational therapists	3	3	3	3	3	3	3
Optometrists	-	-	-	-	-	-	-
Pharmacy assistants	-	-	7	7	7	7	7
Pharmacists	5	5	7	7	7	7	7
Physiotherapists	4	4	3	3	3	3	3
Psychologists	1	1	2	2	2	2	2
Radiographers	3	3	2	2	2	2	2
Speech and hearing therapists	-	-	2	2	2	2	2
Total Other Health Professionals	26	26	38	38	38	38	38
Administrative	250	255	256	256	256	256	261
Admin Levels: 10 - <	249	254	256	256	256	256	260
Admin Levels: 11 - 12	1	1	-	-	-	-	1
Admin Levels: 13 - >	-	-	-	-	-	-	-
Total Hospital Personnel	540	558	583	583	583	583	597
Total personnel cost(R thousand)	134 442	153 498	177 179	188 757	188 757	188 757	199 079
Unit cost (R thousand)	249	275	304	324	324	324	333

PROVINCIAL HOSPITALS ALLOCATIONS - 2017/18

Year : 2017/18
 Hospital name : Tintswalo
 Type : District Hospital

	2013/14	2014/15	2015/16	2016/17	2017/18	2018/19	2019/20
	Audited			Main Budget	Adjusted Budget	Revised Estimates	Medium-term estimates
R thousand							
Receipts							
Transfer receipts from national	198 225	141 185	229 432	250 024	248 794	248 794	244 390
Equitable share	198 225	141 185	229 432	250 024	248 794	248 794	244 390
Conditional grants	-	-	-	-	-	-	-
Comprehensive HIV and Aids Grant	-	-	-	-	-	-	-
Forensic Pathology Services Grant	-	-	-	-	-	-	-
Health Infrastructure Grant	-	-	-	-	-	-	-
Health Professions Training and Development G	-	-	-	-	-	-	-
Hospital Revitalisation Grant	-	-	-	-	-	-	-
National Health Insurance Grant	-	-	-	-	-	-	-
National Tertiary Services Grant	-	-	-	-	-	-	-
Nursing Colleges Grant	-	-	-	-	-	-	-
Funds from Provincial Own Revenue	-	-	-	-	-	-	-
Total receipts	198 225	141 185	229 432	250 024	248 794	248 794	244 390
Payments							
Current payments	196 532	140 394	227 106	249 777	248 578	248 578	244 124
Compensation of employees	170 361	106 688	184 208	206 087	206 087	206 087	207 540
Goods and services	26 171	33 702	42 897	43 690	42 491	42 491	36 584
of which							
Consultants and professional services	4 197	6 422	4 828	4 982	4 982	4 982	5 400
Maintenance and Minor repairs	623	3 210	1 179	750	500	500	671
Medical services	-	-	-	-	-	-	-
Medical supplies	6 583	8 296	9 357	9 620	9 614	9 614	8 303
Medicine	6 633	6 669	12 258	13 643	11 760	11 760	9 342
Other	8 135	9 105	15 275	14 695	15 635	15 635	12 868
Interest and rent on land	-	4	1	-	-	-	-
Transfers and subsidies to:	1 669	278	1 471	105	105	105	266
Municipalities	6	6	-	-	-	-	-
Departmental agencies and accounts	-	26	-	5	5	5	-
Universities and Technikon	-	-	-	-	-	-	-
Foreign governments and international organisation	-	-	-	-	-	-	-
Public corporations and private enterprises	-	-	-	-	-	-	-
Non-profit institutions	-	-	-	-	-	-	-
Households	1 663	246	1 471	100	100	100	266
Payments for capital assets	24	513	855	142	111	111	-
Buildings and other fixed structures	-	-	-	-	-	-	-
Machinery and equipment	24	513	855	142	111	111	-
Heritage assets	-	-	-	-	-	-	-
Specialised military assets	-	-	-	-	-	-	-
Biological assets	-	-	-	-	-	-	-
Land and subsoil assets	-	-	-	-	-	-	-
Software and other intangible assets	-	-	-	-	-	-	-
Payments for financial assets	-	-	-	-	-	-	-
Unallocated contingency reserve	-	-	-	-	-	-	-
Total payments	198 225	141 185	229 432	250 024	248 794	248 794	244 390
Surplus/(deficit) before financing	-	-	-	-	-	-	-
Financing							
Roll-overs	-	-	-	-	-	-	-
Other (Specify)	-	-	-	-	-	-	-
Surplus/(deficit) after financing	-	-	-	-	-	-	-

Tintswalo - Summary of Personnel Numbers and Costs

	As at 31 March 2014	As at 31 March 2015	As at 31 March 2016	As at 31 March 2017	As at 31 March 2018	As at 31 March 2019	As at 31 March 2020
Personnel numbers							
Professionals							
Medical Practitioners	21	28	30	32	34	14	14
Medical Specialists	1	-	-	-	-	1	1
Total Doctors	22	28	30	32	34	15	15
Professional Nurses	114	127	125	125	125	125	130
Nursing assistants and pupil nurses	216	221	173	173	173	173	180
Student nurses	-	-	-	-	-	-	-
Total Nurses	330	348	298	298	298	298	310
Ambulance personnel	5	-	-	-	-	-	-
Dentists, dental therapy, oral hygiene	-	5	5	5	5	5	5
Dietitians	4	2	2	2	2	2	2
Environmental health	3	-	-	-	-	-	-
Health sciences and medical technicians	-	4	4	4	4	4	4
Occupational therapists	1	2	2	2	2	2	2
Optometrists	-	-	-	-	-	-	-
Pharmacy assistants	4	-	-	-	-	-	-
Pharmacists	-	5	5	5	5	5	6
Physiotherapists	3	4	4	4	4	4	4
Psychologists	-	-	-	-	-	-	-
Radiographers	-	3	3	3	3	3	3
Speech and hearing therapists	2	2	2	2	2	2	2
Total Other Health Professionals	-	-	-	27	27	27	28
Administrative	371	398	412	412	412	412	422
Admin Levels: 10 - <	370	396	410	410	410	410	420
Admin Levels: 11 - 12	1	1	1	1	1	1	1
Admin Levels: 13 - >	-	1	1	1	1	1	1
Total Hospital Personnel	723	774	740	769	771	752	775
Total personnel cost(R thousand)	170 361	106 688	184 208	206 087	206 087	206 087	207 540
Unit cost (R thousand)	236	138	249	268	267	274	268

PROVINCIAL HOSPITALS ALLOCATIONS - 2017/18

Year	: 2017/18								
Hospital name	: Tonga								
Type	: District Hospital								
	2013/14	2014/15	2015/16	2016/17	2016/17	2016/17	2017/18	2018/19	2019/20
	Audited			Main Budget	Adjusted Budget	Revised Estimates	Medium-term estimates		
R thousand									
Receipts									
Transfer receipts from national	121 720	141 185	151 302	159 009	159 106	159 106	173 304	183 529	193 807
Equitable share	121 720	141 185	151 302	159 009	159 106	159 106	173 304	183 529	193 807
Conditional grants	-	-	-	-	-	-	-	-	-
Comprehensive HIV and Aids Grant	-	-	-	-	-	-	-	-	-
Forensic Pathology Services Grant	-	-	-	-	-	-	-	-	-
Health Infrastructure Grant	-	-	-	-	-	-	-	-	-
Health Professions Training and Development G	-	-	-	-	-	-	-	-	-
Hospital Revitalisation Grant	-	-	-	-	-	-	-	-	-
National Health Insurance Grant	-	-	-	-	-	-	-	-	-
National Tertiary Services Grant	-	-	-	-	-	-	-	-	-
Nursing Colleges Grant	-	-	-	-	-	-	-	-	-
Funds from Provincial Own Revenue	-	-	-	-	-	-	-	-	-
Total receipts	121 720	141 185	151 302	159 009	159 106	159 106	173 304	183 529	193 807
Payments									
Current payments	121 339	140 396	150 354	158 803	159 002	159 002	173 265	183 488	193 763
Compensation of employees	100 514	106 690	121 566	128 349	128 749	128 749	144 284	152 797	161 353
Goods and services	20 825	33 702	28 778	30 454	30 253	30 253	28 981	30 691	32 410
of which									
Consultants and professional services	2 835	-	4 340	4 554	4 554	4 554	5 421	5 741	6 062
Maintenance and Minor repairs	523	3 210	640	444	614	614	536	568	599
Medical services	-	-	-	-	-	-	-	-	-
Medical supplies	5 926	8 296	6 610	6 760	6 750	6 750	5 931	6 281	6 633
Medicine	3 714	6 669	6 824	7 600	6 551	6 551	4 849	5 135	5 423
Other	7 827	15 527	10 364	11 096	11 784	11 784	12 244	12 966	13 693
Interest and rent on land	-	4	10	-	-	-	-	-	-
Transfers and subsidies to:	108	276	485	64	64	64	39	41	44
Municipalities	7	6	-	-	-	-	-	-	-
Departmental agencies and accounts	24	24	-	14	14	14	17	18	19
Universities and Technikon	-	-	-	-	-	-	-	-	-
Foreign governments and international organisation	-	-	-	-	-	-	-	-	-
Public corporations and private enterprises	-	-	-	-	-	-	-	-	-
Non-profit institutions	-	-	-	-	-	-	-	-	-
Households	77	246	485	50	50	50	22	23	25
Payments for capital assets	273	513	463	142	40	40	-	-	-
Buildings and other fixed structures	-	-	-	-	-	-	-	-	-
Machinery and equipment	273	513	463	142	40	40	-	-	-
Heritage assets	-	-	-	-	-	-	-	-	-
Specialised military assets	-	-	-	-	-	-	-	-	-
Biological assets	-	-	-	-	-	-	-	-	-
Land and subsoil assets	-	-	-	-	-	-	-	-	-
Software and other intangible assets	-	-	-	-	-	-	-	-	-
Payments for financial assets	-	-	-	-	-	-	-	-	-
Unallocated contingency reserve	-	-	-	-	-	-	-	-	-
Total payments	121 720	141 185	151 302	159 009	159 106	159 106	173 304	183 529	193 807
Surplus/(deficit) before financing	-	-	-	-	-	-	-	-	-
Financing									
Roll-overs	-	-	-	-	-	-	-	-	-
Other (Specify)	-	-	-	-	-	-	-	-	-
Surplus/(deficit) after financing	-	-	-	-	-	-	-	-	-

Tonga - Summary of Personnel Numbers and Costs

	As at 31 March 2014	As at 31 March 2015	As at 31 March 2016	As at 31 March 2017	As at 31 March 2018	As at 31 March 2019	As at 31 March 2020
Personnel numbers							
Professionals							
Medical Practitioners	15	13	14	14	14	14	14
Medical Specialists	1	1	1	1	1	1	1
Total Doctors	16	14	15	15	15	15	15
Professional Nurses	56	52	85	85	85	85	90
Nursing assistants and pupil nurses	73	85	93	93	93	93	98
Student nurses	12	2	-	-	-	-	-
Total Nurses	141	139	178	178	178	178	188
Ambulance personnel	4	4	-	-	-	-	-
Dentists, dental therapy, oral hygiene	4	4	8	8	8	8	8
Dieticians	1	2	3	3	3	3	3
Environmental health	4	2	2	2	2	2	2
Health sciences and medical technicians	4	2	-	-	-	-	-
Occupational therapists	-	2	5	5	5	5	5
Optometrists	-	-	-	-	-	-	-
Pharmacy assistants	-	-	-	-	-	-	-
Pharmacists	6	5	16	16	16	16	16
Physiotherapists	-	1	3	3	3	3	3
Psychologists	-	-	1	1	1	1	1
Radiographers	3	2	2	2	2	2	2
Speech and hearing therapists	-	1	3	3	3	3	3
Total Other Health Professionals	26	25	43	43	43	43	43
Administrative	347	333	159	159	159	159	159
Admin Levels: 10 - <	346	332	158	158	158	158	158
Admin Levels: 11 - 12	1	1	1	1	1	1	1
Admin Levels: 13 - >	-	-	-	-	-	-	-
Total Hospital Personnel	530	511	395	395	395	395	405
Total personnel cost(R thousand)	100 514	106 690	121 566	128 349	128 749	128 749	144 284
Unit cost (R thousand)	190	209	308	325	326	326	356

PROVINCIAL HOSPITALS ALLOCATIONS - 2017/18

Year : 2017/18
 Type : Gert Sibande District Hospitals
 Summary

	2013/14	2014/15	2015/16	2016/17	2016/17	2016/17	2017/18	2018/19	2019/20
		Audited		Main Budget	Adjusted Budget	Revised Estimates	Medium-term estimates		
R thousand									
Receipts									
Transfer receipts from national	725 703	847 609	941 429	956 420	949 189	949 189	1 004 959	1 064 252	1 123 850
Equitable share	725 703	847 609	941 429	956 420	949 189	949 189	1 004 959	1 064 252	1 123 850
Conditional grants	-	-	-	-	-	-	-	-	-
Comprehensive HIV and Aids Grant	-	-	-	-	-	-	-	-	-
Forensic Pathology Services Grant	-	-	-	-	-	-	-	-	-
Health Infrastructure Grant	-	-	-	-	-	-	-	-	-
Health Professions Training and Development G	-	-	-	-	-	-	-	-	-
Hospital Revitalisation Grant	-	-	-	-	-	-	-	-	-
National Health Insurance Grant	-	-	-	-	-	-	-	-	-
National Tertiary Services Grant	-	-	-	-	-	-	-	-	-
Nursing Colleges Grant	-	-	-	-	-	-	-	-	-
Funds from Provincial Own Revenue									
Total receipts	725 703	847 609	941 429	956 420	949 189	949 189	1 004 959	1 064 252	1 123 850
Payments									
Current payments	721 281	844 026	935 872	955 403	948 313	948 313	1 004 467	1 063 733	1 123 299
Compensation of employees	582 143	654 942	736 720	781 728	781 728	781 728	827 770	876 610	925 697
Goods and services	139 137	189 081	199 116	173 675	166 585	166 585	176 697	187 123	197 602
of which									
Consultants and professional services	14 728	22 856	23 352	20 477	20 577	20 577	20 339	21 540	22 746
Maintenance and Minor repairs	3 509	20 436	3 951	3 045	2 109	2 109	2 473	2 619	2 765
Medical services	466	-	9 011	-	-	-	426	451	476
Medical supplies	20 875	35 675	39 555	35 846	35 308	35 308	39 631	41 969	44 319
Medicine	38 165	48 838	49 054	47 096	40 796	40 796	40 303	42 681	45 071
Other	61 394	61 276	74 193	67 211	67 795	67 795	73 525	77 063	82 225
Interest and rent on land	1	3	36	-	-	-	-	-	-
Transfers and subsidies to:	1 689	2 144	949	464	468	468	492	519	551
Municipalities	48	91	-	-	-	-	-	-	-
Departmental agencies and accounts	98	49	47	25	29	29	56	59	63
Universities and Technikon	-	-	-	-	-	-	-	-	-
Foreign governments and international organisation	-	-	-	-	-	-	-	-	-
Public corporations and private enterprises	-	-	-	-	-	-	-	-	-
Non-profit institutions	-	-	-	-	-	-	-	-	-
Households	1 543	2 004	902	439	439	439	436	460	488
Payments for capital assets	2 733	1 439	4 608	553	408	408	-	-	-
Buildings and other fixed structures	-	-	-	-	-	-	-	-	-
Machinery and equipment	2 733	1 439	4 608	553	408	408	-	-	-
Heritage assets	-	-	-	-	-	-	-	-	-
Specialised military assets	-	-	-	-	-	-	-	-	-
Biological assets	-	-	-	-	-	-	-	-	-
Land and subsoil assets	-	-	-	-	-	-	-	-	-
Software and other intangible assets	-	-	-	-	-	-	-	-	-
Payments for financial assets	-	-	-	-	-	-	-	-	-
Unallocated contingency reserve	-	-	-	-	-	-	-	-	-
Total payments	725 703	847 609	941 429	956 420	949 189	949 189	1 004 959	1 064 252	1 123 850
Surplus/(deficit) before financing	-	-	-	-	-	-	-	-	-
Financing									
Roll-overs	-	-	-	-	-	-	-	-	-
Other (Specify)	-	-	-	-	-	-	-	-	-
Surplus/(deficit) after financing	-	-	-	-	-	-	-	-	-

Gert Sibande District Hospitals - Summary of Personnel Numbers and Costs

	As at 31 March 2014	As at 31 March 2015	As at 31 March 2016	As at 31 March 2017	As at 31 March 2018	As at 31 March 2019	As at 31 March 2020
Personnel numbers							
Professionals							
Medical Practitioners	84	57	97	97	103	112	112
Medical Specialists	3	2	4	4	5	5	5
Total Doctors	87	59	101	101	108	117	117
Professional Nurses	290	419	590	599	619	630	629
Nursing assistants and pupil nurses	264	256	324	329	336	346	427
Student nurses	-	35	37	37	37	37	-
Total Nurses	554	710	951	965	992	1 013	1 056
Ambulance personnel	1	35	-	-	-	-	-
Dentists, dental therapy, oral hygiene	17	26	35	35	39	36	36
Dieticians	13	15	25	25	25	26	25
Environmental health	11	9	3	3	3	3	3
Health sciences and medical technicians	4	1	8	8	8	8	8
Occupational therapists	5	7	16	16	16	16	16
Optometrists	1	1	-	-	-	-	-
Pharmacy assistants	1	14	17	17	17	17	17
Pharmacists	12	22	65	65	67	69	69
Physiotherapists	3	7	19	19	19	19	16
Psychologists	2	1	3	3	3	3	3
Radiographers	11	14	26	26	26	26	26
Speech and hearing therapists	2	3	6	6	6	6	6
Total Other Health Professionals	83	155	223	223	229	229	225
Administrative	996	1 023	1 250	1 254	1 284	1 320	1 345
Admin Levels: 10 - <	988	1 015	1 247	1 251	1 281	1 317	1 337
Admin Levels: 11 - 12	-	8	3	3	3	3	8
Admin Levels: 13 - >	-	-	-	-	-	-	-
Total Hospital Personnel	1 720	1 947	2 525	2 543	2 613	2 679	2 743
Total personnel cost (R thousand)	582 143	654 942	736 720	781 728	781 728	781 728	827 770
Unit cost (R thousand)	338	336	292	307	299	292	302

PROVINCIAL HOSPITALS ALLOCATIONS - 2017/18

Year : 2017/18
 Hospital name : Amajuba
 Type : District Hospital

	2013/14	2014/15	2015/16	2016/17	2017/18	2018/19	2019/20
	Audited			Adjusted	Revised	Medium-term estimates	
R thousand				Budget	Estimates		
Receipts							
Transfer receipts from national	64 143	83 404	86 300	94 059	93 320	93 320	95 540
Equitable share	64 143	83 404	86 300	94 059	93 320	93 320	95 540
Conditional grants							
Comprehensive HIV and Aids Grant	-	-	-	-	-	-	-
Forensic Pathology Services Grant	-	-	-	-	-	-	-
Health Infrastructure Grant	-	-	-	-	-	-	-
Health Professions Training and Development G	-	-	-	-	-	-	-
Hospital Revitalisation Grant	-	-	-	-	-	-	-
National Health Insurance Grant	-	-	-	-	-	-	-
National Tertiary Services Grant	-	-	-	-	-	-	-
Nursing Colleges Grant	-	-	-	-	-	-	-
Funds from Provincial Own Revenue							
Total receipts	64 143	83 404	86 300	94 059	93 320	93 320	95 540
Payments							
Current payments	62 728	82 844	85 266	93 934	93 212	93 212	95 601
Compensation of employees	50 221	63 437	67 549	77 824	77 824	77 824	78 268
Goods and services	12 507	19 405	17 711	16 110	15 388	15 388	17 233
of which							
Consultants and professional services	1 209	2 063	1 905	1 456	1 456	1 456	1 526
Maintenance and Minor repairs	638	3 056	671	481	216	216	203
Medical services	-	-	-	-	-	-	-
Medical supplies	1 590	2 636	2 052	2 704	2 233	2 233	2 864
Medicine	1 878	4 735	4 035	3 732	3 217	3 217	3 157
Other	7 192	6 915	9 048	7 737	8 266	8 266	9 483
Interest and rent on land	-	2	6	-	-	-	-
Transfers and subsidies to:	370	293	137	51	54	54	39
Municipalities	9	14	-	-	-	-	-
Departmental agencies and accounts	-	5	-	-	3	3	5
Universities and Technikon	-	-	-	-	-	-	-
Foreign governments and international organisation	-	-	-	-	-	-	-
Public corporations and private enterprises	-	-	-	-	-	-	-
Non-profit institutions	-	-	-	-	-	-	-
Households	361	274	137	51	51	51	34
Payments for capital assets	1 045	267	897	74	54	54	-
Buildings and other fixed structures	-	-	-	-	-	-	-
Machinery and equipment	1 045	267	897	74	54	54	-
Heritage assets	-	-	-	-	-	-	-
Specialised military assets	-	-	-	-	-	-	-
Biological assets	-	-	-	-	-	-	-
Land and subsoil assets	-	-	-	-	-	-	-
Software and other intangible assets	-	-	-	-	-	-	-
Payments for financial assets	-	-	-	-	-	-	-
Unallocated contingency reserve	-	-	-	-	-	-	-
Total payments	64 143	83 404	86 300	94 059	93 320	93 320	95 540
Surplus/(deficit) before financing	-	-	-	-	-	-	-
Financing							
Roll-overs	-	-	-	-	-	-	-
Other (Specify)	-	-	-	-	-	-	-
Surplus/(deficit) after financing	-	-	-	-	-	-	-

Amajuba - Summary of Personnel Numbers and Costs

	As at 31 March 2014	As at 31 March 2015	As at 31 March 2016	As at 31 March 2017	As at 31 March 2018	As at 31 March 2019	As at 31 March 2020
Personnel numbers							
Professionals							
Medical Practitioners	2	3	8	8	9	11	11
Medical Specialists	-	-	-	-	-	-	-
Total Doctors	2	3	8	8	9	11	11
Professional Nurses	35	49	43	43	43	43	43
Nursing assistants and pupil nurses	12	26	40	40	40	40	45
Student nurses	-	-	-	-	-	-	-
Total Nurses	47	75	83	83	83	83	88
Ambulance personnel	-	-	-	-	-	-	-
Dentists, dental therapy, oral hygiene	-	3	2	2	2	2	2
Dieticians	-	2	2	2	2	2	1
Environmental health	1	1	1	1	1	1	1
Health sciences and medical technicians	-	-	1	1	1	1	1
Occupational therapists	-	1	2	2	2	2	2
Optometrists	-	-	-	-	-	-	-
Pharmacy assistants	-	3	3	3	3	3	3
Pharmacists	-	4	7	7	7	7	7
Physiotherapists	-	-	1	1	1	1	1
Psychologists	-	-	-	-	-	-	-
Radiographers	3	2	3	3	3	3	3
Speech and hearing therapists	-	-	-	-	-	-	-
Total Other Health Professionals	4	16	22	22	22	22	21
Administrative	65	67	117	117	120	125	131
Admin Levels: 10 - <	64	66	117	117	120	125	130
Admin Levels: 11 - 12	1	1	-	-	-	-	1
Admin Levels: 13 - >	-	-	-	-	-	-	-
Total Hospital Personnel	118	161	230	230	234	241	251
Total personnel cost(R thousand)	50 221	63 437	67 549	77 824	77 824	77 824	78 268
Unit cost (R thousand)	426	394	294	338	333	323	312

PROVINCIAL HOSPITALS ALLOCATIONS - 2017/18

Year : 2017/18
 Hospital name : Bethal
 Type : District Hospital

	2013/14	2014/15	2015/16	2016/17	2016/17	2016/17	2017/18	2018/19	2019/20
		Audited		Main Budget	Adjusted Budget	Revised Estimates	Medium-term estimates		
R thousand									
Receipts									
Transfer receipts from national	110 343	132 429	150 959	149 676	148 286	148 286	148 218	156 963	165 753
Equitable share	110 343	132 429	150 959	149 676	148 286	148 286	148 218	156 963	165 753
Conditional grants	-	-	-	-	-	-	-	-	-
Comprehensive HIV and Aids Grant	-	-	-	-	-	-	-	-	-
Forensic Pathology Services Grant	-	-	-	-	-	-	-	-	-
Health Infrastructure Grant	-	-	-	-	-	-	-	-	-
Health Professions Training and Development G	-	-	-	-	-	-	-	-	-
Hospital Revitalisation Grant	-	-	-	-	-	-	-	-	-
National Health Insurance Grant	-	-	-	-	-	-	-	-	-
National Tertiary Services Grant	-	-	-	-	-	-	-	-	-
Nursing Colleges Grant	-	-	-	-	-	-	-	-	-
Funds from Provincial Own Revenue									
Total receipts	110 343	132 429	150 959	149 676	148 286	148 286	148 218	156 963	165 753
Payments									
Current payments	109 851	132 020	149 503	149 571	148 197	148 197	148 196	156 940	165 728
Compensation of employees	88 145	99 765	117 502	119 732	119 732	119 732	124 484	131 829	139 211
Goods and services	21 706	32 255	31 991	29 839	28 465	28 465	23 712	25 111	26 517
of which									
Consultants and professional services	3 507	7 161	5 794	5 956	5 956	5 956	3 924	4 156	4 388
Maintenance and Minor repairs	453	2 877	590	600	459	459	425	450	475
Medical services	173	-	-	-	-	-	-	-	-
Medical supplies	3 056	4 605	5 327	5 117	4 997	4 997	4 389	4 648	4 908
Medicine	6 604	8 504	8 363	8 050	6 939	6 939	5 064	5 363	5 663
Other	7 913	9 108	11 917	10 116	10 114	10 114	9 910	10 494	11 083
Interest and rent on land	-	-	10	-	-	-	-	-	-
Transfers and subsidies to:	350	87	293	31	31	31	22	23	25
Municipalities	11	9	-	-	-	-	-	-	-
Departmental agencies and accounts	-	9	-	-	-	-	-	-	-
Universities and Technikon	-	-	-	-	-	-	-	-	-
Foreign governments and international organisation	-	-	-	-	-	-	-	-	-
Public corporations and private enterprises	-	-	-	-	-	-	-	-	-
Non-profit institutions	-	-	-	-	-	-	-	-	-
Households	339	69	293	31	31	31	22	23	25
Payments for capital assets	142	322	1 163	74	58	58	-	-	-
Buildings and other fixed structures	-	-	-	-	-	-	-	-	-
Machinery and equipment	142	322	1 163	74	58	58	-	-	-
Heritage assets	-	-	-	-	-	-	-	-	-
Specialised military assets	-	-	-	-	-	-	-	-	-
Biological assets	-	-	-	-	-	-	-	-	-
Land and subsoil assets	-	-	-	-	-	-	-	-	-
Software and other intangible assets	-	-	-	-	-	-	-	-	-
Payments for financial assets	-	-	-	-	-	-	-	-	-
Unallocated contingency reserve	-	-	-	-	-	-	-	-	-
Total payments	110 343	132 429	150 959	149 676	148 286	148 286	148 218	156 963	165 753
Surplus/(deficit) before financing	-	-	-	-	-	-	-	-	-
Financing									
Roll-overs	-	-	-	-	-	-	-	-	-
Other (Specify)	-	-	-	-	-	-	-	-	-
Surplus/(deficit) after financing	-	-	-	-	-	-	-	-	-

Bethal - Summary of Personnel Numbers and Costs

	As at 31 March 2014	As at 31 March 2015	As at 31 March 2016	As at 31 March 2017	As at 31 March 2018	As at 31 March 2019	As at 31 March 2020
Personnel numbers							
Professionals							
Medical Practitioners	23	12	19	19	19	21	21
Medical Specialists	1	1	2	2	2	2	2
Total Doctors	24	13	21	21	21	23	23
Professional Nurses	87	93	97	97	100	105	105
Nursing assistants and pupil nurses	65	43	43	43	45	47	55
Student nurses	-	-	-	-	-	-	-
Total Nurses	152	136	140	140	145	152	160
Ambulance personnel	1	-	-	-	-	-	-
Dentists, dental therapy, oral hygiene	-	2	4	4	5	5	5
Dieticians	4	3	4	4	4	4	4
Environmental health	5	1	1	1	1	1	1
Health sciences and medical technicians	-	-	2	2	2	2	2
Occupational therapists	1	1	2	2	2	2	2
Optometrists	1	1	-	-	-	-	-
Pharmacy assistants	1	5	3	3	3	3	3
Pharmacists	-	5	12	12	12	12	12
Physiotherapists	-	2	3	3	3	3	3
Psychologists	1	-	-	-	-	-	-
Radiographers	-	2	1	1	1	1	1
Speech and hearing therapists	-	1	1	1	1	1	1
Total Other Health Professionals	14	23	33	33	34	34	34
Administrative	248	178	206	206	210	215	221
Admin Levels: 10 - <	247	177	206	206	210	215	220
Admin Levels: 11 - 12	1	1	-	-	-	-	1
Admin Levels: 13 - >	-	-	-	-	-	-	-
Total Hospital Personnel	438	350	400	400	410	424	438
Total personnel cost (R thousand)	88 145	99 765	117 502	119 732	119 732	119 732	124 484
Unit cost (R thousand)	201	285	294	299	292	282	284

PROVINCIAL HOSPITALS ALLOCATIONS - 2017/18

Year	: 2017/18								
Hospital name	: Carolina								
Type	: District Hospital								
	2013/14	2014/15	2015/16	2016/17	2017/18	2018/19	2019/20		
	Audited			Main Budget	Adjusted Budget	Revised Estimates	Medium-term estimates		
R thousand									
Receipts									
Transfer receipts from national	57 704	72 011	79 078	80 870	80 312	80 312	85 658	90 712	95 792
Equitable share	57 704	72 011	79 078	80 870	80 312	80 312	85 658	90 712	95 792
Conditional grants	-	-	-	-	-	-	-	-	-
Comprehensive HIV and Aids Grant	-	-	-	-	-	-	-	-	-
Forensic Pathology Services Grant	-	-	-	-	-	-	-	-	-
Health Infrastructure Grant	-	-	-	-	-	-	-	-	-
Health Professions Training and Development G	-	-	-	-	-	-	-	-	-
Hospital Revitalisation Grant	-	-	-	-	-	-	-	-	-
National Health Insurance Grant	-	-	-	-	-	-	-	-	-
National Tertiary Services Grant	-	-	-	-	-	-	-	-	-
Nursing Colleges Grant	-	-	-	-	-	-	-	-	-
Funds from Provincial Own Revenue	-	-	-	-	-	-	-	-	-
Total receipts	57 704	72 011	79 078	80 870	80 312	80 312	85 658	90 712	95 792
Payments									
Current payments	57 504	71 812	78 795	80 762	80 224	80 224	85 623	90 675	95 753
Compensation of employees	49 398	58 337	66 297	69 950	69 928	69 928	74 431	78 822	83 236
Goods and services	8 105	13 475	12 495	10 812	10 296	10 296	11 192	11 853	12 517
of which									
Consultants and professional services	541	774	1 042	753	853	853	729	772	815
Maintenance and Minor repairs	515	1 436	290	400	440	440	423	448	473
Medical services	6	-	-	-	-	-	-	-	-
Medical supplies	1 563	2 686	2 037	2 501	2 051	2 051	2 849	3 017	3 186
Medicine	1 797	3 897	4 036	2 495	2 351	2 351	2 680	2 838	2 997
Other	3 683	4 682	5 090	4 663	4 601	4 601	4 511	4 776	5 046
Interest and rent on land	1	-	3	-	-	-	-	-	-
Transfers and subsidies to:	195	143	46	42	43	43	35	37	39
Municipalities	4	4	-	-	-	-	-	-	-
Departmental agencies and accounts	-	-	4	-	1	1	2	2	2
Universities and Technikon	-	-	-	-	-	-	-	-	-
Foreign governments and international organisation	-	-	-	-	-	-	-	-	-
Public corporations and private enterprises	-	-	-	-	-	-	-	-	-
Non-profit institutions	-	-	-	-	-	-	-	-	-
Households	191	139	42	42	42	42	33	35	37
Payments for capital assets	5	56	237	66	45	45	-	-	-
Buildings and other fixed structures	-	-	-	-	-	-	-	-	-
Machinery and equipment	5	56	237	66	45	45	-	-	-
Heritage assets	-	-	-	-	-	-	-	-	-
Specialised military assets	-	-	-	-	-	-	-	-	-
Biological assets	-	-	-	-	-	-	-	-	-
Land and subsoil assets	-	-	-	-	-	-	-	-	-
Software and other intangible assets	-	-	-	-	-	-	-	-	-
Payments for financial assets	-	-	-	-	-	-	-	-	-
Unallocated contingency reserve	-	-	-	-	-	-	-	-	-
Total payments	57 704	72 011	79 078	80 870	80 312	80 312	85 658	90 712	95 792
Surplus/(deficit) before financing	-	-	-	-	-	-	-	-	-
Financing									
Roll-overs	-	-	-	-	-	-	-	-	-
Other (Specify)	-	-	-	-	-	-	-	-	-
Surplus/(deficit) after financing	-	-	-	-	-	-	-	-	-

Carolina - Summary of Personnel Numbers and Costs

	As at 31 March 2014	As at 31 March 2015	As at 31 March 2016	As at 31 March 2017	As at 31 March 2018	As at 31 March 2019	As at 31 March 2020
Personnel numbers							
Professionals							
Medical Practitioners	2	2	10	10	10	10	10
Medical Specialists	-	-	-	-	-	-	-
Total Doctors	2	2	10	10	10	10	10
Professional Nurses	-	-	42	42	45	47	47
Nursing assistants and pupil nurses	12	12	-	-	-	-	57
Student nurses	-	-	37	37	37	37	-
Total Nurses	12	12	79	79	82	84	104
Ambulance personnel	-	-	-	-	-	-	-
Dentists, dental therapy, oral hygiene	3	-	3	3	3	3	3
Dieticians	3	-	1	1	1	1	1
Environmental health	-	1	-	-	-	-	-
Health sciences and medical technicians	1	-	-	-	-	-	-
Occupational therapists	-	-	2	2	2	2	2
Optometrists	-	-	-	-	-	-	-
Pharmacy assistants	-	-	1	1	1	1	1
Pharmacists	-	-	7	7	9	11	11
Physiotherapists	1	-	-	-	-	-	-
Psychologists	-	-	1	1	1	1	1
Radiographers	4	-	2	2	2	2	2
Speech and hearing therapists	-	-	-	-	-	-	-
Total Other Health Professionals	12	1	17	17	19	21	21
Administrative	106	64	215	215	221	231	231
Admin Levels: 10 - <	105	63	214	214	220	230	230
Admin Levels: 11 - 12	1	1	1	1	1	1	1
Admin Levels: 13 - >	-	-	-	-	-	-	-
Total Hospital Personnel	132	79	321	321	332	346	366
Total personnel cost(R thousand)	49 398	58 337	66 297	69 950	69 928	69 928	74 431
Unit cost (R thousand)	374	738	207	218	211	202	203

PROVINCIAL HOSPITALS ALLOCATIONS - 2017/18

Year : 2017/18
 Hospital name : Elsie ballot
 Type : District Hospital

	2013/14	2014/15	2015/16	2016/17	2016/17	2016/17	2017/18	2018/19	2019/20
		Audited		Main Budget	Adjusted Budget	Revised Estimates	Medium-term estimates		
R thousand									
Receipts									
Transfer receipts from national	22 241	29 023	32 616	33 300	32 978	32 978	30 712	32 524	34 345
Equitable share	22 241	29 023	32 616	33 300	32 978	32 978	30 712	32 524	34 345
Conditional grants	-	-	-	-	-	-	-	-	-
Comprehensive HIV and Aids Grant	-	-	-	-	-	-	-	-	-
Forensic Pathology Services Grant	-	-	-	-	-	-	-	-	-
Health Infrastructure Grant	-	-	-	-	-	-	-	-	-
Health Professions Training and Development G	-	-	-	-	-	-	-	-	-
Hospital Revitalisation Grant	-	-	-	-	-	-	-	-	-
National Health Insurance Grant	-	-	-	-	-	-	-	-	-
National Tertiary Services Grant	-	-	-	-	-	-	-	-	-
Nursing Colleges Grant	-	-	-	-	-	-	-	-	-
Funds from Provincial Own Revenue									
Total receipts	22 241	29 023	32 616	33 300	32 978	32 978	30 712	32 524	34 345
Payments									
Current payments	22 168	28 660	32 195	33 203	32 882	32 882	30 702	32 513	34 333
Compensation of employees	17 014	24 158	26 941	27 394	27 416	27 416	27 372	28 987	30 610
Goods and services	5 154	4 502	5 254	5 809	5 466	5 466	3 330	3 526	3 723
of which									
Consultants and professional services	340	412	413	537	537	537	268	284	300
Maintenance and Minor repairs	125	550	85	34	34	34	44	47	49
Medical services	6	-	-	-	-	-	-	-	-
Medical supplies	1 158	976	1 163	869	869	869	638	676	713
Medicine	1 000	884	1 755	2 273	1 959	1 959	772	818	863
Other	2 525	1 680	1 838	2 096	2 067	2 067	1 608	1 701	1 798
Interest and rent on land	-	-	-	-	-	-	-	-	-
Transfers and subsidies to:	22	255	36	31	31	31	10	11	12
Municipalities	4	1	-	-	-	-	-	-	-
Departmental agencies and accounts	5	1	-	-	-	-	1	1	1
Universities and Technikon	-	-	-	-	-	-	-	-	-
Foreign governments and international organisation	-	-	-	-	-	-	-	-	-
Public corporations and private enterprises	-	-	-	-	-	-	-	-	-
Non-profit institutions	-	-	-	-	-	-	-	-	-
Households	13	253	36	31	31	31	9	10	11
Payments for capital assets	51	108	385	66	65	65	-	-	-
Buildings and other fixed structures	-	-	-	-	-	-	-	-	-
Machinery and equipment	51	108	385	66	65	65	-	-	-
Heritage assets	-	-	-	-	-	-	-	-	-
Specialised military assets	-	-	-	-	-	-	-	-	-
Biological assets	-	-	-	-	-	-	-	-	-
Land and subsoil assets	-	-	-	-	-	-	-	-	-
Software and other intangible assets	-	-	-	-	-	-	-	-	-
Payments for financial assets	-	-	-	-	-	-	-	-	-
Unallocated contingency reserve	-	-	-	-	-	-	-	-	-
Total payments	22 241	29 023	32 616	33 300	32 978	32 978	30 712	32 524	34 345
Surplus/(deficit) before financing	-	-	-	-	-	-	-	-	-
Financing									
Roll-overs	-	-	-	-	-	-	-	-	-
Other (Specify)	-	-	-	-	-	-	-	-	-
Surplus/(deficit) after financing	-	-	-	-	-	-	-	-	-

Elsie ballot - Summary of Personnel Numbers and Costs

	As at 31 March 2014	As at 31 March 2015	As at 31 March 2016	As at 31 March 2017	As at 31 March 2018	As at 31 March 2019	As at 31 March 2020
Personnel numbers							
Professionals							
Medical Practitioners	2	2	4	4	6	7	7
Medical Specialists	-	-	-	-	-	-	-
Total Doctors	2	2	4	4	6	7	7
Professional Nurses	-	16	19	19	19	19	19
Nursing assistants and pupil nurses	12	4	13	13	13	13	20
Student nurses	-	-	-	-	-	-	-
Total Nurses	12	20	32	32	32	32	39
Ambulance personnel	-	-	-	-	-	-	-
Dentists, dental therapy, oral hygiene	-	-	1	1	1	1	1
Dieticians	-	-	1	1	1	1	1
Environmental health	1	-	-	-	-	-	-
Health sciences and medical technicians	-	-	-	-	-	-	-
Occupational therapists	-	-	1	1	1	1	1
Optometrists	-	-	-	-	-	-	-
Pharmacy assistants	-	1	1	1	1	1	1
Pharmacists	-	2	2	2	2	2	2
Physiotherapists	-	-	-	-	-	-	-
Psychologists	-	-	-	-	-	-	-
Radiographers	-	2	2	2	2	2	2
Speech and hearing therapists	-	-	-	-	-	-	-
Total Other Health Professionals	1	5	8	8	8	8	8
Administrative	65	44	45	45	45	45	51
Admin Levels: 10 - <	64	43	45	45	45	45	50
Admin Levels: 11 - 12	1	1	-	-	-	-	-
Admin Levels: 13 - >	-	-	-	-	-	-	-
Total Hospital Personnel	80	71	89	89	91	92	105
Total personnel cost (R thousand)	17 014	24 158	26 941	27 394	27 416	27 416	27 372
Unit cost (R thousand)	213	340	303	308	301	298	261

PROVINCIAL HOSPITALS ALLOCATIONS - 2017/18

Year	: 2017/18								
Hospital name	: Embhuleni								
Type	: District Hospital								
	2013/14	2014/15	2015/16	2016/17	2016/17	2016/17	2017/18	2018/19	2019/20
		Audited		Main Budget	Adjusted Budget	Revised Estimates	Medium-term estimates		
R thousand									
Receipts									
Transfer receipts from national	136 363	141 581	162 574	157 548	155 644	155 644	183 034	193 833	204 688
Equitable share	136 363	141 581	162 574	157 548	155 644	155 644	183 034	193 833	204 688
Conditional grants	-	-	-	-	-	-	-	-	-
Comprehensive HIV and Aids Grant	-	-	-	-	-	-	-	-	-
Forensic Pathology Services Grant	-	-	-	-	-	-	-	-	-
Health Infrastructure Grant	-	-	-	-	-	-	-	-	-
Health Professions Training and Development G	-	-	-	-	-	-	-	-	-
Hospital Revitalisation Grant	-	-	-	-	-	-	-	-	-
National Health Insurance Grant	-	-	-	-	-	-	-	-	-
National Tertiary Services Grant	-	-	-	-	-	-	-	-	-
Nursing Colleges Grant	-	-	-	-	-	-	-	-	-
Funds from Provincial Own Revenue	-	-	-	-	-	-	-	-	-
Total receipts	136 363	141 581	162 574	157 548	155 644	155 644	183 034	193 833	204 688
Payments									
Current payments	135 531	141 444	162 261	157 431	155 593	155 593	182 878	193 669	204 514
Compensation of employees	113 120	111 750	127 954	131 382	131 382	131 382	148 286	157 035	165 829
Goods and services	22 411	29 693	34 307	26 049	24 211	24 211	34 592	36 634	38 685
of which									
Consultants and professional services	2 500	2 905	4 572	3 400	3 400	3 400	3 929	4 161	4 394
Maintenance and Minor repairs	400	3 091	582	300	260	260	249	264	278
Medical services	15	-	-	-	-	-	-	-	-
Medical supplies	4 263	6 321	8 551	6 231	5 828	5 828	9 409	9 964	10 522
Medicine	5 800	5 515	7 339	4 719	4 068	4 068	6 499	6 882	7 268
Other	9 433	11 861	13 263	11 399	10 655	10 655	14 506	15 363	16 223
Interest and rent on land	-	1	-	-	-	-	-	-	-
Transfers and subsidies to:	69	77	119	51	51	51	156	164	174
Municipalities	-	16	-	-	-	-	-	-	-
Departmental agencies and accounts	69	2	3	-	-	-	-	-	-
Universities and Technikon	-	-	-	-	-	-	-	-	-
Foreign governments and international organisation	-	-	-	-	-	-	-	-	-
Public corporations and private enterprises	-	-	-	-	-	-	-	-	-
Non-profit institutions	-	-	-	-	-	-	-	-	-
Households	-	59	116	51	51	51	156	164	174
Payments for capital assets	763	60	194	66	-	-	-	-	-
Buildings and other fixed structures	-	-	-	-	-	-	-	-	-
Machinery and equipment	763	60	194	66	-	-	-	-	-
Heritage assets	-	-	-	-	-	-	-	-	-
Specialised military assets	-	-	-	-	-	-	-	-	-
Biological assets	-	-	-	-	-	-	-	-	-
Land and subsoil assets	-	-	-	-	-	-	-	-	-
Software and other intangible assets	-	-	-	-	-	-	-	-	-
Payments for financial assets	-	-	-	-	-	-	-	-	-
Unallocated contingency reserve	-	-	-	-	-	-	-	-	-
Total payments	136 363	141 581	162 574	157 548	155 644	155 644	183 034	193 833	204 688
Surplus/(deficit) before financing	-	-	-	-	-	-	-	-	-
Financing									
Roll-overs	-	-	-	-	-	-	-	-	-
Other (Specify)	-	-	-	-	-	-	-	-	-
Surplus/(deficit) after financing	-	-	-	-	-	-	-	-	-

Embhuleni - Summary of Personnel Numbers and Costs

	As at 31 March 2014	As at 31 March 2015	As at 31 March 2016	As at 31 March 2017	As at 31 March 2018	As at 31 March 2019	As at 31 March 2020
Personnel numbers							
Professionals							
Medical Practitioners	-	-	12	12	13	13	13
Medical Specialists	-	-	-	-	-	-	-
Total Doctors	-	-	12	12	13	13	13
Professional Nurses	-	105	112	112	120	120	120
Nursing assistants and pupil nurses	12	38	58	58	58	58	60
Student nurses	-	-	-	-	-	-	-
Total Nurses	12	143	170	170	178	178	180
Ambulance personnel	-	16	-	-	-	-	-
Dentists, dental therapy, oral hygiene	-	4	6	6	6	6	6
Dieticians	-	2	5	5	5	5	5
Environmental health	1	4	-	-	-	-	-
Health sciences and medical technicians	-	-	-	-	-	-	-
Occupational therapists	-	2	5	5	5	5	5
Optometrists	-	-	-	-	-	-	-
Pharmacy assistants	-	4	2	2	2	2	2
Pharmacists	-	1	7	7	7	7	7
Physiotherapists	-	2	3	3	3	3	3
Psychologists	-	-	1	1	1	1	1
Radiographers	-	3	3	3	3	3	3
Speech and hearing therapists	-	-	-	-	-	-	-
Total Other Health Professionals	1	38	32	32	32	32	32
Administrative	65	223	191	191	191	191	196
Admin Levels: 10 - <	64	222	190	190	190	190	195
Admin Levels: 11 - 12	1	1	1	1	1	1	1
Admin Levels: 13 - >	-	-	-	-	-	-	-
Total Hospital Personnel	78	404	405	405	414	414	421
Total personnel cost (R thousand)	113 120	111 750	127 954	131 382	131 382	131 382	148 286
Unit cost (R thousand)	1 450	277	316	324	317	317	352

PROVINCIAL HOSPITALS ALLOCATIONS - 2017/18

Year : 2017/18
 Hospital name : Evander
 Type : District Hospital

	2013/14	2014/15	2015/16	2016/17	2016/17	2016/17	2017/18	2018/19	2019/20
		Audited		Main Budget	Adjusted Budget	Revised Estimates	Medium-term estimates		
R thousand									
Receipts									
Transfer receipts from national	96 754	122 647	124 976	145 962	145 457	145 457	136 362	144 407	152 494
Equitable share	96 754	122 647	124 976	145 962	145 457	145 457	136 362	144 407	152 494
Conditional grants	-	-	-	-	-	-	-	-	-
Comprehensive HIV and Aids Grant	-	-	-	-	-	-	-	-	-
Forensic Pathology Services Grant	-	-	-	-	-	-	-	-	-
Health Infrastructure Grant	-	-	-	-	-	-	-	-	-
Health Professions Training and Development G	-	-	-	-	-	-	-	-	-
Hospital Revitalisation Grant	-	-	-	-	-	-	-	-	-
National Health Insurance Grant	-	-	-	-	-	-	-	-	-
National Tertiary Services Grant	-	-	-	-	-	-	-	-	-
Nursing Colleges Grant	-	-	-	-	-	-	-	-	-
Funds from Provincial Own Revenue	-	-	-	-	-	-	-	-	-
Total receipts	96 754	122 647	124 976	145 962	145 457	145 457	136 362	144 407	152 494
Payments									
Current payments	96 433	122 172	124 507	145 815	145 317	145 317	136 304	144 346	152 430
Compensation of employees	77 314	94 448	99 670	120 195	120 195	120 195	112 517	119 156	125 828
Goods and services	19 119	27 724	24 836	25 620	25 122	25 122	23 787	25 190	26 602
of which									
Consultants and professional services	2 410	3 622	3 201	3 263	3 263	3 263	3 370	3 569	3 769
Maintenance and Minor repairs	216	1 799	396	460	290	290	457	484	511
Medical services	197	-	-	-	-	-	-	-	-
Medical supplies	3 889	6 067	5 991	6 278	6 772	6 772	6 381	6 757	7 136
Medicine	5 481	8 170	5 611	7 796	6 720	6 720	5 146	5 450	5 755
Other	6 926	8 066	9 637	7 823	8 077	8 077	8 433	8 930	9 431
Interest and rent on land	-	-	1	-	-	-	-	-	-
Transfers and subsidies to:	81	395	81	81	81	81	58	61	64
Municipalities	9	11	-	-	-	-	-	-	-
Departmental agencies and accounts	-	3	-	-	-	-	-	-	-
Universities and Technikon	-	-	-	-	-	-	-	-	-
Foreign governments and international organisation	-	-	-	-	-	-	-	-	-
Public corporations and private enterprises	-	-	-	-	-	-	-	-	-
Non-profit institutions	-	-	-	-	-	-	-	-	-
Households	72	381	81	81	81	81	58	61	64
Payments for capital assets	240	80	388	66	59	59	-	-	-
Buildings and other fixed structures	-	-	-	-	-	-	-	-	-
Machinery and equipment	240	80	388	66	59	59	-	-	-
Heritage assets	-	-	-	-	-	-	-	-	-
Specialised military assets	-	-	-	-	-	-	-	-	-
Biological assets	-	-	-	-	-	-	-	-	-
Land and subsoil assets	-	-	-	-	-	-	-	-	-
Software and other intangible assets	-	-	-	-	-	-	-	-	-
Payments for financial assets	-	-	-	-	-	-	-	-	-
Unallocated contingency reserve	-	-	-	-	-	-	-	-	-
Total payments	96 754	122 647	124 976	145 962	145 457	145 457	136 362	144 407	152 494
Surplus/(deficit) before financing	-	-	-	-	-	-	-	-	-
Financing									
Roll-overs	-	-	-	-	-	-	-	-	-
Other (Specify)	-	-	-	-	-	-	-	-	-
Surplus/(deficit) after financing	-	-	-	-	-	-	-	-	-

Evander - Summary of Personnel Numbers and Costs

	As at 31 March 2014	As at 31 March 2015	As at 31 March 2016	As at 31 March 2017	As at 31 March 2018	As at 31 March 2019	As at 31 March 2020
Personnel numbers							
Professionals							
Medical Practitioners	2	2	17	17	18	20	20
Medical Specialists	-	-	1	1	2	2	2
Total Doctors	2	2	18	18	20	22	22
Professional Nurses	-	-	80	89	95	99	100
Nursing assistants and pupil nurses	12	12	50	55	60	68	70
Student nurses	-	-	-	-	-	-	-
Total Nurses	12	12	130	144	155	167	170
Ambulance personnel	-	-	-	-	-	-	-
Dentists, dental therapy, oral hygiene	-	-	3	3	4	3	3
Dieticians	-	-	3	3	3	4	4
Environmental health	1	1	-	-	-	-	-
Health sciences and medical technicians	-	-	-	-	-	-	-
Occupational therapists	-	-	-	-	-	-	-
Optometrists	-	-	-	-	-	-	-
Pharmacy assistants	-	-	3	3	3	3	3
Pharmacists	-	-	8	8	8	8	8
Physiotherapists	-	-	6	6	6	6	6
Psychologists	-	-	1	1	1	1	1
Radiographers	-	-	6	6	6	6	6
Speech and hearing therapists	-	-	3	3	3	3	3
Total Other Health Professionals	1	1	33	33	34	34	34
Administrative	64	65	157	157	160	168	168
Admin Levels: 10 - <	-	-	64	156	159	167	167
Admin Levels: 11 - 12	1	1	1	1	1	1	1
Admin Levels: 13 - >	-	-	-	-	-	-	-
Total Hospital Personnel	79	80	338	352	369	391	394
Total personnel cost (R thousand)	77 314	94 448	99 670	120 195	120 195	120 195	112 517
Unit cost (R thousand)	979	1 181	295	341	326	307	286

PROVINCIAL HOSPITALS ALLOCATIONS – 2017/18

Year : 2017/18
 Hospital name : Piet retief
 Type : District Hospital

	2013/14	2014/15	2015/16	2016/17	2016/17	2016/17	2017/18	2018/19	2019/20
	Audited			Main Budget	Adjusted Budget	Revised Estimates	Medium-term estimates		
R thousand									
Receipts									
Transfer receipts from national	108 945	144 557	163 650	160 108	159 820	159 820	183 689	194 527	205 420
Equitable share	108 945	144 557	163 650	160 108	159 820	159 820	183 689	194 527	205 420
Conditional grants									
Comprehensive HIV and Aids Grant	-	-	-	-	-	-	-	-	-
Forensic Pathology Services Grant	-	-	-	-	-	-	-	-	-
Health Infrastructure Grant	-	-	-	-	-	-	-	-	-
Health Professions Training and Development G	-	-	-	-	-	-	-	-	-
Hospital Revitalisation Grant	-	-	-	-	-	-	-	-	-
National Health Insurance Grant	-	-	-	-	-	-	-	-	-
National Tertiary Services Grant	-	-	-	-	-	-	-	-	-
Nursing Colleges Grant	-	-	-	-	-	-	-	-	-
Funds from Provincial Own Revenue									
Total receipts	108 945	144 557	163 650	160 108	159 820	159 820	183 689	194 527	205 420
Payments									
Current payments	108 722	143 492	162 877	159 914	159 625	159 625	183 567	194 398	205 283
Compensation of employees	83 825	111 258	129 600	129 141	129 141	129 141	150 011	158 862	167 758
Goods and services	24 897	32 234	33 277	30 773	30 484	30 484	33 556	35 536	37 525
of which									
Consultants and professional services	2 600	2 333	1 933	2 295	2 295	2 295	3 099	3 282	3 466
Maintenance and Minor repairs	480	4 453	727	520	410	410	480	508	537
Medical services	53	-	-	-	-	-	-	-	-
Medical supplies	447	6 788	8 073	6 670	7 002	7 002	7 267	7 696	8 127
Medicine	6 300	9 930	11 034	9 919	8 550	8 550	9 811	10 390	10 972
Other	14 617	8 730	11 510	11 369	12 227	12 227	12 899	13 660	14 423
Interest and rent on land	-	-	-	-	-	-	-	-	-
Transfers and subsidies to:	37	744	181	125	125	125	122	129	137
Municipalities	-	18	-	-	-	-	-	-	-
Departmental agencies and accounts	5	29	40	25	25	25	48	51	54
Universities and Technikon	-	-	-	-	-	-	-	-	-
Foreign governments and international organisation	-	-	-	-	-	-	-	-	-
Public corporations and private enterprises	-	-	-	-	-	-	-	-	-
Non-profit institutions	-	-	-	-	-	-	-	-	-
Households	32	697	141	100	100	100	74	78	83
Payments for capital assets	186	321	592	69	70	70	-	-	-
Buildings and other fixed structures	-	-	-	-	-	-	-	-	-
Machinery and equipment	186	321	592	69	70	70	-	-	-
Heritage assets	-	-	-	-	-	-	-	-	-
Specialised military assets	-	-	-	-	-	-	-	-	-
Biological assets	-	-	-	-	-	-	-	-	-
Land and subsoil assets	-	-	-	-	-	-	-	-	-
Software and other intangible assets	-	-	-	-	-	-	-	-	-
Payments for financial assets	-	-	-	-	-	-	-	-	-
Unallocated contingency reserve	-	-	-	-	-	-	-	-	-
Total payments	108 945	144 557	163 650	160 108	159 820	159 820	183 689	194 527	205 420
Surplus/(deficit) before financing	-	-	-	-	-	-	-	-	-
Financing									
Roll-overs	-	-	-	-	-	-	-	-	-
Other (Specify)	-	-	-	-	-	-	-	-	-
Surplus/(deficit) after financing	-	-	-	-	-	-	-	-	-

Piet retief - Summary of Personnel Numbers and Costs

	As at 31 March 2014	As at 31 March 2015	As at 31 March 2016	As at 31 March 2017	As at 31 March 2018	As at 31 March 2019	As at 31 March 2020
Personnel numbers							
Professionals							
Medical Practitioners	25	6	14	14	15	17	17
Medical Specialists	1	-	1	1	1	1	1
Total Doctors	26	6	15	15	16	18	18
Professional Nurses	95	79	105	105	105	105	105
Nursing assistants and pupil nurses	59	31	70	70	70	70	70
Student nurses	-	35	-	-	-	-	-
Total Nurses	154	145	175	175	175	175	175
Ambulance personnel	-	19	-	-	-	-	-
Dentists, dental therapy, oral hygiene	4	6	10	10	12	10	10
Dieticians	3	5	5	5	5	5	5
Environmental health	2	1	1	1	1	1	1
Health sciences and medical technicians	2	-	5	5	5	5	5
Occupational therapists	2	1	-	-	-	-	-
Optometrists	-	-	-	-	-	-	-
Pharmacy assistants	-	1	1	1	1	1	1
Pharmacists	8	6	11	11	11	11	11
Physiotherapists	2	3	4	4	4	4	1
Psychologists	-	-	-	-	-	-	-
Radiographers	2	3	4	4	4	4	4
Speech and hearing therapists	1	1	1	1	1	1	1
Total Other Health Professionals	26	46	42	42	44	42	39
Administrative	208	197	167	167	175	180	181
Admin Levels: 10 - <	207	196	167	167	175	180	180
Admin Levels: 11 - 12	1	1	-	-	-	-	1
Admin Levels: 13 - >	-	-	-	-	-	-	-
Total Hospital Personnel	414	394	399	399	410	415	413
Total personnel cost(R thousand)	83 825	111 258	129 600	129 141	129 141	129 141	150 011
Unit cost(R thousand)	202	282	325	324	315	311	363

PROVINCIAL HOSPITALS ALLOCATIONS - 2017/18

Year : 2017/18
 Hospital name : Standerton
 Type : District Hospital

	2013/14	2014/15	2015/16	2016/17	2016/17	2016/17	2017/18	2018/19	2019/20
		Audited		Main Budget	Adjusted Budget	Revised Estimates	Medium-term estimates		
R thousand									
Receipts									
Transfer receipts from national	129 210	121 957	141 276	134 897	133 372	133 372	141 746	150 109	158 515
Equitable share	129 210	121 957	141 276	134 897	133 372	133 372	141 746	150 109	158 515
Conditional grants	-	-	-	-	-	-	-	-	-
Comprehensive HIV and Aids Grant	-	-	-	-	-	-	-	-	-
Forensic Pathology Services Grant	-	-	-	-	-	-	-	-	-
Health Infrastructure Grant	-	-	-	-	-	-	-	-	-
Health Professions Training and Development G	-	-	-	-	-	-	-	-	-
Hospital Revitalisation Grant	-	-	-	-	-	-	-	-	-
National Health Insurance Grant	-	-	-	-	-	-	-	-	-
National Tertiary Services Grant	-	-	-	-	-	-	-	-	-
Nursing Colleges Grant	-	-	-	-	-	-	-	-	-
Funds from Provincial Own Revenue	-	-	-	-	-	-	-	-	-
Total receipts	129 210	121 957	141 276	134 897	133 372	133 372	141 746	150 109	158 515
Payments									
Current payments	128 344	121 582	140 468	134 773	133 263	133 263	141 696	150 056	158 459
Compensation of employees	103 106	91 789	101 207	106 110	106 110	106 110	112 401	119 033	125 698
Goods and services	25 238	29 793	39 245	28 663	27 153	27 153	29 295	31 023	32 761
of which									
Consultants and professional services	1 421	3 586	4 492	2 817	2 817	2 817	3 494	3 700	3 907
Maintenance and Minor repairs	682	3 174	610	250	-	-	192	203	215
Medical services	16	-	9 011	-	-	-	426	451	476
Medical supplies	4 909	5 596	6 361	5 476	5 556	5 556	5 834	6 178	6 524
Medicine	9 305	7 203	6 881	8 112	6 992	6 992	7 174	7 597	8 023
Other	8 905	10 234	11 890	12 008	11 788	11 788	12 175	12 894	13 616
Interest and rent on land	-	-	16	-	-	-	-	-	-
Transfers and subsidies to:	565	150	56	52	52	52	50	53	56
Municipalities	11	18	-	-	-	-	-	-	-
Departmental agencies and accounts	19	-	-	-	-	-	-	-	-
Universities and Technikon	-	-	-	-	-	-	-	-	-
Foreign governments and international organisation	-	-	-	-	-	-	-	-	-
Public corporations and private enterprises	-	-	-	-	-	-	-	-	-
Non-profit institutions	-	-	-	-	-	-	-	-	-
Households	535	132	56	52	52	52	50	53	56
Payments for capital assets	301	225	752	72	57	57	-	-	-
Buildings and other fixed structures	-	-	-	-	-	-	-	-	-
Machinery and equipment	301	225	752	72	57	57	-	-	-
Heritage assets	-	-	-	-	-	-	-	-	-
Specialised military assets	-	-	-	-	-	-	-	-	-
Biological assets	-	-	-	-	-	-	-	-	-
Land and subsoil assets	-	-	-	-	-	-	-	-	-
Softw are and other intangible assets	-	-	-	-	-	-	-	-	-
Payments for financial assets	-	-	-	-	-	-	-	-	-
Unallocated contingency reserve	-	-	-	-	-	-	-	-	-
Total payments	129 210	121 957	141 276	134 897	133 372	133 372	141 746	150 109	158 515
Surplus/(deficit) before financing	-	-	-	-	-	-	-	-	-
Financing									
Roll-overs	-	-	-	-	-	-	-	-	-
Other (Specify)	-	-	-	-	-	-	-	-	-
Surplus/(deficit) after financing	-	-	-	-	-	-	-	-	-

Standerton - Summary of Personnel Numbers and Costs

	As at 31 March 2014	As at 31 March 2015	As at 31 March 2016	As at 31 March 2017	As at 31 March 2018	As at 31 March 2019	As at 31 March 2020
Personnel numbers							
Professionals							
Medical Practitioners	28	30	13	13	13	13	13
Medical Specialists	1	1	-	-	-	-	-
Total Doctors	29	31	13	13	13	13	13
Professional Nurses	73	77	92	92	92	92	90
Nursing assistants and pupil nurses	80	90	50	50	50	50	50
Student nurses	-	-	-	-	-	-	-
Total Nurses	153	167	142	142	142	142	140
Ambulance personnel							
Dentists, dental therapy, oral hygiene	10	11	6	6	6	6	6
Dieticians	3	3	4	4	4	4	4
Environmental health	-	-	-	-	-	-	-
Health sciences and medical technicians	1	1	-	-	-	-	-
Occupational therapists	2	2	4	4	4	4	4
Optometrists	-	-	-	-	-	-	-
Pharmacy assistants	-	-	3	3	3	3	3
Pharmacists	4	4	11	11	11	11	11
Physiotherapists	-	-	2	2	2	2	2
Psychologists	1	1	-	-	-	-	-
Radiographers	2	2	5	5	5	5	5
Speech and hearing therapists	1	1	1	1	1	1	1
Total Other Health Professionals	24	25	36	36	36	36	36
Administrative	175	185	152	156	162	165	166
Admin Levels: 10 - <	174	184	152	156	162	165	165
Admin Levels: 11 - 12	1	1	-	-	-	-	1
Admin Levels: 13 - >	-	-	-	-	-	-	-
Total Hospital Personnel	381	408	343	347	353	356	355
Total personnel cost(R thousand)	103 106	91 789	101 207	106 110	106 110	106 110	112 401
Unit cost (R thousand)	271	225	295	306	301	298	317

PROVINCIAL NOTICE 48 OF 2017**NOTICE****MPUMALANGA GAMING ACT, 1995 (ACT 5 OF 1995) AS AMENDED
APPLICATION FOR A TRANSFER OF A SITE OPERATOR LICENSE**

Notice is hereby given that Golden Pond Trading 476 (Pty) Ltd, Registration number 2006/011963/07 trading as Mabuza Bar Lounge, intends submitting an application for a transfer of site operator license (from the current licensee Sibongile Cecilia Mamba) to the Mpumalanga Gambling Board on 29 May 2017. The application will be open for public inspection at the office of the Mpumalanga Gambling Board at First Avenue, White River, South Africa, 1240, from 29 May 2017. 1. The purpose of the application is to transfer a license to operate and keep limited payout machines on the site premises, in the Province of Mpumalanga. 2. The applicant's site premises (business) is located at: Stand 366B, Tonga Trust, Nkomazi, Mpumalanga Province. 3. The owners and/or managers of the site are as follows: Mr. Lucio Da Silva. Attention is directed to the provisions of Section 26 of the Mpumalanga Gaming Act, 1995 (Act No.5 of 1995) as amended, which makes provision for the lodging of written objections in respect of the application. Such objections should be lodged with the Chief Executive Officer, Mpumalanga Gambling Board, First Avenue, Private Bag X9908, White River, South Africa, 1240, within 30 days from 29 May 2017.

PROVINCIAL NOTICE 49 OF 2017**MPUMALANGA GAMBLING ACT, 1995 (AS AMENDED)
APPLICATION FOR RELOCATION OF PREMISES:**

Notice is hereby given that Hollywood Sportsbook Mpumalanga (Pty) Ltd situated at Stand A367 Bushbuckridge, intends submitting an application to the Mpumalanga Gambling Board for the relocation of premises from its current licensed premises to Shop No. 21 and 21B, Bushbuckridge Shopping Centre, corner Main Bushbuck and Graskop Roads, Bushbuckridge.

This application will be open for public inspection and objection at the offices of the Board from 26 May 2017.

Attention is directed to the provisions of Section 26 of the Mpumalanga Gambling Act, 1995 that makes provision for the lodging of written objections or representations in respect of the application.

Such objections or representations should be lodged with the Chief Executive Officer, Mpumalanga Gambling Board, Private Bag X9908, White River, Mpumalanga, 1240, within one month from 26 May 2017.

LOCAL AUTHORITY NOTICES • PLAASLIKE OWERHEIDS KENNISGEWINGS

LOCAL AUTHORITY NOTICE 43 OF 2017**NOTICE OF APPLICATION FOR THE AMENDMENT OF THE STEVE TSHWETE TOWN PLANNING SCHEME 2004, IN TERMS OF SECTION 62(1) AND 94(1)(A) OF THE STEVE TSHWETE SPATIAL PLANNING AND LAND USE MANAGEMENT BYLAW, 2016.**

I, **JOHANNES JACOBUS MEIRING, PROFESSIONAL LAND SURVEYOR**, being the authorized agent of the owner of

PORTION 17 OF ERF 5215 TOWNSHIP OF MIDDELBURG

hereby give notice in terms of Section 94(1)(A) of the Steve Tshwete Spatial Planning and Land Use Management Bylaw, 2016, that I have applied to the **STEVE TSHWETE LOCAL MUNICIPALITY** for the amendment of the town planning scheme known as **STEVE TSHWETE TOWN PLANNING SCHEME, 2004**, for the rezoning of the abovementioned property situated at **FONTEIN STREET**, by rezoning the property from **"RESIDENTIAL 2"** to **"BUSINESS 4" for offices**, subject to certain conditions.

Any objection/s or comment/s including the grounds for such objection/s or comment/s with full contact details, shall be made in writing to the Municipal Manager, P.O.Box 14, MIDDELBURG, 1050, within 30 days from **19 MAY 2017**.

Full particulars and plans may be inspected during normal office hours at the office of the Municipal Manager, Steve Tshwete Local Municipality, Cnr. of Walter Sisulu-and Wanderers Avenue, MIDDELBURG, 1050, Tel: (013) 249 7000, for a period of 30 days from **19 MAY 2017**.

Address of agent:

**JOHAN MEIRING PROFESSIONAL LAND SURVEYOR
36A BEYERS NAUDE STREET MIDDELBURG; 1050
TEL: (013) 243 4110**

PLAASLIKE OWERHEID KENNISGEWING 43 VAN 2017**STEVE TSHWETE WYSIGINGSKEMA No.695****KENNISGEWING VAN AANSOEK OM WYSIGING VAN DIE STEVE TSHWETE DORPSBEPLANNINGSKEMA 2004, INGEVOLGE ARTIKEL 62(1) EN 94(1)(A) VAN DIE STEVE TSHWETE "SPATIAL PLANNING AND LAND USE MANAGEMENT" BY-WETTE, 2016.**

Ek, **JOHANNES JACOBUS MEIRING, PROFESSIONELE LANDMETER**, synde die gemagtigde agent van die eienaar van

GEDEELTE 17 VAN ERF 5215 VAN DIE DORP MIDDELBURG

gee hiermee ingevolge Artikel 94(1)(A) van die Steve Tshwete Spatial Planning and Land Use Management Bylaw, 2016, kennis dat ek by die **STEVE TSHWETE PLAASLIKE MUNISIPALITEIT** aansoek gedoen het om die wysiging van die dorpsbeplanningskema bekend as **STEVE TSHWETE DORPSBEPLANNINGSKEMA 2004**, vir die hersonering van die bogenoemde eiendom geleë in **Fontein Straat**, vanaf **"RESIDENSIEËL 2"** na **"BESIGHEID 4" vir kantore**, onderhewig aan seker voorwaardes.

Besware teen of kommentaar, tesame met stawende bewyse, en volledige kontakbesonderhede, moet binne 'n tydperk van 30 dae vanaf **19 MEI 2017**, skriftelik by die Munisipale Bestuurder, Posbus 14, MIDDELBURG, 1050 ingedien of gerig word.

Besonderhede van die aansoek lê ter insae gedurende gewone kantoorure by die kantoor van die Munisipale Bestuurder, h/v Walter Sisulu-en Wanderersrylaan, MIDDELBURG, 1050, Tel: (013) 249 7000, vir 'n tydperk van 30 dae vanaf **19 MEI 2017**.

Adres van agent:

**JOHAN MEIRING PROFESSIONELE LANDMETER
36A BEYERS NAUDESTRAAT MIDDELBURG; 1050
TEL: (013) 243 4110**

LOCAL AUTHORITY NOTICE 44 OF 2017**STEVE TSHWETE AMENDMENT SCHEME No.695****NOTICE OF APPLICATION FOR THE AMENDMENT OF THE STEVE TSHWETE TOWN PLANNING SCHEME 2004, IN TERMS OF SECTION 62(1) AND 94(1)(A) OF THE STEVE TSHWETE SPATIAL PLANNING AND LAND USE MANAGEMENT BYLAW, 2016.**

I, **JOHANNES JACOBUS MEIRING, PROFESSIONAL LAND SURVEYOR**, being the authorized agent of the owner of

PORTION 17 OF ERF 5215 TOWNSHIP OF MIDDELBURG

hereby give notice in terms of Section 94(1)(A) of the Steve Tshwete Spatial Planning and Land Use Management Bylaw, 2016, that I have applied to the **STEVE TSHWETE LOCAL MUNICIPALITY** for the amendment of the town planning scheme known as **STEVE TSHWETE TOWN PLANNING SCHEME, 2004**, for the rezoning of the abovementioned property situated at **FONTEIN STREET**, by rezoning the property from **"RESIDENTIAL 2"** to **"BUSINESS 4" for offices**, subject to certain conditions.

Any objection/s or comment/s including the grounds for such objection/s or comment/s with full contact details, shall be made in writing to the Municipal Manager, P.O.Box 14, MIDDELBURG, 1050, within 30 days from **19 MAY 2017**.

Full particulars and plans may be inspected during normal office hours at the office of the Municipal Manager, Steve Tshwete Local Municipality, Cnr. of Walter Sisulu-and Wanderers Avenue, MIDDELBURG, 1050, Tel: (013) 249 7000, for a period of 30 days from **19 MAY 2017**.

Address of agent:

**JOHAN MEIRING PROFESSIONAL LAND SURVEYOR
36A BEYERS NAUDE STREET MIDDELBURG; 1050
TEL: (013) 243 4110**

PLAASLIKE OWERHEID KENNISGEWING 44 VAN 2017**STEVE TSHWETE WYSIGINGSKEMA No.695****KENNISGEWING VAN AANSOEK OM WYSIGING VAN DIE STEVE TSHWETE DORPSBEPLANNINGSKEMA 2004, INGEVOLGE ARTIKEL 62(1) EN 94(1)(A) VAN DIE STEVE TSHWETE "SPATIAL PLANNING AND LAND USE MANAGEMENT" BY-WETTE, 2016.**

Ek, **JOHANNES JACOBUS MEIRING, PROFESSIONELE LANDMETER**, synde die gemagtigde agent van die eienaar van

GEDEELTE 17 VAN ERF 5215 VAN DIE DORP MIDDELBURG

gee hiermee ingevolge Artikel 94(1)(A) van die Steve Tshwete Spatial Planning and Land Use Management Bylaw, 2016, kennis dat ek by die **STEVE TSHWETE PLAASLIKE MUNISIPALITEIT** aansoek gedoen het om die wysiging van die dorpsbeplanningskema bekend as **STEVE TSHWETE DORPSBEPLANNINGSKEMA 2004**, vir die hersonering van die bogenoemde eiendom geleë in **Fontein Straat**, vanaf "**RESIDENSIEËL 2**" na "**BESIGHEID 4**" vir kantore, onderhewig aan seker voorwaardes.

Besware teen of kommentaar, tesame met stawende bewyse, en volledige kontakbesonderhede, moet binne 'n tydperk van 30 dae vanaf **19 MEI 2017**, skriftelik by die Munisipale Bestuurder, Posbus 14, MIDDELBURG, 1050 ingedien of gerig word.

Besonderhede van die aansoek lê ter insae gedurende gewone kantoorure by die kantoor van die Munisipale Bestuurder, h/v Walter Sisulu-en Wanderersrylaan, MIDDELBURG, 1050, Tel: (013) 249 7000, vir 'n tydperk van 30 dae vanaf **19 MEI 2017**.

Adres van agent:

**JOHAN MEIRING PROFESSIONELE LANDMETER
36A BEYERS NAUDESTRAAT MIDDELBURG; 1050
TEL: (013) 243 4110**

LOCAL AUTHORITY NOTICE 46 OF 2017**NELSPRUIT AMENDMENT SCHEME 1943**

It is hereby notified in terms of section 57(1) of the Town-planning and Townships Ordinance, 1986, that the City of Mbombela has approved an amendment of the Nelspruit Town Planning Scheme, 1989, by the rezoning of Portion 53 of Stand 1548, Sonheuwel Extension 1, from "Private Open Space" to "Residential 1" with a density restriction of 1 dwelling unit per stand.

Copies of the amendment scheme are filed with the Director, Department of Cooperative Governance and Traditional Affairs, Mbombela and the office of the Municipal Manager, Civic Centre, Nel Street, Mbombela, and are open for inspection at all reasonable times.

This amendment scheme is known as the Nelspruit Amendment Scheme 1943 and shall come into operation on the date of publication hereof.

A copy of this notice will be provided in Afrikaans or Siswati to anyone requesting such in writing within 30 days of this notice.

N M SEANEGO
MUNICIPAL MANAGER
City of Mbombela
P O Box 45
NELSPRUIT
1200