

THE PROVINCE OF MPUMALANGA
DIE PROVINSIE MPUMALANGA

Provincial Gazette Provinsiale Koerant

(Registered as a newspaper) • (As 'n nuusblad geregistreer)

Vol. 26


NELSPRUIT
24 MAY 2019
24 MEI 2019

No. 3045

CONTENTS

		<i>Gazette No.</i>	<i>Page No.</i>
GENERAL NOTICES • ALGEMENE KENNISGEWINGS			
36	Local Government Municipal Property Rates Act (6/2004): Public notice for the inspection of the General Valuation Roll for the period 2019 till 2023.....	3045	11
36	Wet op Plaaslike Regering: Munisipale Einedomsbelasting (6/2004): Openbare kennisgewing vir die inspeksie van die Waardasie Rol vir die periode 2019–2023.....	3045	12
PROVINCIAL NOTICES • PROVINSIALE KENNISGEWINGS			
68	Govan Mbeki Municipality Spatial Planning and Land Use Management By-Law, 2016: Erf 3242, Secunda X7	3045	14
68	Govan Mbeki Munisipaliteit Ruimtelike Beplanning en Grondgebruikbestuursverordening, 2016: Erf 3242, Secunda X7	3045	14
70	Local Government: Municipality Property Rates Act (6/2004) as amended: Public notice calling for inspection of the Supplementary Valuation Roll 4: Maintenance of General Valuation Roll 2016/2020.....	3045	15
71	National Environmental Management Act (107/1998) (NEMA): Notification regarding the opportunity to participate in various environmental licencing processes for the Mooiplaats Colliery Project in the Msukaligwa Local Municipality, Mpumalanga Province.....	3045	16
72	Mpumalanga Nature Conservation Act (10/1998): Open Season: Ordinary Game.....	3045	17
73	Division of Revenue Bill, 2018: Mpumalanga Provincial Treasury	3045	23
74	Division of Revenue Bill, 2009: Mpumalanga Provincial Treasury: Allocations to section 21 schools	3045	64
75	Mpumalanga Gaming Act (5/1995) as amended: Application for a site operator licence: Solomon Mabuza, Id number 7201315726080 and Sphiwe Happy Masuku, Id number 7002090372086.....	3045	85
76	Msukaligwa Local Municipality Spatial Planning and Land Use Management By-law, 2016: Portion 2 of Erf 527,.....	3045	85
76	Msukaligwa Plaaslike Munisipaliteit Ruimtelike Beplanning en Grondgebruikbestuursverordening, 2016: Gedeelte 2 van Erf 527, Ermelo	3045	86

GENERAL NOTICES • ALGEMENE KENNISGEWINGS

NOTICE 36 OF 2019**DIPALESENG LOCAL MUNICIPALITY
PUBLIC NOTICE****PUBLIC NOTICE FOR THE INSPECTION OF THE GENERAL VALUATION ROLL FOR
THE PERIOD 2019 TILL 2023**

Notice is hereby given in terms of Section 49(1) (a) (i) of the Local Government: Municipal Property Rates Act, 2004 (Act No.6 of 2004), hereinafter referred to as the "Act", that the General Valuation Roll for the period starting 2019 ending 2023 is open for inspection at Dipaleseng Municipality Offices (Budget and Treasury Department) from Monday, 20th February 2019 until Friday, 28 June 2019.

An invitation is hereby given in terms of Section 49 (1) (a) (ii) of the Act that any owner of property who so desires should lodge an objection with the Municipal Manager in respect of any matter reflected in, or omitted from, the General Valuation Roll within the above-mentioned period.


Attention is specifically drawn to the fact that an objection must be in relation to a specific individual property and not against the General Valuation Roll itself.

The prescribed form for lodging an objection is accessible at the Municipal Offices at the following places:

1. Dipaleseng Local Municipality, Main building (Budget and Treasury Dept.), Cnr. Johnny Mokoena and Themba Shoji Drive, Balfour, 2410.
2. Grootvlei satellite office, Mine Side, Extension 1, Grootvlei, 2420.
3. Greylingstad satellite office, Main Road, Greylingstad, 2415.
4. Municipal Website - www.dipaleseng.gov.za

For any enquiries please contact the Municipality on these numbers: 082 872 1427/ 071 296 5675/ 071 302 1061

**MR IP MUTSHINYALI
MUNICIPAL MANAGER**

KENNISGEWING 36 VAN 2019**DIPALESENG MUNISIPALITEIT****OPENBARE KENNISGEWING VIR DIE INSPEKSIE VAN DIE WAARDASIE ROL VIR DIE PRIODE 2019 – 2023**

Kennis geskied hiermee kragtens die bepalings van Artikel 49(1)(a)(i) van die Wet op Plaaslike Regering: Munisipale Einedomsbelasting, 2004 (Wet 6/2004), hierna verwys as die “Wet”, dat die Algemene Waardasierol vir die boekjaar 2019 tot 2023 vir openbare inspeksie ter insae lê in die Munisipale Kantore vanaf 20 Februarie 2019 tot , 28 Junie 2019.

Geliewe kennis te neem dat enige eienaar of enige ander persoon kragtens die bepalings van Art 49 (1) (a)(ii) van die vermeldde Wet, binne die bovermelde tydperk ‘n beswaar kan indien by die Munisipale Bestuurder ten opsigte van enige aangeleentheid of uitsluitel rakende die algemene eiendomswaardasierol.

U aandag word spesifiek daarop gevestig dat n beswaar na ‘n spesifieke eiendom moet verwys en nie na die algemene waardasie rol nie.

Die voorgeskrewe beswaarvorm is beskikbaar by die volgende Munisipale kantore:

■ Dipaleseng Munisipaliteit – Finansieële Afdeling , H/V Johmmy Mokoena & Themba Shoji

1. Straat, Balfour 2410
2. Grootvlei Kantore – Myn Kant, Uitbreiding 1, Grootvlei 2420
3. Greylingstad Kantore – Main Straat, Greylingstad, 2415
4. Munisipale Webtuiste – www.dipaleseng.gov.za

Die volledig voltooide vorm moet die ondergetekende voor of op 30 April 2019 bereik.
Vir enige navrae kontak enige van die volgende nommers: 082 872 1427; 071 296 5675;
071 302 1061

IP MUTSHINYALI

MUNISIPALE BESTUURDER

**DIPALESENG LOCAL MUNICIPALITY****ISAZISO SOMPHAKATHI****ISAZISO SOMPHAKATHI NGOKUHLOLWA KWEHLU LE VALUATION LONYAKA 2019 KUFIKA KU 2023**

uMphakathi waziswa ngokomgomo wesigaba 49(1) (a) (i) we Local Government: Municipal Property Rates Act, 2004 (Act No.6 of 2004), ngokuvulwa ngokuhlolwa kwehlu le valuation lonyaka 2019 kufika ku 2023 emahhoveisini kamaspala (Budget & Treasury Department) kusukela mhla ka 20 kuNhlangulana kuze kube mhla ka 28b ku Nhlanguvana ngonyaka ka 2019.

Umpahakathi uyaminywa ngokomgomo wesigaba 49(1) (a) (ii) walomthetho, ukuba abanini zindawo abafisa ukufaka izikhalazo mayelana nokuthize okuvele kololuhlu le valuation bangazifaka ziqonde ku mphathi maspala ngalesikhathi esibekiwe.

Kufanele kuqhophelelwa ukuba isikhalazo siqondane nento okanye indawo ethize ngokongaxheki uhlu lonke liphelele.

I fomu elikhethekile lokufaka lezikhalazo liyatholakala kulezindawo ezilandelayo:

1. Dipaleseng Local Municipality, Main building (Budget and Treasury Dept.), Cnr. Johnny Mokoena and Themba Shoji Drive, Balfour, 2410.
2. Grootvlei satellite office, Mine Side, Extension 1, Grootvlei, 2420.
3. Greylingstad satellite office, Main Road, Greylingstad, 2415.
4. Municipal Website - www.dipaleseng.gov.za

Uma udinga eminye imininingwane shayela umaspala kulezinombolo: 082 872 1427 noma 071 296 5675 noma 071 302 1061.

**IP MUTSHINYALI
MPHATHI MASPALA**

PROVINCIAL NOTICES • PROVINSIALE KENNISGEWINGS

PROVINCIAL NOTICE 68 OF 2019

NOTICE OF APPLICATION FOR AMENDMENT OF THE GOVAN MBEKI LAND USE SCHEME, 2010 (AS AMENDED) IN TERMS OF SECTION 57, 88 AND RELATED SECTIONS OF THE GOVAN MBEKI MUNICIPALITY SPATIAL PLANNING AND LAND USE MANAGEMENT BY-LAW, 2016**AMENDMENT SCHEME 144 (REFERENCE: AS_34351)**

I, Jaco Peter le Roux of Afriplan CC, being the authorised agent of the owner of **Erf 3242, Secunda X7** hereby give notice in terms of Section 57, 88 and related Sections of the Govan Mbeki Municipality Spatial Planning and Land Use Management By-law, 2016 read with the Spatial Planning and Land Use Management Act, 2013 (Act 16 of 2013), that I have applied to the Govan Mbeki Municipality for the amendment of the town planning scheme known as Govan Mbeki Land Use Scheme, 2010 (As Amended) by the rezoning of the property described above, situated at 109 Voortrekker Street, Secunda from "**Medium Density Residential**" to "**Suburban Mixed Use**" for purposes of a veterinary clinic and medical suites.

Particulars of the application will lay for inspection during normal office hours at the office of the Municipal Manager, Central Business Area, Secunda for the period of 30 days from **17 May 2019** (date of first notice).

Objections to or representations in respect of the application must be lodged with or made in writing to the Municipal Manager at the above address or at Private Bag X1017, Secunda, 2302 within a period of 30 days from **17 May 2019** (last day for comment being **17 June 2019**). Any person who cannot write, may during office hours, attend the Office of the Municipal Manager, where an official will assist that person to lodge comment.

Details of agent: Afriplan CC, PO Box 786, Ermelo 2350. Tel: 013 282 8035 Fax: 013 243 1706. E-mail: jaco@afriplan.com/vicky@afriplan.com

17-24

PROVINSIALE KENNISGEWING 68 VAN 2019**KENNISGEWING VAN AANSOEK OM WYSIGING VAN DIE GOVAN MBEKI GRONDGEBRUIKSKEMA, 2010 (SOOS GEWYSIG) INGEVOLGE ARTIKEL 57, 88 EN VERWANTE ARTIKELS VAN DIE GOVAN MBEKI MUNISIPALITEIT RUIMTELIKE BEPLANNING EN GRONDGEBRUIKSBESTUURSVERORDENING, 2016****WYSIGINGSKEMA 144 (VERWYSING: AS_34351)**

Ek, Jaco Peter le Roux van Afriplan CC, synde die gemagtigde agent van die eienaar van **Erf 3242, Secunda X7** gee hiermee ingevolge Artikel 57, 88 en verwante artikels, van die Govan Mbeki Munisipaliteit Ruimtelike Beplanning en Grondgebruikbestuursverordening, 2016, saamgelees met die Wet op Ruimtelike Beplanning en Grondgebruikbestuur, 2013 (Wet 16 van 2013), kennis dat ek by die Govan Mbeki Munisipaliteit aansoek gedoen het om die wysiging van die dorpsbeplanningskema bekend as Govan Mbeki Grondgebruikskema, 2010 (Soos gewysig), deur die hersonering van die eiendom geleë te Voortrekkerstraat 109, Secunda van "**Medium Digtheid Residensiële**" na "**Voorstedelike Gemengde Gebruik**" vir doeleindes van 'n veearts en mediese kamers.

Besonderhede van die aansoek lê ter insae gedurende gewone kantoorure by die kantoor van die Munisipale Bestuurder, Sentrale Besigheidsgebied, Secunda 30 dae vanaf **17 Mei 2019** (die datum van eerste publikasie van hierdie kennisgewing).

Besware teen of verhoë ten opsigte van die aansoek moet binne 'n tydperk van 30 dae vanaf **17 Mei 2019** skriftelik by of tot die Munisipale Bestuurder by die bovermelde adres of by Govan Mbeki Munisipaliteit, Privaatsak X1017, Secunda, 2302, ingedien of gerig word (laaste datum vir kommentare **17 Junie 2019**). Enige persoon wat nie kan skryf nie sal tydens kantoor-ure deur 'n amptenaar by die Kantoor van die Munisipale Bestuurder bygestaan word om kommentaar in te dien.

Besonderhede van die agent: Afriplan CC, Posbus 786, Ermelo 2350. Tel: 013 282 8035 Faks: 013 243 1706. E-pos: jaco@afriplan.com/vicky@afriplan.com

17-24

PROVINCIAL NOTICE 70 OF 2019

UTLANYIWE
UKUKHULA

GOVAN MBEKI MUNICIPALITY

**PUBLIC NOTICE CALLING FOR INSPECTION OF THE SUPPLEMENTARY VALUATION ROLL 4:
MAINTENANCE OF GENERAL VALUATION ROLL 2016/2020**

Notice is hereby given in terms of Section 49(1)(a)(i) read together with Section 78(2) of the Local Government: Municipal Property Rates Act No 6 of 2004 as amended, hereinafter referred to as the "Act", that the Supplementary Valuation Roll 4 (Maintenance of the General Valuation Roll 2016/2020) is open for public inspection at the Govan Mbeki Municipal Offices mentioned below and on website www.govanmbeki.gov.za from **Thursday, 30 May 2019 to Friday 29 June 2019**.

An invitation is hereby made in terms of Section 49(1)(a)(ii) read together with Section 78(2) of the Act that any owner of property or other person who so desires should lodge an objection with the Municipal Manager in respect of any matter reflected in, or omitted from, the Supplementary Valuation Roll 4 within the above-mentioned period.

Attention is specifically drawn to the fact that in terms of Section 50(2) an objection must be in relation to a specific individual property and not against the Supplementary Valuation Roll as such.

The forms for the lodging of an objection are obtainable at the following addresses during normal office hours:

1. Rooms **307 and 309** Municipal Offices, Horwood Street, Secunda.
2. Municipal Office, Chris Hani Street, Bethal.
3. Municipal Office, Shaka Maseko Road, Leslie.
4. Website: www.govanmbeki.gov.za.

The original, correct, completed and signed objection form must be put in an envelope marked:

"Notice 72/2019 – Supplementary Valuation Roll 4: Objections".

The envelope must be sealed and addressed to: **The Municipal Manager, Planning and Development (Property Section), Private Bag X 1017, Secunda, 2302.**

The envelope must either be posted to the above address or can be deposited in the official tender box that is situated at the front entrance of the Northern wing, Municipal Building, Central Business District, Horwood Street, Secunda, or handed in at any of the above-mentioned municipal offices.

No telephonic, telegraphic, facsimile or e-mail enquiries will be accepted.

Late or incomplete objection forms will not be considered.

Mr S F MNDEBELE
MUNICIPAL MANAGER
Notice Number: 72/2019

PROVINCIAL NOTICE 71 OF 2019**NOTIFICATION REGARDING THE OPPORTUNITY TO PARTICIPATE IN VARIOUS ENVIRONMENTAL LICENCING PROCESSES FOR THE MOOIPLAATS COLLIERY PROJECT IN THE MSUKALIGWA LOCAL MUNICIPALITY, MPUMALANGA PROVINCE**

Notice is given in terms of Chapter 6 of the Environmental Impact Assessment (EIA) Regulations, 2014 (GN R. 982), as amended by GN 326 of 2017, promulgated under the National Environmental Management Act (Act 107 of 1998) (NEMA), of applications for:

- Environmental Authorisation (EA) (i.e. Scoping and Environmental Impact Report (S&EIR) and public participation process (PPP)) for the expansion of mining activities;
- An amendment to the existing Environmental Management Programme Report (EMPR) in terms of Regulation 37 of the EIA Regulations, as amended;
- Section 102 in terms of the Mineral and Petroleum Resources Development Act (MPRDA) (Act No. 28 of 2002); and
- An Integrated Water Use License (IWUL) for various water uses, relating to the mining activities.

Name of Applicant: Langcarel (Pty) Ltd – Mooiplaats Colliery

Mining Right Number: DMR Ref #: MP 30/5/1/2/68MR

Project Reference Number: 1299

Nature of Activity:

Mooiplaats Colliery, has recently concluded a Section 102 Application in terms of the (MPRDA) to include the two prospecting right areas, known as Mooiplaats South, into the existing Mining Right. Mooiplaats Colliery is also in the process of including two areas that were originally part of the Vunene Mining Right, into the Mooiplaats Colliery Mining Right.

Mooiplaats Colliery requires a new EA to extend its mining activities to include the Vunene areas. As part of the application processes, the EMPR will be consolidated to include the existing Mooiplaats Colliery, the additional Mooiplaats South area and the new Vunene areas, in terms of Regulation 37 of the EIA Regulations, as amended and Section 102 of the MPRDA. Furthermore, an updated Mine Works Programme to include the additional Vunene areas, a Regulation 2.2 Plan and an updated and Social Labour Plan will be submitted in terms of Section 102 of the MPRDA.

Mooiplaats Colliery has an existing Water Use Licence (WUL) for the original Mooiplaats Mining Right area. A WUL is required for the extended Mining Right area, including the Vunene section and the Mooiplaats South sections. Furthermore, Mooiplaats Colliery wishes to add to and amend the existing WUL.

Location:

The project area covers portions 1, 2, 7, 8 and 9 of the farm Mooiplaats 290 IT, portions 0, 1 and 2 of the farm Adrianople 296 IT and portions 0, 2 and 3 of the farm Klipbank 295 IT. It is located approximately 18 km south-east of the town Ermelo and 6 km south of the town Camden in the Msukaligwa Local Municipality, within the Gert Sibande District Municipality, Mpumalanga Province. The geographic coordinates at the center of the site are approximately: 26°39'57.72" S; 30°06'08.99 E.

Registration and Comment

As a potential I&AP, you are invited to register and comment on the project. Should you have any comments or concerns regarding the project, or should you require additional information, please contact EIMS telephonically, or in writing by no later than the **25th June 2019** using the contact details below. Please include the project reference number (1299) in all correspondence. Furthermore, please note that only registered I&APs will be informed of any future project information and participation opportunities.

Name and contact details of the Public Participation Consultant:

Environmental Impact Management Services (EIMS) has been appointed by Geo Soil and Water CC (GSW) to assist with undertaking the necessary Public Participation Process (PPP).

Environmental Impact Management Services

Contact: Cheyenne Muthukarapan

P.O. Box 2083 Pinegowrie 2123

Phone: 011 789 7170 / Fax: 011 787 3059

Email: mooiplaats@eims.co.za

EIMS Reference numbers: 1299

PROVINCIAL NOTICE 72 OF 2019

OPEN SEASON: ORDINARY GAME

OOPSEISOEN: GEWONE WILD

I, V.R. SHONGWE, Provincial MEC for Agriculture, Rural Development, Land and Environmental Affairs, Mpumalanga, under section 7(1)(a) of the Mpumalanga Nature Conservation Act, 1998 (Act No. 10 of 1998), hereby declare –

Ek, V.R. SHONGWE, Provinsiale LUR vir Landbou, Landelike Ontwikkeling, Grond en Omgewingsake, Mpumalanga, verklaar hierby, kragtens artikel 7(1)(a) van die Mpumalanga Wet op Natuurbewaring, 1998 (Wet No. 10 van 1998)

- (a) the periods mentioned in the first column of Schedule I to be open seasons during which time the category of persons referred to in that Schedule may, subject to the provisions of the said Act, hunt the species and sex of ordinary game referred to opposite each period in the second column of that Schedule, in the area defined opposite it in the third column of that Schedule,
 - (b) the periods mentioned in the second column of Schedule II to be open seasons during which time the category of persons referred to in that Schedule may, subject to the provisions of the said Act, hunt the species of ordinary game referred to opposite each period in the first column of that Schedule, in the area defined opposite it in the second column of that Schedule; and
 - (c) all magisterial districts in the Mpumalanga Province not mentioned in this notice as a closed season for hunting.
- (a) die tydperke vermeld in die eerste kolom van Bylae I tot oopseisoene waartydens die kategorie persone in daardie Bylae genoem, onderhewig aan die bepalings van genoemde Wet, die spesie en geslag van gewone wild teenoor elke tydperk in die tweede kolom van daardie Bylae genoem, binne die gebied daarteenoor in die derde kolom van daardie Bylae omskryf, kan jag,
 - (b) die tydperke gemeld in die tweede kolom van bylae II tot oop seisoene waartydens die kategorie persone in daardie Bylae genoem, onderhewig aan die bepalings van genoemde Wet, die spesie van gewone wild teenoor elke tydperk in die eerste kolom van daardie Bylae genoem, binne die gebied daarteenoor in die tweede kolom van daardie Bylae omskryf, kan jag; en
 - (c) alle landdrosdistrikte in Mpumalanga Provinsie nie in hierdie kennisgewing genoem nie tot 'n toeseisoen vir jag.

SCHEDULE 1

BYLAE 1

PERSONS WHO HUNT ON LAND OF WHICH THEY ARE THE OWNERS			PERSONE WAT OP GROND JAG WAARVAN HULLE DIE EIENAARS IS		
Period	Species and sex of ordinary game	Area (Magisterial District)	Tydperk	Soort en geslag gewone wild	Gebied (Landdroststreek)
1. 1 May 2019 to 30 April 2020	Rock pigeon	In all magisterial districts	1. 1 Mei 2019 tot 30 April 2020	Kransduif	In alle landdroststreekte
2. 1 May 2019 to 31 July 2019	Red-knobbed coot yellow-billed duck Egyptian goose, red-billed teal and spur-winged goose	In all magisterial districts: excluding all magisterial districts in the Mpumalanga Province not mentioned in this notice as a closed season for hunting	2. 1 Mei 2019 tot 31 Julie 2019	Bleshoender, geelbeekend, kolgans, rooi-beekend en wilde makou	In alle landdroststreekte: uitgesonderd alle landdroststreekte in Mpumalanga Provinsie nie in hierdie kennisgewing genoem nie tot 'n toetsseisoen vir jag
3. (a) 1 May 2019 to 30 April 2020 (b) 1 May 2019 to 31 July 2019 (c) 1 May 2019 to 31 September 2019 (d) 1 April 2019 to 31 July 2019	Blesbok and springbok Guineafowl and Spurrowl Crested, Coqui, Redwing and Shelley's Francolin Greywing Francolin, Orange River Partridge	Amersfoort	3. (a) 1 Mei 2019 tot 30 April 2020 (b) 1 Mei 2019 tot 31 Julie 2019 (c) 1 Mei 2019 tot 31 September 2019 (d) 1 April 2019 tot 31 Julie 2019	Blesbok en springbok Tarentaal en Fisante Swempe, Bos-, Rooivlerk- en Laeveldpatryse Bergpatrys, Kalahanpatrys	Amersfoort
4. (a) 1 May 2019 to 30 April 2020 (b) 1 May 2019 to 31 July 2019 (c) 1 May 2019 to 31 September 2019 (d) 1 April 2019 to 31 July 2019	Blesbok and springbok Guineafowl and Spurrowl Crested, Coqui, Redwing and Shelley's Francolin Greywing Francolin, Orange River Partridge	Balfour	4. (a) 1 Mei 2019 tot 30 April 2020 (b) 1 Mei 2019 tot 31 Julie 2019 (c) 1 Mei 2019 tot 31 September 2019 (d) 1 April 2019 tot 31 Julie 2019	Blesbok en springbok Tarentaal en Fisante Swempe, Bos-, Rooivlerk- en Laeveldpatryse Bergpatrys, Kalahanpatrys	Balfour
5. (a) 1 May 2019 to 31 July 2019 (b) 1 May 2019 to 31 July 2019 (c) 1 May 2019 to 31 July 2019 (d) 1 May 2019 to 31 July 2019 (e) 1 May 2019 to 31 September 2019 (f) 1 April 2019 to 31 July 2019	Bushbuck and impala Grey Duker Kudu Guineafowl and Spurrowl Crested, Coqui, Redwing and Shelley's Francolin, Greywing Francolin.	Barberton Excluding the Township Marloth Park being Portion 49 of Portion 2 of the farm Tenbosch 162 JU and the area to the west and the south of the western boundaries of the farms Esperado Annex 222 JU, Louisville 325 JU, Louw's Creek 271 JU and Waaibeek 162 JU Only on the following farms: Ammanxala 436 JU, Avonstand 427 JU, Biltong 434 JU, Castillhopolis 425 JU, Cooper's Dal 423 JU, Good Luck 418 JU, The Harp 422 JU, The Hippo's 192 JU, Inyoni 420 JU, Johan Theron 430 JU, Lang Piet 435 JU, Lehombo 186 JU, Leeubos 429 JU, Meribeeck 424 JU, Nico's Kamp 421 JU, Nil Desperandum 419 JU, Quagga 432 JU, Seeikoeigat 417 JU and Squamans 416 JU Excluding the area mentioned in Schedule II, paragraph (a)	5. (a) 1 Mei 2019 tot 31 Julie 2019 (b) 1 Mei 2019 tot 31 Julie 2019 (c) 1 Mei 2019 tot 31 Julie 2019 (d) 1 Mei 2019 tot 31 Julie 2019 (e) 1 Mei 2019 tot 31 September 2019 (f) 1 April 2019 tot 31 Julie 2019	Bosbok en rooibok Gewone duiker Koedoe Tarentaal en Fisante Swempe, Bos-, Rooivlerk- en Laeveldpatryse Bergpatrys, Kalahanpatrys	Barberton Uitgesonderd die dorpsgebiede Marloth Park synde gedeelte 49 van gedeelte 2 van die plaas Tenbosch 162 JU en die gebied ten weste en suide van die westelike grense van die plaas Esperado Annex 222 JU, Louisville 325 JU, Louw's Creek 271 JU en Waaibeek 162 JU Alleenlik op die volgende plaas: Ammanxala 436 JU, Avonstand 427 JU, Biltong 434 JU, Castillhopolis 425 JU, Cooper's Dal 423 JU, Good Luck 418 JU, The Harp 422 JU, The Hippo's 192 JU, Inyoni 420 JU, Johan Theron 430 JU, Lang Piet 435 JU, Lehombo 186 JU, Leeubos 429 JU, Meribeeck 424 JU, Nico's Kamp 421 JU, Nil Desperandum 419 JU, Quagga 432 JU, Seeikoeigat 417 JU en Squamans 416 JU Uitgesonderd die gebied in Bylae II, paragraaf (a) genoem

31 July 2019	Orange River Partridge		31 Julie 2019		
6. (a) 1 May 2019 to 30 April 2020 (b) 1 May 2019 to 31 July 2019 (c) 1 May 2019 to 31 July 2019 (d) 1 May 2019 to 31 September 2019 (e) 1 April 2019 to 31 July 2019	Blesbok Grey duiker Guineafowl and Spurrowl Crested, Coqui, Redwing and Shelley's Francolin Greywing Francolin, Orange River Partridge	Belfast	6. (a) 1 Mei 2019 tot 30 April 2020 (b) 1 Mei 2019 tot 31 Julie 2019 (c) 1 Mei 2019 tot 31 Julie 2019 (d) 1 Mei 2019 tot 31 September 2019 (e) 1 April 2019 tot 31 Julie 2019	Blesbok Gewone duiker Tarentaal en Fisante Swempie, Bos-, Rooivlerk- en Laeveldpatryse Bergpatrys, Kalahariapatrys	Belfast
7.(a) 1 May 2019 to 30 April 2020 (b) 1 May 2019 to 31 July 2019 (c) 1 May 2019 to 31 September 2019 (d) 1 April 2019 to 31 July 2019	Blesbok Guineafowl and Spurrowl Crested, Coqui, Redwing and Shelley's Francolin Greywing Francolin, Orange River Partridge	Bethal	7.(a) 1 Mei 2019 tot 30 April 2020 (b) 1 Mei 2019 tot 31 Julie 2019 (c) 1 Mei 2019 tot 31 September 2019 (d) 1 April 2019 tot 31 Julie 2019	Blesbok Tarentaal en Fisante Swempie, Bos-, Rooivlerk- en Laeveldpatryse Bergpatrys, Kalahariapatrys	Bethal
8.(a) 1 May 2019 to 30 April 2020 (b) 1 May 2019 to 31 July 2019 (c) 1 May 2019 to 31 September 2019 (d) 1 April 2019 to 31 July 2019	Blesbok Guineafowl and Spurrowl Crested, Coqui, Redwing and Shelley's Francolin Greywing Francolin, Orange River Partridge	Carolina	8.(a) 1 Mei 2019 tot 30 April 2020 (b) 1 Mei 2019 tot 31 Julie 2019 (c) 1 Mei 2019 tot 31 September 2019 (d) 1 April 2019 tot 31 Julie 2019	Blesbok Tarentaal en Fisante Swempie, Bos-, Rooivlerk- en Laeveldpatryse Bergpatrys, Kalahariapatrys	Carolina
9.(a) 1 May 2019 to 30 April 2020 (b) 1 May 2019 to 31 July 2019 (c) 1 May 2019 to 31 September 2019 (d) 1 April 2019 to 31 July 2019	Blesbok Guineafowl and Spurrowl Crested, Coqui, Redwing and Shelley's Francolin Greywing Francolin, Orange River Partridge	Delmas	9.(a) 1 Mei 2019 tot 30 April 2020 (b) 1 Mei 2019 tot 31 Julie 2019 (c) 1 Mei 2019 tot 31 September 2019 (d) 1 April 2019 tot 31 Julie 2019	Blesbok Tarentaal en Fisante Swempie, Bos-, Rooivlerk- en Laeveldpatryse Bergpatrys, Kalahariapatrys	Delmas
10.(a) 1 May 2019 to 30 April 2020 (b) 1 May 2019 to 31 July 2019 (c) 1 May 2019 to 31 July 2019 (d) 1 May 2019 to 31 September 2019 (e) 1 April 2019 to 31 July 2019	Blesbok, and springbok Grey duiker Guineafowl and Spurrowl Crested, Coqui, Redwing and Shelley's Francolin Greywing Francolin, Orange River Partridge	Ermelo	10.(a) 1 Mei 2019 tot 30 April 2020 (b) 1 Mei 2019 tot 31 Julie 2019 (c) 1 Mei 2019 tot 31 Julie 2019 (d) 1 Mei 2019 tot 31 September 2019 (e) 1 April 2019 tot 31 Julie 2019	Blesbok en springbok Gewone duiker Tarentaal en Fisante Swempie, Bos-, Rooivlerk- en Laeveldpatryse Bergpatrys, Kalahariapatrys	Ermelo
11.(a) 1 May 2019 to 30 April 2020 (b) 1 May 2019 to 31 July 2019 (c) 1 May 2019 to 31 September 2019 (d) 1 April 2019 to 31 July 2019	Blesbok and Springbok Guineafowl and Spurrowl Crested, Coqui, Redwing and Shelley's Francolin Greywing Francolin, Orange River Partridge	Greylingstad	11.(a) 1 Mei 2019 tot 30 April 2020 (b) 1 Mei 2019 tot 31 Julie 2019 (c) 1 Mei 2019 tot 31 September 2019 (d) 1 April 2019 tot 31 Julie 2019	Blesbok and Springbok Tarentaal en Fisante Swempie, Bos-, Rooivlerk- en Laeveldpatryse Bergpatrys, Kalahariapatrys	Greylingstad
12.(a) 1 May 2019 to 30 April 2020 (b) 1 May 2019 to 31 July 2019 (c) 1 May 2019 to 31 September 2019 (d) 1 April 2019 to 31 July 2019	Blesbok Guineafowl and Spurrowl Crested, Coqui, Redwing and Shelley's Francolin Greywing Francolin, Orange River Partridge	Highveld Ridge	12.(a) 1 Mei 2019 tot 30 April 2020 (b) 1 Mei 2019 tot 31 Julie 2019 (c) 1 Mei 2019 tot 31 September 2019 (d) 1 April 2019 tot 31 Julie 2019	Blesbok Tarentaal en Fisante Swempie, Bos-, Rooivlerk- en Laeveldpatryse Bergpatrys, Kalahariapatrys	Hoëveldrif
13. (a) 1 May 2019 to 31 July 2019	Grey duiker	Lydenburg Excluding the following	13. (a) 1 Mei 2019 tot 31 Julie 2019	Gewone duiker	Lydenburg Uitgesonderd die volgende

<p>(b) 1 May 2019 to 30 April 2020</p> <p>(c) 1 May 2019 to 31 July 2019</p> <p>(d) 1 May 2019 to 31 September 2019</p> <p>(e) 1 April 2019 to 31 July 2019</p>	<p>Blesbok</p> <p>Guineafowl and Spurrow</p> <p>Crested, Coqui, Redwing and Shelley's Francolin</p> <p>Greywing Francolin, Orange River Partridge</p>	<p>farms: Kalmoesfontein 267 JT, the portion owned by Uitkyk Plantasies (Pty) Ltd, Krugerspost 550KT, the portion owned by S.J. de Clerq, Lydenburg 28 JT, the portion owned by H.J. Neethling and Uitkyk 264 JT.</p> <p>Excluding the farms mentioned in Schedule II, paragraph (a)</p> <p>Excluding the farms mentioned in Schedule II, paragraph (a)</p>	<p>(b) 1 Mei 2019 tot 30 April 2020</p> <p>(c) 1 Mei 2019 tot 31 Julie 2019</p> <p>(d) 1 Mei 2019 tot 31 September 2019</p> <p>(e) 1 April 2019 tot 31 Julie 2019</p>	<p>Blesbok</p> <p>Tarentaal en Fisante</p> <p>Swempie, Bos-, Rooivlerk- en Laeveldpatryse</p> <p>Bergpatrys, Kalaharipatrys</p>	<p>plase: Kalmoesfontein 267 JT, die gedeelte waarvan Uitkyk Plantasies (Edms) Bpk die eienaar is, Krugerspost 550KT, die gedeelte waarvan S.J. de Clerq die eienaar is, Lydenburg 28 JT, die gedeelte waarvan H.J. Neethling die eienaar is en Uitkyk 264 JT.</p> <p>Uitgesonderd die plase in Bylae II, paragraaf (a) genoem</p> <p>Uitgesonderd die plase in Bylae II, paragraaf (a) genoem</p>
<p>14. (a) 1 May 2019 to 30 April 2020</p> <p>(b) 1 May 2019 to 31 July 2019</p> <p>(c) 1 May 2019 to 31 July 2019</p> <p>(d) 1 May 2019 to 31 September 2019</p> <p>(e) 1 April 2019 to 31 July 2019</p>	<p>Blesbok</p> <p>Grey duiker</p> <p>Guineafowl and Spurrow</p> <p>Crested, Coqui, Redwing and Shelley's Francolin</p> <p>Greywing Francolin, Orange River Partridge</p>	<p>Middelburg</p>	<p>14. (a) 1 Mei 2019 tot 30 April 2020</p> <p>(b) 1 Mei 2019 tot 31 Julie 2019</p> <p>(c) 1 Mei 2019 tot 31 Julie 2019</p> <p>(d) 1 Mei 2019 tot 31 September 2019</p> <p>(e) 1 April 2019 tot 31 Julie 2019</p>	<p>Blesbok</p> <p>Gewone duiker</p> <p>Tarentaal en Fisante</p> <p>Swempie, Bos-, Rooivlerk- en Laeveldpatryse</p> <p>Bergpatrys, Kalaharipatrys</p>	<p>Middelburg</p>
<p>15. (a) 1 May 2019 to 30 April 2020</p> <p>(b) 1 May 2019 to 31 July 2019</p> <p>(c) 1 May 2019 to 31 July 2019</p> <p>(d) 1 May 2019 to 31 September 2019</p> <p>(e) 1 April 2019 to 31 July 2019</p>	<p>Blesbok and impala</p> <p>Grey duiker</p> <p>Guineafowl and Spurrow</p> <p>Crested, Coqui, Redwing and Shelley's Francolin</p> <p>Greywing Francolin, Orange River Partridge</p>	<p>Piet Retief</p>	<p>15. (a) 1 Mei 2019 tot 30 April 2020</p> <p>(b) 1 Mei 2019 tot 31 Julie 2019</p> <p>(c) 1 Mei 2019 tot 31 Julie 2019</p> <p>(d) 1 Mei 2019 tot 31 September 2019</p> <p>(e) 1 April 2019 tot 31 Julie 2019</p>	<p>Blesbok en rooibok</p> <p>Gewone duiker</p> <p>Tarentaal en Fisante</p> <p>Swempie, Bos-, Rooivlerk- en Laeveldpatryse</p> <p>Bergpatrys, Kalaharipatrys</p>	<p>Piet Retief</p>
<p>16. (a) 1 May 2019 to 30 April 2020</p> <p>(b) 1 May 2019 to 31 July 2019</p> <p>(c) 1 May 2019 to 31 September 2019</p> <p>(d) 1 April 2019 to 31 July 2019</p>	<p>Blesbok and springbok</p> <p>Guineafowl and Spurrow</p> <p>Crested, Coqui, Redwing and Shelley's Francolin</p> <p>Greywing Francolin, Orange River Partridge</p>	<p>Standerton</p>	<p>16. (a) 1 Mei 2019 tot 30 April 2020</p> <p>(b) 1 Mei 2019 tot 31 Julie 2019</p> <p>(c) 1 Mei 2019 tot 31 September 2019</p> <p>(d) 1 April 2019 tot 31 Julie 2019</p>	<p>Blesbok en springbok</p> <p>Tarentaal en Fisante</p> <p>Swempie, Bos-, Rooivlerk- en Laeveldpatryse</p> <p>Bergpatrys, Kalaharipatrys</p>	<p>Standerton</p>
<p>17. (a) 1 May 2019 to 30 April 2020</p> <p>(b) 1 May 2019 to 31 July 2019</p> <p>(c) 1 May 2019 to 31 September 2019</p> <p>(d) 1 April 2019 to 31 July 2019</p>	<p>Blesbok and springbok</p> <p>Guineafowl and Spurrow</p> <p>Crested, Coqui, Redwing and Shelley's Francolin</p> <p>Greywing Francolin, Orange River Partridge</p>	<p>Volkstrust</p>	<p>17. (a) 1 Mei 2019 tot 30 April 2020</p> <p>(b) 1 Mei 2019 tot 31 Julie 2019</p> <p>(c) 1 Mei 2019 tot 31 September 2019</p> <p>(d) 1 April 2019 tot 31 Julie 2019</p>	<p>Blesbok en springbok</p> <p>Tarentaal en Fisante</p> <p>Swempie, Bos-, Rooivlerk- en Laeveldpatryse</p> <p>Bergpatrys, Kalaharipatrys</p>	<p>Volkstrust</p>
<p>18. (a) 1 May 2019 to 31 July 2019</p> <p>(b) 1 May 2019 to 30 April 2020</p> <p>(c) 1 May 2019 to 31 July 2019</p> <p>(d) 1 May 2019 to 31 September 2019</p> <p>(e) 1 April 2019 to 31 July 2019</p>	<p>Grey duiker</p> <p>Blesbok and springbok</p> <p>Guineafowl and Spurrow</p> <p>Crested, Coqui, Redwing and Shelley's Francolin</p> <p>Greywing Francolin</p>	<p>Wakkerstroom</p>	<p>18. (a) 1 Mei 2019 tot 31 Julie 2019</p> <p>(b) 1 Mei 2019 tot 30 April 2020</p> <p>(c) 1 Mei 2019 tot 31 Julie 2019</p> <p>(d) 1 Mei 2019 tot 31 September 2019</p> <p>(e) 1 April 2019 tot 31 Julie 2019</p>	<p>Gewone duiker</p> <p>Blesbok en springbok</p> <p>Tarentaal en Fisante</p> <p>Swempie, Bos-, Rooivlerk- en Laeveldpatryse</p> <p>Bergpatrys, Kalaharipatrys</p>	<p>Wakkerstroom</p>

31 July 2019			31 Julie 2019		
19. (a) 1 May 2019 to 30 April 2020	Blesbok	Waternal-Boven	19. (a) 1 Mei 2019 tot 30 April 2020	Blesbok	Waternal-Boven
(b) 1 May 2019 to 31 July 2019	Grey duiker		(b) 1 Mei 2019 tot 31 Julie 2019	Gewone duiker	
(c) 1 May 2019 to 31 July 2019	Guineafowl and Spurrowl		(c) 1 Mei 2019 tot 31 Julie 2019	Tarentaal en Fisante	
(d) 1 May 2019 to 31 September 2020	Crested, Coqui, Redwing and Shelley's Francolin		(d) 1 Mei 2019 tot 31 September 2019	Swempe, Bos-, Rooivlerk- en Laeveldpatryse	
(e) 1 April 2019 to 31 July 2019	Greywing Francolin, Orange River Partridge		(e) 1 April 2019 tot 31 Julie 2019	Bergpatrys, Kalahariopatrys	
20. (a) 1 May 2019 to 30 April 2020	Blesbok	Witbank	20. (a) 1 Mei 2019 tot 30 April 2020	Blesbok	Witbank
(b) 1 May 2019 to 31 July 2019	Guineafowl and Spurrowl		(b) 1 Mei 2019 tot 31 Julie 2019	Tarentaal en Fisante	
(c) 1 May 2019 to 31 September 2019	Crested, Coqui, Redwing and Shelley's Francolin		(c) 1 Mei 2019 tot 31 September 2019	Swempe, Bos-, Rooivlerk- en Laeveldpatryse	
(d) 1 April 2019 to 31 July 2019	Greywing Francolin, Orange River Partridge		(d) 1 April 2019 tot 31 Julie 2019	Bergpatrys, Kalahariopatrys	

SCHEDULE II
PERSONS WHO ARE NOT OWNERS OF LAND ON WHICH
THEY HUNT


Species of ordinary game	Period and area
1. Rock pigeon	1 May 2019 to 30 April 2020 in all magisterial districts
2. Red knobbed coot, yellow billed duck, Egyptian goose, red-billed teal and spur-winged goose	1 May 2019 to 31 July 2019 in all magisterial districts: excluding all magisterial districts in the Mpumalanga Province not mentioned in this notice as a closed season for hunting
3. i) Guineafowl ii) Crested, Coqui, Redwing and Shelley's Francolin iii) Greywing Francolin, Orange River Partridge	(a) During the period referred to in Schedule 1 declared to be an open season during which the owner of the land may hunt these species of ordinary game Provided that i) shall not be hunted prior to 1 May 2019 and later than 31 July 2019, ii) shall not be hunted prior to 1 May 2019 and later than 31 September 2019, iii) shall not be hunted prior to 1 April 2019 and later than 31 July 2019, (b) in the area where the owner of land may hunt these species of ordinary game as defined in Schedule 1
4. Blesbok, blue wildebeest, Burchell's zebra, bushbuck, grey duiker, kudu, impala, springbok, gemsbuck, red hartebeest and hares	(a) During the period referred to in Schedule 1 declared to be an open season during which the owner of the land may hunt these species of ordinary game Provided that these species shall not be hunted prior to 1 May 2019 and later than 31 July 2019 and (b) in the area where the owner of land may hunt these species of ordinary game as defined in Schedule 1

BYLAE II
PERSONE WAT NIE EIENAARS IS NIE VAN GROND
WAAROP HULLE JAG

Soort gewone wild	Tydperk en gebied
1. Kransduif	1 Mei 2019 tot 30 April 2020 in alle landdrosdistrikte
2. Bleshoender, geelbekeend, kolgans, rooibekeend en wilde makou	1 Mei 2019 tot 31 Julie 2019 in alle landdrosdistrikte: ongesonderd alle landdrosdistrikte in Mpumalanga Provinsie nie in hierdie kennisgewing genoem nie tot 'n toeseisoen vir jag
3. i) Tarentaal en Fisante ii) Swempe-, Bos-, Rooivlerk- en Laeveldpatryse iii) Bergpatryse	(a) Gedurende die tydperk in Bylae I genoem wat tot 'n oopseisoen verklaar is waartydens die eienaar van die grond hierdie spesie gewone wild kan jag Met dien verstande dat i) nie voor 1 Mei 2019 en later as 31 Julie 2019 gejag word nie, ii) nie voor 1 Mei 2019 en later as 31 September 2019 gejag word nie, iii) nie voor 1 April 2019 en later as 31 Julie 2019 gejag word nie, en (b) binne die gebied waar die eienaar van die grond hierdie spesie gewone wild kan jag soos in Bylae I omskryf
4. Blesbok, blouwildebees, bonisebra, bosbok, gewone duiker, koedoe, rooibok, springbok, gemsbok, roothartebees en hase	(a) Gedurende die tydperk in Bylae I genoem wat tot 'n oopseisoen verklaar is waartydens die eienaar van die grond hierdie spesie gewone wild kan jag Met dien verstande dat hierdie spesies nie voor 1 Mei 2019 en later as 31 Julie 2019 gejag word nie, en (b) binne die gebied waar die eienaar van die grond hierdie soorte gewone wild kan jag soos in Bylae I omskryf


Given under my Hand at Mbombela, this 20 day of

MARCH Two Thousand and Nineteen


V.R. SHONGWE
Member of the Executive Council:
Agriculture, Rural Development, Land and Environmental
Affairs
Mpumalanga

Gegee onder my Hand te Mbombela, op hierdie 20

dag van MAART Twee Duisend en Negentien


V.R. SHONGWE
Lid van die Uitvoerende Raad:
Landbou, Landelike Ontwikkeling, Grond en
Omgewingsake
Mpumalanga

PROVINCIAL NOTICE 73 OF 2019**MPUMALANGA PROVINCIAL TREASURY**

In accordance with section 30(2)(a)(ii) of the Division of Revenue Bill, 2018. I hereby give notice of the budget of each hospital for the 2019/20 Medium Term Expenditure Framework (MTEF) as set out in the attached schedule.



HON. SE KHOLWANE, MPL

**MEC: DEPARTMENT OF FINANCE, ECONOMIC DEVELOPMENT AND TOURISM
MPUMALANGA PROVINCIAL GOVERNMENT**

Year : 2019/20
 Type : Mpumalanga Hospitals
 Summary

	2015/16	2016/17	2017/18	2018/19	2019/20	2020/21	2021/22
	Audited			Main Budget	Adjusted Budget	Revised Estimates	Medium-term estimates
R thousand							
Receipts							
Transfer receipts from national	4 785 379	5 079 311	5 400 395	5 757 925	5 717 914	5 717 914	6 267 749
Equitable share	4 697 829	4 976 488	5 400 395	5 757 925	5 717 914	5 717 914	6 144 756
Conditional grants	87 550	102 823	-	-	-	-	122 993
National Tertiary Services Grant	87 550	102 823	-	-	-	-	122 993
Funds from Provincial Own Revenue	-	-	-	-	-	-	-
Total receipts	4 785 379	5 079 311	5 400 395	5 757 925	5 717 914	5 717 914	6 267 749
Payments							
Current payments	4 747 263	5 047 555	5 358 176	5 715 573	5 680 748	5 680 748	6 199 460
Compensation of Employees	3 597 836	3 944 577	4 261 174	4 565 182	4 518 816	4 518 816	4 914 949
Goods and services	1 149 090	1 102 889	1 096 944	1 150 391	1 161 932	1 161 932	1 284 511
of which							
Consultants and professional services	146 634	135 363	142 226	165 269	167 327	167 327	180 940
Maintenance and Minor repairs	25 961	25 796	895	3 366	1 946	1 946	1 084
Medical services	43 164	-	-	-	-	-	48 707
Medical supplies	297 683	287 608	272 490	295 794	318 689	318 689	355 227
Medicine	281 318	227 874	256 032	292 162	261 101	261 100	294 348
Other	354 330	426 228	425 301	393 800	412 869	412 870	404 205
Interest and rent on land	337	109	58	-	-	-	-
Transfers and subsidies to:	11 217	12 689	17 407	3 367	5 001	5 001	3 765
Provinces and municipalities	2	-	-	39	39	39	-
Departmental agencies and accounts	223	177	137	217	286	286	474
Higher education institutions	-	-	-	-	-	-	7
Foreign governments and international organisations	-	-	-	-	-	-	-
Public corporations and private enterprises	-	-	-	-	-	-	-
Non-profit institutions	-	-	-	-	-	-	-
Households	10 992	12 512	17 270	3 111	4 676	4 676	3 284
Payments for capital assets	26 454	18 891	24 812	38 985	32 165	32 165	64 524
Buildings and other fixed structures	1 083	163	-	-	-	-	-
Machinery and equipment	24 986	18 663	24 812	38 985	32 165	32 165	64 524
Heritage assets	385	65	-	-	-	-	-
Specialised military assets	-	-	-	-	-	-	-
Biological assets	-	-	-	-	-	-	-
Land and sub-soil assets	-	-	-	-	-	-	-
Software and other intangible assets	-	-	-	-	-	-	-
Payments for financial assets	-	-	-	-	-	-	-
Unallocated contingency reserve	-	-	-	-	-	-	-
Total payments	4 784 934	5 079 135	5 400 395	5 757 925	5 717 914	5 717 914	6 267 749
Surplus/(deficit) before financing	445	176	-	-	-	-	-
Financing							
Roll-overs	-	-	-	-	-	-	-
Other (Specify)	-	-	-	-	-	-	-
Surplus/(deficit) after financing	445	176	-	-	-	-	-

Mpumalanga Hospitals - Summary of Personnel Numbers and Costs

	As at 31 March 2016	As at 31 March 2017	As at 31 March 2018	As at 31 March 2019	As at 31 March 2020	As at 31 March 2021	As at 31 March 2022
Personnel numbers							
Professionals							
Medical Practitioners	544	653	658	668	661	676	676
Medical Specialists	47	69	69	71	74	78	78
Total Doctors	591	722	727	739	735	754	754
Professional Nurses	2 478	2 650	2 662	2 685	2 712	2 752	2 717
Nursing assistants and pupil nurses	1 933	2 105	2 114	2 124	2 146	2 289	2 259
Student nurses	43	37	37	37	37	-	-
Total Nurses	4 454	4 792	4 813	4 846	4 895	5 041	4 976
Ambulance personnel	54	-	-	-	-	-	-
Dentists, dental therapy, oral hygiene	104	136	138	142	132	145	146
Dieticians	60	105	105	107	101	112	113
Environmental health	39	16	16	16	16	16	16
Health sciences and medical technicians	51	58	60	60	62	63	63
Occupational therapists	58	73	73	74	75	76	76
Optometrists	3	8	8	8	8	8	8
Pharmacy assistants	58	75	76	76	77	78	78
Pharmacists	137	282	284	286	290	295	295
Physiotherapists	65	76	76	77	77	75	75
Psychologists	16	27	27	27	28	28	28
Radiographers	70	93	93	95	97	91	92
Speech and hearing therapists	44	52	52	53	53	48	50
Total Other Health Professionals	759	1 001	1 008	1 021	1 016	1 035	1 040
Administrative	5 099	5 011	4 932	4 975	5 022	5 172	4 886
Admin Levels: 10 - <	5 067	4 982	4 904	4 946	4 993	5 137	4 853
Admin Levels: 11 - 12	27	24	23	24	24	31	30
Admin Levels: 13 - >	5	5	5	5	5	4	3
Total Hospital Personnel	10 903	11 526	11 480	11 581	11 668	12 002	11 656
Total personnel cost (R thousand)	3 597 836	3 944 577	4 261 174	4 565 182	4 518 816	4 518 816	4 914 949
Unit cost (R thousand)	330	342	371	394	387	377	422

Year : 2019/20
 Type : Tertiary Hospitals
 Summary

	2015/16	2016/17	2017/18	2018/19	2018/19	2018/19	2019/20	2020/21	2021/22
		Audited		Main Budget	Adjusted Budget	Revised Estimates	Medium-term estimates		
R thousand									
Receipts									
Transfer receipts from national	991 760	1 026 751	1 120 518	1 201 203	1 189 291	1 189 291	1 327 268	1 397 199	1 485 581
Equitable share	904 210	923 928	1 120 518	1 201 203	1 189 291	1 189 291	1 204 275	1 267 319	1 348 428
Conditional grants	87 550	102 823	-	-	-	-	122 993	129 880	137 153
National Tertiary Services Grant	87 550	102 823	-	-	-	-	122 993	129 880	137 153
Funds from Provincial Own Revenue	-	-	-	-	-	-	-	-	-
Total receipts	991 760	1 026 751	1 120 518	1 201 203	1 189 291	1 189 291	1 327 268	1 397 199	1 485 581
Payments									
Current payments	984 740	1 009 360	1 094 766	1 161 333	1 156 174	1 156 174	1 276 306	1 343 382	1 428 751
Compensation of Employees	674 805	713 992	795 083	869 434	834 771	834 771	896 488	963 723	1 027 833
Goods and services	309 917	295 364	299 681	291 899	321 403	321 403	379 818	379 659	400 918
of which									
Consultants and professional services	45 234	41 469	45 582	45 832	52 937	52 937	64 176	67 770	71 564
Maintenance and Minor repairs	8 104	20 341	67	341	226	226	-	-	-
Medical services	27 883	-	-	-	-	-	20 292	-	-
Medical supplies	105 467	91 105	80 601	88 426	105 221	105 221	131 920	139 307	147 108
Medicine	51 439	46 583	54 966	60 424	47 153	47 153	63 626	67 189	70 952
Other	71 790	95 866	118 465	96 876	115 866	115 866	99 804	105 393	111 294
Interest and rent on land	18	4	2	-	-	-	-	-	-
Transfers and subsidies to:	1 892	2 389	2 436	885	1 072	1 072	934	987	1 042
Provinces and municipalities	-	-	-	-	-	-	-	-	-
Departmental agencies and accounts	80	16	8	47	47	47	50	53	56
Higher education institutions	-	-	-	-	-	-	-	-	-
Foreign governments and international organisations	-	-	-	-	-	-	-	-	-
Public corporations and private enterprises	-	-	-	-	-	-	-	-	-
Non-profit institutions	-	-	-	-	-	-	-	-	-
Households	1 812	2 373	2 428	838	1 025	1 025	884	934	986
Payments for capital assets	5 128	15 002	23 316	38 985	32 045	32 045	50 028	52 830	55 788
Buildings and other fixed structures	-	-	-	-	-	-	-	-	-
Machinery and equipment	5 128	15 002	23 316	38 985	32 045	32 045	50 028	52 830	55 788
Heritage assets	-	-	-	-	-	-	-	-	-
Specialised military assets	-	-	-	-	-	-	-	-	-
Biological assets	-	-	-	-	-	-	-	-	-
Land and sub-soil assets	-	-	-	-	-	-	-	-	-
Software and other intangible assets	-	-	-	-	-	-	-	-	-
Payments for financial assets	-	-	-	-	-	-	-	-	-
Unallocated contingency reserve	-	-	-	-	-	-	-	-	-
Total payments	991 760	1 026 751	1 120 518	1 201 203	1 189 291	1 189 291	1 327 268	1 397 199	1 485 581
Surplus/(deficit) before financing	-	-	-	-	-	-	-	-	-
Financing									
Roll-overs	-	-	-	-	-	-	-	-	-
Other (Specify)	-	-	-	-	-	-	-	-	-
Surplus/(deficit) after financing	-	-	-	-	-	-	-	-	-

Mpumalanga Hospitals - Summary of Personnel Numbers and Costs

	As at 31 March 2016	As at 31 March 2017	As at 31 March 2018	As at 31 March 2019	As at 31 March 2020	As at 31 March 2021	As at 31 March 2022
Personnel numbers							
Professionals							
Medical Practitioners	170	228	230	232	234	239	239
Medical Specialists	23	38	38	39	39	41	41
Total Doctors	193	266	268	271	273	280	280
Professional Nurses	421	459	462	465	472	479	479
Nursing assistants and pupil nurses	330	429	433	436	439	446	446
Student nurses	-	-	-	-	-	-	-
Total Nurses	751	888	895	901	911	925	925
Ambulance personnel	-	-	-	-	-	-	-
Dentists, dental therapy, oral hygiene	12	24	26	26	28	30	31
Dieticians	11	15	15	17	19	21	22
Environmental health	1	1	1	1	1	1	1
Health sciences and medical technicians	23	7	9	9	11	12	12
Occupational therapists	12	12	12	13	14	15	15
Optometrists	1	-	-	-	-	-	-
Pharmacy assistants	8	3	4	4	5	5	5
Pharmacists	32	43	45	45	47	47	47
Physiotherapists	14	13	13	14	14	14	14
Psychologists	6	8	8	8	9	9	9
Radiographers	16	20	20	22	24	24	25
Speech and hearing therapists	17	15	15	16	16	16	18
Total Other Health Professionals	153	161	168	175	188	194	199
Administrative	703	702	709	719	729	739	453
Admin Levels: 10 - <	699	697	704	714	724	734	450
Admin Levels: 11 - 12	3	3	3	3	3	3	2
Admin Levels: 13 - >	1	2	2	2	2	2	1
Total Hospital Personnel	1 800	2 017	2 040	2 066	2 101	2 138	1 857
Total personnel cost (R thousand)	674 805	713 992	795 083	869 434	834 771	834 771	896 488
Unit cost (R thousand)	375	354	390	421	397	390	483

Year : 2019/20
 Hospital name : Rob Ferreira
 Type : Tertiary Hospital

	2015/16	2016/17	2017/18	2018/19	2018/19	2018/19	2019/20	2020/21	2021/22
		Audited		Main Budget	Adjusted Budget	Revised Estimates	Medium-term estimates		
R thousand									
Receipts									
Transfer receipts from national	542 547	576 242	615 934	658 041	650 597	650 597	732 503	771 169	824 493
	496 384	524 895	615 934	658 041	650 597	650 597	670 392	705 580	755 231
Conditional grants	46 163	51 347	-	-	-	-	62 111	65 589	69 262
National Tertiary Services Grant	46 163	51 347	-	-	-	-	62 111	65 589	69 262
Funds from Provincial Own Revenue	-	-	-	-	-	-	-	-	-
Total receipts	542 547	576 242	615 934	658 041	650 597	650 597	732 503	771 169	824 493
Payments									
Current payments	540 015	568 887	606 971	639 353	631 209	631 209	706 017	743 199	794 958
Compensation of Employees	378 133	405 752	446 536	486 607	460 041	460 041	496 446	533 678	573 705
Goods and services	161 868	163 135	160 433	152 746	171 168	171 168	209 571	209 521	221 253
of which									
Consultants and professional services	28 063	25 745	25 739	25 301	31 381	31 381	37 655	39 764	41 990
Maintenance and Minor repairs	6 075	8 091	42	-	-	-	-	-	-
Medical services	6 056	-	-	-	-	-	11 161	-	-
Medical supplies	54 401	49 248	38 355	42 979	52 150	52 150	71 787	75 807	80 052
Medicine	28 585	28 788	30 022	33 299	28 028	28 028	34 358	36 282	38 314
Other	38 688	51 263	66 275	51 167	59 609	59 609	54 610	57 668	60 897
Interest and rent on land	14	-	2	-	-	-	-	-	-
Transfers and subsidies to:	1 058	1 194	706	437	453	453	504	533	562
Provinces and municipalities	-	-	-	-	-	-	-	-	-
Departmental agencies and accounts	40	-	-	23	23	23	27	29	30
Higher education institutions	-	-	-	-	-	-	-	-	-
Foreign governments and international organisations	-	-	-	-	-	-	-	-	-
Public corporations and private enterprises	-	-	-	-	-	-	-	-	-
Non-profit institutions	-	-	-	-	-	-	-	-	-
Households	1 018	1 194	706	414	430	430	477	504	532
Payments for capital assets	1 474	6 161	8 257	18 251	18 935	18 935	25 982	27 437	28 973
Buildings and other fixed structures	-	-	-	-	-	-	-	-	-
Machinery and equipment	1 474	6 161	8 257	18 251	18 935	18 935	25 982	27 437	28 973
Heritage assets	-	-	-	-	-	-	-	-	-
Specialised military assets	-	-	-	-	-	-	-	-	-
Biological assets	-	-	-	-	-	-	-	-	-
Land and sub-soil assets	-	-	-	-	-	-	-	-	-
Software and other intangible assets	-	-	-	-	-	-	-	-	-
Payments for financial assets	-	-	-	-	-	-	-	-	-
Unallocated contingency reserve	-	-	-	-	-	-	-	-	-
Total payments	588 710	576 242	615 934	658 041	650 597	650 597	732 503	771 169	824 493
	-46 163	-	-	-	-	-	-	-	-
Financing									
Roll-overs	-	-	-	-	-	-	-	-	-
Other (Specify)	-	-	-	-	-	-	-	-	-
Surplus/(deficit) after financing	-46 163	-	-	-	-	-	-	-	-

Mpumalanga Hospitals - Summary of Personnel Numbers and Costs

Personnel numbers	As at 31 March 2016	As at 31 March 2017	As at 31 March 2018	As at 31 March 2019	As at 31 March 2020	As at 31 March 2021	As at 31 March 2022
Medical Specialists	76	135	137	139	141	145	145
Total Doctors	9	10	10	11	11	12	12
Professional Nurses	85	145	147	150	152	157	157
Nursing assistants and pupil nurses	232	257	260	263	270	275	275
Student nurses	211	261	265	268	271	277	277
Total Nurses	-	-	-	-	-	-	-
	443	518	525	531	541	552	552
Ambulance personnel	-	-	-	-	-	-	-
Dentists, dental therapy, oral hygiene	-	13	15	15	17	19	19
Dieticians	5	8	8	10	12	14	14
Environmental health	-	-	-	-	-	-	-
Health sciences and medical technicians	23	7	9	9	11	12	12
Occupational therapists	9	9	9	10	11	12	12
Optometrists	-	-	-	-	-	-	-
Pharmacy assistants	-	1	2	2	3	3	3
Pharmacists	14	19	21	21	23	23	23
Physiotherapists	6	4	4	5	5	5	5
Psychologists	3	4	4	4	5	5	5
Radiographers	9	9	9	11	13	13	13
Speech and hearing therapists	4	8	8	9	9	9	9
Total Other Health Professionals	73	82	89	96	109	115	115
Administrative	338	416	423	433	443	453	453
Admin Levels: 10 - <	335	413	420	430	440	450	450
Admin Levels: 11 - 12	2	2	2	2	2	2	2
Admin Levels: 13 - >	1	1	1	1	1	1	1
Total Hospital Personnel	939	1 161	1 184	1 210	1 245	1 277	1 277
Total personnel cost (R thousand)	378 133	405 752	446 536	486 607	460 041	460 041	496 446
Unit cost (R thousand)	403	349	377	402	370	360	389

Year : 2019/20
 Hospital name : Witbank
 Type : Tertiary Hospital

	2015/16	2016/17	2017/18	2018/19	2018/19	2018/19	2019/20	2020/21	2021/22
		Audited		Main Budget	Adjusted Budget	Revised Estimates	Medium-term estimates		
R thousand									
Receipts									
Transfer receipts from national	449 213	450 509	504 584	543 162	538 694	538 694	594 765	626 030	661 088
	407 826	399 033	504 584	543 162	538 694	538 694	533 883	561 739	593 197
Conditional grants	41 387	51 476	-	-	-	-	60 882	64 291	67 891
<i>National Tertiary Services Grant</i>	41 387	51 476	-	-	-	-	60 882	64 291	67 891
Funds from Provincial Own Revenue	-	-	-	-	-	-	-	-	-
Total receipts	449 213	450 509	504 584	543 162	538 694	538 694	594 765	626 030	661 088
Payments									
Current payments	444 725	440 473	487 795	521 980	524 965	524 965	570 289	600 183	633 793
Compensation of Employees	296 672	308 240	348 547	382 827	374 730	374 730	400 042	430 045	454 128
Goods and services	148 049	132 229	139 248	139 153	150 235	150 235	170 247	170 138	179 685
of which									
<i>Consultants and professional services</i>	17 171	15 724	19 843	20 531	21 556	21 556	26 521	28 006	29 574
<i>Maintenance and Minor repairs</i>	2 029	12 250	25	341	226	226	-	-	-
<i>Medical services</i>	21 827	-	-	-	-	-	9 131	-	-
<i>Medical supplies</i>	51 066	41 857	42 246	45 447	53 071	53 071	60 133	63 500	67 056
<i>Medicine</i>	22 854	17 795	24 944	27 125	19 125	19 125	29 268	30 907	32 638
<i>Other</i>	33 102	44 603	52 190	45 709	56 257	56 257	45 194	47 725	50 397
Interest and rent on land	4	4	-	-	-	-	-	-	-
Transfers and subsidies to:	834	1 195	1 730	448	619	619	430	454	480
Provinces and municipalities	-	-	-	-	-	-	-	-	-
Departmental agencies and accounts	40	16	8	24	24	24	23	24	26
Higher education institutions	-	-	-	-	-	-	-	-	-
Foreign governments and international organisations	-	-	-	-	-	-	-	-	-
Public corporations and private enterprises	-	-	-	-	-	-	-	-	-
Non-profit institutions	-	-	-	-	-	-	-	-	-
Households	794	1 179	1 722	424	595	595	407	430	454
Payments for capital assets	3 654	8 841	15 059	20 734	13 110	13 110	24 046	25 393	26 815
Buildings and other fixed structures	-	-	-	-	-	-	-	-	-
Machinery and equipment	3 654	8 841	15 059	20 734	13 110	13 110	24 046	25 393	26 815
Heritage assets	-	-	-	-	-	-	-	-	-
Specialised military assets	-	-	-	-	-	-	-	-	-
Biological assets	-	-	-	-	-	-	-	-	-
Land and sub-soil assets	-	-	-	-	-	-	-	-	-
Software and other intangible assets	-	-	-	-	-	-	-	-	-
Payments for financial assets	-	-	-	-	-	-	-	-	-
Unallocated contingency reserve	-	-	-	-	-	-	-	-	-
Total payments	490 600	450 509	504 584	543 162	538 694	538 694	594 765	626 030	661 088
	-41 387	-	-	-	-	-	-	-	-
Financing									
Roll-overs	-	-	-	-	-	-	-	-	-
<i>Other (Specify)</i>	-	-	-	-	-	-	-	-	-
Surplus/(deficit) after financing	-41 387	-	-	-	-	-	-	-	-

Mpumalanga Hospitals - Summary of Personnel Numbers and Costs

	As at 31 March 2016	As at 31 March 2017	As at 31 March 2018	As at 31 March 2019	As at 31 March 2020	As at 31 March 2021	As at 31 March 2022
Personnel numbers							
Medical Specialists	94	93	93	93	93	94	94
Total Doctors	14	28	28	28	28	29	29
Professional Nurses	108	121	121	121	121	123	123
Nursing assistants and pupil nurses	189	202	202	202	202	204	204
Student nurses	119	168	168	168	168	169	169
Total Nurses	-	-	-	-	-	-	-
	308	370	370	370	370	373	373
Ambulance personnel	-	-	-	-	-	-	-
Dentists, dental therapy, oral hygiene	12	11	11	11	11	11	12
Dieticians	6	7	7	7	7	7	8
Environmental health	1	1	1	1	1	1	1
Health sciences and medical technicians	-	-	-	-	-	-	-
Occupational therapists	3	3	3	3	3	3	3
Optometrists	1	-	-	-	-	-	-
Pharmacy assistants	8	2	2	2	2	2	2
Pharmacists	18	24	24	24	24	24	24
Physiotherapists	8	9	9	9	9	9	9
Psychologists	3	4	4	4	4	4	4
Radiographers	7	11	11	11	11	11	12
Speech and hearing therapists	13	7	7	7	7	7	9
Total Other Health Professionals	80	79	79	79	79	79	84
Administrative	365	286	286	286	286	286	-
Admin Levels: 10 - <	364	284	284	284	284	284	-
Admin Levels: 11 - 12	1	1	1	1	1	1	-
Admin Levels: 13 - >	-	1	1	1	1	1	-
Total Hospital Personnel	861	856	856	856	856	861	580
Total personnel cost (R thousand)	296 672	308 240	348 547	382 827	374 730	374 730	400 042
Unit cost (R thousand)	345	360	407	447	438	435	690

Year : 2019/20
 Type : General Hospitals
 Summary

	2015/16	2016/17	2017/18	2018/19	2018/19	2018/19	2019/20	2020/21	2021/22
		Audited		Main Budget	Adjusted Budget	Revised Estimates	Medium-term estimates		
R thousand									
Receipts									
Transfer receipts from national	910 636	979 315	1 051 345	1 114 934	1 072 541	1 072 541	1 164 324	1 234 655	1 309 307
	910 636	979 315	1 051 345	1 114 934	1 072 541	1 072 541	1 164 324	1 234 655	1 309 307
Conditional grants	-	-	-	-	-	-	-	-	-
<i>National Tertiary Services Grant</i>	-	-	-	-	-	-	-	-	-
Funds from Provincial Own Revenue	-	-	-	-	-	-	-	-	-
Total receipts	910 636	979 315	1 051 345	1 114 934	1 072 541	1 072 541	1 164 324	1 234 655	1 309 307
Payments									
Current payments	901 978	974 974	1 045 536	1 114 378	1 070 607	1 070 607	1 160 908	1 231 047	1 305 499
Compensation of Employees	701 287	780 503	845 746	914 388	879 246	879 246	939 871	997 632	1 059 012
Goods and services	200 553	194 464	199 790	199 990	191 361	191 361	221 037	233 415	246 487
<i>of which</i>									
<i>Consultants and professional services</i>	30 202	25 322	28 154	39 761	36 587	36 587	44 717	47 221	49 866
<i>Maintenance and Minor repairs</i>	4 845	975	-	120	25	25	251	265	280
<i>Medical services</i>	-	-	-	-	-	-	-	-	-
<i>Medical supplies</i>	61 508	60 794	58 287	64 529	63 009	63 009	81 207	85 755	90 557
<i>Medicine</i>	44 301	36 303	43 775	37 872	37 472	37 472	39 872	42 105	44 463
<i>Other</i>	59 697	71 070	69 574	57 708	54 268	54 268	54 990	58 069	61 321
Interest and rent on land	138	7	-	-	-	-	-	-	-
Transfers and subsidies to:	2 412	2 639	5 376	556	1 934	1 934	587	620	654
Provinces and municipalities	1	-	-	39	39	39	-	-	-
Departmental agencies and accounts	24	28	12	32	32	32	75	79	83
Higher education institutions	-	-	-	-	-	-	-	-	-
Foreign governments and international organisations	-	-	-	-	-	-	-	-	-
Public corporations and private enterprises	-	-	-	-	-	-	-	-	-
Non-profit institutions	-	-	-	-	-	-	-	-	-
Households	2 387	2 611	5 364	485	1 863	1 863	512	541	571
Payments for capital assets	6 246	1 702	433	-	-	-	2 829	2 988	3 154
Buildings and other fixed structures	-	-	-	-	-	-	-	-	-
Machinery and equipment	6 246	1 702	433	-	-	-	2 829	2 988	3 154
Heritage assets	-	-	-	-	-	-	-	-	-
Specialised military assets	-	-	-	-	-	-	-	-	-
Biological assets	-	-	-	-	-	-	-	-	-
Land and sub-soil assets	-	-	-	-	-	-	-	-	-
Software and other intangible assets	-	-	-	-	-	-	-	-	-
Payments for financial assets	-	-	-	-	-	-	-	-	-
Unallocated contingency reserve	-	-	-	-	-	-	-	-	-
Total payments	910 636	979 315	1 051 345	1 114 934	1 072 541	1 072 541	1 164 324	1 234 655	1 309 307
Financing									
Roll-overs	-	-	-	-	-	-	-	-	-
<i>Other (Specify)</i>	-	-	-	-	-	-	-	-	-
Surplus/(deficit) after financing	-	-	-	-	-	-	-	-	-

Mpumalanga Hospitals - Summary of Personnel Numbers and Costs

Personnel numbers	As at 31 March 2016	As at 31 March 2017	As at 31 March 2018	As at 31 March 2019	As at 31 March 2020	As at 31 March 2021	As at 31 March 2022
Medical Specialists	141	127	127	127	129	136	136
	16	18	18	18	20	22	22
Total Doctors	157	145	145	145	149	158	158
Professional Nurses	711	520	520	520	520	536	536
Nursing assistants and pupil nurses	435	413	413	413	417	424	424
Student nurses	4	-	-	-	-	-	-
Total Nurses	1 150	933	933	933	946	960	960
Ambulance personnel	13	-	-	-	-	-	-
Dentists, dental therapy, oral hygiene	18	23	23	23	14	25	25
Dieticians	9	22	22	22	13	23	23
Environmental health	17	2	2	2	2	2	2
Health sciences and medical technicians	12	36	36	36	36	36	36
Occupational therapists	15	19	19	19	19	19	19
Optometrists	-	1	1	1	1	1	1
Pharmacy assistants	-	18	18	18	18	19	19
Pharmacists	24	54	54	54	54	56	56
Physiotherapists	17	13	13	13	13	14	14
Psychologists	1	5	5	5	5	5	5
Radiographers	11	14	14	14	14	8	8
Speech and hearing therapists	14	11	11	11	11	6	6
Total Other Health Professionals	151	218	218	218	200	214	214
Administrative	947	744	744	744	744	752	752
Admin Levels: 10 - <	941	736	736	736	736	745	745
Admin Levels: 11 - 12	3	6	6	6	6	6	6
Admin Levels: 13 - >	3	2	2	2	2	1	1
Total Hospital Personnel	2 405	2 040	2 040	2 040	2 039	2 084	2 084
Total personnel cost (R thousand)	701 287	780 503	845 746	914 388	879 246	879 246	939 871
Unit cost (R thousand)	292	383	415	448	431	422	451

Year : 2019/20
 Hospital name : Ermelo
 Type : General Hospital

	2015/16	2016/17	2017/18	2018/19	2018/19	2018/19	2019/20	2020/21	2021/22
		Audited		Main Budget	Adjusted Budget	Revised Estimates	Medium-term estimates		
R thousand									
Receipts									
Transfer receipts from national	218 740	238 666	257 720	282 790	264 750	264 750	292 597	308 982	326 285
	218 740	238 666	257 720	282 790	264 750	264 750	292 597	308 982	326 285
Conditional grants	-	-	-	-	-	-	-	-	-
<i>National Tertiary Services Grant</i>	-	-	-	-	-	-	-	-	-
Funds from Provincial Own Revenue	-	-	-	-	-	-	-	-	-
Total receipts	218 740	238 666	257 720	282 790	264 750	264 750	292 597	308 982	326 285
Payments									
Current payments	217 820	237 983	256 363	282 627	264 587	264 587	291 743	308 080	325 333
Compensation of Employees	173 530	187 522	207 794	228 342	219 754	219 754	237 115	250 393	264 415
Goods and services	44 290	50 461	48 569	54 285	44 833	44 833	54 628	57 687	60 918
of which									
<i>Consultants and professional services</i>	5 367	5 014	7 121	9 597	8 617	8 617	10 106	10 672	11 270
<i>Maintenance and Minor repairs</i>	1 150	332	-	60	20	20	60	63	67
<i>Medical services</i>	-	-	-	-	-	-	-	-	-
<i>Medical supplies</i>	13 581	14 530	12 705	13 908	12 972	12 972	18 439	19 472	20 562
<i>Medicine</i>	9 120	9 424	9 340	7 999	7 999	7 999	9 569	10 105	10 671
<i>Other</i>	15 072	21 161	19 403	22 721	15 225	15 225	16 454	17 375	18 348
Interest and rent on land	-	-	-	-	-	-	-	-	-
Transfers and subsidies to:	159	228	1 357	163	163	163	147	155	164
Provinces and municipalities	-	-	-	-	-	-	-	-	-
Departmental agencies and accounts	12	13	-	-	-	-	18	19	20
Higher education institutions	-	-	-	-	-	-	-	-	-
Foreign governments and international organisations	-	-	-	-	-	-	-	-	-
Public corporations and private enterprises	-	-	-	-	-	-	-	-	-
Non-profit institutions	-	-	-	-	-	-	-	-	-
Households	147	215	1 357	163	163	163	129	136	144
Payments for capital assets	761	455	-	-	-	-	707	747	788
Buildings and other fixed structures	-	-	-	-	-	-	-	-	-
Machinery and equipment	761	455	-	-	-	-	707	747	788
Heritage assets	-	-	-	-	-	-	-	-	-
Specialised military assets	-	-	-	-	-	-	-	-	-
Biological assets	-	-	-	-	-	-	-	-	-
Land and sub-soil assets	-	-	-	-	-	-	-	-	-
Software and other intangible assets	-	-	-	-	-	-	-	-	-
Payments for financial assets	-	-	-	-	-	-	-	-	-
Unallocated contingency reserve	-	-	-	-	-	-	-	-	-
Total payments	218 740	238 666	257 720	282 790	264 750	264 750	292 597	308 982	326 285
Financing									
Roll-overs	-	-	-	-	-	-	-	-	-
<i>Other (Specify)</i>	-	-	-	-	-	-	-	-	-
Surplus/(deficit) after financing	-	-	-	-	-	-	-	-	-

Mpumalanga Hospitals - Summary of Personnel Numbers and Costs

	As at 31 March 2016	As at 31 March 2017	As at 31 March 2018	As at 31 March 2019	As at 31 March 2020	As at 31 March 2021	As at 31 March 2022
Personnel numbers							
Medical Specialists	15	22	22	22	22	22	22
	3	3	3	3	3	3	3
Total Doctors	18	25	25	25	25	25	25
Professional Nurses	220	125	125	125	125	125	125
Nursing assistants and pupil nurses	25	116	116	116	116	116	116
Student nurses	-	-	-	-	-	-	-
Total Nurses	245	241	241	241	241	241	241
Ambulance personnel	-	-	-	-	-	-	-
Dentists, dental therapy, oral hygiene	5	9	9	9	9	9	9
Dieticians	3	6	6	6	6	6	6
Environmental health	1	1	1	1	1	1	1
Health sciences and medical technicians	6	3	3	3	3	3	3
Occupational therapists	7	5	5	5	5	5	5
Optometrists	-	-	-	-	-	-	-
Pharmacy assistants	-	5	5	5	5	5	5
Pharmacists	11	24	24	24	24	24	24
Physiotherapists	3	2	2	2	2	2	2
Psychologists	-	3	3	3	3	3	3
Radiographers	5	3	3	3	3	3	3
Speech and hearing therapists	6	3	3	3	3	3	3
Total Other Health Professionals	47	64	64	64	64	64	64
Administrative	245	201	201	201	201	201	201
Admin Levels: 10 - <	244	200	200	200	200	200	200
Admin Levels: 11 - 12	-	1	1	1	1	1	1
Admin Levels: 13 - >	1	-	-	-	-	-	-
Total Hospital Personnel	555	531	531	531	531	531	531
Total personnel cost (R thousand)	173 530	187 522	207 794	228 342	219 754	219 754	237 115
Unit cost (R thousand)	313	353	391	430	414	414	447

Year : 2019/20
 Hospital name : Mapulaneng
 Type : General Hospital

	2015/16	2016/17	2017/18	2018/19	2018/19	2018/19	2019/20	2020/21	2021/22
		Audited		Main Budget	Adjusted Budget	Revised Estimates	Medium-term estimates		
R thousand									
Receipts									
Transfer receipts from national	260 060	276 653	297 046	312 786	312 003	312 003	334 266	358 114	383 680
	260 060	276 653	297 046	312 786	312 003	312 003	334 266	358 114	383 680
Conditional grants	-	-	-	-	-	-	-	-	-
<i>National Tertiary Services Grant</i>	-	-	-	-	-	-	-	-	-
Funds from Provincial Own Revenue	-	-	-	-	-	-	-	-	-
Total receipts	260 060	276 653	297 046	312 786	312 003	312 003	334 266	358 114	383 680
Payments									
Current payments	256 460	274 578	295 576	312 598	310 437	310 437	333 344	357 140	382 652
Compensation of Employees	204 161	222 599	240 093	259 690	258 343	258 343	269 916	290 160	311 922
Goods and services	52 290	51 972	55 483	52 908	52 094	52 094	63 428	66 980	70 730
<i>of which</i>									
<i>Consultants and professional services</i>	6 177	4 919	6 173	8 235	7 348	7 348	11 520	12 165	12 846
<i>Maintenance and Minor repairs</i>	1 188	330	-	60	5	5	68	72	76
<i>Medical services</i>	-	-	-	-	-	-	-	-	-
<i>Medical supplies</i>	17 866	19 285	18 443	19 529	18 255	18 255	26 120	27 583	29 127
<i>Medicine</i>	12 189	10 107	13 802	12 240	11 890	11 890	10 765	11 368	12 004
<i>Other</i>	14 870	17 331	17 065	12 844	14 596	14 596	14 955	15 792	16 677
Interest and rent on land	9	7	-	-	-	-	-	-	-
Transfers and subsidies to:	798	1 485	1 470	188	1 566	1 566	158	167	176
Provinces and municipalities	-	-	-	-	-	-	-	-	-
Departmental agencies and accounts	12	15	12	32	32	32	20	21	22
Higher education institutions	-	-	-	-	-	-	-	-	-
Foreign governments and international organisations	-	-	-	-	-	-	-	-	-
Public corporations and private enterprises	-	-	-	-	-	-	-	-	-
Non-profit institutions	-	-	-	-	-	-	-	-	-
Households	786	1 470	1 458	156	1 534	1 534	138	146	154
Payments for capital assets	2 802	590	-	-	-	-	764	807	852
Buildings and other fixed structures	-	-	-	-	-	-	-	-	-
Machinery and equipment	2 802	590	-	-	-	-	764	807	852
Heritage assets	-	-	-	-	-	-	-	-	-
Specialised military assets	-	-	-	-	-	-	-	-	-
Biological assets	-	-	-	-	-	-	-	-	-
Land and sub-soil assets	-	-	-	-	-	-	-	-	-
Software and other intangible assets	-	-	-	-	-	-	-	-	-
Payments for financial assets	-	-	-	-	-	-	-	-	-
Unallocated contingency reserve	-	-	-	-	-	-	-	-	-
Total payments	260 060	276 653	297 046	312 786	312 003	312 003	334 266	358 114	383 680
Financing									
Roll-overs	-	-	-	-	-	-	-	-	-
<i>Other (Specify)</i>	-	-	-	-	-	-	-	-	-
Surplus/(deficit) after financing	-	-	-	-	-	-	-	-	-

Mpumalanga Hospitals - Summary of Personnel Numbers and Costs

Personnel numbers	As at 31 March 2016	As at 31 March 2017	As at 31 March 2018	As at 31 March 2019	As at 31 March 2020	As at 31 March 2021	As at 31 March 2022
Medical Specialists	24	31	31	31	31	34	34
Total Doctors	6	5	5	5	5	7	7
Professional Nurses	30	36	36	36	36	41	41
Nursing assistants and pupil nurses	135	114	114	114	114	116	116
Student nurses	149	136	136	136	136	138	138
Total Nurses	-	-	-	-	-	-	-
Ambulance personnel	284	250	250	250	250	254	254
Dentists, dental therapy, oral hygiene	-	-	-	-	-	-	-
Dieticians	5	5	5	5	5	7	7
Environmental health	1	7	7	7	7	8	8
Health sciences and medical technicians	14	1	1	1	1	1	1
Occupational therapists	-	33	33	33	33	33	33
Optometrists	3	6	6	6	6	6	6
Pharmacy assistants	-	1	1	1	1	1	1
Pharmacists	-	5	5	5	5	5	5
Physiotherapists	5	8	8	8	8	8	8
Psychologists	2	4	4	4	4	4	4
Radiographers	-	1	1	1	1	1	1
Speech and hearing therapists	1	5	5	5	5	5	5
Total Other Health Professionals	3	3	3	3	3	3	3
Administrative	34	79	79	79	79	82	82
Admin Levels: 10 - <	380	255	255	255	255	260	260
Admin Levels: 11 - 12	377	250	250	250	250	255	255
Admin Levels: 13 - >	2	4	4	4	4	4	4
	1	1	1	1	1	1	1
Total Hospital Personnel	728	620	620	620	620	637	637
Total personnel cost (R thousand)	204 161	222 599	240 093	259 690	258 343	258 343	269 916
Unit cost (R thousand)	280	359	387	419	417	406	424

Year : 2019/20
 Hospital name : Themba
 Type : General Hospital

	2015/16	2016/17	2017/18	2018/19	2018/19	2018/19	2019/20	2020/21	2021/22
		Audited		Main Budget	Adjusted Budget	Revised Estimates	Medium-term estimates		
R thousand									
Receipts									
Transfer receipts from national	431 836	463 996	496 579	519 358	495 788	495 788	537 461	567 559	599 342
	431 836	463 996	496 579	519 358	495 788	495 788	537 461	567 559	599 342
Conditional grants	-	-	-	-	-	-	-	-	-
<i>National Tertiary Services Grant</i>	-	-	-	-	-	-	-	-	-
Funds from Provincial Own Revenue	-	-	-	-	-	-	-	-	-
Total receipts	431 836	463 996	496 579	519 358	495 788	495 788	537 461	567 559	599 342
Payments									
Current payments	427 698	462 413	493 597	519 153	495 583	495 583	535 821	565 827	597 514
Compensation of Employees	323 596	370 382	397 859	426 356	401 149	401 149	432 840	457 079	482 675
Goods and services	103 973	92 031	95 738	92 797	94 434	94 434	102 981	108 748	114 839
of which									
<i>Consultants and professional services</i>	18 658	15 389	14 860	21 929	20 622	20 622	23 091	24 384	25 750
<i>Maintenance and Minor repairs</i>	2 507	313	-	-	-	-	123	130	137
<i>Medical services</i>	-	-	-	-	-	-	-	-	-
<i>Medical supplies</i>	30 061	26 979	27 139	31 092	31 782	31 782	36 648	38 700	40 868
<i>Medicine</i>	22 992	16 772	20 633	17 633	17 583	17 583	19 538	20 632	21 788
<i>Other</i>	29 755	32 578	33 106	22 143	24 447	24 447	23 581	24 902	26 296
Interest and rent on land	129	-	-	-	-	-	-	-	-
Transfers and subsidies to:	1 455	926	2 549	205	205	205	282	298	314
Provinces and municipalities	1	-	-	39	39	39	-	-	-
Departmental agencies and accounts	-	-	-	-	-	-	37	39	41
Higher education institutions	-	-	-	-	-	-	-	-	-
Foreign governments and international organisations	-	-	-	-	-	-	-	-	-
Public corporations and private enterprises	-	-	-	-	-	-	-	-	-
Non-profit institutions	-	-	-	-	-	-	-	-	-
Households	1 454	926	2 549	166	166	166	245	259	273
Payments for capital assets	2 683	657	433	-	-	-	1 358	1 434	1 514
Buildings and other fixed structures	-	-	-	-	-	-	-	-	-
Machinery and equipment	2 683	657	433	-	-	-	1 358	1 434	1 514
Heritage assets	-	-	-	-	-	-	-	-	-
Specialised military assets	-	-	-	-	-	-	-	-	-
Biological assets	-	-	-	-	-	-	-	-	-
Land and sub-soil assets	-	-	-	-	-	-	-	-	-
Software and other intangible assets	-	-	-	-	-	-	-	-	-
Payments for financial assets	-	-	-	-	-	-	-	-	-
Unallocated contingency reserve	-	-	-	-	-	-	-	-	-
Total payments	431 836	463 996	496 579	519 358	495 788	495 788	537 461	567 559	599 342
	-	-	-	-	-	-	-	-	-
Financing									
Roll-overs	-	-	-	-	-	-	-	-	-
<i>Other (Specify)</i>	-	-	-	-	-	-	-	-	-
Surplus/(deficit) after financing	-	-	-	-	-	-	-	-	-

Mpumalanga Hospitals - Summary of Personnel Numbers and Costs

	As at 31 March 2016	As at 31 March 2017	As at 31 March 2018	As at 31 March 2019	As at 31 March 2020	As at 31 March 2021	As at 31 March 2022
Personnel numbers							
Medical Specialists	102	74	74	74	76	80	80
	7	10	10	10	12	12	12
Total Doctors	109	84	84	84	88	92	92
Professional Nurses	356	281	281	281	290	295	295
Nursing assistants and pupil nurses	261	161	161	161	165	170	170
Student nurses	4	-	-	-	-	-	-
Total Nurses	621	442	442	442	455	465	465
Ambulance personnel	13	-	-	-	-	-	-
Dentists, dental therapy, oral hygiene	8	9	9	9	-	9	9
Dieticians	5	9	9	9	-	9	9
Environmental health	2	-	-	-	-	-	-
Health sciences and medical technicians	6	-	-	-	-	-	-
Occupational therapists	5	8	8	8	8	8	8
Optometrists	-	-	-	-	-	-	-
Pharmacy assistants	-	8	8	8	8	9	9
Pharmacists	8	22	22	22	22	24	24
Physiotherapists	12	7	7	7	7	8	8
Psychologists	1	1	1	1	1	1	1
Radiographers	5	6	6	6	6	-	-
Speech and hearing therapists	5	5	5	5	5	-	-
Total Other Health Professionals	70	75	75	75	57	68	68
Administrative	322	288	288	288	288	291	291
Admin Levels: 10 - <	320	286	286	286	286	290	290
Admin Levels: 11 - 12	1	1	1	1	1	1	1
Admin Levels: 13 - >	1	1	1	1	1	-	-
Total Hospital Personnel	1 122	889	889	889	888	916	916
Total personnel cost (R thousand)	323 596	370 382	397 859	426 356	401 149	401 149	432 840
Unit cost (R thousand)	288	417	448	480	452	438	473

Year : 2019/20
 Type : TB Hospitals
 Summary

	2015/16	2016/17	2017/18	2018/19	2018/19	2018/19	2019/20	2020/21	2021/22
		Audited		Main Budget	Adjusted Budget	Revised Estimates	Medium-term estimates		
R thousand									
Receipts									
Transfer receipts from national	172 208	173 498	169 194	187 588	188 806	188 806	185 150	195 518	206 469
	172 208	173 498	169 194	187 588	188 806	188 806	185 150	195 518	206 469
Conditional grants	-	-	-	-	-	-	-	-	-
<i>National Tertiary Services Grant</i>	-	-	-	-	-	-	-	-	-
Funds from Provincial Own Revenue	-	-	-	-	-	-	-	-	-
Total receipts	172 208	173 498	169 194	187 588	188 806	188 806	185 150	195 518	206 469
Payments									
Current payments	169 663	171 636	167 875	187 588	188 793	188 793	184 410	194 738	205 644
Compensation of Employees	95 029	113 536	121 403	126 458	128 793	128 793	138 967	146 749	154 968
Goods and services	74 570	58 098	46 469	61 130	60 000	60 000	45 443	47 989	50 676
<i>of which</i>									
<i>Consultants and professional services</i>	2 764	2 888	2 832	3 050	3 522	3 522	-	-	-
<i>Maintenance and Minor repairs</i>	1 364	557	-	265	89	89	-	-	-
<i>Medical services</i>	-	-	-	-	-	-	-	-	-
<i>Medical supplies</i>	1 183	2 484	843	1 910	2 184	2 184	1 910	2 017	2 131
<i>Medicine</i>	44 066	25 563	18 616	28 575	26 520	26 520	16 799	17 741	18 734
<i>Other</i>	25 193	26 606	24 178	27 330	27 685	27 685	26 734	28 231	29 811
Interest and rent on land	64	2	3	-	-	-	-	-	-
Transfers and subsidies to:	281	1 166	764	-	13	13	211	222	235
Provinces and municipalities	-	-	-	-	-	-	-	-	-
Departmental agencies and accounts	14	19	13	-	13	13	204	215	227
Higher education institutions	-	-	-	-	-	-	7	7	8
Foreign governments and international organisations	-	-	-	-	-	-	-	-	-
Public corporations and private enterprises	-	-	-	-	-	-	-	-	-
Non-profit institutions	-	-	-	-	-	-	-	-	-
Households	267	1 147	751	-	-	-	-	-	-
Payments for capital assets	1 819	520	555	-	-	-	529	558	590
Buildings and other fixed structures	-	-	-	-	-	-	-	-	-
Machinery and equipment	1 819	520	555	-	-	-	529	558	590
Heritage assets	-	-	-	-	-	-	-	-	-
Specialised military assets	-	-	-	-	-	-	-	-	-
Biological assets	-	-	-	-	-	-	-	-	-
Land and sub-soil assets	-	-	-	-	-	-	-	-	-
Software and other intangible assets	-	-	-	-	-	-	-	-	-
Payments for financial assets	-	-	-	-	-	-	-	-	-
Unallocated contingency reserve	-	-	-	-	-	-	-	-	-
Total payments	171 763	173 322	169 194	187 588	188 806	188 806	185 150	195 518	206 469
	445	176	-	-	-	-	-	-	-
Financing									
Roll-overs	-	-	-	-	-	-	-	-	-
<i>Other (Specify)</i>	-	-	-	-	-	-	-	-	-
Surplus/(deficit) after financing	445	176	-	-	-	-	-	-	-

Mpumalanga Hospitals - Summary of Personnel Numbers and Costs

	As at 31 March 2016	As at 31 March 2017	As at 31 March 2018	As at 31 March 2019	As at 31 March 2020	As at 31 March 2021	As at 31 March 2022
Personnel numbers							
Medical Specialists	7	4	4	4	4	4	4
Total Doctors	7	4	4	4	4	4	4
Professional Nurses	49	60	60	60	60	62	62
Nursing assistants and pupil nurses	65	74	74	74	79	83	83
Student nurses	-	-	-	-	-	-	-
Total Nurses	114	134	134	134	139	145	145
Ambulance personnel	-	-	-	-	-	-	-
Dentists, dental therapy, oral hygiene	-	-	-	-	-	-	-
Dieticians	2	4	4	4	4	4	4
Environmental health	2	1	1	1	1	1	1
Health sciences and medical technicians	-	1	1	1	1	1	1
Occupational therapists	-	-	-	-	-	-	-
Optometrists	-	-	-	-	-	-	-
Pharmacy assistants	3	4	4	4	4	4	4
Pharmacists	3	10	10	10	10	12	12
Physiotherapists	1	-	-	-	-	-	-
Psychologists	-	-	-	-	-	-	-
Radiographers	-	-	-	-	-	-	-
Speech and hearing therapists	1	1	1	1	1	1	1
Total Other Health Professionals	12	21	21	21	21	23	23
Administrative	186	254	254	257	258	264	264
Admin Levels: 10 - <	184	252	252	254	255	261	261
Admin Levels: 11 - 12	2	2	2	3	3	3	3
Admin Levels: 13 - >	-	-	-	-	-	-	-
Total Hospital Personnel	319	413	413	416	422	436	436
Total personnel cost (R thousand)	95 029	113 536	121 403	126 458	128 793	128 793	138 967
Unit cost (R thousand)	298	275	294	304	305	295	319

Year : 2019/20
 Hospital name : Barberton TB
 Type : District TB Hospital

	2015/16	2016/17	2017/18	2018/19	2018/19	2018/19	2019/20	2020/21	2021/22
		Audited		Main Budget	Adjusted Budget	Revised Estimates	Medium-term estimates		
R thousand									
Receipts									
Transfer receipts from national	46 456	49 165	47 211	49 415	48 943	48 943	48 422	51 134	53 997
	46 456	49 165	47 211	49 415	48 943	48 943	48 422	51 134.00	53 997
Conditional grants	-	-	-	-	-	-	-	-	-
<i>National Tertiary Services Grant</i>	-	-	-	-	-	-	-	-	-
Funds from Provincial Own Revenue	-	-	-	-	-	-	-	-	-
Total receipts	46 456	49 165	47 211	49 415	48 943	48 943	48 422	51 134	53 997
Payments									
Current payments	45 911	48 411	47 041	49 415	48 943	48 943	48 221	50 922	53 773
Compensation of Employees	27 584	34 352	35 644	34 292	33 993	33 993	36 678	38 732.00	40 901
Goods and services	18 327	14 059	11 397	15 123	14 950	14 950	11 543	12 190	12 872
of which									
<i>Consultants and professional services</i>	1 347	1 061	1 099	1 221	1 278	1 278	-	-	-
<i>Maintenance and Minor repairs</i>	145	24	-	-	-	-	-	-	-
<i>Medical services</i>	-	-	-	-	-	-	-	-	-
<i>Medical supplies</i>	593	193	248	625	626	626	625	660	697
<i>Medicine</i>	10 154	6 452	4 031	6 101	5 647	5 647	4 565	4 821	5 091
<i>Other</i>	6 088	6 329	6 019	7 176	7 399	7 399	6 353	6 709	7 084
Interest and rent on land	-	-	-	-	-	-	-	-	-
Transfers and subsidies to:	6	567	37	-	-	-	201	212	224
Provinces and municipalities	-	-	-	-	-	-	-	-	-
Departmental agencies and accounts	4	4	5	-	-	-	201	212	224
Higher education institutions	-	-	-	-	-	-	-	-	-
Foreign governments and international organisations	-	-	-	-	-	-	-	-	-
Public corporations and private enterprises	-	-	-	-	-	-	-	-	-
Non-profit institutions	-	-	-	-	-	-	-	-	-
Households	2	563	32	-	-	-	-	-	-
Payments for capital assets	539	187	133	-	-	-	-	-	-
Buildings and other fixed structures	-	-	-	-	-	-	-	-	-
Machinery and equipment	539	187	133	-	-	-	-	-	-
Heritage assets	-	-	-	-	-	-	-	-	-
Specialised military assets	-	-	-	-	-	-	-	-	-
Biological assets	-	-	-	-	-	-	-	-	-
Land and sub-soil assets	-	-	-	-	-	-	-	-	-
Software and other intangible assets	-	-	-	-	-	-	-	-	-
Payments for financial assets	-	-	-	-	-	-	-	-	-
Unallocated contingency reserve	-	-	-	-	-	-	-	-	-
Total payments	46 456	49 165	47 211	49 415	48 943	48 943	48 422	51 134	53 997
Financing									
Roll-overs	-	-	-	-	-	-	-	-	-
<i>Other (Specify)</i>	-	-	-	-	-	-	-	-	-
Surplus/(deficit) after financing	-	-	-	-	-	-	-	-	-

Mpumalanga Hospitals - Summary of Personnel Numbers and Costs

	As at 31 March 2016	As at 31 March 2017	As at 31 March 2018	As at 31 March 2019	As at 31 March 2020	As at 31 March 2021	As at 31 March 2022
Personnel numbers							
Medical Specialists	2	2	2	2	2	2	2
Total Doctors	2	2	2	2	2	2	2
Professional Nurses	-	17	17	17	17	19	19
Nursing assistants and pupil nurses	12	21	21	21	21	23	23
Student nurses	-	-	-	-	-	-	-
Total Nurses	12	38	38	38	38	42	42
Ambulance personnel	-	-	-	-	-	-	-
Dentists, dental therapy, oral hygiene	-	-	-	-	-	-	-
Dieticians	-	1	1	1	1	1	1
Environmental health	1	-	-	-	-	-	-
Health sciences and medical technicians	-	-	-	-	-	-	-
Occupational therapists	-	-	-	-	-	-	-
Optometrists	-	-	-	-	-	-	-
Pharmacy assistants	-	1	1	1	1	1	1
Pharmacists	-	2	2	2	2	3	3
Physiotherapists	-	-	-	-	-	-	-
Psychologists	-	-	-	-	-	-	-
Radiographers	-	-	-	-	-	-	-
Speech and hearing therapists	-	1	1	1	1	1	1
Total Other Health Professionals	1	5	5	5	5	6	6
Administrative	65	69	69	69	69	71	71
Admin Levels: 10 - <	64	68	68	68	68	70	70
Admin Levels: 11 - 12	1	1	1	1	1	1	1
Admin Levels: 13 - >	-	-	-	-	-	-	-
Total Hospital Personnel	80	114	114	114	114	121	121
Total personnel cost (R thousand)	27 584	34 352	35 644	34 292	33 993	33 993	36 678
Unit cost (R thousand)	345	301	313	301	298	281	303

Year : 2019/20
 Hospital name : Bongani TB
 Type : District TB Hospital

	2015/16	2016/17	2017/18	2018/19	2018/19	2018/19	2019/20	2020/21	2021/22
	Audited			Main Budget	Adjusted Budget	Revised Estimates	Medium-term estimates		
R thousand									
Receipts									
Transfer receipts from national	36 187	42 886	43 042	46 108	48 059	48 059	48 517	51 234	54 104
	36 187	42 886	43 042	46 108	48 059	48 059	48 517	51 234.00	54 104.00
Conditional grants	-	-	-	-	-	-	-	-	-
National Tertiary Services Grant	-	-	-	-	-	-	-	-	-
Funds from Provincial Own Revenue	-	-	-	-	-	-	-	-	-
Total receipts	36 187	42 886	43 042	46 108	48 059	48 059	48 517	51 234	54 104
Payments									
Current payments	35 671	42 349	42 342	46 108	48 059	48 059	48 390	51 100	53 962
Compensation of Employees	23 864	30 731	33 340	35 709	36 887	36 887	39 801	42 030.00	44 384.00
Goods and services	11 804	11 618	9 001	10 399	11 172	11 172	8 589	9 070	9 578
of which									
Consultants and professional services	358	638	406	447	620	620	-	-	-
Maintenance and Minor repairs	337	70	-	160	31	31	-	-	-
Medical services	-	-	-	-	-	-	-	-	-
Medical supplies	107	273	238	310	336	336	310	327	346
Medicine	4 893	4 293	2 386	3 424	3 424	3 424	2 922	3 086	3 258
Other	6 109	6 344	5 971	6 058	6 761	6 761	5 357	5 657	5 974
Interest and rent on land	3	-	1	-	-	-	-	-	-
Transfers and subsidies to:	71	361	575	-	-	-	-	-	-
Provinces and municipalities	-	-	-	-	-	-	-	-	-
Departmental agencies and accounts	-	-	-	-	-	-	-	-	-
Higher education institutions	-	-	-	-	-	-	-	-	-
Foreign governments and international organisations	-	-	-	-	-	-	-	-	-
Public corporations and private enterprises	-	-	-	-	-	-	-	-	-
Non-profit institutions	-	-	-	-	-	-	-	-	-
Households	71	361	575	-	-	-	-	-	-
Payments for capital assets	-	-	125	-	-	-	127	134	142
Buildings and other fixed structures	-	-	-	-	-	-	-	-	-
Machinery and equipment	-	-	125	-	-	-	127	134	142
Heritage assets	-	-	-	-	-	-	-	-	-
Specialised military assets	-	-	-	-	-	-	-	-	-
Biological assets	-	-	-	-	-	-	-	-	-
Land and sub-soil assets	-	-	-	-	-	-	-	-	-
Software and other intangible assets	-	-	-	-	-	-	-	-	-
Payments for financial assets	-	-	-	-	-	-	-	-	-
Unallocated contingency reserve	-	-	-	-	-	-	-	-	-
Total payments	35 742	42 710	43 042	46 108	48 059	48 059	48 517	51 234	54 104
	445	176	-	-	-	-	-	-	-
Financing									
Roll-overs	-	-	-	-	-	-	-	-	-
Other (Specify)	-	-	-	-	-	-	-	-	-
Surplus/(deficit) after financing	445	176	-	-	-	-	-	-	-

Mpumalanga Hospitals - Summary of Personnel Numbers and Costs

	As at 31 March 2016	As at 31 March 2017	As at 31 March 2018	As at 31 March 2019	As at 31 March 2020	As at 31 March 2021	As at 31 March 2022
Personnel numbers							
Medical Specialists	-	-	-	-	-	-	-
Total Doctors	-	-	-	-	-	-	-
Professional Nurses	16	16	16	16	16	16	16
Nursing assistants and pupil nurses	17	17	17	17	17	17	17
Student nurses	-	-	-	-	-	-	-
Total Nurses	33	33	33	33	33	33	33
Ambulance personnel	-	-	-	-	-	-	-
Dentists, dental therapy, oral hygiene	-	-	-	-	-	-	-
Dieticians	-	1	1	1	1	1	1
Environmental health	-	-	-	-	-	-	-
Health sciences and medical technicians	-	-	-	-	-	-	-
Occupational therapists	-	-	-	-	-	-	-
Optometrists	-	-	-	-	-	-	-
Pharmacy assistants	-	-	-	-	-	-	-
Pharmacists	-	2	2	2	2	2	2
Physiotherapists	-	-	-	-	-	-	-
Psychologists	-	-	-	-	-	-	-
Radiographers	-	-	-	-	-	-	-
Speech and hearing therapists	-	-	-	-	-	-	-
Total Other Health Professionals	-	3	3	3	3	3	3
Administrative	70	75	75	75	75	75	75
Admin Levels: 10 - <	70	75	75	75	75	75	75
Admin Levels: 11 - 12	-	-	-	-	-	-	-
Admin Levels: 13 - >	-	-	-	-	-	-	-
Total Hospital Personnel	103	111	111	111	111	111	111
Total personnel cost (R thousand)	23 864	30 731	33 340	35 709	36 887	36 887	39 801
Unit cost (R thousand)	232	277	300	322	332	332	359

Year : 2019/20
 Hospital name : Standerton TB
 Type : District Hospital

	2015/16	2016/17	2017/18	2018/19	2018/19	2018/19	2019/20	2020/21	2021/22
		Audited		Main Budget	Adjusted Budget	Revised Estimates	Medium-term estimates		
R thousand									
Receipts									
Transfer receipts from national	38 512	33 219	30 473	35 579	35 447	35 447	36 061	38 080	40 213
	38 512	33 219	30 473	35 579	35 447	35 447	36 061	38 080	40 213
Conditional grants	-	-	-	-	-	-	-	-	-
<i>National Tertiary Services Grant</i>	-	-	-	-	-	-	-	-	-
Funds from Provincial Own Revenue	-	-	-	-	-	-	-	-	-
Total receipts	38 512	33 219	30 473	35 579	35 447	35 447	36 061	38 080	40 213
Payments									
Current payments	37 863	32 905	30 341	35 579	35 441	35 441	35 889	37 899	40 022
Compensation of Employees	21 665	21 968	21 624	24 449	24 644	24 644	26 591	28 080.00	29 653.00
Goods and services	16 198	10 937	8 717	11 130	10 797	10 797	9 298	9 819	10 369
of which									
<i>Consultants and professional services</i>	302	231	249	272	614	614	-	-	-
<i>Maintenance and Minor repairs</i>	343	398	-	105	58	58	-	-	-
<i>Medical services</i>	-	-	-	-	-	-	-	-	-
<i>Medical supplies</i>	185	252	31	83	231	231	83	88	93
<i>Medicine</i>	8 656	3 645	2 774	4 366	3 931	3 931	3 835	4 050	4 277
<i>Other</i>	6 712	6 411	5 663	6 304	5 963	5 963	5 380	5 681	5 999
Interest and rent on land	-	-	-	-	-	-	-	-	-
Transfers and subsidies to:	29	149	35	-	6	6	3	3	3
Provinces and municipalities	-	-	-	-	-	-	-	-	-
Departmental agencies and accounts	3	6	2	-	6	6	3	3	3
Higher education institutions	-	-	-	-	-	-	-	-	-
Foreign governments and international organisations	-	-	-	-	-	-	-	-	-
Public corporations and private enterprises	-	-	-	-	-	-	-	-	-
Non-profit institutions	-	-	-	-	-	-	-	-	-
Households	26	143	33	-	-	-	-	-	-
Payments for capital assets	620	165	97	-	-	-	169	178	188
Buildings and other fixed structures	-	-	-	-	-	-	-	-	-
Machinery and equipment	620	165	97	-	-	-	169	178	188
Heritage assets	-	-	-	-	-	-	-	-	-
Specialised military assets	-	-	-	-	-	-	-	-	-
Biological assets	-	-	-	-	-	-	-	-	-
Land and sub-soil assets	-	-	-	-	-	-	-	-	-
Software and other intangible assets	-	-	-	-	-	-	-	-	-
Payments for financial assets	-	-	-	-	-	-	-	-	-
Unallocated contingency reserve	-	-	-	-	-	-	-	-	-
Total payments	38 512	33 219	30 473	35 579	35 447	35 447	36 061	38 080	40 213
Financing									
Roll-overs	-	-	-	-	-	-	-	-	-
<i>Other (Specify)</i>	-	-	-	-	-	-	-	-	-
Surplus/(deficit) after financing	-	-	-	-	-	-	-	-	-

Mpumalanga Hospitals - Summary of Personnel Numbers and Costs

	As at 31 March 2016	As at 31 March 2017	As at 31 March 2018	As at 31 March 2019	As at 31 March 2020	As at 31 March 2021	As at 31 March 2022
Personnel numbers							
Medical Specialists	3	1	1	1	1	1	1
Total Doctors	3	1	1	1	1	1	1
Professional Nurses	17	11	11	11	11	11	11
Nursing assistants and pupil nurses	20	20	20	20	25	25	25
Student nurses	-	-	-	-	-	-	-
Total Nurses	37	31	31	31	36	36	36
Ambulance personnel	-	-	-	-	-	-	-
Dentists, dental therapy, oral hygiene	-	-	-	-	-	-	-
Dieticians	1	1	1	1	1	1	1
Environmental health	-	-	-	-	-	-	-
Health sciences and medical technicians	-	1	1	1	1	1	1
Occupational therapists	-	-	-	-	-	-	-
Optometrists	-	-	-	-	-	-	-
Pharmacy assistants	2	2	2	2	2	2	2
Pharmacists	2	2	2	2	2	2	2
Physiotherapists	-	-	-	-	-	-	-
Psychologists	-	-	-	-	-	-	-
Radiographers	-	-	-	-	-	-	-
Speech and hearing therapists	-	-	-	-	-	-	-
Total Other Health Professionals	5	6	6	6	6	6	6
Administrative	50	49	49	52	53	54	54
Admin Levels: 10 - <	49	49	49	51	52	53	53
Admin Levels: 11 - 12	1	-	-	1	1	1	1
Admin Levels: 13 - >	-	-	-	-	-	-	-
Total Hospital Personnel	95	87	87	90	96	97	97
Total personnel cost (R thousand)	21 665	21 968	21 624	24 449	24 644	24 644	26 591
Unit cost (R thousand)	228	253	249	272	257	254	274

Year : 2019/20
 Hospital name : Witbank TB
 Type : District TB Hospital

	2015/16	2016/17	2017/18	2018/19	2018/19	2018/19	2019/20	2020/21	2021/22
		Audited		Main Budget	Adjusted Budget	Revised Estimates	Medium-term estimates		
R thousand									
Receipts									
Transfer receipts from national	51 053	48 228	48 468	56 486	56 357	56 357	52 150	55 070	58 155
51 053	48 228	48 468	56 486	56 357	56 357	52 150	55 070	58 155	
Conditional grants	-	-	-	-	-	-	-	-	-
National Tertiary Services Grant	-	-	-	-	-	-	-	-	-
Funds from Provincial Own Revenue	-	-	-	-	-	-	-	-	-
Total receipts	51 053	48 228	48 468	56 486	56 357	56 357	52 150	55 070	58 155
Payments									
Current payments	50 218	47 971	48 151	56 486	56 350	56 350	51 910	54 817	57 887
Compensation of Employees	21 916	26 485	30 795	32 008	33 269	33 269	35 897	37 907	40 030
Goods and services	28 241	21 484	17 354	24 478	23 081	23 081	16 013	16 910	17 857
of which									
Consultants and professional services	757	958	1 078	1 110	1 010	1 010	-	-	-
Maintenance and Minor repairs	539	65	-	-	-	-	-	-	-
Medical services	-	-	-	-	-	-	-	-	-
Medical supplies	298	1 766	326	892	991	991	892	942	995
Medicine	20 363	11 173	9 425	14 684	13 518	13 518	5 477	5 784	6 108
Other	6 284	7 522	6 525	7 792	7 562	7 562	9 644	10 184	10 754
Interest and rent on land	61	2	2	-	-	-	-	-	-
Transfers and subsidies to:	175	89	117	-	7	7	7	7	8
Provinces and municipalities	-	-	-	-	-	-	-	-	-
Departmental agencies and accounts	7	9	6	-	7	7	-	-	-
Higher education institutions	-	-	-	-	-	-	7	7	8
Foreign governments and international organisations	-	-	-	-	-	-	-	-	-
Public corporations and private enterprises	-	-	-	-	-	-	-	-	-
Non-profit institutions	-	-	-	-	-	-	-	-	-
Households	168	80	111	-	-	-	-	-	-
Payments for capital assets	660	168	200	-	-	-	233	246	260
Buildings and other fixed structures	-	-	-	-	-	-	-	-	-
Machinery and equipment	660	168	200	-	-	-	233	246	260
Heritage assets	-	-	-	-	-	-	-	-	-
Specialised military assets	-	-	-	-	-	-	-	-	-
Biological assets	-	-	-	-	-	-	-	-	-
Land and sub-soil assets	-	-	-	-	-	-	-	-	-
Software and other intangible assets	-	-	-	-	-	-	-	-	-
Payments for financial assets	-	-	-	-	-	-	-	-	-
Unallocated contingency reserve	-	-	-	-	-	-	-	-	-
Total payments	51 053	48 228	48 468	56 486	56 357	56 357	52 150	55 070	58 155
Financing									
Roll-overs	-	-	-	-	-	-	-	-	-
Other (Specify)	-	-	-	-	-	-	-	-	-
Surplus/(deficit) after financing	-	-	-	-	-	-	-	-	-

Mpumalanga Hospitals - Summary of Personnel Numbers and Costs

	As at 31 March 2016	As at 31 March 2017	As at 31 March 2018	As at 31 March 2019	As at 31 March 2020	As at 31 March 2021	As at 31 March 2022
Personnel numbers							
Medical Specialists	2	1	1	1	1	1	1
Total Doctors	2	1	1	1	1	1	1
Professional Nurses	16	16	16	16	16	16	16
Nursing assistants and pupil nurses	16	16	16	16	16	18	18
Student nurses	-	-	-	-	-	-	-
Total Nurses	32	32	32	32	32	34	34
Ambulance personnel	-	-	-	-	-	-	-
Dentists, dental therapy, oral hygiene	-	-	-	-	-	-	-
Dieticians	1	1	1	1	1	1	1
Environmental health	1	1	1	1	1	1	1
Health sciences and medical technicians	-	-	-	-	-	-	-
Occupational therapists	-	-	-	-	-	-	-
Optometrists	-	-	-	-	-	-	-
Pharmacy assistants	1	1	1	1	1	1	1
Pharmacists	1	4	4	4	4	5	5
Physiotherapists	1	-	-	-	-	-	-
Psychologists	-	-	-	-	-	-	-
Radiographers	-	-	-	-	-	-	-
Speech and hearing therapists	1	-	-	-	-	-	-
Total Other Health Professionals	6	7	7	7	7	8	8
Administrative	1	61	61	61	61	64	64
Admin Levels: 10 - <	1	60	60	60	60	63	63
Admin Levels: 11 - 12	-	1	1	1	1	1	1
Admin Levels: 13 - >	-	-	-	-	-	-	-
Total Hospital Personnel	41	101	101	101	101	107	107
Total personnel cost (R thousand)	21 916	26 485	30 795	32 008	33 269	33 269	35 897
Unit cost (R thousand)	535	262	305	317	329	311	335

Year : 2019/20
 Type : District Hospitals
 Summary

	2015/16	2016/17	2017/18	2018/19	2019/20	2020/21	2021/22
	Audited			Main Budget	Adjusted Budget	Revised Estimates	Medium-term estimates
R thousand							
Receipts							
Transfer receipts from national	2 710 775	2 899 747	3 059 338	3 254 200	3 267 276	3 267 276	3 591 007
	2 710 775	2 899 747	3 059 338	3 254 200	3 267 276	3 267 276	3 591 007
Conditional grants	-	-	-	-	-	-	-
<i>National Tertiary Services Grant</i>	-	-	-	-	-	-	-
Funds from Provincial Own Revenue	-	-	-	-	-	-	-
Total receipts	2 710 775	2 899 747	3 059 338	3 254 200	3 267 276	3 267 276	3 591 007
Payments							
Current payments	2 690 882	2 891 585	3 049 999	3 252 274	3 265 174	3 265 174	3 577 836
Compensation of Employees	2 126 715	2 336 546	2 498 942	2 654 902	2 676 006	2 676 006	2 939 623
Goods and services	564 050	554 943	551 004	597 372	589 168	589 168	638 213
of which							
<i>Consultants and professional services</i>	68 434	65 684	65 658	76 626	74 281	74 281	72 047
<i>Maintenance and Minor repairs</i>	11 648	3 923	828	2 640	1 606	1 606	833
<i>Medical services</i>	15 281	-	-	-	-	-	28 415
<i>Medical supplies</i>	129 525	133 225	132 759	140 929	148 275	148 275	140 190
<i>Medicine</i>	141 512	119 425	138 675	165 291	149 956	149 955	174 051
<i>Other</i>	197 650	232 686	213 084	211 886	215 050	215 051	222 677
Interest and rent on land	117	96	53	-	-	-	-
Transfers and subsidies to:	6 632	6 495	8 831	1 926	1 982	1 982	2 033
Provinces and municipalities	1	-	-	-	-	-	-
Departmental agencies and accounts	105	114	104	138	194	194	145
Higher education institutions	-	-	-	-	-	-	-
Foreign governments and international organisations	-	-	-	-	-	-	-
Public corporations and private enterprises	-	-	-	-	-	-	-
Non-profit institutions	-	-	-	-	-	-	-
Households	6 526	6 381	8 727	1 788	1 788	1 788	1 888
Payments for capital assets	13 261	1 667	508	-	120	120	11 138
Buildings and other fixed structures	1 083	163	-	-	-	-	-
Machinery and equipment	11 793	1 439	508	-	120	120	11 138
Heritage assets	385	65	-	-	-	-	-
Specialised military assets	-	-	-	-	-	-	-
Biological assets	-	-	-	-	-	-	-
Land and sub-soil assets	-	-	-	-	-	-	-
Software and other intangible assets	-	-	-	-	-	-	-
Payments for financial assets	-	-	-	-	-	-	-
Unallocated contingency reserve	-	-	-	-	-	-	-
Total payments	2 710 775	2 899 747	3 059 338	3 254 200	3 267 276	3 267 276	3 591 007
Financing							
Roll-overs	-	-	-	-	-	-	-
<i>Other (Specify)</i>	-	-	-	-	-	-	-
Surplus/(deficit) after financing	-	-	-	-	-	-	-

Mpumalanga Hospitals - Summary of Personnel Numbers and Costs

	As at 31 March 2016	As at 31 March 2017	As at 31 March 2018	As at 31 March 2019	As at 31 March 2020	As at 31 March 2021	As at 31 March 2022
Personnel numbers							
Medical Specialists	226	294	297	305	294	297	297
	8	13	13	14	15	15	15
Total Doctors	234	307	310	319	309	312	312
Professional Nurses	1 297	1 611	1 620	1 640	1 651	1 675	1 640
Nursing assistants and pupil nurses	1 103	1 189	1 194	1 201	1 211	1 336	1 306
Student nurses	39	37	37	37	37	-	-
Total Nurses	2 439	2 837	2 851	2 878	2 899	3 011	2 946
Ambulance personnel	41	-	-	-	-	-	-
Dentists, dental therapy, oral hygiene	74	89	89	93	90	90	90
Dieticians	38	64	64	64	65	64	64
Environmental health	19	12	12	12	12	12	12
Health sciences and medical technicians	16	14	14	14	14	14	14
Occupational therapists	31	42	42	42	42	42	42
Optometrists	2	7	7	7	7	7	7
Pharmacy assistants	47	50	50	50	50	50	50
Pharmacists	78	175	175	177	179	180	180
Physiotherapists	33	50	50	50	50	47	47
Psychologists	9	14	14	14	14	14	14
Radiographers	43	59	59	59	59	59	59
Speech and hearing therapists	12	25	25	25	25	25	25
Total Other Health Professionals	443	601	601	607	607	604	604
Administrative	3 263	3 311	3 225	3 255	3 291	3 417	3 417
Admin Levels: 10 - <	3 243	3 297	3 212	3 242	3 278	3 397	3 397
Admin Levels: 11 - 12	19	13	12	12	12	19	19
Admin Levels: 13 - >	1	1	1	1	1	1	1
Total Hospital Personnel	6 379	7 056	6 987	7 059	7 106	7 344	7 279
Total personnel cost (R thousand)	2 126 715	2 336 546	2 498 942	2 654 902	2 676 006	2 676 006	2 939 623
Unit cost (R thousand)	333	331	358	376	377	364	404

Year : 2019/20
 Type : Nkangala District Hospitals
 Summary

	2015/16	2016/17	2017/18	2018/19	2019/20	2020/21	2021/22
	Audited			Main Budget	Adjusted Budget	Revised Estimates	Medium-term estimates
R thousand							
Receipts							
Transfer receipts from national	668 377	719 710	764 175	834 857	817 602	817 602	892 191 956 123 1 024 578
	668 377	719 710	764 175	834 857	817 602	817 602	892 191 956 123 1 024 578
Conditional grants	-	-	-	-	-	-	-
National Tertiary Services Grant	-	-	-	-	-	-	-
Funds from Provincial Own Revenue	-	-	-	-	-	-	-
Total receipts	668 377	719 710	764 175	834 857	817 602	817 602	892 191 956 123 1 024 578
Payments							
Current payments	663 202	717 811	761 168	834 445	817 022	817 022	889 307 953 076 1 021 353
Compensation of Employees	521 836	573 363	621 201	680 427	661 835	661 835	735 122 790 256 849 525
Goods and services	141 321	144 407	139 933	154 018	155 187	155 187	154 185 162 820 171 828
of which							
Consultants and professional services	17 414	18 629	17 227	21 434	23 117	23 117	17 751 18 745 19 795
Maintenance and Minor repairs	2 457	999	200	833	388	388	200 211 223
Medical services	-	-	-	-	-	-	6 536 6 903 7 179
Medical supplies	37 003	38 277	38 443	40 425	44 114	44 114	32 377 34 191 36 106
Medicine	40 055	31 720	35 963	42 840	37 516	37 515	38 291 40 435 42 700
Other	44 392	54 782	48 100	48 486	50 052	50 053	59 030 62 335 65 825
Interest and rent on land	45	41	34	-	-	-	-
Transfers and subsidies to:	1 800	1 299	2 958	412	460	460	434 460 492
Provinces and municipalities	1	-	-	-	-	-	-
Departmental agencies and accounts	42	18	23	22	70	70	40 40 44
Higher education institutions	-	-	-	-	-	-	-
Foreign governments and international organisations	-	-	-	-	-	-	-
Public corporations and private enterprises	-	-	-	-	-	-	-
Non-profit institutions	-	-	-	-	-	-	-
Households	1 757	1 281	2 935	390	390	390	394 420 448
Payments for capital assets	3 375	600	49	-	120	120	2 450 2 587 2 733
Buildings and other fixed structures	1 083	163	-	-	-	-	-
Machinery and equipment	2 292	437	49	-	120	120	2 450 2 587 2 733
Heritage assets	-	-	-	-	-	-	-
Specialised military assets	-	-	-	-	-	-	-
Biological assets	-	-	-	-	-	-	-
Land and sub-soil assets	-	-	-	-	-	-	-
Software and other intangible assets	-	-	-	-	-	-	-
Payments for financial assets	-	-	-	-	-	-	-
Unallocated contingency reserve	-	-	-	-	-	-	-
Total payments	668 377	719 710	764 175	834 857	817 602	817 602	892 191 956 123 1 024 578
Financing							
Roll-overs	-	-	-	-	-	-	-
Other (Specify)	-	-	-	-	-	-	-
Surplus/(deficit) after financing	-	-	-	-	-	-	-

Mpumalanga Hospitals - Summary of Personnel Numbers and Costs

Personnel numbers	As at 31 March 2016	As at 31 March 2017	As at 31 March 2018	As at 31 March 2019	As at 31 March 2020	As at 31 March 2021	As at 31 March 2022
Medical Specialists	70	83	83	83	83	83	83
Total Doctors	74	90	90	90	90	90	90
Professional Nurses	359	389	389	389	389	389	389
Nursing assistants and pupil nurses	241	289	289	289	289	294	294
Student nurses	2	-	-	-	-	-	-
Total Nurses	602	678	678	678	678	683	683
Ambulance personnel	-	-	-	-	-	-	-
Dentists, dental therapy, oral hygiene	28	27	27	27	27	27	27
Dieticians	13	17	17	17	17	17	17
Environmental health	5	5	5	5	5	5	5
Health sciences and medical technicians	2	1	1	1	1	1	1
Occupational therapists	10	10	10	10	10	10	10
Optometrists	-	2	2	2	2	2	2
Pharmacy assistants	28	17	17	17	17	17	17
Pharmacists	31	47	47	47	47	47	47
Physiotherapists	10	11	11	11	11	11	11
Psychologists	4	5	5	5	5	5	5
Radiographers	15	17	17	17	17	17	17
Speech and hearing therapists	4	9	9	9	9	9	9
Total Other Health Professionals	150	168	168	168	168	168	168
Administrative	641	703	674	674	674	678	678
Admin Levels: 10 - <	637	699	671	671	671	674	674
Admin Levels: 11 - 12	4	4	3	3	3	4	4
Admin Levels: 13 - >	-	-	-	-	-	-	-
Total Hospital Personnel	1 467	1 639	1 610	1 610	1 610	1 619	1 619
Total personnel cost (R thousand)	521 836	573 363	621 201	680 427	661 835	661 835	735 122
Unit cost (R thousand)	356	350	386	423	411	409	454

Year : 2019/20
 Hospital name : Hagrove
 Type : District Hospital

	2015/16	2016/17	2017/18	2018/19	2018/19	2018/19	2019/20	2020/21	2021/22
		Audited		Main Budget	Adjusted Budget	Revised Estimates	Medium-term estimates		
R thousand									
Receipts									
Transfer receipts from national	29 597	34 222	35 815	40 493	41 689	41 689	44 693	47 923	51 390
	29 597	34 222	35 815	40 493	41 689	41 689	44 693	47 923	51 390
Conditional grants	-	-	-	-	-	-	-	-	-
<i>National Tertiary Services Grant</i>	-	-	-	-	-	-	-	-	-
Funds from Provincial Own Revenue	-	-	-	-	-	-	-	-	-
Total receipts	29 597	34 222	35 815	40 493	41 689	41 689	44 693	47 923	51 390
Payments									
Current payments	28 671	34 166	35 800	40 436	41 632	41 632	44 406	47 616	51 063
Compensation of Employees	24 652	26 538	29 820	33 490	34 223	34 223	38 123	40 982	44 056
Goods and services	4 019	7 628	5 979	6 946	7 409	7 409	6 283	6 634	7 007
of which									
<i>Consultants and professional services</i>	428	624	601	650	901	901	651	687	726
<i>Maintenance and Minor repairs</i>	98	95	16	50	26	26	16	17	18
<i>Medical services</i>	-	-	-	-	-	-	654	691	729
<i>Medical supplies</i>	751	2 430	1 457	1 600	1 975	1 975	1 057	1 116	1 179
<i>Medicine</i>	1 198	968	1 264	1 500	1 330	1 330	1 664	1 757	1 856
<i>Other</i>	1 544	3 511	2 641	3 146	3 177	3 177	2 241	2 366	2 499
Interest and rent on land	-	-	1	-	-	-	-	-	-
Transfers and subsidies to:	444	12	15	57	57	57	37	43	48
Provinces and municipalities	-	-	-	-	-	-	-	-	-
Departmental agencies and accounts	-	3	2	3	3	3	2	2	2
Higher education institutions	-	-	-	-	-	-	-	-	-
Foreign governments and international organisations	-	-	-	-	-	-	-	-	-
Public corporations and private enterprises	-	-	-	-	-	-	-	-	-
Non-profit institutions	-	-	-	-	-	-	-	-	-
Households	444	9	13	54	54	54	35	41	46
Payments for capital assets	482	44	-	-	-	-	250	264	279
Buildings and other fixed structures	-	-	-	-	-	-	-	-	-
Machinery and equipment	482	44	-	-	-	-	250	264	279
Heritage assets	-	-	-	-	-	-	-	-	-
Specialised military assets	-	-	-	-	-	-	-	-	-
Biological assets	-	-	-	-	-	-	-	-	-
Land and sub-soil assets	-	-	-	-	-	-	-	-	-
Software and other intangible assets	-	-	-	-	-	-	-	-	-
Payments for financial assets	-	-	-	-	-	-	-	-	-
Unallocated contingency reserve	-	-	-	-	-	-	-	-	-
Total payments	29 597	34 222	35 815	40 493	41 689	41 689	44 693	47 923	51 390
Financing									
Roll-overs	-	-	-	-	-	-	-	-	-
<i>Other (Specify)</i>	-	-	-	-	-	-	-	-	-
Surplus/(deficit) after financing	-	-	-	-	-	-	-	-	-

Mpumalanga Hospitals - Summary of Personnel Numbers and Costs

	As at 31 March 2016	As at 31 March 2017	As at 31 March 2018	As at 31 March 2019	As at 31 March 2020	As at 31 March 2021	As at 31 March 2022
Personnel numbers							
Medical Specialists	2	4	4	4	4	4	4
Total Doctors	2	5	5	5	5	5	5
Professional Nurses	13	16	16	16	16	16	16
Nursing assistants and pupil nurses	6	8	8	8	8	8	8
Student nurses	-	-	-	-	-	-	-
Total Nurses	19	24	24	24	24	24	24
Ambulance personnel	-	-	-	-	-	-	-
Dentists, dental therapy, oral hygiene	2	2	2	2	2	2	2
Dieticians	1	1	1	1	1	1	1
Environmental health	-	-	-	-	-	-	-
Health sciences and medical technicians	-	-	-	-	-	-	-
Occupational therapists	-	-	-	-	-	-	-
Optometrists	-	-	-	-	-	-	-
Pharmacy assistants	-	-	-	-	-	-	-
Pharmacists	2	4	4	4	4	4	4
Physiotherapists	1	1	1	1	1	1	1
Psychologists	-	-	-	-	-	-	-
Radiographers	1	-	-	-	-	-	-
Speech and hearing therapists	1	1	1	1	1	1	1
Total Other Health Professionals	8	9	9	9	9	9	9
Administrative	64	65	36	36	36	36	36
Admin Levels: 10 - <	63	64	36	36	36	36	36
Admin Levels: 11 - 12	1	1	-	-	-	-	-
Admin Levels: 13 - >	-	-	-	-	-	-	-
Total Hospital Personnel	93	103	74	74	74	74	74
Total personnel cost (R thousand)	24 652	26 538	29 820	33 490	34 223	34 223	38 123
Unit cost (R thousand)	265	258	403	453	462	462	515

Year : 2019/20
 Hospital name : Impungwe
 Type : District Hospital

	2015/16	2016/17	2017/18	2018/19	2018/19	2018/19	2019/20	2020/21	2021/22
		Audited		Main Budget	Adjusted Budget	Revised Estimates	Medium-term estimates		
R thousand									
Receipts									
Transfer receipts from national	40 693	47 566	51 994	57 639	55 068	55 068	64 747	69 421	74 432
	40 693	47 566	51 994	57 639	55 068	55 068	64 747	69 421	74 432
Conditional grants	-	-	-	-	-	-	-	-	-
<i>National Tertiary Services Grant</i>	-	-	-	-	-	-	-	-	-
Funds from Provincial Own Revenue	-	-	-	-	-	-	-	-	-
Total receipts	40 693	47 566	51 994	57 639	55 068	55 068	64 747	69 421	74 432
Payments									
Current payments	40 032	47 477	51 835	57 582	55 011	55 011	64 344	68 995	73 982
Compensation of Employees	30 586	37 387	43 081	47 772	46 194	46 194	55 094	59 226	63 688
Goods and services	9 442	10 086	8 747	9 810	8 817	8 817	9 250	9 769	10 314
<i>of which</i>									
<i>Consultants and professional services</i>	1 460	2 271	1 461	1 700	844	844	1 511	1 586	1 685
<i>Maintenance and Minor repairs</i>	250	191	62	59	45	45	62	65	69
<i>Medical services</i>	-	-	-	-	-	-	653	691	728
<i>Medical supplies</i>	1 320	1 484	1 478	1 525	1 572	1 572	1 078	1 138	1 202
<i>Medicine</i>	2 895	1 969	2 234	2 800	2 800	2 800	2 834	2 993	3 160
<i>Other</i>	3 517	4 171	3 512	3 726	3 556	3 556	3 112	3 286	3 470
Interest and rent on land	4	4	7	-	-	-	-	-	-
Transfers and subsidies to:	24	1	159	57	57	57	53	56	60
Provinces and municipalities	-	-	-	-	-	-	-	-	-
Departmental agencies and accounts	6	-	8	3	3	3	8	8	9
Higher education institutions	-	-	-	-	-	-	-	-	-
Foreign governments and international organisations	-	-	-	-	-	-	-	-	-
Public corporations and private enterprises	-	-	-	-	-	-	-	-	-
Non-profit institutions	-	-	-	-	-	-	-	-	-
Households	18	1	151	54	54	54	45	48	51
Payments for capital assets	637	88	-	-	-	-	350	370	390
Buildings and other fixed structures	637	88	-	-	-	-	-	-	-
Machinery and equipment	-	-	-	-	-	-	350	370	390
Heritage assets	-	-	-	-	-	-	-	-	-
Specialised military assets	-	-	-	-	-	-	-	-	-
Biological assets	-	-	-	-	-	-	-	-	-
Land and sub-soil assets	-	-	-	-	-	-	-	-	-
Software and other intangible assets	-	-	-	-	-	-	-	-	-
Payments for financial assets	-	-	-	-	-	-	-	-	-
Unallocated contingency reserve	-	-	-	-	-	-	-	-	-
Total payments	40 693	47 566	51 994	57 639	55 068	55 068	64 747	69 421	74 432
	-	-	-	-	-	-	-	-	-
Financing									
Roll-overs	-	-	-	-	-	-	-	-	-
<i>Other (Specify)</i>	-	-	-	-	-	-	-	-	-
Surplus/(deficit) after financing	-	-	-	-	-	-	-	-	-

Mpumalanga Hospitals - Summary of Personnel Numbers and Costs

	As at 31 March 2016	As at 31 March 2017	As at 31 March 2018	As at 31 March 2019	As at 31 March 2020	As at 31 March 2021	As at 31 March 2022
Personnel numbers							
Medical Specialists	6	4	4	4	4	4	4
Total Doctors	6	4	4	4	4	4	4
Professional Nurses	19	24	24	24	24	24	24
Nursing assistants and pupil nurses	20	16	16	16	16	16	16
Student nurses	-	-	-	-	-	-	-
Total Nurses	39	40	40	40	40	40	40
Ambulance personnel	-	-	-	-	-	-	-
Dentists, dental therapy, oral hygiene	2	1	1	1	1	1	1
Dieticians	1	2	2	2	2	2	2
Environmental health	-	-	-	-	-	-	-
Health sciences and medical technicians	-	-	-	-	-	-	-
Occupational therapists	-	-	-	-	-	-	-
Optometrists	-	-	-	-	-	-	-
Pharmacy assistants	3	2	2	2	2	2	2
Pharmacists	2	3	3	3	3	3	3
Physiotherapists	-	1	1	1	1	1	1
Psychologists	1	1	1	1	1	1	1
Radiographers	1	1	1	1	1	1	1
Speech and hearing therapists	-	-	-	-	-	-	-
Total Other Health Professionals	10	11	11	11	11	11	11
Administrative	35	40	40	40	40	40	40
Admin Levels: 10 - <	35	39	39	39	39	39	39
Admin Levels: 11 - 12	-	1	1	1	1	1	1
Admin Levels: 13 - >	-	-	-	-	-	-	-
Total Hospital Personnel	90	95	95	95	95	95	95
Total personnel cost (R thousand)	30 586	37 387	43 081	47 772	46 194	46 194	55 094
Unit cost (R thousand)	340	394	453	503	486	486	580

Year : 2019/20
 Hospital name : Delmas
 Type : District Hospital

	2015/16	2016/17	2017/18	2018/19	2018/19	2018/19	2019/20	2020/21	2021/22
		Audited		Main Budget	Adjusted Budget	Revised Estimates	Medium-term estimates		
R thousand									
Receipts									
Transfer receipts from national	80 732	84 782	75 301	105 308	103 941	103 941	104 632	112 118	120 144
	80 732	84 782	75 301	105 308	103 941	103 941	104 632	112 118	120 144
Conditional grants	-	-	-	-	-	-	-	-	-
<i>National Tertiary Services Grant</i>	-	-	-	-	-	-	-	-	-
Funds from Provincial Own Revenue	-	-	-	-	-	-	-	-	-
Total receipts	80 732	84 782	75 301	105 308	103 941	103 941	104 632	112 118	120 144
Payments									
Current payments	80 279	84 565	75 218	105 240	103 873	103 873	104 248	111 713	119 717
Compensation of Employees	61 413	67 000	56 372	82 660	81 530	81 530	85 630	92 052	98 956
Goods and services	18 860	17 553	18 839	22 580	22 343	22 343	18 618	19 661	20 761
of which									
<i>Consultants and professional services</i>	2 552	2 241	2 416	2 700	2 431	2 431	2 480	2 619	2 766
<i>Maintenance and Minor repairs</i>	393	106	-	52	63	63	-	-	-
<i>Medical services</i>	-	-	-	-	-	-	915	966	1 020
<i>Medical supplies</i>	4 688	4 275	4 521	5 500	5 822	5 822	3 521	3 718	3 926
<i>Medicine</i>	5 703	4 538	5 835	7 840	7 320	7 320	6 135	6 479	6 841
<i>Other</i>	5 524	6 393	6 067	6 488	6 707	6 707	5 567	5 879	6 208
Interest and rent on land	6	12	7	-	-	-	-	-	-
Transfers and subsidies to:	7	142	83	68	68	68	59	62	65
Provinces and municipalities	-	-	-	-	-	-	-	-	-
Departmental agencies and accounts	-	2	-	3	3	3	4	4	4
Higher education institutions	-	-	-	-	-	-	-	-	-
Foreign governments and international organisations	-	-	-	-	-	-	-	-	-
Public corporations and private enterprises	-	-	-	-	-	-	-	-	-
Non-profit institutions	-	-	-	-	-	-	-	-	-
Households	7	140	83	65	65	65	55	58	61
Payments for capital assets	446	75	-	-	-	-	325	343	362
Buildings and other fixed structures	446	75	-	-	-	-	-	-	-
Machinery and equipment	-	-	-	-	-	-	325	343	362
Heritage assets	-	-	-	-	-	-	-	-	-
Specialised military assets	-	-	-	-	-	-	-	-	-
Biological assets	-	-	-	-	-	-	-	-	-
Land and sub-soil assets	-	-	-	-	-	-	-	-	-
Software and other intangible assets	-	-	-	-	-	-	-	-	-
Payments for financial assets	-	-	-	-	-	-	-	-	-
Unallocated contingency reserve	-	-	-	-	-	-	-	-	-
Total payments	80 732	84 782	75 301	105 308	103 941	103 941	104 632	112 118	120 144
Financing									
Roll-overs	-	-	-	-	-	-	-	-	-
<i>Other (Specify)</i>	-	-	-	-	-	-	-	-	-
Surplus/(deficit) after financing	-	-	-	-	-	-	-	-	-

Mpumalanga Hospitals - Summary of Personnel Numbers and Costs

	As at 31 March 2016	As at 31 March 2017	As at 31 March 2018	As at 31 March 2019	As at 31 March 2020	As at 31 March 2021	As at 31 March 2022
Personnel numbers							
Medical Specialists	2	17	17	17	17	17	17
Total Doctors	2	18	18	18	18	18	18
Professional Nurses	-	45	45	45	45	45	45
Nursing assistants and pupil nurses	12	14	14	14	14	14	14
Student nurses	-	-	-	-	-	-	-
Total Nurses	12	59	59	59	59	59	59
Ambulance personnel	-	-	-	-	-	-	-
Dentists, dental therapy, oral hygiene	-	3	3	3	3	3	3
Dieticians	-	3	3	3	3	3	3
Environmental health	1	2	2	2	2	2	2
Health sciences and medical technicians	-	-	-	-	-	-	-
Occupational therapists	-	2	2	2	2	2	2
Optometrists	-	-	-	-	-	-	-
Pharmacy assistants	-	1	1	1	1	1	1
Pharmacists	-	6	6	6	6	6	6
Physiotherapists	-	2	2	2	2	2	2
Psychologists	-	1	1	1	1	1	1
Radiographers	-	3	3	3	3	3	3
Speech and hearing therapists	-	2	2	2	2	2	2
Total Other Health Professionals	1	25	25	25	25	25	25
Administrative	64	58	58	58	58	58	58
Admin Levels: 10 - <	63	58	58	58	58	58	58
Admin Levels: 11 - 12	1	-	-	-	-	-	-
Admin Levels: 13 - >	-	-	-	-	-	-	-
Total Hospital Personnel	79	160	160	160	160	160	160
Total personnel cost (R thousand)	61 413	67 000	56 372	82 660	81 530	81 530	85 630
Unit cost (R thousand)	777	419	352	517	510	510	535

Year : 2019/20
 Hospital name : Mmamethlake
 Type : District Hospital

	2015/16	2016/17	2017/18	2018/19	2018/19	2018/19	2019/20	2020/21	2021/22
		Audited		Main Budget	Adjusted Budget	Revised Estimates	Medium-term estimates		
R thousand									
Receipts									
Transfer receipts from national	108 577	117 778	128 426	133 767	137 852	137 852	181 401	194 394	208 327
	108 577	117 778	128 426	133 767	137 852	137 852	181 401	194 394	208 327
Conditional grants	-	-	-	-	-	-	-	-	-
<i>National Tertiary Services Grant</i>	-	-	-	-	-	-	-	-	-
Funds from Provincial Own Revenue	-	-	-	-	-	-	-	-	-
Total receipts	108 577	117 778	128 426	133 767	137 852	137 852	181 401	194 394	208 327
Payments									
Current payments	108 032	117 574	127 854	133 710	137 780	137 780	180 928	193 895	207 800
Compensation of Employees	89 115	96 546	108 775	113 275	116 431	116 431	149 181	160 370	172 397
Goods and services	18 909	21 020	19 067	20 435	21 349	21 349	31 747	33 525	35 403
<i>of which</i>									
<i>Consultants and professional services</i>	2 377	2 866	1 202	3 000	3 500	3 500	1 302	1 375	1 452
<i>Maintenance and Minor repairs</i>	261	9	-	-	-	-	-	-	-
<i>Medical services</i>	-	-	-	-	-	-	850	898	948
<i>Medical supplies</i>	5 169	5 794	5 583	5 500	5 624	5 624	3 583	3 784	3 996
<i>Medicine</i>	5 072	5 202	4 729	5 800	5 106	5 106	5 129	5 416	5 720
<i>Other</i>	6 030	7 149	7 553	6 135	7 119	7 119	20 883	22 052	23 287
Interest and rent on land	8	8	12	-	-	-	-	-	-
Transfers and subsidies to:	158	204	572	57	72	72	73	77	81
Provinces and municipalities	-	-	-	-	-	-	-	-	-
Departmental agencies and accounts	-	-	-	3	18	18	8	8	9
Higher education institutions	-	-	-	-	-	-	-	-	-
Foreign governments and international organisations	-	-	-	-	-	-	-	-	-
Public corporations and private enterprises	-	-	-	-	-	-	-	-	-
Non-profit institutions	-	-	-	-	-	-	-	-	-
Households	158	204	572	54	54	54	65	69	72
Payments for capital assets	387	-	-	-	-	-	400	422	446
Buildings and other fixed structures	-	-	-	-	-	-	-	-	-
Machinery and equipment	387	-	-	-	-	-	400	422	446
Heritage assets	-	-	-	-	-	-	-	-	-
Specialised military assets	-	-	-	-	-	-	-	-	-
Biological assets	-	-	-	-	-	-	-	-	-
Land and sub-soil assets	-	-	-	-	-	-	-	-	-
Software and other intangible assets	-	-	-	-	-	-	-	-	-
Payments for financial assets	-	-	-	-	-	-	-	-	-
Unallocated contingency reserve	-	-	-	-	-	-	-	-	-
Total payments	108 577	117 778	128 426	133 767	137 852	137 852	181 401	194 394	208 327
Financing									
Roll-overs	-	-	-	-	-	-	-	-	-
<i>Other (Specify)</i>	-	-	-	-	-	-	-	-	-
Surplus/(deficit) after financing	-	-	-	-	-	-	-	-	-

Mpumalanga Hospitals - Summary of Personnel Numbers and Costs

Personnel numbers	As at 31 March 2016	As at 31 March 2017	As at 31 March 2018	As at 31 March 2019	As at 31 March 2020	As at 31 March 2021	As at 31 March 2022
Medical Specialists	21	17	17	17	17	17	17
Total Doctors	21	17	17	17	17	17	17
Professional Nurses	67	57	57	57	57	57	57
Nursing assistants and pupil nurses	34	35	35	35	35	35	35
Student nurses	-	-	-	-	-	-	-
Total Nurses	101	92	92	92	92	92	92
Ambulance personnel	-	-	-	-	-	-	-
Dentists, dental therapy, oral hygiene	5	5	5	5	5	5	5
Dieticians	2	2	2	2	2	2	2
Environmental health	1	1	1	1	1	1	1
Health sciences and medical technicians	-	-	-	-	-	-	-
Occupational therapists	2	1	1	1	1	1	1
Optometrists	-	-	-	-	-	-	-
Pharmacy assistants	6	1	1	1	1	1	1
Pharmacists	1	12	12	12	12	12	12
Physiotherapists	2	2	2	2	2	2	2
Psychologists	-	1	1	1	1	1	1
Radiographers	2	4	4	4	4	4	4
Speech and hearing therapists	-	2	2	2	2	2	2
Total Other Health Professionals	21	31	31	31	31	31	31
Administrative	104	132	132	132	132	132	132
Admin Levels: 10 - <	103	131	131	131	131	131	131
Admin Levels: 11 - 12	1	1	1	1	1	1	1
Admin Levels: 13 - >	-	-	-	-	-	-	-
Total Hospital Personnel	247	272	272	272	272	272	272
Total personnel cost (R thousand)	89 115	96 546	108 775	113 275	116 431	116 431	149 181
Unit cost (R thousand)	361	355	400	416	428	428	548

Year : 2019/20
 Hospital name : Kwamhlanga
 Type : District Hospital

	2015/16	2016/17	2017/18	2018/19	2018/19	2018/19	2019/20	2020/21	2021/22
		Audited		Main Budget	Adjusted Budget	Revised Estimates	Medium-term estimates		
R thousand									
Receipts									
Transfer receipts from national	155 966	179 196	199 657	212 558	194 009	194 009	201 215	215 654	231 142
	155 966	179 196	199 657	212 558	194 009	194 009	201 215	215 654	231 142
Conditional grants	-	-	-	-	-	-	-	-	-
<i>National Tertiary Services Grant</i>	-	-	-	-	-	-	-	-	-
Funds from Provincial Own Revenue	-	-	-	-	-	-	-	-	-
Total receipts	155 966	179 196	199 657	212 558	194 009	194 009	201 215	215 654	231 142
Payments									
Current payments	154 835	178 511	198 763	212 500	193 805	193 805	200 737	215 150	230 607
Compensation of Employees	124 476	142 859	164 974	175 330	157 698	157 698	166 948	179 469	192 929
Goods and services	30 332	35 635	33 782	37 170	36 107	36 107	33 789	35 681	37 678
of which									
<i>Consultants and professional services</i>	3 396	4 366	4 324	5 070	5 070	5 070	4 424	4 672	4 933
<i>Maintenance and Minor repairs</i>	531	338	38	200	110	110	38	40	42
<i>Medical services</i>	-	-	-	-	-	-	1 307	1 380	1 457
<i>Medical supplies</i>	7 914	10 118	10 153	11 000	10 950	10 950	9 153	9 666	10 207
<i>Medicine</i>	7 643	6 560	7 608	8 600	7 769	7 769	7 808	8 245	8 707
<i>Other</i>	10 848	14 253	11 659	12 300	12 208	12 208	11 059	11 678	12 332
Interest and rent on land	27	17	7	-	-	-	-	-	-
Transfers and subsidies to:	528	518	845	58	84	84	78	82	89
Provinces and municipalities	-	-	-	-	-	-	-	-	-
Departmental agencies and accounts	25	-	-	4	30	30	8	8	9
Higher education institutions	-	-	-	-	-	-	-	-	-
Foreign governments and international organisations	-	-	-	-	-	-	-	-	-
Public corporations and private enterprises	-	-	-	-	-	-	-	-	-
Non-profit institutions	-	-	-	-	-	-	-	-	-
Households	503	518	845	54	54	54	70	74	80
Payments for capital assets	603	167	49	-	120	120	400	422	446
Buildings and other fixed structures	-	-	-	-	-	-	-	-	-
Machinery and equipment	603	167	49	-	120	120	400	422	446
Heritage assets	-	-	-	-	-	-	-	-	-
Specialised military assets	-	-	-	-	-	-	-	-	-
Biological assets	-	-	-	-	-	-	-	-	-
Land and sub-soil assets	-	-	-	-	-	-	-	-	-
Software and other intangible assets	-	-	-	-	-	-	-	-	-
Payments for financial assets	-	-	-	-	-	-	-	-	-
Unallocated contingency reserve	-	-	-	-	-	-	-	-	-
Total payments	155 966	179 196	199 657	212 558	194 009	194 009	201 215	215 654	231 142
Financing									
Roll-overs	-	-	-	-	-	-	-	-	-
<i>Other (Specify)</i>	-	-	-	-	-	-	-	-	-
Surplus/(deficit) after financing	-	-	-	-	-	-	-	-	-

Mpumalanga Hospitals - Summary of Personnel Numbers and Costs

	As at 31 March 2016	As at 31 March 2017	As at 31 March 2018	As at 31 March 2019	As at 31 March 2020	As at 31 March 2021	As at 31 March 2022
Personnel numbers							
Medical Specialists	15	14	14	14	14	14	14
Total Doctors	-	1	1	1	1	1	1
Professional Nurses	122	101	101	101	101	101	101
Nursing assistants and pupil nurses	21	75	75	75	75	75	75
Student nurses	-	-	-	-	-	-	-
Total Nurses	143	176	176	176	176	176	176
Ambulance personnel	-	-	-	-	-	-	-
Dentists, dental therapy, oral hygiene	10	6	6	6	6	6	6
Dieticians	5	4	4	4	4	4	4
Environmental health	2	1	1	1	1	1	1
Health sciences and medical technicians	-	-	-	-	-	-	-
Occupational therapists	2	1	1	1	1	1	1
Optometrists	-	1	1	1	1	1	1
Pharmacy assistants	5	-	-	-	-	-	-
Pharmacists	13	9	9	9	9	9	9
Physiotherapists	2	2	2	2	2	2	2
Psychologists	2	1	1	1	1	1	1
Radiographers	6	5	5	5	5	5	5
Speech and hearing therapists	-	2	2	2	2	2	2
Total Other Health Professionals	47	32	32	32	32	32	32
Administrative	169	173	173	173	173	174	174
Admin Levels: 10 - <	169	173	173	173	173	173	173
Admin Levels: 11 - 12	-	-	-	-	-	1	1
Admin Levels: 13 - >	-	-	-	-	-	-	-
Total Hospital Personnel	359	381	381	396	396	397	397
Total personnel cost (R thousand)	124 476	142 859	164 974	175 330	157 698	157 698	166 948
Unit cost (R thousand)	347	375	433	443	398	397	421

Year : 2019/20
 Hospital name : Middleburg
 Type : District Hospital

	2015/16	2016/17	2017/18	2018/19	2019/20	2020/21	2021/22
	Audited			Main Budget	Adjusted Budget	Revised Estimates	Medium-term estimates
R thousand							
Receipts							
Transfer receipts from national	236 865	238 671	253 197	264 283	263 560	263 560	267 346
	236 865	238 671	253 197	264 283	263 560	263 560	267 346
Conditional grants	-	-	-	-	-	-	-
<i>National Tertiary Services Grant</i>	-	-	-	-	-	-	-
Funds from Provincial Own Revenue	-	-	-	-	-	-	-
Total receipts	236 865	238 671	253 197	264 283	263 560	263 560	267 346
Payments							
Current payments	235 813	238 025	251 915	264 224	263 494	263 494	266 758
Compensation of Employees	179 392	188 862	201 660	210 790	208 039	208 039	216 039
Goods and services	56 421	49 163	50 255	53 434	55 455	55 455	50 119
<i>of which</i>							
<i>Consultants and professional services</i>	/ 091	6 119	/ 102	8 184	10 171	10 171	/ 202
<i>Maintenance and Minor repairs</i>	847	231	67	452	136	136	67
<i>Medical services</i>	-	-	-	-	-	-	1 830
<i>Medical supplies</i>	16 496	13 695	14 142	14 800	17 510	17 510	13 476
<i>Medicine</i>	16 230	11 562	13 259	15 000	12 001	12 000	13 559
<i>Other</i>	15 157	17 556	15 085	14 998	15 637	15 638	14 585
Interest and rent on land	-	-	-	-	-	-	-
Transfers and subsidies to:	630	420	1 282	59	66	66	88
Provinces and municipalities	-	-	-	-	-	-	-
Departmental agencies and accounts	11	11	11	4	11	11	8
Higher education institutions	-	-	-	-	-	-	-
Foreign governments and international organisations	-	-	-	-	-	-	-
Public corporations and private enterprises	-	-	-	-	-	-	-
Non-profit institutions	-	-	-	-	-	-	-
Households	619	409	1 271	55	55	55	80
Payments for capital assets	422	226	-	-	-	-	500
Buildings and other fixed structures	-	-	-	-	-	-	-
Machinery and equipment	422	226	-	-	-	-	500
Heritage assets	-	-	-	-	-	-	-
Specialised military assets	-	-	-	-	-	-	-
Biological assets	-	-	-	-	-	-	-
Land and sub-soil assets	-	-	-	-	-	-	-
Software and other intangible assets	-	-	-	-	-	-	-
Payments for financial assets	-	-	-	-	-	-	-
Unallocated contingency reserve	-	-	-	-	-	-	-
Total payments	235 865	238 671	253 197	264 283	263 560	263 560	267 346
Financing							
Roll-overs	-	-	-	-	-	-	-
<i>Other (Specify)</i>	-	-	-	-	-	-	-
Surplus/(deficit) after financing	-	-	-	-	-	-	-

Mpumalanga Hospitals - Summary of Personnel Numbers and Costs

	As at 31 March 2016	As at 31 March 2017	As at 31 March 2018	As at 31 March 2019	As at 31 March 2020	As at 31 March 2021	As at 31 March 2022
Personnel numbers							
Medical Specialists	22	24	24	24	24	24	24
Total Doctors	4	4	4	4	4	4	4
Professional Nurses	131	139	139	139	139	139	139
Nursing assistants and pupil nurses	138	133	133	133	133	138	138
Student nurses	2	-	-	-	-	-	-
Total Nurses	271	272	272	272	272	277	277
Ambulance personnel	-	-	-	-	-	-	-
Dentists, dental therapy, oral hygiene	9	10	10	10	10	10	10
Dieticians	4	4	4	4	4	4	4
Environmental health	1	1	1	1	1	1	1
Health sciences and medical technicians	1	-	-	-	-	-	-
Occupational therapists	6	6	6	6	6	6	6
Optometrists	-	1	1	1	1	1	1
Pharmacy assistants	14	13	13	13	13	13	13
Pharmacists	12	13	13	13	13	13	13
Physiotherapists	5	3	3	3	3	3	3
Psychologists	1	1	1	1	1	1	1
Radiographers	5	4	4	4	4	4	4
Speech and hearing therapists	3	2	2	2	2	2	2
Total Other Health Professionals	61	58	58	58	58	58	58
Administrative	187	218	218	218	218	221	221
Admin Levels: 10 - <	186	217	217	217	217	220	220
Admin Levels: 11 - 12	1	1	1	1	1	1	1
Admin Levels: 13 - >	-	-	-	-	-	-	-
Total Hospital Personnel	545	576	576	576	576	584	584
Total personnel cost (R thousand)	179 392	188 862	201 660	210 790	208 039	208 039	216 039
Unit cost (R thousand)	329	328	350	366	361	356	370

Year : 2019/20
 Hospital name : Waterval boven
 Type : District Hospital

	2015/16	2016/17	2017/18	2018/19	2018/19	2018/19	2019/20	2020/21	2021/22
		Audited		Main Budget	Adjusted Budget	Revised Estimates	Medium-term estimates		
R thousand									
Receipts									
Transfer receipts from national	15 947	17 495	19 785	20 809	21 483	21 483	28 157	30 192	32 377
	15 947	17 495	19 785	20 809	21 483	21 483	28 157	30 192	32 377
Conditional grants	-	-	-	-	-	-	-	-	-
<i>National Tertiary Services Grant</i>	-	-	-	-	-	-	-	-	-
Funds from Provincial Own Revenue	-	-	-	-	-	-	-	-	-
Total receipts	15 947	17 495	19 785	20 809	21 483	21 483	28 157	30 192	32 377
Payments									
Current payments	15 540	17 493	19 783	20 753	21 427	21 427	27 886	29 906	32 074
Compensation of Employees	12 202	14 171	16 519	17 110	17 720	17 720	24 107	25 915	27 859
Goods and services	3 338	3 322	3 264	3 643	3 707	3 707	3 779	3 991	4 215
of which									
<i>Consultants and professional services</i>	110	142	121	130	200	200	181	191	202
<i>Maintenance and Minor repairs</i>	77	29	17	20	8	8	17	18	19
<i>Medical services</i>	-	-	-	-	-	-	327	345	365
<i>Medical supplies</i>	665	481	509	500	661	661	509	538	568
<i>Medicine</i>	1 314	921	1 034	1 300	1 190	1 190	1 162	1 227	1 296
<i>Other</i>	1 172	1 749	1 583	1 693	1 648	1 648	1 583	1 672	1 765
Interest and rent on land	-	-	-	-	-	-	-	-	-
Transfers and subsidies to:	9	2	2	56	56	56	46	48	51
Provinces and municipalities	1	-	-	-	-	-	-	-	-
Departmental agencies and accounts	-	2	2	2	2	2	2	2	2
Higher education institutions	-	-	-	-	-	-	-	-	-
Foreign governments and international organisations	-	-	-	-	-	-	-	-	-
Public corporations and private enterprises	-	-	-	-	-	-	-	-	-
Non-profit institutions	-	-	-	-	-	-	-	-	-
Households	8	-	-	54	54	54	44	46	49
Payments for capital assets	398	-	-	-	-	-	225	238	252
Buildings and other fixed structures	-	-	-	-	-	-	-	-	-
Machinery and equipment	398	-	-	-	-	-	225	238	252
Heritage assets	-	-	-	-	-	-	-	-	-
Specialised military assets	-	-	-	-	-	-	-	-	-
Biological assets	-	-	-	-	-	-	-	-	-
Land and sub-soil assets	-	-	-	-	-	-	-	-	-
Software and other intangible assets	-	-	-	-	-	-	-	-	-
Payments for financial assets	-	-	-	-	-	-	-	-	-
Unallocated contingency reserve	-	-	-	-	-	-	-	-	-
Total payments	15 947	17 495	19 785	20 809	21 483	21 483	28 157	30 192	32 377
Financing									
Roll-overs	-	-	-	-	-	-	-	-	-
<i>Other (Specify)</i>	-	-	-	-	-	-	-	-	-
Surplus/(deficit) after financing	-	-	-	-	-	-	-	-	-

Mpumalanga Hospitals - Summary of Personnel Numbers and Costs

	As at 31 March 2016	As at 31 March 2017	As at 31 March 2018	As at 31 March 2019	As at 31 March 2020	As at 31 March 2021	As at 31 March 2022
Personnel numbers							
Medical Specialists	2	3	3	3	3	3	3
Total Doctors	2	3	3	3	3	3	3
Professional Nurses	7	7	7	7	7	7	7
Nursing assistants and pupil nurses	10	8	8	8	8	8	8
Student nurses	-	-	-	-	-	-	-
Total Nurses	17	15	15	15	15	15	15
Ambulance personnel	-	-	-	-	-	-	-
Dentists, dental therapy, oral hygiene	-	-	-	-	-	-	-
Dieticians	-	1	1	1	1	1	1
Environmental health	-	-	-	-	-	-	-
Health sciences and medical technicians	1	1	1	1	1	1	1
Occupational therapists	-	-	-	-	-	-	-
Optometrists	-	-	-	-	-	-	-
Pharmacy assistants	-	-	-	-	-	-	-
Pharmacists	1	-	-	-	-	-	-
Physiotherapists	-	-	-	-	-	-	-
Psychologists	-	-	-	-	-	-	-
Radiographers	-	-	-	-	-	-	-
Speech and hearing therapists	-	-	-	-	-	-	-
Total Other Health Professionals	2	2	2	2	2	2	2
Administrative	18	17	17	17	17	17	17
Admin Levels: 10 - <	18	17	17	17	17	17	17
Admin Levels: 11 - 12	-	-	-	-	-	-	-
Admin Levels: 13 - >	-	-	-	-	-	-	-
Total Hospital Personnel	39	37	37	37	37	37	37
Total personnel cost (R thousand)	12 202	14 171	16 519	17 110	17 720	17 720	24 107
Unit cost (R thousand)	313	383	446	462	479	479	652

Year : 2019/20
 Type : Ehlanzeni District Hospitals
 Summary

	2015/16	2016/17	2017/18	2018/19	2019/20	2020/21	2021/22
	Audited			Main Budget	Adjusted Budget	Revised Estimates	Medium-term estimates
R thousand							
Receipts							
Transfer receipts from national	1 100 969	1 192 934	1 254 397	1 279 877	1 344 685	1 344 685	1 483 799
	1 100 969	1 192 934	1 254 397	1 279 877	1 344 685	1 344 685	1 483 799
Conditional grants	-	-	-	-	-	-	-
National Tertiary Services Grant	-	-	-	-	-	-	-
Funds from Provincial Own Revenue	-	-	-	-	-	-	-
Total receipts	1 100 969	1 192 934	1 254 397	1 279 877	1 344 685	1 344 685	1 483 799
Payments							
Current payments	1 091 808	1 188 777	1 250 984	1 278 881	1 343 689	1 343 689	1 477 945
Compensation of Employees	868 159	969 261	1 033 885	1 049 049	1 116 288	1 116 288	1 217 070
Goods and services	223 613	219 501	217 094	229 832	227 401	227 401	260 875
of which							
Consultants and professional services	27 668	25 141	27 245	31 752	27 267	27 267	33 667
Maintenance and Minor repairs	5 240	1 301	374	379	145	145	379
Medical services	6 270	-	-	-	-	-	12 218
Medical supplies	52 967	53 283	49 304	53 326	53 364	53 364	56 284
Medicine	52 403	45 253	56 483	62 560	59 471	59 471	74 842
Other	79 065	94 523	83 688	81 815	87 154	87 154	83 485
Interest and rent on land	36	15	5	-	-	-	-
Transfers and subsidies to:	3 883	3 494	3 330	996	996	996	1 065
Provinces and municipalities	-	-	-	-	-	-	-
Departmental agencies and accounts	16	47	27	30	30	30	33
Higher education institutions	-	-	-	-	-	-	-
Foreign governments and international organisations	-	-	-	-	-	-	-
Public corporations and private enterprises	-	-	-	-	-	-	-
Non-profit institutions	-	-	-	-	-	-	-
Households	3 867	3 447	3 303	966	966	966	1 032
Payments for capital assets	5 278	663	83	-	-	-	4 789
Buildings and other fixed structures	-	-	-	-	-	-	-
Machinery and equipment	5 278	663	83	-	-	-	4 789
Heritage assets	-	-	-	-	-	-	-
Specialised military assets	-	-	-	-	-	-	-
Biological assets	-	-	-	-	-	-	-
Land and sub-soil assets	-	-	-	-	-	-	-
Software and other intangible assets	-	-	-	-	-	-	-
Payments for financial assets	-	-	-	-	-	-	-
Unallocated contingency reserve	-	-	-	-	-	-	-
Total payments	1 100 969	1 192 934	1 254 397	1 279 877	1 344 685	1 344 685	1 483 799
Financing							
Roll-overs	-	-	-	-	-	-	-
Other (Specify)	-	-	-	-	-	-	-
Surplus/(deficit) after financing	-	-	-	-	-	-	-

Mpumalanga Hospitals - Summary of Personnel Numbers and Costs

Personnel numbers	As at 31 March 2016	As at 31 March 2017	As at 31 March 2018	As at 31 March 2019	As at 31 March 2020	As at 31 March 2021	As at 31 March 2022
Medical Specialists	99	114	117	119	99	102	102
	2	2	2	2	3	3	3
Total Doctors	101	116	119	121	102	105	105
Professional Nurses	519	632	632	632	632	657	622
Nursing assistants and pupil nurses	606	576	576	576	576	615	585
Student nurses	2	-	-	-	-	-	-
Total Nurses	1 127	1 208	1 208	1 208	1 208	1 272	1 207
Ambulance personnel	6	-	-	-	-	-	-
Dentists, dental therapy, oral hygiene	20	27	27	27	27	27	27
Dieticians	10	22	22	22	22	22	22
Environmental health	5	4	4	4	4	4	4
Health sciences and medical technicians	13	5	5	5	5	5	5
Occupational therapists	14	16	16	16	16	16	16
Optometrists	1	5	5	5	5	5	5
Pharmacy assistants	5	16	16	16	16	16	16
Pharmacists	25	63	63	63	63	64	64
Physiotherapists	16	20	20	20	20	20	20
Psychologists	4	6	6	6	6	6	6
Radiographers	14	16	16	16	16	16	16
Speech and hearing therapists	5	10	10	10	10	10	10
Total Other Health Professionals	138	210	210	210	210	211	211
Administrative	1 599	1 358	1 297	1 297	1 297	1 394	1 394
Admin Levels: 10 - <	1 591	1 351	1 290	1 290	1 290	1 386	1 386
Admin Levels: 11 - 12	7	6	6	6	6	7	7
Admin Levels: 13 - >	1	1	1	1	1	1	1
Total Hospital Personnel	2 965	2 892	2 834	2 836	2 817	2 982	2 917
Total personnel cost (R thousand)	868 159	969 261	1 033 885	1 049 049	1 116 288	1 116 288	1 217 070
Unit cost (R thousand)	293	335	365	370	396	374	417

Year : 2019/20
 Hospital name : Barberton
 Type : District Hospital

	2015/16	2016/17	2017/18	2018/19	2018/19	2018/19	2019/20	2020/21	2021/22
		Audited		Main Budget	Adjusted Budget	Revised Estimates	Medium-term estimates		
R thousand									
Receipts									
Transfer receipts from national	150 594	160 870	159 245	167 594	168 549	168 549	182 334	195 411	209 439
	150 594	160 870	159 245	167 594	168 549	168 549	182 334	195 411	209 439
Conditional grants	-	-	-	-	-	-	-	-	-
<i>National Tertiary Services Grant</i>	-	-	-	-	-	-	-	-	-
Funds from Provincial Own Revenue	-	-	-	-	-	-	-	-	-
Total receipts	150 594	160 870	159 245	167 594	168 549	168 549	182 334	195 411	209 439
Payments									
Current payments	149 769	159 473	158 953	167 470	168 425	168 425	181 649	194 688	208 676
Compensation of Employees	119 706	129 752	132 646	140 549	142 194	142 194	150 964	162 286	174 458
Goods and services	30 063	29 721	26 307	26 921	26 231	26 231	30 685	32 402	34 218
of which									
<i>Consultants and professional services</i>	6 345	4 619	4 502	4 582	3 359	3 359	5 144	5 432	5 736
<i>Maintenance and Minor repairs</i>	428	157	3	40	10	10	6	6	7
<i>Medical services</i>	-	-	-	-	-	-	1 222	1 290	1 363
<i>Medical supplies</i>	8 078	8 701	7 357	7 601	6 740	6 740	8 055	8 506	8 982
<i>Medicine</i>	7 457	6 799	6 511	6 876	6 037	6 037	8 347	8 814	9 308
<i>Other</i>	7 755	9 445	7 934	7 822	10 085	10 085	7 911	8 354	8 822
Interest and rent on land	-	-	-	-	-	-	-	-	-
Transfers and subsidies to:	267	1 365	292	124	124	124	207	218	230
Provinces and municipalities	-	-	-	-	-	-	-	-	-
Departmental agencies and accounts	2	3	3	4	4	4	3	3	3
Higher education institutions	-	-	-	-	-	-	-	-	-
Foreign governments and international organisations	-	-	-	-	-	-	-	-	-
Public corporations and private enterprises	-	-	-	-	-	-	-	-	-
Non-profit institutions	-	-	-	-	-	-	-	-	-
Households	265	1 362	289	120	120	120	204	215	227
Payments for capital assets	558	32	-	-	-	-	478	505	533
Buildings and other fixed structures	-	-	-	-	-	-	-	-	-
Machinery and equipment	558	32	-	-	-	-	478	505	533
Heritage assets	-	-	-	-	-	-	-	-	-
Specialised military assets	-	-	-	-	-	-	-	-	-
Biological assets	-	-	-	-	-	-	-	-	-
Land and sub-soil assets	-	-	-	-	-	-	-	-	-
Software and other intangible assets	-	-	-	-	-	-	-	-	-
Payments for financial assets	-	-	-	-	-	-	-	-	-
Unallocated contingency reserve	-	-	-	-	-	-	-	-	-
Total payments	150 594	160 870	159 245	167 594	168 549	168 549	182 334	195 411	209 439
Financing									
Roll-overs	-	-	-	-	-	-	-	-	-
<i>Other (Specify)</i>	-	-	-	-	-	-	-	-	-
Surplus/(deficit) after financing	-	-	-	-	-	-	-	-	-

Mpumalanga Hospitals - Summary of Personnel Numbers and Costs

	As at 31 March 2016	As at 31 March 2017	As at 31 March 2018	As at 31 March 2019	As at 31 March 2020	As at 31 March 2021	As at 31 March 2022
Personnel numbers							
Medical Specialists	12	20	20	20	20	20	20
Total Doctors	12	20	20	20	20	20	20
Professional Nurses	115	103	103	103	103	103	103
Nursing assistants and pupil nurses	79	34	34	34	34	34	34
Student nurses	-	-	-	-	-	-	-
Total Nurses	194	137	137	137	137	137	137
Ambulance personnel	-	-	-	-	-	-	-
Dentists, dental therapy, oral hygiene	3	4	4	4	4	4	4
Dieticians	3	3	3	3	3	3	3
Environmental health	-	-	-	-	-	-	-
Health sciences and medical technicians	4	-	-	-	-	-	-
Occupational therapists	4	4	4	4	4	4	4
Optometrists	-	-	-	-	-	-	-
Pharmacy assistants	-	6	6	6	6	6	6
Pharmacists	4	7	7	7	7	7	7
Physiotherapists	4	3	3	3	3	3	3
Psychologists	1	2	2	2	2	2	2
Radiographers	2	3	3	3	3	3	3
Speech and hearing therapists	2	3	3	3	3	3	3
Total Other Health Professionals	27	35	35	35	35	35	35
Administrative	131	161	161	161	161	161	161
Admin Levels: 10 - <	130	160	160	160	160	160	160
Admin Levels: 11 - 12	1	1	1	1	1	1	1
Admin Levels: 13 - >	-	-	-	-	-	-	-
Total Hospital Personnel	364	353	353	353	353	353	353
Total personnel cost (R thousand)	119 706	129 752	132 646	140 549	142 194	142 194	150 964
Unit cost (R thousand)	329	368	376	398	403	403	428

Year : 2019/20
 Hospital name : Lydenburg
 Type : District Hospital

	2015/16	2016/17	2017/18	2018/19	2018/19	2018/19	2019/20	2020/21	2021/22
	Audited			Main Budget	Adjusted Budget	Revised Estimates	Medium-term estimates		
R thousand									
Receipts									
Transfer receipts from national	87 681	93 091	96 897	102 018	103 272	103 272	110 769	118 685	127 175
	87 681	93 091	96 897	102 018	103 272	103 272	110 769	118 685	127 175
Conditional grants	-	-	-	-	-	-	-	-	-
National Tertiary Services Grant	-	-	-	-	-	-	-	-	-
Funds from Provincial Own Revenue	-	-	-	-	-	-	-	-	-
Total receipts	87 681	93 091	96 897	102 018	103 272	103 272	110 769	118 685	127 175
Payments									
Current payments	86 828	92 883	96 685	101 892	103 146	103 146	110 300	118 190	126 652
Compensation of Employees	67 147	74 414	79 233	82 946	82 252	82 252	90 223	96 990	104 264
Goods and services	19 680	18 469	17 450	18 946	20 894	20 894	20 077	21 200	22 388
of which									
Consultants and professional services	1 567	1 541	1 671	2 275	2 644	2 644	2 056	2 171	2 293
Maintenance and Minor repairs	60	266	2	-	-	-	4	4	4
Medical services	-	-	-	-	-	-	733	774	817
Medical supplies	3 723	4 074	3 999	4 474	5 538	5 538	4 418	4 665	4 927
Medicine	4 736	4 564	4 849	5 301	4 901	4 901	5 951	6 284	6 636
Other	9 594	8 024	6 929	6 896	7 811	7 811	6 915	7 302	7 711
Interest and rent on land	1	-	2	-	-	-	-	-	-
Transfers and subsidies to:	170	151	212	126	126	126	182	192	203
Provinces and municipalities	-	-	-	-	-	-	-	-	-
Departmental agencies and accounts	4	4	4	6	6	6	2	2	2
Higher education institutions	-	-	-	-	-	-	-	-	-
Foreign governments and international organisations	-	-	-	-	-	-	-	-	-
Public corporations and private enterprises	-	-	-	-	-	-	-	-	-
Non-profit institutions	-	-	-	-	-	-	-	-	-
Households	166	147	208	120	120	120	180	190	201
Payments for capital assets	683	57	-	-	-	-	287	303	320
Buildings and other fixed structures	-	-	-	-	-	-	-	-	-
Machinery and equipment	683	57	-	-	-	-	287	303	320
Heritage assets	-	-	-	-	-	-	-	-	-
Specialised military assets	-	-	-	-	-	-	-	-	-
Biological assets	-	-	-	-	-	-	-	-	-
Land and sub-soil assets	-	-	-	-	-	-	-	-	-
Software and other intangible assets	-	-	-	-	-	-	-	-	-
Payments for financial assets	-	-	-	-	-	-	-	-	-
Unallocated contingency reserve	-	-	-	-	-	-	-	-	-
Total payments	87 681	93 091	96 897	102 018	103 272	103 272	110 769	118 685	127 175
Financing									
Roll-overs	-	-	-	-	-	-	-	-	-
Other (Specify)	-	-	-	-	-	-	-	-	-
Surplus/(deficit) after financing	-	-	-	-	-	-	-	-	-

Mpumalanga Hospitals - Summary of Personnel Numbers and Costs

Personnel numbers	As at 31 March 2016	As at 31 March 2017	As at 31 March 2018	As at 31 March 2019	As at 31 March 2020	As at 31 March 2021	As at 31 March 2022
Medical Specialists	16	16	16	16	16	16	16
Total Doctors	16	16	16	16	16	16	16
Professional Nurses	41	45	45	45	45	45	45
Nursing assistants and pupil nurses	15	28	28	28	28	28	28
Student nurses	-	-	-	-	-	-	-
Total Nurses	56	73	73	73	73	73	73
Ambulance personnel	-	-	-	-	-	-	-
Dentists, dental therapy, oral hygiene	3	1	1	1	1	1	1
Dieticians	1	3	3	3	3	3	3
Environmental health	1	-	-	-	-	-	-
Health sciences and medical technicians	-	-	-	-	-	-	-
Occupational therapists	2	-	-	-	-	-	-
Optometrists	-	5	5	5	5	5	5
Pharmacy assistants	4	1	1	1	1	1	1
Pharmacists	-	7	7	7	7	7	7
Physiotherapists	1	3	3	3	3	3	3
Psychologists	1	1	1	1	1	1	1
Radiographers	3	3	3	3	3	3	3
Speech and hearing therapists	-	-	-	-	-	-	-
Total Other Health Professionals	16	24	24	24	24	24	24
Administrative	90	94	94	94	94	94	94
Admin Levels: 10 - <	90	93	93	93	93	93	93
Admin Levels: 11 - 12	-	1	1	1	1	1	1
Admin Levels: 13 - >	-	-	-	-	-	-	-
Total Hospital Personnel	178	207	207	207	207	207	207
Total personnel cost (R thousand)	67 147	74 414	79 233	82 946	82 252	82 252	90 223
Unit cost (R thousand)	377	359	383	401	397	397	436

Year : 2019/20
 Hospital name : Matibidi
 Type : District Hospital

	2015/16	2016/17	2017/18	2018/19	2018/19	2018/19	2019/20	2020/21	2021/22
		Audited		Main Budget	Adjusted Budget	Revised Estimates	Medium-term estimates		
R thousand									
Receipts									
Transfer receipts from national	47 757	54 147	65 358	70 632	64 268	64 268	74 687	80 072	85 850
	47 757	54 147	65 358	70 632	64 268	64 268	74 687	80 072	85 850
Conditional grants	-	-	-	-	-	-	-	-	-
<i>National Tertiary Services Grant</i>	-	-	-	-	-	-	-	-	-
Funds from Provincial Own Revenue	-	-	-	-	-	-	-	-	-
Total receipts	47 757	54 147	65 358	70 632	64 268	64 268	74 687	80 072	85 850
Payments									
Current payments	47 554	54 123	65 354	70 506	64 142	64 142	74 431	79 802	85 565
Compensation of Employees	40 321	46 390	56 025	59 449	54 212	54 212	63 352	68 103	73 211
Goods and services	7 231	7 729	9 328	11 057	9 930	9 930	11 079	11 699	12 354
of which									
<i>Consultants and professional services</i>	266	436	432	823	823	823	689	728	768
<i>Maintenance and Minor repairs</i>	232	58	-	50	-	-	-	-	-
<i>Medical services</i>	-	-	-	-	-	-	489	516	545
<i>Medical supplies</i>	989	871	1 234	1 434	1 604	1 604	1 513	1 598	1 687
<i>Medicine</i>	2 305	2 131	2 803	3 292	3 125	3 125	3 538	3 736	3 945
<i>Other</i>	3 439	4 233	4 859	5 458	4 378	4 378	4 850	5 122	5 408
Interest and rent on land	2	4	1	-	-	-	-	-	-
Transfers and subsidies to:	26	24	4	126	126	126	64	67	71
Provinces and municipalities	-	-	-	-	-	-	-	-	-
Departmental agencies and accounts	6	3	4	6	6	6	4	4	4
Higher education institutions	-	-	-	-	-	-	-	-	-
Foreign governments and international organisations	-	-	-	-	-	-	-	-	-
Public corporations and private enterprises	-	-	-	-	-	-	-	-	-
Non-profit institutions	-	-	-	-	-	-	-	-	-
Households	20	21	-	120	120	120	60	63	67
Payments for capital assets	177	-	-	-	-	-	192	203	214
Buildings and other fixed structures	-	-	-	-	-	-	-	-	-
Machinery and equipment	177	-	-	-	-	-	192	203	214
Heritage assets	-	-	-	-	-	-	-	-	-
Specialised military assets	-	-	-	-	-	-	-	-	-
Biological assets	-	-	-	-	-	-	-	-	-
Land and sub-soil assets	-	-	-	-	-	-	-	-	-
Software and other intangible assets	-	-	-	-	-	-	-	-	-
Payments for financial assets	-	-	-	-	-	-	-	-	-
Unallocated contingency reserve	-	-	-	-	-	-	-	-	-
Total payments	47 757	54 147	65 358	70 632	64 268	64 268	74 687	80 072	85 850
Financing									
Roll-overs	-	-	-	-	-	-	-	-	-
<i>Other (Specify)</i>	-	-	-	-	-	-	-	-	-
Surplus/(deficit) after financing	-	-	-	-	-	-	-	-	-

Mpumalanga Hospitals - Summary of Personnel Numbers and Costs

	As at 31 March 2016	As at 31 March 2017	As at 31 March 2018	As at 31 March 2019	As at 31 March 2020	As at 31 March 2021	As at 31 March 2022
Personnel numbers							
Medical Specialists	3	3	3	3	3	3	3
Total Doctors	3	3	3	3	3	3	3
Professional Nurses	21	27	27	27	27	35	-
Nursing assistants and pupil nurses	30	27	27	27	27	30	-
Student nurses	-	-	-	-	-	-	-
Total Nurses	51	54	54	54	54	65	-
Ambulance personnel	-	-	-	-	-	-	-
Dentists, dental therapy, oral hygiene	-	2	2	2	2	2	2
Dieticians	-	2	2	2	2	2	2
Environmental health	-	-	-	-	-	-	-
Health sciences and medical technicians	2	-	-	-	-	-	-
Occupational therapists	-	-	-	-	-	-	-
Optometrists	-	-	-	-	-	-	-
Pharmacy assistants	-	1	1	1	1	1	1
Pharmacists	3	2	2	2	2	2	2
Physiotherapists	1	1	1	1	1	1	1
Psychologists	-	-	-	-	-	-	-
Radiographers	1	-	-	-	-	-	-
Speech and hearing therapists	-	-	-	-	-	-	-
Total Other Health Professionals	7	8	8	8	8	8	8
Administrative	119	61	-	-	-	70	70
Admin Levels: 10 - <	118	61	-	-	-	70	70
Admin Levels: 11 - 12	1	-	-	-	-	-	-
Admin Levels: 13 - >	-	-	-	-	-	-	-
Total Hospital Personnel	180	126	65	65	65	146	81
Total personnel cost (R thousand)	40 321	46 390	56 025	59 449	54 212	54 212	63 352
Unit cost (R thousand)	224	368	862	915	834	371	782

Year : 2019/20
Hospital name : Matikwane
Type : District Hospital

	2015/16	2016/17	2017/18	2018/19	2018/19	2018/19	2019/20	2020/21	2021/22
		Audited		Main Budget	Adjusted Budget	Revised Estimates	Medium-term estimates		
R thousand									
Receipts									
Transfer receipts from national	132 265	150 378	147 931	155 149	170 831	170 831	180 420	193 282	207 070
	132 265	150 378	147 931	155 149	170 831	170 831	180 420	193 282	207 070
Conditional grants	-	-	-	-	-	-	-	-	-
National Tertiary Services Grant	-	-	-	-	-	-	-	-	-
Funds from Provincial Own Revenue	-	-	-	-	-	-	-	-	-
Total receipts	132 265	150 378	147 931	155 149	170 831	170 831	180 420	193 282	207 070
Payments									
Current payments	131 090	150 304	147 895	155 029	170 711	170 711	179 675	192 495	206 239
Compensation of Employees	96 401	120 746	119 534	125 106	139 608	139 608	145 184	156 073	167 778
Goods and services	34 688	29 558	28 361	29 923	31 103	31 103	34 491	36 422	38 461
of which									
Consultants and professional services	2 946	2 720	2 879	2 854	2 334	2 334	3 778	3 990	4 213
Maintenance and Minor repairs	493	84	11	101	19	19	11	12	12
Medical services	6 270	-	-	-	-	-	1 711	1 806	1 907
Medical supplies	7 712	7 373	6 977	7 508	6 190	6 190	7 954	8 399	8 870
Medicine	8 426	6 179	8 615	9 126	8 308	8 308	11 185	11 811	12 473
Other	8 841	13 202	9 879	10 334	14 252	14 252	9 852	10 404	10 986
Interest and rent on land	1	-	-	-	-	-	-	-	-
Transfers and subsidies to:	55	35	-	120	120	120	75	79	84
Provinces and municipalities	-	-	-	-	-	-	-	-	-
Departmental agencies and accounts	-	-	-	-	-	-	5	5	6
Higher education institutions	-	-	-	-	-	-	-	-	-
Foreign governments and international organisations	-	-	-	-	-	-	-	-	-
Public corporations and private enterprises	-	-	-	-	-	-	-	-	-
Non-profit institutions	-	-	-	-	-	-	-	-	-
Households	55	35	-	120	120	120	70	74	78
Payments for capital assets	1 120	39	36	-	-	-	670	708	747
Buildings and other fixed structures	-	-	-	-	-	-	-	-	-
Machinery and equipment	1 120	39	36	-	-	-	670	708	747
Heritage assets	-	-	-	-	-	-	-	-	-
Specialised military assets	-	-	-	-	-	-	-	-	-
Biological assets	-	-	-	-	-	-	-	-	-
Land and sub-soil assets	-	-	-	-	-	-	-	-	-
Software and other intangible assets	-	-	-	-	-	-	-	-	-
Payments for financial assets	-	-	-	-	-	-	-	-	-
Unallocated contingency reserve	-	-	-	-	-	-	-	-	-
Total payments	132 265	150 378	147 931	155 149	170 831	170 831	180 420	193 282	207 070
Financing									
Roll-overs	-	-	-	-	-	-	-	-	-
Other (Specify)	-	-	-	-	-	-	-	-	-
Surplus/(deficit) after financing	-	-	-	-	-	-	-	-	-

Mpumalanga Hospitals - Summary of Personnel Numbers and Costs

Personnel numbers	As at 31 March 2016	As at 31 March 2017	As at 31 March 2018	As at 31 March 2019	As at 31 March 2020	As at 31 March 2021	As at 31 March 2022
Medical Specialists	-	9	9	9	9	12	12
Total Doctors	-	9	9	9	9	12	12
Professional Nurses	2	53	53	53	53	60	60
Nursing assistants and pupil nurses	1	71	71	71	71	80	80
Student nurses	-	-	-	-	-	-	-
Total Nurses	3	124	124	124	124	140	140
Ambulance personnel	-	-	-	-	-	-	-
Dentists, dental therapy, oral hygiene	-	-	-	-	-	-	-
Dieticians	-	1	1	1	1	1	1
Environmental health	-	-	-	-	-	-	-
Health sciences and medical technicians	-	-	-	-	-	-	-
Occupational therapists	-	1	1	1	1	1	1
Optometrists	-	-	-	-	-	-	-
Pharmacy assistants	-	-	-	-	-	-	-
Pharmacists	-	13	13	13	13	13	13
Physiotherapists	-	1	1	1	1	1	1
Psychologists	-	-	-	-	-	-	-
Radiographers	-	1	1	1	1	1	1
Speech and hearing therapists	-	-	-	-	-	-	-
Total Other Health Professionals	-	17	17	17	17	17	17
Administrative	86	126	126	126	126	131	131
Admin Levels: 10 - <	85	125	125	125	125	130	130
Admin Levels: 11 - 12	1	1	1	1	1	1	1
Admin Levels: 13 - >	-	-	-	-	-	-	-
Total Hospital Personnel	89	276	276	276	276	300	300
Total personnel cost (R thousand)	96 401	120 746	119 534	125 106	139 608	139 608	145 184
Unit cost (R thousand)	1 083	437	433	453	506	465	484

Year : 2019/20
 Hospital name : Sabie
 Type : District Hospital

	2015/16	2016/17	2017/18	2018/19	2018/19	2018/19	2019/20	2020/21	2021/22
		Audited		Main Budget	Adjusted Budget	Revised Estimates	Medium-term estimates		
R thousand									
Receipts									
Transfer receipts from national	78 723	90 853	96 189	102 909	101 020	101 020	114 680	122 898	131 713
	78 723	90 853	96 189	102 909	101 020	101 020	114 680	122 898	131 713
Conditional grants	-	-	-	-	-	-	-	-	-
<i>National Tertiary Services Grant</i>	-	-	-	-	-	-	-	-	-
Funds from Provincial Own Revenue	-	-	-	-	-	-	-	-	-
Total receipts	78 723	90 853	96 189	102 909	101 020	101 020	114 680	122 898	131 713
Payments									
Current payments	77 884	90 278	96 076	102 789	100 900	100 900	114 233	122 426	131 215
Compensation of Employees	61 631	73 267	79 884	84 353	84 353	84 353	94 539	101 629	109 252
Goods and services	16 253	17 011	16 192	18 436	16 547	16 547	19 694	20 797	21 963
of which									
<i>Consultants and professional services</i>	2 975	2 683	3 253	3 997	2 743	2 743	3 767	3 978	4 201
<i>Maintenance and Minor repairs</i>	595	146	-	57	31	31	-	-	-
<i>Medical services</i>	-	-	-	-	-	-	977	1 032	1 090
<i>Medical supplies</i>	2 523	2 688	2 895	3 326	3 713	3 713	3 454	3 647	3 852
<i>Medicine</i>	3 063	3 855	3 810	4 011	3 697	3 697	5 279	5 575	5 887
<i>Other</i>	7 097	7 639	6 234	7 045	6 363	6 363	6 217	6 565	6 933
Interest and rent on land	-	-	-	-	-	-	-	-	-
Transfers and subsidies to:	411	493	113	120	120	120	63	66	70
Provinces and municipalities	-	-	-	-	-	-	-	-	-
Departmental agencies and accounts	-	22	-	-	-	-	3	3	3
Higher education institutions	-	-	-	-	-	-	-	-	-
Foreign governments and international organisations	-	-	-	-	-	-	-	-	-
Public corporations and private enterprises	-	-	-	-	-	-	-	-	-
Non-profit institutions	-	-	-	-	-	-	-	-	-
Households	411	471	113	120	120	120	60	63	67
Payments for capital assets	428	82	-	-	-	-	384	406	428
Buildings and other fixed structures	-	-	-	-	-	-	-	-	-
Machinery and equipment	428	82	-	-	-	-	384	406	428
Heritage assets	-	-	-	-	-	-	-	-	-
Specialised military assets	-	-	-	-	-	-	-	-	-
Biological assets	-	-	-	-	-	-	-	-	-
Land and sub-soil assets	-	-	-	-	-	-	-	-	-
Software and other intangible assets	-	-	-	-	-	-	-	-	-
Payments for financial assets	-	-	-	-	-	-	-	-	-
Unallocated contingency reserve	-	-	-	-	-	-	-	-	-
Total payments	78 723	90 853	96 189	102 909	101 020	101 020	114 680	122 898	131 713
Financing									
Roll-overs	-	-	-	-	-	-	-	-	-
<i>Other (Specify)</i>	-	-	-	-	-	-	-	-	-
Surplus/(deficit) after financing	-	-	-	-	-	-	-	-	-

Mpumalanga Hospitals - Summary of Personnel Numbers and Costs

	As at 31 March 2016	As at 31 March 2017	As at 31 March 2018	As at 31 March 2019	As at 31 March 2020	As at 31 March 2021	As at 31 March 2022
Personnel numbers							
Medical Specialists	8	6	6	6	6	6	6
Total Doctors	8	6	6	6	6	6	6
Professional Nurses	40	34	34	34	34	34	34
Nursing assistants and pupil nurses	37	39	39	39	39	45	45
Student nurses	-	-	-	-	-	-	-
Total Nurses	77	73	73	73	73	79	79
Ambulance personnel	-	-	-	-	-	-	-
Dentists, dental therapy, oral hygiene	1	3	3	3	3	3	3
Dieticians	-	3	3	3	3	3	3
Environmental health	-	-	-	-	-	-	-
Health sciences and medical technicians	1	-	-	-	-	-	-
Occupational therapists	1	1	1	1	1	1	1
Optometrists	1	-	-	-	-	-	-
Pharmacy assistants	1	1	1	1	1	1	1
Pharmacists	3	6	6	6	6	6	6
Physiotherapists	1	2	2	2	2	2	2
Psychologists	1	-	-	-	-	-	-
Radiographers	-	2	2	2	2	2	2
Speech and hearing therapists	-	-	-	-	-	-	-
Total Other Health Professionals	10	18	18	18	18	18	18
Administrative	187	89	89	89	89	96	96
Admin Levels: 10 - <	186	88	88	88	88	95	95
Admin Levels: 11 - 12	1	1	1	1	1	1	1
Admin Levels: 13 - >	-	-	-	-	-	-	-
Total Hospital Personnel	282	186	186	186	186	199	199
Total personnel cost (R thousand)	61 631	73 267	79 884	84 353	84 353	84 353	94 539
Unit cost (R thousand)	219	394	429	454	454	424	475

Year : 2019/20
 Hospital name : Shongwe
 Type : District Hospital

	2015/16	2016/17	2017/18	2018/19	2018/19	2018/19	2019/20	2020/21	2021/22
		Audited		Main Budget	Adjusted Budget	Revised Estimates	Medium-term estimates		
R thousand									
Receipts									
Transfer receipts from national	223 215	237 617	241 911	238 182	252 984	252 984	281 914	302 088	323 722
	223 215	237 617	241 911	238 182	252 984	252 984	281 914	302 088	323 722
Conditional grants	-	-	-	-	-	-	-	-	-
National Tertiary Services Grant	-	-	-	-	-	-	-	-	-
Funds from Provincial Own Revenue	-	-	-	-	-	-	-	-	-
Total receipts	223 215	237 617	241 911	238 182	252 984	252 984	281 914	302 088	323 722
Payments									
Current payments	221 223	236 986	240 097	238 062	252 864	252 864	280 948	301 068	322 644
Compensation of Employees	177 179	189 596	197 950	195 992	211 639	211 639	230 923	248 242	266 860
Goods and services	44 023	47 383	42 145	42 070	41 225	41 225	50 025	52 826	55 784
of which									
Consultants and professional services	4 401	4 233	4 968	5 688	6 058	6 058	6 124	6 467	6 829
Maintenance and Minor repairs	1 613	294	149	61	61	61	149	157	166
Medical services	-	-	-	-	-	-	2 199	2 322	2 452
Medical supplies	13 975	14 702	10 956	11 616	9 924	9 924	12 212	12 896	13 618
Medicine	7 334	6 809	8 549	10 037	9 816	9 816	11 853	12 517	13 218
Other	16 700	21 345	17 523	14 668	15 366	15 366	17 488	18 467	19 501
Interest and rent on land	21	7	2	-	-	-	-	-	-
Transfers and subsidies to:	998	331	1 814	120	120	120	105	111	118
Provinces and municipalities	-	-	-	-	-	-	-	-	-
Departmental agencies and accounts	4	-	-	-	-	-	5	5	6
Higher education institutions	-	-	-	-	-	-	-	-	-
Foreign governments and international organisations	-	-	-	-	-	-	-	-	-
Public corporations and private enterprises	-	-	-	-	-	-	-	-	-
Non-profit institutions	-	-	-	-	-	-	-	-	-
Households	994	331	1 814	120	120	120	100	106	112
Payments for capital assets	994	300	-	-	-	-	861	909	960
Buildings and other fixed structures	-	-	-	-	-	-	-	-	-
Machinery and equipment	994	300	-	-	-	-	861	909	960
Heritage assets	-	-	-	-	-	-	-	-	-
Specialised military assets	-	-	-	-	-	-	-	-	-
Biological assets	-	-	-	-	-	-	-	-	-
Land and sub-soil assets	-	-	-	-	-	-	-	-	-
Software and other intangible assets	-	-	-	-	-	-	-	-	-
Payments for financial assets	-	-	-	-	-	-	-	-	-
Unallocated contingency reserve	-	-	-	-	-	-	-	-	-
Total payments	223 215	237 617	241 911	238 182	252 984	252 984	281 914	302 088	323 722
Financing									
Roll-overs	-	-	-	-	-	-	-	-	-
Other (Specify)	-	-	-	-	-	-	-	-	-
Surplus/(deficit) after financing	-	-	-	-	-	-	-	-	-

Mpumalanga Hospitals - Summary of Personnel Numbers and Costs

Personnel numbers	As at 31 March 2016	As at 31 March 2017	As at 31 March 2018	As at 31 March 2019	As at 31 March 2020	As at 31 March 2021	As at 31 March 2022
Medical Specialists	17	17	17	17	17	17	17
Total Doctors	18	18	18	18	18	18	18
Professional Nurses	121	160	160	160	160	160	160
Nursing assistants and pupil nurses	138	111	111	111	111	120	120
Student nurses	-	-	-	-	-	-	-
Total Nurses	259	271	271	271	271	280	280
Ambulance personnel	2	-	-	-	-	-	-
Dentists, dental therapy, oral hygiene	4	4	4	4	4	4	4
Dieticians	2	5	5	5	5	5	5
Environmental health	2	2	2	2	2	2	2
Health sciences and medical technicians	-	1	1	1	1	1	1
Occupational therapists	3	3	3	3	3	3	3
Optometrists	-	-	-	-	-	-	-
Pharmacy assistants	-	7	7	7	7	7	7
Pharmacists	5	7	7	7	7	7	7
Physiotherapists	4	3	3	3	3	3	3
Psychologists	1	2	2	2	2	2	2
Radiographers	3	2	2	2	2	2	2
Speech and hearing therapists	-	2	2	2	2	2	2
Total Other Health Professionals	26	38	38	38	38	38	38
Administrative	255	256	256	256	256	261	261
Admin Levels: 10 - <	254	256	256	256	256	260	260
Admin Levels: 11 - 12	1	-	-	-	-	1	1
Admin Levels: 13 - >	-	-	-	-	-	-	-
Total Hospital Personnel	558	583	583	583	583	597	597
Total personnel cost (R thousand)	177 179	189 596	197 950	195 992	211 639	211 639	230 923
Unit cost (R thousand)	318	325	340	336	363	355	387

Year : 2019/20
Hospital name : Tintswalo
Type : District Hospital

	2015/16	2016/17	2017/18	2018/19	2018/19	2018/19	2019/20	2020/21	2021/22
		Audited		Main Budget	Adjusted Budget	Revised Estimates	Medium-term estimates		
R thousand									
Receipts									
Transfer receipts from national	229 432	237 907	260 974	275 834	281 568	281 568	313 763	336 289	360 448
	229 432	237 907	260 974	275 834	281 568	281 568	313 763	336 289	360 448
Conditional grants	-	-	-	-	-	-	-	-	-
<i>National Tertiary Services Grant</i>	-	-	-	-	-	-	-	-	-
Funds from Provincial Own Revenue	-	-	-	-	-	-	-	-	-
Total receipts	229 432	237 907	260 974	275 834	281 568	281 568	313 763	336 289	360 448
Payments									
Current payments	227 106	236 793	260 208	275 708	281 442	281 442	312 410	334 860	358 939
Compensation of Employees	184 208	197 953	218 646	230 195	236 121	236 121	260 778	280 336	301 362
Goods and services	42 897	38 840	41 562	45 513	45 321	45 321	51 632	54 524	57 577
of which									
<i>Consultants and professional services</i>	4 828	4 444	4 377	4 875	4 062	4 062	5 854	6 182	6 528
<i>Maintenance and Minor repairs</i>	1 179	169	179	50	24	24	179	189	200
<i>Medical services</i>	-	-	-	-	-	-	2 810	2 968	3 133
<i>Medical supplies</i>	9 357	8 708	8 817	9 521	10 724	10 724	10 422	11 006	11 622
<i>Medicine</i>	12 258	9 800	13 000	15 133	14 983	14 983	17 222	18 186	19 205
<i>Other</i>	15 275	15 719	15 189	15 934	15 528	15 528	15 145	15 993	16 889
Interest and rent on land	1	-	-	-	-	-	-	-	-
Transfers and subsidies to:	1 471	1 001	766	126	126	126	251	265	280
Provinces and municipalities	-	-	-	-	-	-	-	-	-
Departmental agencies and accounts	-	1	-	-	-	-	6	6	7
Higher education institutions	-	-	-	-	-	-	-	-	-
Foreign governments and international organisations	-	-	-	-	-	-	-	-	-
Public corporations and private enterprises	-	-	-	-	-	-	-	-	-
Non-profit institutions	-	-	-	-	-	-	-	-	-
Households	1 471	1 000	766	126	126	126	245	259	273
Payments for capital assets	855	113	-	-	-	-	1 102	1 164	1 229
Buildings and other fixed structures	-	-	-	-	-	-	-	-	-
Machinery and equipment	855	113	-	-	-	-	1 102	1 164	1 229
Heritage assets	-	-	-	-	-	-	-	-	-
Specialised military assets	-	-	-	-	-	-	-	-	-
Biological assets	-	-	-	-	-	-	-	-	-
Land and sub-soil assets	-	-	-	-	-	-	-	-	-
Software and other intangible assets	-	-	-	-	-	-	-	-	-
Payments for financial assets	-	-	-	-	-	-	-	-	-
Unallocated contingency reserve	-	-	-	-	-	-	-	-	-
Total payments	229 432	237 907	260 974	275 834	281 568	281 568	313 763	336 289	360 448
Financing									
Roll-overs	-	-	-	-	-	-	-	-	-
<i>Other (Specify)</i>	-	-	-	-	-	-	-	-	-
Surplus/(deficit) after financing	-	-	-	-	-	-	-	-	-

Mpumalanga Hospitals - Summary of Personnel Numbers and Costs

	As at 31 March 2016	As at 31 March 2017	As at 31 March 2018	As at 31 March 2019	As at 31 March 2020	As at 31 March 2021	As at 31 March 2022
Personnel numbers							
Medical Specialists	28	30	32	34	14	14	14
	-	-	-	-	1	1	1
Total Doctors	28	30	32	34	15	15	15
Professional Nurses	127	125	125	125	125	130	130
Nursing assistants and pupil nurses	221	173	173	173	173	180	180
Student nurses	-	-	-	-	-	-	-
Total Nurses	348	298	298	298	298	310	310
Ambulance personnel	-	-	-	-	-	-	-
Dentists, dental therapy, oral hygiene	5	5	5	5	5	5	5
Dieticians	2	2	2	2	2	2	2
Environmental health	-	-	-	-	-	-	-
Health sciences and medical technicians	4	4	4	4	4	4	4
Occupational therapists	2	2	2	2	2	2	2
Optometrists	-	-	-	-	-	-	-
Pharmacy assistants	-	-	-	-	-	-	-
Pharmacists	5	5	5	5	5	6	6
Physiotherapists	4	4	4	4	4	4	4
Psychologists	-	-	-	-	-	-	-
Radiographers	3	3	3	3	3	3	3
Speech and hearing therapists	2	2	2	2	2	2	2
Total Other Health Professionals	-	-	-	27	27	28	28
Administrative	398	412	412	412	412	422	422
Admin Levels: 10 - <	396	410	410	410	410	420	420
Admin Levels: 11 - 12	1	1	1	1	1	1	1
Admin Levels: 13 - >	1	1	1	1	1	1	1
Total Hospital Personnel	774	740	742	771	752	775	775
Total personnel cost (R thousand)	184 208	197 953	218 646	230 195	236 121	236 121	260 778
Unit cost (R thousand)	238	268	295	299	314	305	336

Year : 2019/20
 Hospital name : Tonga
 Type : District Hospital

	2015/16	2016/17	2017/18	2018/19	2018/19	2018/19	2019/20	2020/21	2021/22
	Audited			Main Budget	Adjusted Budget	Revised Estimates	Medium-term estimates		
R thousand									
Receipts									
Transfer receipts from national	151 302	168 071	185 892	167 559	202 193	202 193	225 232	241 285	258 496
	151 302	168 071	185 892	167 559	202 193	202 193	225 232	241 285	258 496
Conditional grants	-	-	-	-	-	-	-	-	-
<i>National Tertiary Services Grant</i>	-	-	-	-	-	-	-	-	-
Funds from Provincial Own Revenue	-	-	-	-	-	-	-	-	-
Total receipts	151 302	168 071	185 892	167 559	202 193	202 193	225 232	241 285	258 496
Payments									
Current payments	150 354	167 937	185 716	167 425	202 059	202 059	224 299	240 300	257 456
Compensation of Employees	121 566	137 143	149 967	130 459	165 909	165 909	181 107	194 690	209 292
Goods and services	28 778	30 790	35 749	36 966	36 150	36 150	43 192	45 610	48 164
<i>of which</i>									
<i>Consultants and professional services</i>	4 340	4 465	5 163	6 658	5 244	5 244	6 255	6 605	6 975
<i>Maintenance and Minor repairs</i>	640	127	30	20	-	-	30	32	33
<i>Medical services</i>	-	-	-	-	-	-	2 077	2 193	2 316
<i>Medical supplies</i>	6 610	6 166	7 069	7 846	8 931	8 931	8 256	8 718	9 207
<i>Medicine</i>	6 824	5 116	8 346	8 784	8 604	8 604	11 467	12 109	12 787
<i>Other</i>	10 364	14 916	15 141	13 658	13 371	13 371	15 107	15 953	16 846
Interest and rent on land	10	4	-	-	-	-	-	-	-
Transfers and subsidies to:	485	94	129	134	134	134	118	125	132
Provinces and municipalities	-	-	-	-	-	-	-	-	-
Departmental agencies and accounts	-	14	16	14	14	14	5	5	6
Higher education institutions	-	-	-	-	-	-	-	-	-
Foreign governments and international organisations	-	-	-	-	-	-	-	-	-
Public corporations and private enterprises	-	-	-	-	-	-	-	-	-
Non-profit institutions	-	-	-	-	-	-	-	-	-
Households	485	80	113	120	120	120	113	119	126
Payments for capital assets	463	40	47	-	-	-	815	861	909
Buildings and other fixed structures	-	-	-	-	-	-	-	-	-
Machinery and equipment	463	40	47	-	-	-	815	861	909
Heritage assets	-	-	-	-	-	-	-	-	-
Specialised military assets	-	-	-	-	-	-	-	-	-
Biological assets	-	-	-	-	-	-	-	-	-
Land and sub-soil assets	-	-	-	-	-	-	-	-	-
Software and other intangible assets	-	-	-	-	-	-	-	-	-
Payments for financial assets	-	-	-	-	-	-	-	-	-
Unallocated contingency reserve	-	-	-	-	-	-	-	-	-
Total payments	151 302	168 071	185 892	167 559	202 193	202 193	225 232	241 285	258 496
Financing									
Roll-overs	-	-	-	-	-	-	-	-	-
<i>Other (Specify)</i>	-	-	-	-	-	-	-	-	-
Surplus/(deficit) after financing	-	-	-	-	-	-	-	-	-

Mpumalanga Hospitals - Summary of Personnel Numbers and Costs

Personnel numbers	As at 31 March 2016	As at 31 March 2017	As at 31 March 2018	As at 31 March 2019	As at 31 March 2020	As at 31 March 2021	As at 31 March 2022
Medical Specialists	15	13	14	14	14	14	14
Total Doctors	16	14	15	15	15	15	15
Professional Nurses	52	85	85	85	85	90	90
Nursing assistants and pupil nurses	85	93	93	93	93	98	98
Student nurses	2	-	-	-	-	-	-
Total Nurses	139	178	178	178	178	188	188
Ambulance personnel	4	-	-	-	-	-	-
Dentists, dental therapy, oral hygiene	4	8	8	8	8	8	8
Dieticians	2	3	3	3	3	3	3
Environmental health	2	2	2	2	2	2	2
Health sciences and medical technicians	2	-	-	-	-	-	-
Occupational therapists	2	5	5	5	5	5	5
Optometrists	-	-	-	-	-	-	-
Pharmacy assistants	-	-	-	-	-	-	-
Pharmacists	5	16	16	16	16	16	16
Physiotherapists	1	3	3	3	3	3	3
Psychologists	-	1	1	1	1	1	1
Radiographers	2	2	2	2	2	2	2
Speech and hearing therapists	1	3	3	3	3	3	3
Total Other Health Professionals	25	43	43	43	43	43	43
Administrative	333	159	159	159	159	159	159
Admin Levels: 10 - <	332	158	158	158	158	158	158
Admin Levels: 11 - 12	1	1	1	1	1	1	1
Admin Levels: 13 - >	-	-	-	-	-	-	-
Total Hospital Personnel	513	394	395	395	395	405	405
Total personnel cost (R thousand)	121 566	137 143	149 967	130 459	165 909	165 909	181 107
Unit cost (R thousand)	237	348	380	330	420	410	447

Year : 2019/20
 Type : Gert Sibande District Hospitals
 Summary

	2015/16	2016/17	2017/18	2018/19	2018/19	2018/19	2019/20	2020/21	2021/22
		Audited		Main Budget	Adjusted Budget	Revised Estimates	Medium-term estimates		
R thousand									
Receipts									
Transfer receipts from national	941 429	987 103	1 040 766	1 139 466	1 104 989	1 104 989	1 215 017	1 301 938	1 395 118
	941 429	987 103	1 040 766	1 139 466	1 104 989	1 104 989	1 215 017	1 301 938	1 395 118
Conditional grants	-	-	-	-	-	-	-	-	-
<i>National Tertiary Services Grant</i>	-	-	-	-	-	-	-	-	-
Funds from Provincial Own Revenue	-	-	-	-	-	-	-	-	-
Total receipts	941 429	987 103	1 040 766	1 139 466	1 104 989	1 104 989	1 215 017	1 301 938	1 395 118
Payments									
Current payments	935 872	984 997	1 037 847	1 138 948	1 104 463	1 104 463	1 210 584	1 297 249	1 390 154
Compensation of Employees	736 720	793 922	843 856	925 426	897 883	897 883	987 431	1 061 489	1 141 100
Goods and services	199 116	191 035	193 977	213 522	206 580	206 580	223 153	235 760	249 054
of which									
<i>Consultants and professional services</i>	23 352	21 914	21 186	23 440	23 897	23 897	20 629	21 784	22 987
<i>Maintenance and Minor repairs</i>	3 951	1 623	254	1 428	1 073	1 073	254	267	284
<i>Medical services</i>	9 011	-	-	-	-	-	9 661	10 200	10 772
<i>Medical supplies</i>	39 555	41 665	45 012	47 178	50 797	50 797	51 529	54 414	57 461
<i>Medicine</i>	49 054	42 452	46 229	59 891	52 969	52 969	60 918	64 330	67 932
<i>Other</i>	74 193	83 381	81 296	81 585	77 844	77 844	80 162	84 765	89 618
Interest and rent on land	36	40	14	-	-	-	-	-	-
Transfers and subsidies to:	949	1 702	2 543	518	526	526	534	572	616
Provinces and municipalities	-	-	-	-	-	-	-	-	-
Departmental agencies and accounts	47	49	54	86	94	94	72	76	82
Higher education institutions	-	-	-	-	-	-	-	-	-
Foreign governments and international organisations	-	-	-	-	-	-	-	-	-
Public corporations and private enterprises	-	-	-	-	-	-	-	-	-
Non-profit institutions	-	-	-	-	-	-	-	-	-
Households	902	1 653	2 489	432	432	432	462	496	534
Payments for capital assets	4 608	404	376	-	-	-	3 899	4 117	4 348
Buildings and other fixed structures	-	-	-	-	-	-	-	-	-
Machinery and equipment	4 223	339	376	-	-	-	3 899	4 117	4 348
Heritage assets	385	65	-	-	-	-	-	-	-
Specialised military assets	-	-	-	-	-	-	-	-	-
Biological assets	-	-	-	-	-	-	-	-	-
Land and sub-soil assets	-	-	-	-	-	-	-	-	-
Software and other intangible assets	-	-	-	-	-	-	-	-	-
Payments for financial assets	-	-	-	-	-	-	-	-	-
Unallocated contingency reserve	-	-	-	-	-	-	-	-	-
Total payments	941 429	987 103	1 040 766	1 139 466	1 104 989	1 104 989	1 215 017	1 301 938	1 395 118
	-	-	-	-	-	-	-	-	-
Financing									
Roll-overs	-	-	-	-	-	-	-	-	-
<i>Other (Specify)</i>	-	-	-	-	-	-	-	-	-
Surplus/(deficit) after financing	-	-	-	-	-	-	-	-	-

Mpumalanga Hospitals - Summary of Personnel Numbers and Costs

	As at 31 March 2016	As at 31 March 2017	As at 31 March 2018	As at 31 March 2019	As at 31 March 2020	As at 31 March 2021	As at 31 March 2022
Personnel numbers							
Medical Specialists	57	97	97	103	112	112	112
	2	4	4	5	5	5	5
Total Doctors	59	101	101	108	117	117	117
Professional Nurses	419	590	599	619	630	629	629
Nursing assistants and pupil nurses	256	324	329	336	346	427	427
Student nurses	35	37	37	37	37	-	-
Total Nurses	710	951	965	992	1 013	1 056	1 056
Ambulance personnel	35	-	-	-	-	-	-
Dentists, dental therapy, oral hygiene	26	35	35	39	36	36	36
Dieticians	15	25	25	25	26	25	25
Environmental health	9	3	3	3	3	3	3
Health sciences and medical technicians	1	8	8	8	8	8	8
Occupational therapists	7	16	16	16	16	16	16
Optometrists	1	-	-	-	-	-	-
Pharmacy assistants	14	17	17	17	17	17	17
Pharmacists	22	65	65	67	69	69	69
Physiotherapists	7	19	19	19	19	16	16
Psychologists	1	3	3	3	3	3	3
Radiographers	14	26	26	26	26	26	26
Speech and hearing therapists	3	6	6	6	6	6	6
Total Other Health Professionals	155	223	223	229	229	225	225
Administrative	1 023	1 250	1 254	1 284	1 320	1 345	1 345
Admin Levels: 10 - <	1 015	1 247	1 251	1 281	1 317	1 337	1 337
Admin Levels: 11 - 12	8	3	3	3	3	8	8
Admin Levels: 13 - >	-	-	-	-	-	-	-
Total Hospital Personnel	1 947	2 525	2 543	2 613	2 679	2 743	2 743
Total personnel cost (R thousand)	736 720	793 922	843 856	925 426	897 883	897 883	987 431
Unit cost (R thousand)	378	314	332	354	335	327	360

Year : 2019/20
 Hospital name : Amajuba
 Type : District Hospital

	2015/16	2016/17	2017/18	2018/19	2018/19	2018/19	2019/20	2020/21	2021/22
		Audited		Main Budget	Adjusted Budget	Revised Estimates	Medium-term estimates		
R thousand									
Receipts									
Transfer receipts from national	86 300	93 929	100 650	112 095	108 723	108 723	122 483	131 259	140 669
	86 300	93 929	100 650	112 095	108 723	108 723	122 483	131 259	140 669
Conditional grants	-	-	-	-	-	-	-	-	-
<i>National Tertiary Services Grant</i>	-	-	-	-	-	-	-	-	-
Funds from Provincial Own Revenue	-	-	-	-	-	-	-	-	-
Total receipts	86 300	93 929	100 650	112 095	108 723	108 723	122 483	131 259	140 669
Payments									
Current payments	85 266	93 726	100 382	112 036	108 664	108 664	122 084	130 836	140 223
Compensation of Employees	67 549	75 294	80 466	88 196	87 773	87 773	100 854	108 418	116 549
Goods and services	17 711	18 425	19 910	23 840	20 891	20 891	21 230	22 418	23 674
<i>of which</i>									
<i>Consultants and professional services</i>	1 905	1 702	1 677	1 888	2 254	2 254	1 627	1 718	1 814
<i>Maintenance and Minor repairs</i>	671	271	49	181	102	102	49	52	55
<i>Medical services</i>	-	-	-	-	-	-	870	918	970
<i>Medical supplies</i>	2 052	3 000	3 244	3 498	3 975	3 975	3 829	4 043	4 270
<i>Medicine</i>	4 035	3 340	5 227	7 077	5 177	5 177	6 549	6 916	7 303
<i>Other</i>	9 048	10 112	9 713	11 196	9 383	9 383	8 306	8 771	9 262
Interest and rent on land	6	7	6	-	-	-	-	-	-
Transfers and subsidies to:	137	132	268	59	59	59	48	52	55
Provinces and municipalities	-	-	-	-	-	-	-	-	-
Departmental agencies and accounts	-	4	13	13	13	13	6	7	7
Higher education institutions	-	-	-	-	-	-	-	-	-
Foreign governments and international organisations	-	-	-	-	-	-	-	-	-
Public corporations and private enterprises	-	-	-	-	-	-	-	-	-
Non-profit institutions	-	-	-	-	-	-	-	-	-
Households	137	128	255	46	46	46	42	45	48
Payments for capital assets	897	71	-	-	-	-	351	371	391
Buildings and other fixed structures	-	-	-	-	-	-	-	-	-
Machinery and equipment	897	71	-	-	-	-	351	371	391
Heritage assets	-	-	-	-	-	-	-	-	-
Specialised military assets	-	-	-	-	-	-	-	-	-
Biological assets	-	-	-	-	-	-	-	-	-
Land and sub-soil assets	-	-	-	-	-	-	-	-	-
Software and other intangible assets	-	-	-	-	-	-	-	-	-
Payments for financial assets	-	-	-	-	-	-	-	-	-
Unallocated contingency reserve	-	-	-	-	-	-	-	-	-
Total payments	86 300	93 929	100 650	112 095	108 723	108 723	122 483	131 259	140 669
Financing									
Roll-overs	-	-	-	-	-	-	-	-	-
<i>Other (Specify)</i>	-	-	-	-	-	-	-	-	-
Surplus/(deficit) after financing	-	-	-	-	-	-	-	-	-

Mpumalanga Hospitals - Summary of Personnel Numbers and Costs

Personnel numbers	As at 31 March 2016	As at 31 March 2017	As at 31 March 2018	As at 31 March 2019	As at 31 March 2020	As at 31 March 2021	As at 31 March 2022
Medical Specialists	3	8	8	9	11	11	11
Total Doctors	3	8	8	9	11	11	11
Professional Nurses	49	43	43	43	43	43	43
Nursing assistants and pupil nurses	26	40	40	40	40	45	45
Student nurses	-	-	-	-	-	-	-
Total Nurses	75	83	83	83	83	88	88
Ambulance personnel	-	-	-	-	-	-	-
Dentists, dental therapy, oral hygiene	3	2	2	2	2	2	2
Dieticians	2	2	2	2	2	1	1
Environmental health	1	1	1	1	1	1	1
Health sciences and medical technicians	-	1	1	1	1	1	1
Occupational therapists	1	2	2	2	2	2	2
Optometrists	-	-	-	-	-	-	-
Pharmacy assistants	3	3	3	3	3	3	3
Pharmacists	4	7	7	7	7	7	7
Physiotherapists	-	1	1	1	1	1	1
Psychologists	-	-	-	-	-	-	-
Radiographers	2	3	3	3	3	3	3
Speech and hearing therapists	-	-	-	-	-	-	-
Total Other Health Professionals	16	22	22	22	22	21	21
Administrative	67	117	117	120	125	131	131
Admin Levels: 10 - <	66	117	117	120	125	130	130
Admin Levels: 11 - 12	1	-	-	-	-	1	1
Admin Levels: 13 - >	-	-	-	-	-	-	-
Total Hospital Personnel	161	230	230	234	241	251	251
Total personnel cost (R thousand)	67 549	75 294	80 466	88 196	87 773	100 854	100 854
Unit cost (R thousand)	420	327	350	377	364	350	402

Year : 2019/20
 Hospital name : Bethal
 Type : District Hospital

	2015/16	2016/17	2017/18	2018/19	2018/19	2018/19	2019/20	2020/21	2021/22
		Audited		Main Budget	Adjusted Budget	Revised Estimates	Medium-term estimates		
R thousand									
Receipts									
Transfer receipts from national	150 959	144 829	145 463	161 415	156 892	156 892	190 675	204 395	219 110
	150 959	144 829	145 463	161 415	156 892	156 892	190 675	204 395	219 110
Conditional grants	-	-	-	-	-	-	-	-	-
<i>National Tertiary Services Grant</i>	-	-	-	-	-	-	-	-	-
Funds from Provincial Own Revenue	-	-	-	-	-	-	-	-	-
Total receipts	150 959	144 829	145 463	161 415	156 892	156 892	190 675	204 395	219 110
Payments									
Current payments	149 503	144 683	145 032	161 334	156 811	156 811	190 143	203 832	218 514
Compensation of Employees	117 502	119 142	121 647	134 282	130 535	130 535	160 049	172 053	184 957
Goods and services	31 991	25 541	23 385	27 052	26 276	26 276	30 094	31 779	33 557
of which									
<i>Consultants and professional services</i>	5 794	3 963	3 155	3 306	2 780	2 780	3 105	3 279	3 462
<i>Maintenance and Minor repairs</i>	590	151	2	136	117	117	2	2	2
<i>Medical services</i>	-	-	-	-	-	-	1 159	1 224	1 292
<i>Medical supplies</i>	5 327	4 475	6 637	6 850	7 315	7 315	7 437	7 853	8 293
<i>Medicine</i>	8 363	5 265	5 705	7 641	7 219	7 219	7 465	7 883	8 324
<i>Other</i>	11 917	11 687	7 886	9 119	8 845	8 845	10 926	11 538	12 184
Interest and rent on land	10	-	-	-	-	-	-	-	-
Transfers and subsidies to:	293	91	431	81	81	81	64	69	74
Provinces and municipalities	-	-	-	-	-	-	-	-	-
Departmental agencies and accounts	-	3	3	4	4	4	9	9	10
Higher education institutions	-	-	-	-	-	-	-	-	-
Foreign governments and international organisations	-	-	-	-	-	-	-	-	-
Public corporations and private enterprises	-	-	-	-	-	-	-	-	-
Non-profit institutions	-	-	-	-	-	-	-	-	-
Households	293	88	428	77	77	77	55	60	64
Payments for capital assets	1 163	55	-	-	-	-	468	494	522
Buildings and other fixed structures	-	-	-	-	-	-	-	-	-
Machinery and equipment	1 163	55	-	-	-	-	468	494	522
Heritage assets	-	-	-	-	-	-	-	-	-
Specialised military assets	-	-	-	-	-	-	-	-	-
Biological assets	-	-	-	-	-	-	-	-	-
Land and sub-soil assets	-	-	-	-	-	-	-	-	-
Software and other intangible assets	-	-	-	-	-	-	-	-	-
Payments for financial assets	-	-	-	-	-	-	-	-	-
Unallocated contingency reserve	-	-	-	-	-	-	-	-	-
Total payments	150 959	144 829	145 463	161 415	156 892	156 892	190 675	204 395	219 110
	-	-	-	-	-	-	-	-	-
Financing									
Roll-overs	-	-	-	-	-	-	-	-	-
<i>Other (Specify)</i>	-	-	-	-	-	-	-	-	-
Surplus/(deficit) after financing	-	-	-	-	-	-	-	-	-

Mpumalanga Hospitals - Summary of Personnel Numbers and Costs

	As at 31 March 2016	As at 31 March 2017	As at 31 March 2018	As at 31 March 2019	As at 31 March 2020	As at 31 March 2021	As at 31 March 2022
Personnel numbers							
Medical Specialists	12	19	19	19	21	21	21
	1	2	2	2	2	2	2
Total Doctors	13	21	21	21	23	23	23
Professional Nurses	93	97	97	100	105	105	105
Nursing assistants and pupil nurses	43	43	43	45	47	55	55
Student nurses	-	-	-	-	-	-	-
Total Nurses	136	140	140	145	152	160	160
Ambulance personnel	-	-	-	-	-	-	-
Dentists, dental therapy, oral hygiene	2	4	4	5	5	5	5
Dieticians	3	4	4	4	4	4	4
Environmental health	1	1	1	1	1	1	1
Health sciences and medical technicians	-	2	2	2	2	2	2
Occupational therapists	1	2	2	2	2	2	2
Optometrists	1	-	-	-	-	-	-
Pharmacy assistants	5	3	3	3	3	3	3
Pharmacists	5	12	12	12	12	12	12
Physiotherapists	2	3	3	3	3	3	3
Psychologists	-	-	-	-	-	-	-
Radiographers	2	1	1	1	1	1	1
Speech and hearing therapists	1	1	1	1	1	1	1
Total Other Health Professionals	23	33	33	34	34	34	34
Administrative	178	206	206	210	215	221	221
Admin Levels: 10 - <	177	206	206	210	215	220	220
Admin Levels: 11 - 12	1	-	-	-	-	1	1
Admin Levels: 13 - >	-	-	-	-	-	-	-
Total Hospital Personnel	350	400	400	410	424	438	438
Total personnel cost (R thousand)	117 502	119 142	121 647	134 282	130 535	130 535	160 049
Unit cost (R thousand)	336	298	304	328	308	298	365

Year : 2019/20
Hospital name : Carolina
Type : District Hospital

	2015/16	2016/17	2017/18	2018/19	2018/19	2018/19	2019/20	2020/21	2021/22
	Audited			Main Budget	Adjusted Budget	Revised Estimates	Medium-term estimates		
R thousand									
Receipts									
Transfer receipts from national	79 078	82 863	86 228	93 071	89 524	89 524	96 449	103 435	110 901
	79 078	82 863	86 228	93 071	89 524	89 524	96 449	103 435	110 901
Conditional grants	-	-	-	-	-	-	-	-	-
National Tertiary Services Grant	-	-	-	-	-	-	-	-	-
Funds from Provincial Own Revenue	-	-	-	-	-	-	-	-	-
Total receipts	79 078	82 863	86 228	93 071	89 524	89 524	96 449	103 435	110 901
Payments									
Current payments	78 795	82 687	86 054	93 033	89 486	89 486	96 094	103 060	110 503
Compensation of Employees	66 297	70 302	73 967	80 307	76 662	76 662	82 635	88 833	95 495
Goods and services	12 495	12 382	12 086	12 726	12 824	12 824	13 459	14 227	15 008
of which									
Consultants and professional services	1 042	743	759	791	783	783	773	816	846
Maintenance and Minor repairs	290	40	18	100	64	64	18	19	20
Medical services	-	-	-	-	-	-	773	816	862
Medical supplies	2 037	3 007	2 262	2 303	2 690	2 690	2 782	2 938	3 102
Medicine	4 036	2 966	3 356	4 326	3 726	3 726	4 532	4 786	5 054
Other	5 090	5 626	5 691	5 206	5 561	5 561	4 581	4 852	5 124
Interest and rent on land	3	3	1	-	-	-	-	-	-
Transfers and subsidies to:	46	137	174	38	38	38	43	46	50
Provinces and municipalities	-	-	-	-	-	-	-	-	-
Departmental agencies and accounts	4	1	-	1	1	1	6	6	7
Higher education institutions	-	-	-	-	-	-	-	-	-
Foreign governments and international organisations	-	-	-	-	-	-	-	-	-
Public corporations and private enterprises	-	-	-	-	-	-	-	-	-
Non-profit institutions	-	-	-	-	-	-	-	-	-
Households	42	136	174	37	37	37	37	40	43
Payments for capital assets	237	39	-	-	-	-	312	329	348
Buildings and other fixed structures	-	-	-	-	-	-	-	-	-
Machinery and equipment	237	39	-	-	-	-	312	329	348
Heritage assets	-	-	-	-	-	-	-	-	-
Specialised military assets	-	-	-	-	-	-	-	-	-
Biological assets	-	-	-	-	-	-	-	-	-
Land and sub-soil assets	-	-	-	-	-	-	-	-	-
Software and other intangible assets	-	-	-	-	-	-	-	-	-
Payments for financial assets	-	-	-	-	-	-	-	-	-
Unallocated contingency reserve	-	-	-	-	-	-	-	-	-
Total payments	79 078	82 863	86 228	93 071	89 524	89 524	96 449	103 435	110 901
Financing									
Roll-overs	-	-	-	-	-	-	-	-	-
Other (Specify)	-	-	-	-	-	-	-	-	-
Surplus/(deficit) after financing	-	-	-	-	-	-	-	-	-

Mpumalanga Hospitals - Summary of Personnel Numbers and Costs

Personnel numbers	As at 31 March 2016	As at 31 March 2017	As at 31 March 2018	As at 31 March 2019	As at 31 March 2020	As at 31 March 2021	As at 31 March 2022
Medical Specialists	2	10	10	10	10	10	10
Total Doctors	2	10	10	10	10	10	10
Professional Nurses	-	42	42	45	47	47	47
Nursing assistants and pupil nurses	12	-	-	-	-	57	57
Student nurses	-	37	37	37	37	-	-
Total Nurses	12	79	79	82	84	104	104
Ambulance personnel	-	-	-	-	-	-	-
Dentists, dental therapy, oral hygiene	-	3	3	3	3	3	3
Dieticians	-	1	1	1	1	1	1
Environmental health	1	-	-	-	-	-	-
Health sciences and medical technicians	-	-	-	-	-	-	-
Occupational therapists	-	2	2	2	2	2	2
Optometrists	-	-	-	-	-	-	-
Pharmacy assistants	-	1	1	1	1	1	1
Pharmacists	-	7	7	9	11	11	11
Physiotherapists	-	-	-	-	-	-	-
Psychologists	-	1	1	1	1	1	1
Radiographers	-	2	2	2	2	2	2
Speech and hearing therapists	-	-	-	-	-	-	-
Total Other Health Professionals	1	17	17	19	21	21	21
Administrative	64	215	215	221	231	231	231
Admin Levels: 10 - <	63	214	214	220	230	230	230
Admin Levels: 11 - 12	1	1	1	1	1	1	1
Admin Levels: 13 - >	-	-	-	-	-	-	-
Total Hospital Personnel	79	321	321	332	346	366	366
Total personnel cost (R thousand)	66 297	70 302	73 967	80 307	76 662	76 662	82 635
Unit cost (R thousand)	839	219	230	242	222	209	226

Year : 2019/20
Hospital name : Elsie ballot
Type : District Hospital

	2015/16	2016/17	2017/18	2018/19	2018/19	2018/19	2019/20	2020/21	2021/22
		Audited		Main Budget	Adjusted Budget	Revised Estimates	Medium-term estimates		
R thousand									
Receipts									
Transfer receipts from national	32 616	31 082	30 305	32 892	35 231	35 231	34 469	36 954	39 618
	32 616	31 082	30 305	32 892	35 231	35 231	34 469	36 954	39 618
Conditional grants	-	-	-	-	-	-	-	-	-
<i>National Tertiary Services Grant</i>	-	-	-	-	-	-	-	-	-
Funds from Provincial Own Revenue	-	-	-	-	-	-	-	-	-
Total receipts	32 616	31 082	30 305	32 892	35 231	35 231	34 469	36 954	39 618
Payments									
Current payments	32 195	30 983	30 297	32 875	35 214	35 214	34 336	36 813	39 469
Compensation of Employees	26 941	26 931	25 903	28 009	30 227	30 227	29 153	31 339	33 690
Goods and services	5 254	4 050	4 393	4 866	4 987	4 987	5 183	5 474	5 779
of which									
<i>Consultants and professional services</i>	413	291	350	327	582	582	350	370	390
<i>Maintenance and Minor repairs</i>	85	64	-	25	22	22	-	-	-
<i>Medical services</i>	-	-	-	-	-	-	290	306	323
<i>Medical supplies</i>	1 163	986	946	975	1 151	1 151	1 141	1 205	1 272
<i>Medicine</i>	1 755	857	1 321	1 649	1 549	1 549	1 762	1 861	1 965
<i>Other</i>	1 838	1 852	1 776	1 890	1 683	1 683	1 640	1 732	1 829
Interest and rent on land	-	2	1	-	-	-	-	-	-
Transfers and subsidies to:	36	34	8	17	17	17	16	17	18
Provinces and municipalities	-	-	-	-	-	-	-	-	-
Departmental agencies and accounts	-	1	-	1	1	1	2	2	2
Higher education institutions	-	-	-	-	-	-	-	-	-
Foreign governments and international organisations	-	-	-	-	-	-	-	-	-
Public corporations and private enterprises	-	-	-	-	-	-	-	-	-
Non-profit institutions	-	-	-	-	-	-	-	-	-
Households	36	33	8	16	16	16	14	15	16
Payments for capital assets	385	65	-	-	-	-	117	124	131
Buildings and other fixed structures	-	-	-	-	-	-	-	-	-
Machinery and equipment	-	-	-	-	-	-	117	124	131
Heritage assets	385	65	-	-	-	-	-	-	-
Specialised military assets	-	-	-	-	-	-	-	-	-
Biological assets	-	-	-	-	-	-	-	-	-
Land and sub-soil assets	-	-	-	-	-	-	-	-	-
Software and other intangible assets	-	-	-	-	-	-	-	-	-
Payments for financial assets	-	-	-	-	-	-	-	-	-
Unallocated contingency reserve	-	-	-	-	-	-	-	-	-
Total payments	32 616	31 082	30 305	32 892	35 231	35 231	34 469	36 954	39 618
Financing									
Roll-overs	-	-	-	-	-	-	-	-	-
<i>Other (Specify)</i>	-	-	-	-	-	-	-	-	-
Surplus/(deficit) after financing	-	-	-	-	-	-	-	-	-

Mpumalanga Hospitals - Summary of Personnel Numbers and Costs

	As at 31 March 2016	As at 31 March 2017	As at 31 March 2018	As at 31 March 2019	As at 31 March 2020	As at 31 March 2021	As at 31 March 2022
Personnel numbers							
Medical Specialists	2	4	4	6	7	7	7
Total Doctors	2	4	4	6	7	7	7
Professional Nurses	16	19	19	19	19	19	19
Nursing assistants and pupil nurses	4	13	13	13	13	20	20
Student nurses	-	-	-	-	-	-	-
Total Nurses	20	32	32	32	32	39	39
Ambulance personnel	-	-	-	-	-	-	-
Dentists, dental therapy, oral hygiene	-	1	1	1	1	1	1
Dieticians	-	1	1	1	1	1	1
Environmental health	-	-	-	-	-	-	-
Health sciences and medical technicians	-	-	-	-	-	-	-
Occupational therapists	-	1	1	1	1	1	1
Optometrists	-	-	-	-	-	-	-
Pharmacy assistants	1	1	1	1	1	1	1
Pharmacists	2	2	2	2	2	2	2
Physiotherapists	-	-	-	-	-	-	-
Psychologists	-	-	-	-	-	-	-
Radiographers	2	2	2	2	2	2	2
Speech and hearing therapists	-	-	-	-	-	-	-
Total Other Health Professionals	5	8	8	8	8	8	8
Administrative	44	45	45	45	45	51	51
Admin Levels: 10 - <	43	45	45	45	45	50	50
Admin Levels: 11 - 12	1	-	-	-	-	1	1
Admin Levels: 13 - >	-	-	-	-	-	-	-
Total Hospital Personnel	71	89	89	91	92	105	105
Total personnel cost (R thousand)	26 941	26 931	25 903	28 009	30 227	30 227	29 153
Unit cost (R thousand)	379	303	291	308	329	288	278

Year : 2019/20
 Hospital name : Embhuleni
 Type : District Hospital

	2015/16	2016/17	2017/18	2018/19	2018/19	2018/19	2019/20	2020/21	2021/22
	Audited			Main Budget	Adjusted Budget	Revised Estimates	Medium-term estimates		
R thousand									
Receipts									
Transfer receipts from national	162 574	182 385	192 436	210 682	201 236	201 236	214 228	229 558	245 996
	162 574	182 385	192 436	210 682	201 236	201 236	214 228	229 558	245 996
Conditional grants	-	-	-	-	-	-	-	-	-
National Tertiary Services Grant	-	-	-	-	-	-	-	-	-
Funds from Provincial Own Revenue	-	-	-	-	-	-	-	-	-
Total receipts	162 574	182 385	192 436	210 682	201 236	201 236	214 228	229 558	245 996
Payments									
Current payments	162 261	181 797	191 789	210 582	201 144	201 144	213 430	228 714	245 103
Compensation of Employees	127 954	144 305	155 851	169 002	158 262	158 262	175 354	188 506	202 643
Goods and services	34 307	37 477	35 937	41 580	42 882	42 882	38 076	40 208	42 460
of which									
Consultants and professional services	4 572	4 291	4 272	5 245	6 152	6 152	4 172	4 406	4 652
Maintenance and Minor repairs	582	74	26	225	160	160	26	27	29
Medical services	-	-	-	-	-	-	1 739	1 836	1 939
Medical supplies	8 551	9 972	7 710	8 168	9 642	9 642	8 879	9 376	9 901
Medicine	7 339	6 899	8 634	11 402	10 702	10 702	11 278	11 910	12 577
Other	13 263	16 241	15 295	16 540	16 226	16 226	11 982	12 653	13 362
Interest and rent on land	-	15	1	-	-	-	-	-	-
Transfers and subsidies to:	119	588	635	100	92	92	96	103	111
Provinces and municipalities	-	-	-	-	-	-	-	-	-
Departmental agencies and accounts	3	-	6	20	12	12	13	14	15
Higher education institutions	-	-	-	-	-	-	-	-	-
Foreign governments and international organisations	-	-	-	-	-	-	-	-	-
Public corporations and private enterprises	-	-	-	-	-	-	-	-	-
Non-profit institutions	-	-	-	-	-	-	-	-	-
Households	116	588	629	80	80	80	83	89	96
Payments for capital assets	194	-	12	-	-	-	702	741	782
Buildings and other fixed structures	-	-	-	-	-	-	-	-	-
Machinery and equipment	194	-	12	-	-	-	702	741	782
Heritage assets	-	-	-	-	-	-	-	-	-
Specialised military assets	-	-	-	-	-	-	-	-	-
Biological assets	-	-	-	-	-	-	-	-	-
Land and sub-soil assets	-	-	-	-	-	-	-	-	-
Software and other intangible assets	-	-	-	-	-	-	-	-	-
Payments for financial assets	-	-	-	-	-	-	-	-	-
Unallocated contingency reserve	-	-	-	-	-	-	-	-	-
Total payments	162 574	182 385	192 436	210 682	201 236	201 236	214 228	229 558	245 996
Financing									
Roll-overs	-	-	-	-	-	-	-	-	-
Other (Specify)	-	-	-	-	-	-	-	-	-
Surplus/(deficit) after financing	-	-	-	-	-	-	-	-	-

Mpumalanga Hospitals - Summary of Personnel Numbers and Costs

Personnel numbers	As at 31 March 2016	As at 31 March 2017	As at 31 March 2018	As at 31 March 2019	As at 31 March 2020	As at 31 March 2021	As at 31 March 2022
Medical Specialists	-	12	12	13	13	13	13
Total Doctors	-	12	12	13	13	13	13
Professional Nurses	105	112	112	120	120	120	120
Nursing assistants and pupil nurses	38	58	58	58	58	60	60
Student nurses	-	-	-	-	-	-	-
Total Nurses	143	170	170	178	178	180	180
Ambulance personnel	16	-	-	-	-	-	-
Dentists, dental therapy, oral hygiene	4	6	6	6	6	6	6
Dieticians	2	5	5	5	5	5	5
Environmental health	4	-	-	-	-	-	-
Health sciences and medical technicians	-	-	-	-	-	-	-
Occupational therapists	2	5	5	5	5	5	5
Optometrists	-	-	-	-	-	-	-
Pharmacy assistants	4	2	2	2	2	2	2
Pharmacists	1	7	7	7	7	7	7
Physiotherapists	2	3	3	3	3	3	3
Psychologists	-	1	1	1	1	1	1
Radiographers	3	3	3	3	3	3	3
Speech and hearing therapists	-	-	-	-	-	-	-
Total Other Health Professionals	38	32	32	32	32	32	32
Administrative	223	191	191	191	191	196	196
Admin Levels: 10 - <	222	190	190	190	190	195	195
Admin Levels: 11 - 12	1	1	1	1	1	1	1
Admin Levels: 13 - >	-	-	-	-	-	-	-
Total Hospital Personnel	404	405	405	414	414	421	421
Total personnel cost (R thousand)	127 954	144 305	155 851	169 002	158 262	158 262	175 354
Unit cost (R thousand)	317	356	385	408	382	376	417

Year : 2019/20
 Hospital name : Evander
 Type : District Hospital

	2015/16	2016/17	2017/18	2018/19	2018/19	2018/19	2019/20	2020/21	2021/22
		Audited		Main Budget	Adjusted Budget	Revised Estimates	Medium-term estimates		
R thousand									
Receipts									
Transfer receipts from national	124 976	133 622	143 871	157 862	155 216	155 216	164 015	175 719	188 271
	124 976	133 622	143 871	157 862	155 216	155 216	164 015	175 719	188 271
Conditional grants	-	-	-	-	-	-	-	-	-
<i>National Tertiary Services Grant</i>	-	-	-	-	-	-	-	-	-
Funds from Provincial Own Revenue	-	-	-	-	-	-	-	-	-
Total receipts	124 976	133 622	143 871	157 862	155 216	155 216	164 015	175 719	188 271
Payments									
Current payments	124 507	133 342	143 138	157 804	155 158	155 158	163 223	174 882	187 384
Compensation of Employees	99 670	107 606	114 974	127 002	124 310	124 310	132 572	142 515	153 204
Goods and services	24 836	25 735	28 159	30 802	30 848	30 848	30 651	32 367	34 180
of which									
<i>Consultants and professional services</i>	3 201	3 697	4 292	4 740	4 740	4 740	4 142	4 374	4 619
<i>Maintenance and Minor repairs</i>	396	222	25	156	166	166	25	26	28
<i>Medical services</i>	-	-	-	-	-	-	1 642	1 734	1 831
<i>Medical supplies</i>	5 991	6 574	7 675	7 773	8 925	8 925	8 844	9 339	9 862
<i>Medicine</i>	5 611	5 336	5 226	6 126	5 426	5 426	7 870	8 311	8 776
<i>Other</i>	9 637	9 906	10 941	12 007	11 591	11 591	8 128	8 583	9 064
Interest and rent on land	1	1	5	-	-	-	-	-	-
Transfers and subsidies to:	81	221	403	58	58	58	91	97	105
Provinces and municipalities	-	-	-	-	-	-	-	-	-
Departmental agencies and accounts	-	-	2	6	6	6	12	13	14
Higher education institutions	-	-	-	-	-	-	-	-	-
Foreign governments and international organisations	-	-	-	-	-	-	-	-	-
Public corporations and private enterprises	-	-	-	-	-	-	-	-	-
Non-profit institutions	-	-	-	-	-	-	-	-	-
Households	81	221	401	52	52	52	79	84	91
Payments for capital assets	388	59	330	-	-	-	701	740	782
Buildings and other fixed structures	-	-	-	-	-	-	-	-	-
Machinery and equipment	388	59	330	-	-	-	701	740	782
Heritage assets	-	-	-	-	-	-	-	-	-
Specialised military assets	-	-	-	-	-	-	-	-	-
Biological assets	-	-	-	-	-	-	-	-	-
Land and sub-soil assets	-	-	-	-	-	-	-	-	-
Software and other intangible assets	-	-	-	-	-	-	-	-	-
Payments for financial assets	-	-	-	-	-	-	-	-	-
Unallocated contingency reserve	-	-	-	-	-	-	-	-	-
Total payments	124 976	133 622	143 871	157 862	155 216	155 216	164 015	175 719	188 271
	-	-	-	-	-	-	-	-	-
Financing									
Roll-overs	-	-	-	-	-	-	-	-	-
<i>Other (Specify)</i>	-	-	-	-	-	-	-	-	-
Surplus/(deficit) after financing	-	-	-	-	-	-	-	-	-

Mpumalanga Hospitals - Summary of Personnel Numbers and Costs

	As at 31 March 2016	As at 31 March 2017	As at 31 March 2018	As at 31 March 2019	As at 31 March 2020	As at 31 March 2021	As at 31 March 2022
Personnel numbers							
Medical Specialists	2	17	17	18	20	20	20
	-	1	1	2	2	2	2
Total Doctors	2	18	18	20	22	22	22
Professional Nurses	-	80	89	95	99	100	100
Nursing assistants and pupil nurses	12	50	55	60	68	70	70
Student nurses	-	-	-	-	-	-	-
Total Nurses	12	130	144	155	167	170	170
Ambulance personnel	-	-	-	-	-	-	-
Dentists, dental therapy, oral hygiene	-	3	3	4	3	3	3
Dieticians	-	3	3	3	4	4	4
Environmental health	1	-	-	-	-	-	-
Health sciences and medical technicians	-	-	-	-	-	-	-
Occupational therapists	-	-	-	-	-	-	-
Optometrists	-	-	-	-	-	-	-
Pharmacy assistants	-	3	3	3	3	3	3
Pharmacists	-	8	8	8	8	8	8
Physiotherapists	-	6	6	6	6	6	6
Psychologists	-	1	1	1	1	1	1
Radiographers	-	6	6	6	6	6	6
Speech and hearing therapists	-	3	3	3	3	3	3
Total Other Health Professionals	1	33	33	34	34	34	34
Administrative	65	157	157	160	168	168	168
Admin Levels: 10 - <	64	156	156	159	167	167	167
Admin Levels: 11 - 12	1	1	1	1	1	1	1
Admin Levels: 13 - >	-	-	-	-	-	-	-
Total Hospital Personnel	80	338	352	369	391	394	394
Total personnel cost (R thousand)	99 670	107 606	114 974	127 002	124 310	124 310	132 572
Unit cost (R thousand)	1 246	318	327	344	318	316	336

Year : 2019/20
 Hospital name : Piet retief
 Type : District Hospital

	2015/16	2016/17	2017/18	2018/19	2018/19	2018/19	2019/20	2020/21	2021/22
		Audited		Main Budget	Adjusted Budget	Revised Estimates	Medium-term estimates		
R thousand									
Receipts									
Transfer receipts from national	163 650	179 775	186 613	207 096	196 587	196 587	206 478	221 288	237 176
	163 650	179 775	186 613	207 096	196 587	196 587	206 478	221 288	237 176
Conditional grants	-	-	-	-	-	-	-	-	-
<i>National Tertiary Services Grant</i>	-	-	-	-	-	-	-	-	-
Funds from Provincial Own Revenue	-	-	-	-	-	-	-	-	-
Total receipts	163 650	179 775	186 613	207 096	196 587	196 587	206 478	221 288	237 176
Payments									
Current payments	162 877	179 393	186 151	206 999	196 491	196 491	205 768	220 538	236 382
Compensation of Employees	129 600	143 614	153 620	170 626	161 280	161 280	170 956	183 778	197 561
Goods and services	33 277	35 779	32 531	36 373	35 211	35 211	34 812	36 760	38 821
<i>of which</i>									
<i>Consultants and professional services</i>	1 933	3 430	3 484	3 610	3 073	3 073	3 363	3 551	3 750
<i>Maintenance and Minor repairs</i>	727	172	76	200	99	99	76	80	85
<i>Medical services</i>	-	-	-	-	-	-	1 546	1 632	1 724
<i>Medical supplies</i>	8 073	7 582	8 227	8 626	8 956	8 956	9 267	9 786	10 334
<i>Medicine</i>	11 034	10 177	8 407	10 910	10 410	10 410	10 758	11 360	11 997
<i>Other</i>	11 510	14 418	12 337	13 027	12 673	12 673	9 802	10 351	10 931
Interest and rent on land	-	-	-	-	-	-	-	-	-
Transfers and subsidies to:	181	314	434	97	96	96	86	91	98
Provinces and municipalities	-	-	-	-	-	-	-	-	-
Departmental agencies and accounts	40	40	30	20	19	19	12	12	13
Higher education institutions	-	-	-	-	-	-	-	-	-
Foreign governments and international organisations	-	-	-	-	-	-	-	-	-
Public corporations and private enterprises	-	-	-	-	-	-	-	-	-
Non-profit institutions	-	-	-	-	-	-	-	-	-
Households	141	274	404	77	77	77	74	79	85
Payments for capital assets	592	68	28	-	-	-	624	659	696
Buildings and other fixed structures	-	-	-	-	-	-	-	-	-
Machinery and equipment	592	68	28	-	-	-	624	659	696
Heritage assets	-	-	-	-	-	-	-	-	-
Specialised military assets	-	-	-	-	-	-	-	-	-
Biological assets	-	-	-	-	-	-	-	-	-
Land and sub-soil assets	-	-	-	-	-	-	-	-	-
Software and other intangible assets	-	-	-	-	-	-	-	-	-
Payments for financial assets	-	-	-	-	-	-	-	-	-
Unallocated contingency reserve	-	-	-	-	-	-	-	-	-
Total payments	163 650	179 775	186 613	207 096	196 587	196 587	206 478	221 288	237 176
Financing									
Roll-overs	-	-	-	-	-	-	-	-	-
<i>Other (Specify)</i>	-	-	-	-	-	-	-	-	-
Surplus/(deficit) after financing	-	-	-	-	-	-	-	-	-

Mpumalanga Hospitals - Summary of Personnel Numbers and Costs

	As at 31 March 2016	As at 31 March 2017	As at 31 March 2018	As at 31 March 2019	As at 31 March 2020	As at 31 March 2021	As at 31 March 2022
Personnel numbers							
Medical Specialists	6	14	14	15	17	17	17
Total Doctors	6	15	15	16	18	18	18
Professional Nurses	79	105	105	105	105	105	105
Nursing assistants and pupil nurses	31	70	70	70	70	70	70
Student nurses	35	-	-	-	-	-	-
Total Nurses	145	175	175	175	175	175	175
Ambulance personnel	19	-	-	-	-	-	-
Dentists, dental therapy, oral hygiene	6	10	10	12	10	10	10
Dieticians	5	5	5	5	5	5	5
Environmental health	1	1	1	1	1	1	1
Health sciences and medical technicians	-	5	5	5	5	5	5
Occupational therapists	1	-	-	-	-	-	-
Optometrists	-	-	-	-	-	-	-
Pharmacy assistants	1	1	1	1	1	1	1
Pharmacists	6	11	11	11	11	11	11
Physiotherapists	3	4	4	4	4	1	1
Psychologists	-	-	-	-	-	-	-
Radiographers	3	4	4	4	4	4	4
Speech and hearing therapists	1	1	1	1	1	1	1
Total Other Health Professionals	46	42	42	44	42	39	39
Administrative	197	167	167	175	180	181	181
Admin Levels: 10 - <	196	167	167	175	180	180	180
Admin Levels: 11 - 12	1	-	-	-	-	1	1
Admin Levels: 13 - >	-	-	-	-	-	-	-
Total Hospital Personnel	394	399	399	410	415	413	413
Total personnel cost (R thousand)	129 600	143 614	153 620	170 626	161 280	161 280	170 956
Unit cost (R thousand)	329	360	385	416	389	391	414

Year : 2019/20
 Hospital name : Standerton
 Type : District Hospital

	2015/16	2016/17	2017/18	2018/19	2018/19	2018/19	2019/20	2020/21	2021/22
		Audited		Main Budget	Adjusted Budget	Revised Estimates	Medium-term estimates		
R thousand									
Receipts									
Transfer receipts from national	141 276	138 618	155 200	164 353	161 580	161 580	186 220	199 330	213 377
	141 276	138 618	155 200	164 353	161 580	161 580	186 220	199 330	213 377
Conditional grants	-	-	-	-	-	-	-	-	-
<i>National Tertiary Services Grant</i>	-	-	-	-	-	-	-	-	-
Funds from Provincial Own Revenue	-	-	-	-	-	-	-	-	-
Total receipts	141 276	138 618	155 200	164 353	161 580	161 580	186 220	199 330	213 377
Payments									
Current payments	140 468	138 386	155 004	164 285	161 495	161 495	185 506	198 574	212 576
Compensation of Employees	101 207	106 728	117 428	128 002	128 834	128 834	135 858	146 047	157 001
Goods and services	39 245	31 646	37 576	36 283	32 661	32 661	49 648	52 527	55 575
of which									
<i>Consultants and professional services</i>	4 492	3 797	3 197	3 533	3 533	3 533	3 097	3 270	3 454
<i>Maintenance and Minor repairs</i>	610	629	58	405	343	343	58	61	65
<i>Medical services</i>	9 011	-	-	-	-	-	1 642	1 734	1 831
<i>Medical supplies</i>	6 361	6 069	8 311	8 985	8 143	8 143	9 350	9 874	10 427
<i>Medicine</i>	6 881	7 612	8 353	10 760	8 760	8 760	10 704	11 303	11 936
<i>Other</i>	11 890	13 539	17 657	12 600	11 882	11 882	24 797	26 285	27 862
Interest and rent on land	16	12	-	-	-	-	-	-	-
Transfers and subsidies to:	56	185	190	68	85	85	90	97	105
Provinces and municipalities	-	-	-	-	-	-	-	-	-
Departmental agencies and accounts	-	-	-	21	38	38	12	13	14
Higher education institutions	-	-	-	-	-	-	-	-	-
Foreign governments and international organisations	-	-	-	-	-	-	-	-	-
Public corporations and private enterprises	-	-	-	-	-	-	-	-	-
Non-profit institutions	-	-	-	-	-	-	-	-	-
Households	56	185	190	47	47	47	78	84	91
Payments for capital assets	752	47	6	-	-	-	624	659	696
Buildings and other fixed structures	-	-	-	-	-	-	-	-	-
Machinery and equipment	752	47	6	-	-	-	624	659	696
Heritage assets	-	-	-	-	-	-	-	-	-
Specialised military assets	-	-	-	-	-	-	-	-	-
Biological assets	-	-	-	-	-	-	-	-	-
Land and sub-soil assets	-	-	-	-	-	-	-	-	-
Software and other intangible assets	-	-	-	-	-	-	-	-	-
Payments for financial assets	-	-	-	-	-	-	-	-	-
Unallocated contingency reserve	-	-	-	-	-	-	-	-	-
Total payments	141 276	138 618	155 200	164 353	161 580	161 580	186 220	199 330	213 377
	-	-	-	-	-	-	-	-	-
Financing									
Roll-overs	-	-	-	-	-	-	-	-	-
<i>Other (Specify)</i>	-	-	-	-	-	-	-	-	-
Surplus/(deficit) after financing	-	-	-	-	-	-	-	-	-

Mpumalanga Hospitals - Summary of Personnel Numbers and Costs

	As at 31 March 2016	As at 31 March 2017	As at 31 March 2018	As at 31 March 2019	As at 31 March 2020	As at 31 March 2021	As at 31 March 2022
Personnel numbers							
Medical Specialists	30	13	13	13	13	13	13
	1	-	-	-	-	-	-
Total Doctors	31	13	13	13	13	13	13
Professional Nurses	77	92	92	92	92	90	90
Nursing assistants and pupil nurses	90	50	50	50	50	50	50
Student nurses	-	-	-	-	-	-	-
Total Nurses	167	142	142	142	142	140	140
Ambulance personnel	-	-	-	-	-	-	-
Dentists, dental therapy, oral hygiene	11	6	6	6	6	6	6
Dieticians	3	4	4	4	4	4	4
Environmental health	-	-	-	-	-	-	-
Health sciences and medical technicians	1	-	-	-	-	-	-
Occupational therapists	2	4	4	4	4	4	4
Optometrists	-	-	-	-	-	-	-
Pharmacy assistants	-	3	3	3	3	3	3
Pharmacists	4	11	11	11	11	11	11
Physiotherapists	-	2	2	2	2	2	2
Psychologists	1	-	-	-	-	-	-
Radiographers	2	5	5	5	5	5	5
Speech and hearing therapists	1	1	1	1	1	1	1
Total Other Health Professionals	25	36	36	36	36	36	36
Administrative	185	152	156	162	165	166	166
Admin Levels: 10 - <	184	152	156	162	165	165	165
Admin Levels: 11 - 12	1	-	-	-	-	1	1
Admin Levels: 13 - >	-	-	-	-	-	-	-
Total Hospital Personnel	408	343	347	353	356	355	355
Total personnel cost (R thousand)	101 207	106 728	117 428	128 002	128 834	128 834	135 858
Unit cost (R thousand)	248	311	338	363	362	363	383

PROVINCIAL NOTICE 74 OF 2019**MPUMALANGA PROVINCIAL TREASURY**

In accordance with section 30(2)(a)(ii) of the Division of Revenue Bill, 2019, I hereby give notice of the transfers made to each school for the 2019 Medium Term Expenditure Framework (MTEF) as set out in the attached schedule.



HON. SE KHOLWANE, MPL

**MEC: DEPARTMENT OF FINANCE, ECONOMIC DEVELOPMENT AND TOURISM
MPUMALANGA PROVINCIAL GOVERNMENT**

DEPARTMENT OF EDUCATION
ALLOCATIONS TO SECTION 21 SCHOOLS

Bohlabela, Ehlanzeni, Gert Sibande and Nkangala Districts

Transferring Department	Department of Education
Purpose of Allocation	To enable public schools including no fee schools to procure educational related items
Measurable Outputs	Schools will be able to procure the following items as stipulated in the paper budget: payment of telephone bills, stationery for the school offices and cleaning material, consumable curriculum material, payment of municipal services, payment of labour saving devices, and day to day maintenance of the schools buildings and premises.
Conditions of the transfers	<p>The funds are only transferred if latest audited/ reviewed financial statements as regulated by SASA (South African Schools Act) and certificates of written assurance are submitted by the school</p> <p>The school needs to compile a budget indicating how funds will be utilized</p> <p>The funds are to be used for curriculum and educational related matters and also in keeping with Section 104 of the South African Schools Act (SASA), Act no. 84 of 1996</p> <p>Records of all purchases must be kept safe and made available whenever requested in line with Sections 109 and 110 of SASA.</p> <p>If a need arises to use the funds for anything not stipulated above, the School Governing Body must apply in writing to the district manager, for permission to use the funds for other items.</p> <p>Schools should comply with the Financial Reporting Framework for Schools as approved by the MEC – Education.</p>
Allocation Criteria	Based on obligation of the Provincial Department to provide funding to schools so that the schools will be able to function optimally.
Monitoring Systems	Annual submission of audited financial statements by schools to district offices and through school visits by personnel from district offices to check on the use of the funds
Budget on which transfer is shown	The budget where these transfers are shown is under the economic classification payment of transfers and subsidies in Programme 2: Public Ordinary schools under sub Programmes: Public Primary– and Public Secondary schools
Past Performance	Transfers are paid by district offices. Delays in the transferring of funds occur if schools do not submit the audited financial statements on time
Projected Life	01 April 2019 – 31 March 2020
Capacity and Preparedness of the Transferring Department	District staff and staff from head office will work together in dealing with complaints that come from schools
Payment Schedule	Funds are transferred in two installments. The first one (50% of the allocated paper budget) happens on or before the 15th of May, the second installment happens on or before the 15th of November (50% of the allocated paper budget).

SECTION 21 FEE SCHOOLS

School Name	Emis Number	Phase	District	Educators	Non Educators	Quintiles	Learners	Main Appropriation 2018/19	Adjusted Appropriation	Revised Estimates	2019/20	2020/21	2021/22
MOUNTAIN VIEW SCHOOL	800003661	Combined	EHLANZENI	19	4	4	641	201 515	201 515	201 515	203 417	215 419	227 482
HOERSKOOI BARBERTON	800005710	Secondary	EHLANZENI	29	5	4	715	223 945	223 945	223 945	220 089	233 074	246 126
LAERSKOOI BARBERTON	800009887	Primary	EHLANZENI	32	6	4	1061	328 823	328 823	328 823	323 100	342 163	361 324
BARBERTON COMBINED SCHOOL	80000653	Combined	EHLANZENI	19	4	4	519	164 535	164 535	164 535	161 735	171 277	180 869
SUKERLAND SECONDARY SCHOOL	80002509	Secondary	EHLANZENI	41	9	4	1104	341 856	341 856	341 856	341 259	361 393	381 631
NELSVILLE SCHOOL	800116526	Combined	EHLANZENI	19	4	4	683	214 246	214 246	214 246	215 027	227 714	240 456
VALENCIA COMBINED SCHOOL	800024521	Combined	EHLANZENI	35	6	4	1036	321 244	321 244	321 244	315 857	334 281	353 001
GRASKOP PRIMARY SCHOOL	800069167	Primary	BOHLABELA	10	2	4	372	119 978	119 978	119 978	117 674	124 617	131 596
PANORAMA SECONDARY SCHOOL	800032631	Secondary	BOHLABELA	15	3	4	237	79 057	79 057	79 057	80 756	85 521	90 310
KAAPMUUDEN PRIMARY SCHOOL	800009258	Primary	EHLANZENI	10	2	4	344	111 490	111 490	111 490	124 274	131 553	138 920
LAERSKOOI AMSTERDAM	800008946	Primary	GERT SIBANDE	8	2	4	134	47 837	47 837	47 837	48 306	51 106	54 021
LAERSKOOI BADPLAAS	800008953	Primary	GERT SIBANDE	11	3	4	344	111 490	111 490	111 490	115 589	122 408	129 293
LAERSKOOI GREYLINGSTAD	800009175	Primary	GERT SIBANDE	5	1	4	121	43 867	43 867	43 867	45 543	46 112	48 694
LAERSKOOI GROOTVLEI	800009183	Primary	GERT SIBANDE	7	2	4	153	53 587	53 587	53 587	50 587	53 676	56 584
GEKOMBINEERDE SKOOL BALFOUR	800004495	Combined	GERT SIBANDE	25	5	4	527	156 961	156 961	156 961	168 584	178 530	188 528
BALFOUR PRIMARY SCHOOL	800000489	Primary	GERT SIBANDE	24	5	4	763	238 484	238 484	238 484	231 700	245 370	259 111
BREYTEN PRIMARY SCHOOL	800009027	Primary	GERT SIBANDE	16	3	4	484	156 957	156 957	156 957	159 056	168 440	177 873
LAERSKOOI LDIHAIR	800009407	Primary	GERT SIBANDE	5	1	4	89	34 198	34 198	34 198	34 610	36 652	38 705
CAROLINA COMBINED SCHOOL	800001941	Combined	GERT SIBANDE	28	5	4	864	269 110	269 110	269 110	246 586	261 135	275 759
CAROLINA AKADEMIESE SKOOL	800004481	Combined	GERT SIBANDE	26	5	4	460	149 380	149 380	149 380	149 529	156 351	167 219
NORGENZON LANDBOU AKADEMIE	800004507	Combined	GERT SIBANDE	18	4	4	322	104 823	104 823	103 086	109 168	115 281	121 887
LAERSKOOI KIRKHOFF	800009282	Primary	GERT SIBANDE	6	2	4	144	50 867	50 867	50 867	50 867	53 676	56 684
THISTLE GROVE COMBINED SCHOOL	800023178	Combined	GERT SIBANDE	44	9	4	1318	405 116	405 116	405 116	415 990	440 216	464 868
OSIZWENI PRIMARY SCHOOL	800017806	Combined	GERT SIBANDE	69	8	4	2239	695 889	695 889	695 889	690 110	699 053	738 211
OSIZWENI SECONDARY SCHOOL	800012617	Secondary	GERT SIBANDE	38	8	4	1313	405 206	405 206	405 206	435 539	461 024	489 841
LAERSKOOI TRICHARDT	800009720	Primary	GERT SIBANDE	12	3	4	414	132 708	132 708	132 708	112 019	118 627	125 270
LAERSKOOI SECUNDA	800009638	Primary	GERT SIBANDE	15	3	4	462	147 258	147 258	147 258	164 416	174 117	183 888
SASOLIA PRIMARY SCHOOL	800019027	Primary	GERT SIBANDE	28	5	4	1046	324 275	324 275	324 275	326 373	345 629	364 984
LAERSKOOI LEANDRA	800009394	Primary	GERT SIBANDE	12	3	4	403	128 374	128 374	128 374	128 089	136 282	143 914
LAERSKOOI PIET RETIEF	800009593	Primary	GERT SIBANDE	27	5	4	851	265 169	265 169	265 169	265 169	275 952	291 405
LAERSKOOI WITTENBERG	800009761	Primary	GERT SIBANDE	6	2	4	122	44 199	44 199	44 199	42 946	45 480	48 027
STANWIST COMBINED SCHOOL	800022418	Combined	GERT SIBANDE	33	6	4	1033	320 336	320 336	309 702	327 974	346 341	364 437
HOERSKOOI STANDERTON	800005658	Secondary	GERT SIBANDE	36	8	4	767	239 706	239 706	239 706	236 463	250 414	264 437
VOLKSRUST PRIMARY SCHOOL	800024711	Primary	GERT SIBANDE	9	2	4	320	104 216	104 216	104 216	238 931	242 438	256 015
HOERSKOOI VOLKSRUST	800005691	Secondary	GERT SIBANDE	21	4	4	560	175 963	175 963	175 963	176 324	186 727	197 184
LAERSKOOI AMERSFOORT	800008938	Primary	GERT SIBANDE	6	2	4	141	49 959	49 959	50 300	53 363	56 351	59 340
LAERSKOOI PIONIER	800009571	Primary	GERT SIBANDE	23	4	4	688	215 761	215 761	215 761	198 059	209 743	221 489
LAERSKOOI DELMAS	800009078	Primary	NKANGALA	25	5	4	766	239 405	239 405	239 405	242 417	256 720	271 098
LAERSKOOI ELOFF	800009126	Primary	NKANGALA	11	3	4	256	84 818	84 818	84 818	82 840	87 728	92 641
HOERSKOOI DELMAS	800005789	Secondary	NKANGALA	29	5	4	675	211 821	211 821	211 821	187 340	198 393	209 503
LAERSKOOI SINDRA	800009886	Primary	NKANGALA	10	2	4	352	126 041	126 041	126 041	131 859	139 434	147 242
CARISKA PRIMARY SCHOOL	800008052	Primary	NKANGALA	18	4	4	630	198 180	198 180	198 180	194 782	206 274	217 826
LAERSKOOI TAALFEES	800009896	Primary	NKANGALA	28	5	4	933	299 712	299 712	299 712	310 594	328 919	347 338
GEKOMBINEERDE SKOOL OGIES	800017590	Combined	NKANGALA	21	4	4	464	147 864	147 864	147 864	145 362	153 936	162 559
LAERSKOOI KLIPFONTEIN	800005290	Primary	NKANGALA	40	8	4	1280	395 204	395 204	395 204	388 296	411 209	434 237
HOERSKOOI PATRIOT	800005900	Secondary	NKANGALA	29	5	4	862	268 503	268 503	268 503	263 865	279 420	295 060
LAERSKOOI KRIELPARK	800009357	Primary	NKANGALA	14	3	4	407	130 587	130 587	130 587	137 025	145 109	153 235
HOERSKOOI REYNOPARK	800005926	Secondary	NKANGALA	29	5	4	687	215 458	215 458	215 458	211 753	224 246	236 804
LAERSKOOI ONVERWACHT	800009514	Primary	NKANGALA	17	4	4	512	162 414	162 414	162 414	157 865	167 179	176 541
HOERSKOOI KRIEL	800006550	Secondary	NKANGALA	37	8	4	950	298 208	298 208	298 208	287 968	304 956	322 036
ALLENDALE SECONDARY SCHOOL	800000075	Secondary	NKANGALA	13	3	4	372	119 978	119 978	119 978	115 887	122 724	129 587
LAERSKOOI TASBETPARK	800009704	Primary	NKANGALA	23	4	4	798	248 104	248 104	248 104	249 859	264 601	278 419
GREENDALE SCHOOL	800004770	Combined	NKANGALA	42	9	4	1252	398 841	398 841	391 575	414 678	437 900	461 122
LAERSKOOI REYNORF	800009597	Primary	NKANGALA	25	5	4	958	300 935	300 935	300 935	306 672	345 946	365 319
LAERSKOOI KOORNFOONTEIN	800009324	Primary	NKANGALA	9	2	4	237	79 057	79 057	79 057	84 627	89 620	94 620
HOERSKOOI MIDDELBURG	800005876	Secondary	NKANGALA	43	9	4	1050	325 488	325 488	325 488	319 829	338 655	357 822
WTS MIDDELBURG	800004946	Secondary	NKANGALA	56	9	4	1203	371 864	371 864	371 864	365 376	386 933	408 601
MMS PRIMARY SCHOOL	800011486	Combined	NKANGALA	24	5	4	710	222 429	222 429	218 600	231 487	244 461	257 435
MIDDELBURG PRIMARY SCHOOL	800014282	Primary	NKANGALA	27	5	4	828	258 158	258 158	258 158	253 731	268 701	283 748
HENDRINA PRIMARY SCHOOL	800005086	Primary	NKANGALA	41	9	4	1482	456 432	456 432	456 432	1 017 331	1 077 354	1 137 686
MIDDELBURG COMBINED SCHOOL	800014274	Combined	NKANGALA	52	9	4	1476	454 614	454 614	454 614	457 667	484 669	511 810
LAERSKOOI KRAGVELD	800009340	Primary	NKANGALA	13	3	4	368	119 068	119 068	119 068	106 635	116 103	122 605
HAMELFONTEIN PRIMARY SCHOOL	800005017	Primary	NKANGALA	2	0	4	42	29 544	29 544	29 544			
LAERSKOOI RIEFKUIJL	800003805	Primary	NKANGALA	10	2	4	338	109 672	109 672	109 672	126 913	134 380	141 918
GEKOMBINEERDE SKOOL HENDRINA	800004499	Combined	NKANGALA	15	3	4	353	114 218	114 218	114 218	118 565	125 560	132 591
HOERSKOOI KANONKOP	800005843	Secondary	NKANGALA	25	5	4	498	158 170	158 170	158 170	156 484	164 658	173 879
STEELCREST HIGH SCHOOL	800022434	Secondary	NKANGALA	25	5	4	765	239 100	239 100	239 100	231 105	244 740	258 445
LAERSKOOI KANONKOP	800009274	Primary	NKANGALA	24	5	4	716	224 248	224 248	224 248	220 387	233 990	246 460
LAERSKOOI DEHNESIG	800009084	Primary	NKANGALA	18	4	4	552	176 054	176 054	176 054	161 736	171 277	180 859
BEUPAST AKADEMIE	800004473	Combined	NKANGALA	25	5	4	736	230 310	230 310	230 310	215 326	228 030	240 800
LAERSKOOI OOSTERLUIJ	800009622	Primary	NKANGALA	6	2	4	146	51 473	51 473	51 473	50 985	53 993	57 017
LAERSKOOI MALELANE	800009431	Primary	EHLANZENI	13	3	5	391	46 653	46 653	46 653	45 778	48 479	51 194
LAERSKOOI LAEVELD	800005381	Primary	EHLANZENI	28	5	5	865	94 456	94 456	94 456	93 851	99 386	104 954
NELSPRUIT PRIMARY SCHOOL	800016592	Primary	EHLANZENI	34	6	5	1137	121 887	121 887	121 887	121 092	128 236	135 417

KLIPSPRINGER PRIMARY SCHOOL	800098177	Primary	EHLANZENI	14	3	5	511	58 754	58 754	58 754	58 368	61 843	65 308
LAERSKOOI BERGLAND	800099001	Primary	EHLANZENI	26	5	5	781	85 984	85 984	85 984	86 544	94 827	100 137
LAERSKOOI OLIVIA	800099090	Primary	EHLANZENI	8	2	5	207	31 036	31 036	31 036	31 284	33 130	34 985
HOERSKOOI BERGLAM	800005744	Secondary	EHLANZENI	39	8	5	665	103 633	103 633	103 633	102 965	109 040	115 146
LAERSKOOI NELSPRUIT	800099480	Primary	EHLANZENI	33	6	5	1075	115 635	115 635	115 635	114 883	121 601	128 474
LOWVELD HIGH SCHOOL	800010736	Secondary	EHLANZENI	45	9	5	1158	124 005	124 005	124 005	123 764	134 636	140 755
HOERSKOOI LYDENBURG	800005689	Secondary	BOHLABELA	45	9	5	1082	116 342	116 342	116 342	114 281	121 024	127 801
LAERSKOOI LYDENBURG	800009415	Primary	BOHLABELA	37	8	5	1201	128 342	128 342	128 342	133 912	141 813	149 755
LAERSKOOI SABIE	800099621	Primary	BOHLABELA	14	3	5	367	43 728	43 728	43 728	43 675	46 252	48 842
HOERSKOOI SYBRAND VAN NIEKERK	800005975	Secondary	BOHLABELA	29	5	5	668	74 588	74 588	74 588	73 620	77 964	82 330
HOERSKOOI NELSPRUIT	800005684	Secondary	EHLANZENI	52	9	5	1314	139 739	139 739	139 739	148 433	157 191	165 994
KOMATIPOORT AKADEMIE	800009316	Combined	EHLANZENI	18	4	5	525	60 167	60 167	59 759	63 327	66 873	
LAERSKOOI SKUKUZA	800099647	Primary	EHLANZENI	7	2	5	186	30 648	30 648	30 648	30 771	32 586	34 411
LAERSKOOI NUMBI	800009498	Primary	EHLANZENI	14	3	5	467	56 335	56 335	56 335	58 597	62 054	65 529
HOERSKOOI ROB FERREIRA	800005934	Secondary	EHLANZENI	30	6	5	804	88 304	88 304	88 304	87 741	92 918	98 121
VICTORY PARK PRIMARY SCHOOL	800024661	Combined	EHLANZENI	36	8	5	1174	125 620	125 620	125 620	123 677	130 734	138 023
LAERSKOOI WITRIVIER	800099753	Primary	EHLANZENI	36	8	5	1114	119 568	119 568	119 568	125 197	132 584	140 009
HOERSKOOI VOOGTENHOUT	800005635	Secondary	GERT SIBANDE	31	6	5	720	79 632	79 632	79 632	78 027	82 631	87 238
LAERSKOOI IMRIETJIE VAN NIEKERK	800009466	Primary	GERT SIBANDE	14	3	5	365	44 132	44 132	44 132	46 879	49 645	52 425
LAERSKOOI H M SWART	800009191	Primary	GERT SIBANDE	19	4	5	581	65 814	65 814	65 814	123 294	130 568	137 880
ERMELO PRIMARY SCHOOL	800039113	Primary	GERT SIBANDE	13	3	5	296	47 157	47 157	47 157	47 782	50 601	53 435
HOERSKOOI ERMELO	800005789	Secondary	GERT SIBANDE	38	8	5	652	72 975	72 975	72 975	67 611	71 600	75 610
NETHERLAND PARK SECONDARY SCHOOL	800036526	Secondary	GERT SIBANDE	12	3	5	596	67 328	67 328	67 328	70 515	74 675	78 657
ERMELO INDIAN COMBINED SCHOOL	800003897	Combined	GERT SIBANDE	16	3	5	451	52 704	52 704	52 704	51 788	54 843	57 914
LAERSKOOI ERMELO	800009134	Primary	GERT SIBANDE	25	5	5	809	88 607	88 607	88 607	86 242	93 448	98 681
HTS LIOBRON	800004937	Secondary	GERT SIBANDE	37	8	5	861	94 052	94 052	94 052	91 247	96 631	102 042
LAERSKOOI JJ VAN DER MERWE	800009225	Primary	GERT SIBANDE	30	5	5	977	105 751	105 751	105 751	106 369	112 645	118 953
LAERSKOOI GOEDEHOOP	800009142	Primary	GERT SIBANDE	28	5	5	905	98 450	98 450	98 450	91 247	96 631	102 042
TP STRATTEN PRIMARY SCHOOL	800002640	Primary	GERT SIBANDE	27	5	5	877	95 666	95 666	95 666	94 851	100 447	106 073
HIGHVELD PARK HIGH SCHOOL	800005116	Secondary	GERT SIBANDE	27	5	5	730	80 842	80 842	80 842	80 330	85 069	89 835
HIGHVELD RIDGE PRIMARY SCHOOL	800009124	Primary	GERT SIBANDE	26	5	5	858	93 851	93 851	93 851	93 049	98 539	104 057
HOERSKOOI EVANDER	800005733	Secondary	GERT SIBANDE	33	6	5	833	91 228	91 228	91 228	88 845	95 146	100 473
LAERSKOOI ORANJEDIGED	800009530	Primary	GERT SIBANDE	29	5	5	941	102 121	102 121	102 121	105 365	111 585	117 835
HOERSKOOI OOSTERLAND	800005862	Secondary	GERT SIBANDE	30	5	5	862	73 984	73 984	73 984	83 434	86 367	93 305
LAERSKOOI HOEVELD	800009217	Primary	GERT SIBANDE	19	4	5	562	66 923	66 923	66 923	68 412	72 448	76 505
HOERSKOOI SECUNDA	800005942	Secondary	GERT SIBANDE	41	9	5	1025	110 592	110 592	110 592	108 173	114 565	120 970
LAERSKOOI KRUIJNPARK	800009365	Primary	GERT SIBANDE	21	4	5	722	80 035	80 035	80 035	78 727	83 372	88 041
HOERSKOOI PIET RETIEF	800005918	Secondary	GERT SIBANDE	30	5	5	740	81 846	81 846	81 846	80 631	85 600	90 394
LAERSKOOI STANDERTON	800009662	Primary	GERT SIBANDE	21	4	5	637	71 462	71 462	71 462	68 513	72 555	76 618
LAERSKOOI JEUGKRAG	800009233	Primary	GERT SIBANDE	20	4	5	616	69 344	69 344	69 344	68 213	73 297	77 402
LAERSKOOI KALIE DE HAAS	800009266	Primary	GERT SIBANDE	14	3	5	484	56 031	56 031	56 031	54 091	57 282	60 490
STANDERTON PRIMARY SCHOOL	800022362	Primary	GERT SIBANDE	14	3	5	491	53 712	53 712	53 712	53 188	56 326	59 480
HTS WITBANK	800004652	Secondary	NKANGALA	43	9	5	1044	112 508	112 508	112 508	111 778	118 373	125 002
HOERSKOOI GENERAAL HERTZOG	800005601	Secondary	NKANGALA	43	9	5	1027	110 753	110 753	110 753	100 861	106 812	112 793
ROBERT CARLUTHERS PRIMARY SCHOOL	800019471	Primary	NKANGALA	29	5	5	1003	108 375	108 375	108 375	108 073	114 449	120 668
WITBANK HIGH SCHOOL	800005478	Secondary	NKANGALA	30	5	5	899	94 858	94 858	94 858	105 985	112 221	118 505
LAERSKOOI PANORAMA	800009548	Primary	NKANGALA	22	4	5	760	83 967	83 967	83 967	87 041	92 175	97 338
LAERSKOOI KRAGERON	800009332	Primary	NKANGALA	35	6	5	1130	121 182	121 182	121 182	121 482	128 680	135 955
LAERSKOOI DOUWAPARK	800009100	Primary	NKANGALA	35	6	5	1131	121 283	121 283	121 283	134 710	141 458	148 308
LAERSKOOI STAATSPRESIDENT C R SWART	800009654	Primary	NKANGALA	34	6	5	1115	119 668	119 668	119 668	104 966	111 109	117 384
EASTDENIE COMBINED SCHOOL	800003661	Combined	NKANGALA	50	9	5	1652	177 856	177 856	177 856	167 265	176 804	186 034
LAERSKOOI MIDDELBURG	800009464	Primary	NKANGALA	41	9	5	1107	118 862	118 862	118 862	111 878	118 479	125 114
LAERSKOOI UITKYK	800009746	Primary	NKANGALA	3	0	5	47	28 081	28 081	28 081	29 503	31 244	32 994
LAERSKOOI MACHADO	800009423	Primary	NKANGALA	6	2	5	174	30 426	30 426	30 426	124 446	131 791	139 171

SECTION 21 NO FEE SCHOOLS

School Name	Enix Number	Phase	District	Educators	Non Educators	Quintiles	Learners	Main Appropriation/2018/19	Adjusted Appropriation	Revised Estimates	2018/20	2020/21	2021/22
FLOSAPHOPH PRIMARY SCHOOL	802005150	Primary	BOHLABELA	8	2	1	268	189 904	189 904	189 904	189 904	175 983	185 649
MONANEWE PRIMARY SCHOOL	802005158	Primary	BOHLABELA	8	2	1	238	152 380	152 380	152 380	151 534	180 078	182 274
MAFEMANI KOLABO'S SECONDARY SCHOOL	802005157	Secondary	BOHLABELA	36	8	1	1438	880 509	880 509	880 509	889 728	1 048 155	1 158 802
MOJAKADI PRIMARY SCHOOL	802005161	Primary	BOHLABELA	6	2	1	178	115 331	115 331	115 331	133 734	130 734	130 734
MOPIHA COMBINED SCHOOL	802005165	Combined	BOHLABELA	14	3	1	411	256 847	256 847	256 847	283 336	284 168	320 881
MPHAKUPANA PRIMARY SCHOOL	802005164	Primary	BOHLABELA	25	4	1	934	588 425	588 425	588 425	628 710	674 276	712 035
NDIKHONKHONYAMA SECONDARY SCHOOL	802005163	Secondary	BOHLABELA	14	3	1	373	233 787	233 787	233 787	238 416	250 285	284 385
MAVANELA HIGHER PRIMARY SCHOOL	802005162	Primary	BOHLABELA	7	2	1	160	122 619	122 619	122 619	141 548	153 074	161 648
MALAMULE HIGH SCHOOL	802005161	Secondary	BOHLABELA	14	3	1	378	236 803	236 803	236 803	250 031	243 603	277 245
MAHIVISO SECONDARY SCHOOL	802005160	Secondary	BOHLABELA	14	3	1	443	278 282	278 282	278 282	309 196	307 436	345 776
MAGISIANA SECONDARY SCHOOL	802005156	Secondary	BOHLABELA	14	3	1	674	416 583	416 583	416 583	459 226	469 320	513 554
MMHAKUPANA PRIMARY SCHOOL	802005201	Primary	BOHLABELA	10	2	1	331	208 257	208 257	208 257	233 647	236 642	260 105
MUDJELA PRIMARY SCHOOL	802005206	Primary	BOHLABELA	10	2	1	312	196 716	196 716	196 716	207 636	219 936	232 256
HEOMANI SECONDARY SCHOOL	802005188	Secondary	BOHLABELA	33	5	1	1064	653 455	653 455	653 455	698 636	736 856	781 288
MABARHLE HIGH SCHOOL	802005198	Secondary	BOHLABELA	43	9	1	1071	657 707	657 707	657 707	749 884	762 327	814 937
MADIBA HIGH SCHOOL	802005197	Secondary	BOHLABELA	22	4	1	340	401 389	401 389	401 389	451 589	418 007	439 325
MADQULU PRIMARY SCHOOL	802005199	Primary	BOHLABELA	12	3	1	374	234 374	234 374	234 374	257 374	262 386	282 338
MAKETE PRIMARY SCHOOL	802005202	Primary	BOHLABELA	16	4	1	594	361 920	361 920	361 920	395 628	408 571	451 451
MAHLEHLOA HIGHER PRIMARY SCHOOL	802005181	Primary	BOHLABELA	42	9	1	892	548 988	548 988	548 988	592 443	618 607	693 348
BONDENZI HIGH SCHOOL	802005183	Secondary	BOHLABELA	15	3	1	415	259 275	259 275	259 275	331 594	340 582	380 554
MADIKALA HIGH SCHOOL	802005188	Secondary	BOHLABELA	26	5	1	834	513 762	513 762	513 762	557 108	557 007	627 101
PHULANE HIGH SCHOOL	802005209	Secondary	BOHLABELA	16	3	1	413	258 081	258 081	258 081	277 614	284 311	310 792
THIANI PRIMARY SCHOOL	802005213	Primary	BOHLABELA	19	4	1	679	419 621	419 621	419 621	434 895	469 638	486 423
MUYELANI PRIMARY SCHOOL	802005214	Primary	BOHLABELA	18	4	1	602	372 654	372 654	372 654	381 553	414 652	437 878
HELANGANI PRIMARY SCHOOL	802005189	Primary	BOHLABELA	9	2	1	286	180 927	180 927	180 927	219 623	229 404	242 251
DYONDZENI PRIMARY SCHOOL	802005184	Primary	BOHLABELA	16	4	1	530	326 123	326 123	326 123	368 016	387 611	420 517
HEBEMANDA PRIMARY SCHOOL	802005185	Primary	BOHLABELA	13	3	1	458	285 599	285 599	285 599	307 915	326 086	344 347
LOWER KALANGA PRIMARY SCHOOL	802005194	Primary	BOHLABELA	12	3	1	368	230 736	230 736	230 736	232 585	249 258	260 101
HEMSE JHAKA PRIMARY SCHOOL	802005203	Primary	BOHLABELA	25	5	1	725	458 859	458 859	458 859	547 598	568 286	612 328
JAKHAKHAKA PRIMARY SCHOOL	802005191	Primary	BOHLABELA	11	3	1	374	234 374	234 374	234 374	257 374	262 386	282 338
MAN MACKINDI HIGH SCHOOL	802005191	Secondary	BOHLABELA	11	3	1	374	234 374	234 374	234 374	257 374	262 386	282 338
MULABE PRIMARY SCHOOL	802005201	Primary	BOHLABELA	22	4	1	670	414 153	414 153	414 153	420 825	449 754	470 718
J.J. MATSANA PRIMARY SCHOOL	802005192	Primary	BOHLABELA	10	2	1	256	167 000	167 000	167 000	185 341	196 276	207 287
BABATI PRIMARY SCHOOL	802005178	Primary	BOHLABELA	16	3	1	495	307 895	307 895	307 895	328 434	345 684	365 053
EHANDZIKHE PRIMARY SCHOOL	802005210	Primary	BOHLABELA	13	3	1	393	245 915	245 915	245 915	260 591	276 054	293 657
LUKA HIGH SCHOOL	802005195	Secondary	BOHLABELA	23	4	1	608	376 407	376 407	376 407	349 417	370 033	380 755
HEUNDZUKANI PRIMARY SCHOOL	802005190	Primary	BOHLABELA	16	3	1	512	318 191	318 191	318 191	340 450	360 568	380 790
FARVIEW PRIMARY SCHOOL	802004176	Primary	EHLANZENZI	23	4	1	754	465 173	465 173	465 173	493 627	477 522	564 274
AMON AKOSI PRIMARY SCHOOL	802005181	Primary	EHLANZENZI	18	4	1	681	420 635	420 635	420 635	471 357	489 187	527 120
KAMPULALI PRIMARY SCHOOL	802007203	Primary	EHLANZENZI	10	2	1	336	193 075	193 075	193 075	194 918	205 448	217 877
HOWARDI PRIMARY SCHOOL	802005187	Primary	BOHLABELA	17	4	1	549	348 754	348 754	348 754	374 160	384 746	418 007
HEKILALI PRIMARY SCHOOL	802005195	Primary	BOHLABELA	16	3	1	545	338 234	338 234	338 234	355 623	376 795	387 696
BOMBANI SENIOR SECONDARY SCHOOL	802005148	Secondary	BOHLABELA	22	4	1	658	407 473	407 473	407 473	424 114	449 137	474 288
CHARLEY MBEHLANGE PRIMARY SCHOOL	802005143	Primary	BOHLABELA	13	3	1	411	256 847	256 847	256 847	283 782	274 009	308 375
DUMPHIES COMBINED SCHOOL	802005150	Combined	BOHLABELA	10	2	1	240	152 988	152 988	152 988	169 856	176 666	189 592
ERIC KUMALO HIGH SCHOOL	802005151	Secondary	BOHLABELA	30	5	1	881	420 835	420 835	420 835	471 091	441 686	469 434
SAMUEL MHLANGA PRIMARY SCHOOL	802005148	Primary	BOHLABELA	14	3	1	402	251 379	251 379	251 379	277 444	289 577	305 763
EZROM PRIMARY SCHOOL	802005152	Primary	BOHLABELA	23	4	1	754	465 466	465 466	465 466	525 177	559 339	590 652
GODFREY HIGH SCHOOL	802005154	Secondary	BOHLABELA	14	3	1	410	256 240	256 240	256 240	281 551	277 406	282 641
MZIMBA SECONDARY SCHOOL	802005167	Secondary	BOHLABELA	19	4	1	301	180 035	180 035	180 035	200 035	213 603	227 245
KHONKHONYAMA MAMAMULE (LOWER) PRIMARY SCHOOL	802005175	Primary	BOHLABELA	11	3	1	386	241 682	241 682	241 682	260 676	276 054	291 515
WASHANI HIGHER PRIMARY SCHOOL	802005175	Primary	BOHLABELA	18	4	1	542	338 412	338 412	338 412	378 213	354 876	383 026
THULI MAMAMULE LOWER PRIMARY SCHOOL	802005171	Primary	BOHLABELA	17	4	1	547	338 412	338 412	338 412	378 213	354 876	383 026
SONYKE PRIMARY SCHOOL	802005172	Primary	BOHLABELA	12	3	1	384	240 446	240 446	240 446	257 614	267 862	282 947
SONZENI PRIMARY SCHOOL	802005171	Primary	BOHLABELA	24	5	1	736	454 240	454 240	454 240	487 487	512 013	540 086
SABAKA PRIMARY SCHOOL	802005172	Primary	BOHLABELA	8	2	1	254	157 563	157 563	157 563	193 222	204 538	215 835
MBANGATHI PRIMARY SCHOOL	802016971	Primary	EHLANZENZI	5	1	1	96	64 920	64 920	64 920	91 418	96 812	102 233
JABULANI PRIMARY SCHOOL	802009294	Primary	EHLANZENZI	7	2	1	203	130 515	130 515	130 515	124 070	131 395	138 748
SOSHANGANE SECONDARY SCHOOL	80202186	Secondary	EHLANZENZI	44	9	1	1104	677 749	677 749	677 749	647 502	665 759	724 711
MHLOSHENI PRIMARY SCHOOL	802014225	Primary	EHLANZENZI	15	3	1	474	295 111	295 111	295 111	314 303	332 847	351 496
SHOWAYE BOARDING SCHOOL	802020578	Secondary	EHLANZENZI	13	3	1	655	405 043	405 043	405 043	425 598	429 533	453 832
MANZOLU SECONDARY SCHOOL	802012443	Secondary	EHLANZENZI	36	8	1	1032	634 020	634 020	634 020	649 287	684 148	722 745
EMTUNTUNI PRIMARY SCHOOL	802003840	Combined	EHLANZENZI	32	6	1	1053	646 774	646 774	646 774	689 717	705 053	745 802
MBANTYANE SECONDARY SCHOOL	802003879	Secondary	EHLANZENZI	35	8	1	784	471 246	471 246	471 246	475 187	503 223	531 403
MALABA COMBINED SCHOOL	802014167	Combined	EHLANZENZI	26	5	1	851	524 027	524 027	524 027	559 923	579 785	617 496
SOGLALA PRIMARY SCHOOL	80201191	Primary	EHLANZENZI	21	4	1	638	384 719	384 719	384 719	414 746	418 007	441 445
MAKULU COMBINED SCHOOL	802011568	Combined	EHLANZENZI	28	5	1	858	528 889	528 889	528 889	510 854	543 112	573 526
MAKULUBA COMBINED SCHOOL	802011561	Combined	EHLANZENZI	20	4	1	704	434 804	434 804	434 804	421 559	448 431	471 431
MAGDGENI PRIMARY SCHOOL	802011338	Primary	EHLANZENZI	26	5	1	804	507 688	507 688	507 688	530 730	562 042	593 517
BUKHOSIBETI PRIMARY SCHOOL	802001743	Primary	EHLANZENZI	31	6	1	1128	692 935	692 935	692 935	693 957	696 413	672 052
NOLEMANE PRIMARY SCHOOL	80201677	Primary	EHLANZENZI	21	4	1	697	430 553	430 553	430 553	484 125	512 688	541 369
MOZILI SECONDARY SCHOOL	802026344	Secondary	EHLANZENZI	24	5	1	651	341 878	341 878	341 878	316 411	335 256	367 106
SIFUNDZENI HAYA PRIMARY SCHOOL	802003098	Primary	EHLANZENZI	25	5	1	740	456 669	456 669	456 669	517 323	547 845	578 624
MOGODDI PRIMARY SCHOOL	802014384	Combined	EHLANZENZI	28	5	1	882	542 916	542 916	542 916	548 537	580 975	613 510
MANWEWE PRIMARY SCHOOL	802013524	Primary	EHLANZENZI	21	4	1	607	375 880	375 880	375 880	377 506	389 781	422 138
DNEXOPHES COMBINED SCHOOL	802003824	Combined	EHLANZENZI	35	8	1	1238	751 848	751 848	751 848	816 127	864 257	910 655
FANZAL PRIMARY SCHOOL	802001923	Combined	EHLANZENZI	14	3	1	453	288 650	288 650	288 650	325 802	332 802	367 802
JOSEPH MABEHLA PRIMARY SCHOOL	802004167	Primary	EHLANZENZI	27	5	1	888	469 878	469 878	469 878	523 678	558 931	584 651
NASABENDI SECONDARY SCHOOL	802019848	Secondary	EHLANZENZI	37	8	1	937	576 311	576 311	576 311	579 023	579 023	602 808
SCHILIZEMDALI PRIMARY SCHOOL	802019852	Primary	EHLANZENZI	23	4	1	752	488 252	488 252	488 252	482 847	511 336	536 071
LOMATIDRALI PRIMARY SCHOOL	802010548	Primary	EHLANZENZI	18	4	1	586	362 528	362 528	362 528	428 230	454 544	478 658
IBETUTULUO PRIMARY SCHOOL	80201875	Primary	EHLANZENZI	23	4	1	770	474 860	474 860	474 860	504 554	534 323	564 245
PHAKAMANI PRIMARY SCHOOL	802018085	Primary	EHLANZENZI	30	5	1	1070	657 099	657 099	657 099	699 683	688 615	737 377
CAMALAZA SECONDARY SCHOOL	802010718	Secondary	EHLANZENZI	34	6	1	800	547 774	547 774	547 774	582 443	619 807	651 348

[illegible]

School Name	Enix Number	Phase	District	Educators	Non Educators	Quintiles	Leamers	Main Appropriation/2018/19	Adjusted Appropriation	Revised Estimates	2018/20	2020/21	2021/22
NELINGELO PRIMARY SCHOOL	802036520	Primary	BOHLABELA	3	0	1	168	105 865	105 865	105 865	105 865	188 163	188 700
PANYANA SCHOOL	802036425	Primary	BOHLABELA	13	3	1	350	219 796	219 796	219 796	228 115	241 574	255 102
SIMBAMATANA PRIMARY SCHOOL	802036588	Primary	BOHLABELA	4	1	1	184	118 875	118 875	118 875	145 120	153 651	162 286
MOSANE PRIMARY SCHOOL	802036463	Primary	BOHLABELA	13	3	1	414	258 669	258 669	258 669	325 424	345 684	365 352
NELMANANOS SECONDARY SCHOOL	802036451	Secondary	BOHLABELA	20	4	1	556	344 914	344 914	344 914	371 677	387 734	417 885
NEWDEWEDZ PRIMARY SCHOOL	802036353	Primary	BOHLABELA	21	4	1	786	474 283	474 283	474 283	524 554	534 325	564 245
GOMSO SENIOR SECONDARY SCHOOL	802036454	Secondary	BOHLABELA	20	4	1	557	345 521	345 521	345 521	355 820	379 705	397 896
SALE PRIMARY SCHOOL	802036465	Primary	BOHLABELA	14	3	1	464	289 037	289 037	289 037	319 210	334 876	353 626
MHEWENATABA HIGH SCHOOL	802036497	Secondary	BOHLABELA	22	4	1	686	425 694	425 694	425 694	465 249	483 758	521 408
SIBOYE COMBINED SCHOOL	802036357	Combined	BOHLABELA	24	5	1	783	482 785	482 785	482 785	492 413	457 895	483 589
MZANKEDEWA SECONDARY SCHOOL	802036450	Secondary	BOHLABELA	14	3	1	454	282 864	282 864	282 864	273 444	289 577	305 703
SOSHANGANA HIGH SCHOOL	802036450	Secondary	BOHLABELA	27	5	1	797	491 260	491 260	491 260	515 420	545 818	578 384
TWAKULE PRIMARY SCHOOL	802036495	Primary	BOHLABELA	13	3	1	453	282 355	282 355	282 355	252 376	267 266	282 233
KINGALA-MAXAMU PRIMARY SCHOOL	802036361	Primary	BOHLABELA	15	3	1	471	293 289	293 289	293 289	307 281	325 411	343 634
SAELAM PRIMARY SCHOOL	802036466	Primary	BOHLABELA	32	6	1	951	584 623	584 623	584 623	624 570	661 429	688 805
BOYOTONTO PRIMARY SCHOOL	802036428	Primary	BOHLABELA	23	4	1	674	538 056	538 056	538 056	551 714	585 583	619 725
NEOMA PRIMARY SCHOOL	802036443	Primary	BOHLABELA	9	4	1	228	146 307	146 307	146 307	163 449	181 903	198 409
B KHODZA PRIMARY SCHOOL	802036484	Primary	BOHLABELA	13	3	1	392	227 085	227 085	227 085	245 754	259 830	274 590
MATHAMBO PRIMARY SCHOOL	802036484	Primary	BOHLABELA	12	3	1	381	226 478	226 478	226 478	240 327	255 379	270 800
D.G. MASHEGO PRIMARY SCHOOL	802036438	Primary	BOHLABELA	9	2	1	263	166 656	166 656	166 656	189 185	207 771	219 408
ESSELAM PRIMARY SCHOOL	802036498	Primary	BOHLABELA	7	2	1	218	139 625	139 625	139 625	162 453	171 550	181 550
FREDDY SHOLE HIGH SCHOOL	802036438	Secondary	BOHLABELA	29	5	1	813	501 007	501 007	501 007	477 104	505 253	533 547
KUFAM WEZWE SECONDARY SCHOOL	802036491	Secondary	BOHLABELA	17	4	1	458	285 393	285 393	285 393	300 896	316 615	338 495
MALEMBENI PRIMARY SCHOOL	802036462	Primary	BOHLABELA	19	4	1	583	361 513	361 513	361 513	381 330	403 838	426 453
MASWAMENI PRIMARY SCHOOL	802036495	Primary	BOHLABELA	13	3	1	383	239 841	239 841	239 841	255 756	262 252	275 618
TIMBAVATI COMBINED PRIMARY SCHOOL	802036487	Primary	BOHLABELA	18	4	1	542	338 412	338 412	338 412	352 626	370 413	384 524
MUGISO PRIMARY SCHOOL	802036475	Primary	BOHLABELA	17	4	1	518	316 876	316 876	316 876	334 942	353 524	362 201
NEABENI PRIMARY SCHOOL	802036488	Primary	BOHLABELA	18	3	1	530	329 123	329 123	329 123	362 824	384 231	405 748
NEOTSONA HIGH SCHOOL	802036488	Secondary	BOHLABELA	19	4	1	530	321 802	321 802	321 802	343 499	365 282	375 828
PAZOS PRIMARY SCHOOL	802036483	Primary	BOHLABELA	21	4	1	535	448 345	448 345	448 345	515 303	544 255	574 255
SEOMANYA PRIMARY SCHOOL	802036483	Primary	BOHLABELA	10	2	1	394	228 901	228 901	228 901	243 436	257 691	272 226
ACORN - OAKS COMPREHENSIVE HIGH SCHOOL	802036522	Secondary	BOHLABELA	13	3	1	506	313 698	313 698	313 698	311 111	329 467	347 917
SHOBYANA SENIOR SECONDARY SCHOOL	802036495	Secondary	BOHLABELA	49	8	1	1826	996 616	996 616	996 616	1 031 258	1 090 102	1 153 290
LUMAKISA PREPARATORY SCHOOL	802036495	Primary	BOHLABELA	25	5	1	863	531 375	531 375	531 375	567 543	590 436	623 503
MASENYANE PRIMARY SCHOOL	802036478	Primary	BOHLABELA	11	3	1	363	227 684	227 684	227 684	224 925	238 186	251 533
SETHUARE HIGHER PRIMARY SCHOOL	802036464	Primary	BOHLABELA	19	4	1	604	374 068	374 068	374 068	374 420	401 609	424 310
MAPALANE PRIMARY SCHOOL	802036475	Primary	BOHLABELA	18	4	1	505	308 621	308 621	308 621	379 231	398 425	420 741
MAGWANGWA SECONDARY SCHOOL	802036471	Secondary	BOHLABELA	34	6	1	856	527 124	527 124	527 124	548 691	578 946	611 587
KOMATIDIBA PRIMARY SCHOOL	802036467	Primary	BOHLABELA	18	4	1	626	387 430	387 430	387 430	384 127	417 359	440 731
GERMANE CHL. DAME HIGH SCHOOL	802036466	Secondary	BOHLABELA	17	4	1	450	402 036	402 036	402 036	430 417	457 025	483 399
ELUMAR PRIMARY SCHOOL	802036495	Primary	BOHLABELA	20	4	1	633	381 681	381 681	381 681	405 589	429 539	453 526
CHAYWE LOWER PRIMARY SCHOOL	802036494	Primary	BOHLABELA	7	2	1	286	182 140	182 140	182 140	192 380	203 712	215 120
BERETTA PRIMARY SCHOOL	802036463	Primary	BOHLABELA	23	4	1	738	455 455	455 455	455 455	490 526	519 489	548 534
MAHASE SECONDARY SCHOOL	802036472	Secondary	BOHLABELA	32	6	1	800	493 112	493 112	493 112	520 201	551 619	581 300
MAPHUTHADITSHANA SECONDARY SCHOOL	802036476	Secondary	BOHLABELA	17	4	1	474	285 111	285 111	285 111	332 819	362 452	372 190
SARHNGWA PRIMARY SCHOOL	802036515	Primary	BOHLABELA	10	2	1	343	215 545	215 545	215 545	225 139	248 012	262 957
THIMLENE PRIMARY SCHOOL	802036519	Primary	BOHLABELA	9	2	1	282	176 497	176 497	176 497	187 257	199 305	209 410
MCHAKA HIGH SCHOOL	802036504	Secondary	BOHLABELA	18	4	1	584	378 710	378 710	378 710	387 357	403 305	424 310
HORO SECONDARY SCHOOL	802036493	Secondary	BOHLABELA	19	4	1	557	363 311	363 311	363 311	381 330	403 838	426 453
MAHLE HIGH SCHOOL	802036527	Secondary	BOHLABELA	59	6	1	1 027	630 983	630 983	630 983	655 682	684 558	713 453
MUCHUCHI PRIMARY SCHOOL	802036528	Primary	BOHLABELA	16	3	1	504	313 341	313 341	313 341	343 670	363 497	384 526
MOLUJI HIGH SCHOOL	802036534	Secondary	BOHLABELA	27	5	1	740	456 959	456 959	456 959	495 616	524 657	554 249
MATIKWHA PRIMARY SCHOOL	802036531	Primary	BOHLABELA	13	3	1	346	216 160	216 160	216 160	215 341	228 052	240 828
MANYALELE PRIMARY SCHOOL	802036532	Primary	BOHLABELA	14	3	1	436	272 056	272 056	272 056	288 851	303 775	320 785
MANYANGANA HIGH SCHOOL	802036531	Secondary	BOHLABELA	22	4	1	694	410 559	410 559	410 559	429 781	450 741	471 303
MALWANA PRIMARY SCHOOL	802036533	Primary	BOHLABELA	23	4	1	756	492 075	492 075	492 075	521 154	551 502	582 808
MUNYAMANA PRIMARY SCHOOL	802036538	Primary	BOHLABELA	8	2	1	252	160 276	160 276	160 276	167 495	177 345	187 276
MAHLATHI PRIMARY SCHOOL	802036528	Primary	BOHLABELA	20	4	1	287	181 534	181 534	181 534	194 280	205 743	217 205
MUGENA HIGH SCHOOL	802036537	Secondary	BOHLABELA	44	9	1	1 238	759 195	759 195	759 195	741 412	765 155	829 124
LUDLOW PRIMARY SCHOOL	802036528	Primary	BOHLABELA	22	4	1	734	453 025	453 025	453 025	487 855	516 744	545 682
HALAKALE PRIMARY SCHOOL	802036525	Primary	BOHLABELA	6	2	1	169	106 865	106 865	106 865	114 691	121 426	128 226
HANANANI PRIMARY SCHOOL	802036524	Primary	BOHLABELA	5	1	1	201	129 300	129 300	129 300	142 333	150 731	159 172
FRANK MASHAMANA HIGH SCHOOL	802036523	Secondary	BOHLABELA	22	4	1	646	389 578	389 578	389 578	392 620	417 413	434 524
OLUMANA HIGH SCHOOL	802036522	Secondary	BOHLABELA	10	2	1	173	112 260	112 260	112 260	129 650	139 694	144 317
DAMMANA HIGH SCHOOL	802036521	Secondary	BOHLABELA	25	5	1	738	456 959	456 959	456 959	495 616	524 657	554 249
MALIKOSANA PRIMARY SCHOOL	802036528	Primary	BOHLABELA	13	3	1	436	272 056	272 056	272 056	288 851	303 775	320 785
NEWDEWEDZ PRIMARY SCHOOL	802036540	Primary	BOHLABELA	21	4	1	786	474 283	474 283	474 283	524 554	534 325	564 245
MAHLELA PRIMARY SCHOOL	802036487	Primary	BOHLABELA	10	2	1	287	181 534	181 534	181 534	194 280	205 743	217 205
TLHAKHAKA SECONDARY SCHOOL	802036538	Secondary	BOHLABELA	10	2	1	241	151 534	151 534	151 534	162 453	171 550	181 550
MTSEMENI PRIMARY SCHOOL	802036535	Primary	BOHLABELA	12	3	1	356	247 739	247 739	247 739	263 336	284 188	301 651
XINYEKETI PRIMARY SCHOOL	802036548	Primary	BOHLABELA	4	1	1	107	72 098	72 098	72 098	91 418	98 812	102 233
NWAMONILE PRIMARY SCHOOL	802036538	Primary	BOHLABELA	22	4	1	678	419 013	419 013	419 013	467 526	495 110	522 836
TSIVUKA PRIMARY SCHOOL	802036548	Primary	BOHLABELA	7	2	1	224	143 268	143 268	143 268	145 874	157 783	165 598
SOKISI HIGH SCHOOL	802036540	Secondary	BOHLABELA	18	4	1	527	327 301	327 301	327 301	327 711	347 045	363 611
SHIVITI PRIMARY SCHOOL	802036544	Primary	BOHLABELA	9	2	1	266	162 705	162 705	162 705	169 188	175 995	185 848
SAMSON SIBITI PRIMARY SCHOOL	802036543	Primary	BOHLABELA	9	2	1	273	173 031	173 031	173 031	195 556	207 084	218 601
SALAMA PRIMARY SCHOOL	802036542	Primary	BOHLABELA	16	3	1	516	320 620	320 620	320 620	344 499	364 623	385 424
BOYAMZANE SCHOOL	802036541	Secondary	BOHLABELA	14	3	1	436	272 056	272 056	272 056	288 851	303 775	320 785
BOALATI PRIMARY SCHOOL	802036540	Primary	BOHLABELA	11	3	1	345	216 780	216 780	216 780	231 046	245 631	259 383
BADLANGWE PRIMARY SCHOOL	802036542	Primary	BOHLABELA	11	3	1	456	292 074	292 074	292 074	344 325	364 623	385 424
LAPSE LOWER AND HIGHER PRIMARY SCHOOL	802036558	Primary	BOHLABELA	15	3	1	470	292 681	292 681	292 681	307 281	325 411	343 634
HALEMELA SECONDARY SCHOOL	802036553	Secondary	BOHLABELA	11	3	1	250	159 061	159 061	159 061	169 188	181 534	194 280
BAKUTSWI HIGH SCHOOL	802036548	Secondary	BOHLABELA	16	3	1	500	310 801	310 801	310 801	338 029	355 834	375 701
MAKOROMPAE PRIMARY SCHOOL	802036562	Primary	BOHLABELA	10	2	1	281	177 888	177 888	177 888	179 596	192 182	200 843
ENKELDORF PRIMARY SCHOOL	802037356	Primary	BOHLABELA										

School Name	Enin Number	Phase	District	Educators	Non Educators	Quintiles	Leaners	Main Appropriation2019/20	Adjusted Appropriation	Revised Estimates	2019/20	2020/21	2021/22
ATSHUKHO PRIMARY SCHOOL	82005469	Primary	BOHLABELA	23	4	1	846	521 000	521 000	521 000	527 335	611 396	845 636
M. L. NKUNA HIGH SCHOOL	82005470	Secondary	BOHLABELA	22	9	1	1711	1 066 419	1 066 419	1 066 419	1 033 812	1 004 807	1 155 116
MIKHUKHUMA SECONDARY SCHOOL	82005508	Secondary	BOHLABELA	19	3	1	358	225 263	225 263	225 263	219 616	230 785	245 821
MAKHOSASA MAZINZI HIGH SCHOOL	82005510	Secondary	BOHLABELA	13	8	1	1313	804 666	804 666	804 666	859 597	807 528	859 520
MAZLUZAMA PRIMARY SCHOOL	82005509	Secondary	BOHLABELA	20	4	1	428	257 173	257 173	257 173	280 497	267 015	313 648
ECONOMHARU PRIMARY SCHOOL	82005567	Primary	BOHLABELA	15	3	1	463	288 428	288 428	288 428	304 726	322 707	340 778
MAPALANI HIGHER PRIMARY SCHOOL	82005562	Primary	BOHLABELA	25	5	1	1037	618 836	618 836	618 836	709 617	748 046	790 570
LIBONKABU PRIMARY SCHOOL	82005569	Primary	BOHLABELA	17	4	1	176	115 311	115 311	115 311	81 456	85 961	91 027
MATIMBANA SECONDARY SCHOOL	82005503	Secondary	BOHLABELA	11	3	1	311	199 120	199 120	199 120	255 771	271 813	286 113
MOMPADELE SECONDARY SCHOOL	82005505	Secondary	BOHLABELA	10	3	1	174	112 091	112 091	112 091	139 734	141 225	141 225
MAMONDONDI HIGH SCHOOL	82005561	Secondary	BOHLABELA	26	5	1	966	595 705	595 705	595 705	649 287	684 419	722 748
MCHUMBINI PRIMARY SCHOOL	82005506	Primary	BOHLABELA	17	4	1	568	352 811	352 811	352 811	378 146	429 457	422 833
MULUYATI PRIMARY SCHOOL	82005510	Primary	BOHLABELA	37	8	1	1239	759 026	759 026	759 026	802 962	849 354	895 950
MOMAUZEYA PRIMARY SCHOOL	82005504	Primary	BOHLABELA	17	4	1	900	371 639	371 639	371 639	388 575	420 091	445 798
THULANI PRIMARY SCHOOL	82005516	Primary	BOHLABELA	24	5	1	751	463 350	463 350	463 350	481 570	509 983	535 642
BHEJANI PRIMARY SCHOOL	82005509	Primary	BOHLABELA	24	5	1	684	422 657	422 657	422 657	399 853	434 444	447 157
MDATANI LOWER PRIMARY SCHOOL	82005505	Primary	BOHLABELA	18	4	1	580	359 491	359 491	359 491	376 231	393 429	420 741
THWASANI PRIMARY SCHOOL	82005517	Primary	BOHLABELA	10	2	1	322	202 700	202 700	202 700	221 731	234 843	247 895
NJANI PRIMARY SCHOOL	82005511	Primary	BOHLABELA	17	4	1	624	386 215	386 215	386 215	426 026	451 164	476 429
OLIMSIANI HIGH SCHOOL	82005502	Secondary	BOHLABELA	47	8	1	1289	786 291	786 291	786 291	867 402	903 930	914 752
OTJONGOMBO SECONDARY SCHOOL	82005503	Secondary	BOHLABELA	17	4	1	487	290 598	290 598	290 598	322 852	341 636	360 104
SHALANIYA PRIMARY SCHOOL	82005515	Primary	BOHLABELA	17	4	1	487	290 598	290 598	290 598	322 852	341 636	360 104
PHAPHAMA LOWER PRIMARY SCHOOL	82005514	Primary	BOHLABELA	13	3	1	417	260 491	260 491	260 491	247 807	262 524	277 298
PEASELE PRIMARY SCHOOL	82005513	Primary	BOHLABELA	7	2	1	194	118 975	118 975	118 975	129 044	140 787	149 252
CHAYAZA SECONDARY SCHOOL	82005501	Secondary	BOHLABELA	44	9	1	1426	873 321	873 321	873 321	969 096	920 373	971 814
MOKOMWANA PRIMARY SCHOOL	82005595	Primary	BOHLABELA	7	2	1	242	154 202	154 202	154 202	156 967	168 557	177 868
PITAS PRIMARY SCHOOL	82005591	Primary	BOHLABELA	4	1	1	115	77 097	77 097	77 097	110 234	116 738	123 275
MEMEZELE SECONDARY SCHOOL	82005505	Secondary	BOHLABELA	18	4	1	434	264 743	264 743	264 743	259 129	273 361	288 699
EMKGANNINE SECONDARY SCHOOL	82005581	Secondary	BOHLABELA	18	4	1	528	328 515	328 515	328 515	347 717	376 822	400 836
VERVAELLES PRIMARY SCHOOL	82005496	Primary	BOHLABELA	3	0	1	93	63 705	63 705	63 705			
RELANE LOWER PRIMARY SCHOOL	82005541	Primary	BOHLABELA	13	3	1	388	242 877	242 877	242 877	233 224	246 864	260 815
SEDHAKHESA SENIOR SCHOOL	82005543	Secondary	BOHLABELA	19	3	1	456	284 177	284 177	284 177	292 026	316 396	335 057
EMHAKHISA PRIMARY SCHOOL	82005545	Primary	BOHLABELA	6	2	1	189	105 042	105 042	105 042	75 726	133 148	140 404
SHALALE PRIMARY SCHOOL	82005548	Primary	BOHLABELA	14	4	1	436	254 428	254 428	254 428	218 544	263 156	278 628
EMATHELE SECONDARY SCHOOL	82005543	Secondary	BOHLABELA	10	2	1	215	137 803	137 803	137 803	132 024	140 787	149 252
LESEDI LOWER AND HIGHER PRIMARY SCHOOL	82005526	Primary	BOHLABELA	3	2	1	276	174 853	174 853	174 853	192 427	194 245	205 127
INTSOSOLELODZU PRIMARY SCHOOL	82005538	Primary	BOHLABELA	5	1	1	163	105 613	105 613	105 613	120 167	127 268	134 416
MATICLANE PRIMARY SCHOOL	82005513	Primary	BOHLABELA	8	2	1	215	137 803	137 803	137 803	169 880	179 373	189 418
MATIALONO PRIMARY SCHOOL	82005540	Primary	BOHLABELA	18	4	1	655	405 043	405 043	405 043	430 488	465 897	481 427
MATHELE PRIMARY - SCHOOL	82005528	Primary	BOHLABELA	20	4	1	634	392 290	392 290	392 290	422 817	447 784	472 690
LETSEHLE SENIOR SECONDARY SCHOOL	82005527	Secondary	BOHLABELA	35	6	1	945	581 179	581 179	581 179	615 412	651 096	688 475
DELHASEDI HIGH SCHOOL	82005525	Secondary	BOHLABELA	51	9	1	1427	873 929	873 929	873 929	629 514	678 456	927 648
FAREL PRIMARY SCHOOL	82005523	Primary	BOHLABELA	17	4	1	556	344 914	344 914	344 914	343 670	363 947	384 328
E.S. MALELE SECONDARY SCHOOL	82005522	Secondary	BOHLABELA	10	2	1	153	100 146	100 146	100 146	107 467	115 808	120 151
SIMONENI SECONDARY SCHOOL	82005575	Secondary	ENHLENZI	16	3	1	438	309 550	309 550	309 550	320 803	320 456	370 265
THAMBOGANE PRIMARY SCHOOL	82005568	Primary	ENHLENZI	13	3	1	368	225 666	225 666	225 666	218 544	230 785	245 821
MPAKENI PRIMARY SCHOOL	82005511	Primary	ENHLENZI	7	2	1	214	137 105	137 105	137 105	130 773	147 214	155 458
MASHIMBANE PRIMARY SCHOOL	82005271	Combined	ENHLENZI	14	3	1	296	188 822	188 822	188 822	195 316	199 055	210 640
CHEF CHARLES SECONDARY SCHOOL	82002063	Secondary	ENHLENZI	21	3	1	331	208 257	208 257	208 257	215 347	225 025	240 823
MATJANI PRIMARY SCHOOL	82005303	Primary	ENHLENZI	18	5	1	931	609 118	609 118	609 118	621 388	656 050	694 801
SINCOCKE SECONDARY SCHOOL	82002104	Secondary	ENHLENZI	21	8	1	1276	782 216	782 216	782 216	854 414	904 804	955 494
CROMATI COMBINED SCHOOL	82005298	Combined	ENHLENZI	45	5	1	616	382 571	382 571	382 571	359 613	383 843	402 177
PROF S.S. REDIAGA PRIMARY SCHOOL	82005873	Combined	ENHLENZI	25	5	1	843	519 228	519 228	519 228	518 021	549 188	579 953
EHLELA MSHIKA PRIMARY SCHOOL	82003707	Combined	ENHLENZI	41	9	1	1358	832 021	832 021	832 021	859 967	867 528	958 356
MAMBANE SECONDARY SCHOOL	82005279	Secondary	ENHLENZI	43	8	1	1272	776 787	776 787	776 787	819 203	867 636	916 227
MASIBONISANE PRIMARY SCHOOL	82005255	Primary	ENHLENZI	17	4	1	626	376 457	376 457	376 457	411 592	426 261	460 721
EMATHELE PRIMARY SCHOOL	82005491	Combined	ENHLENZI	39	8	1	1139	695 579	695 579	695 579	717 161	759 465	801 893
LAMABILI PRIMARY SCHOOL	82005456	Secondary	ENHLENZI	20	4	1	1014	653 988	653 988	653 988	678 507	721 621	758 441
PHIPA PRIMARY SCHOOL	82005817	Primary	ENHLENZI	12	3	1	878	419 821	419 821	419 821	450 823	485 123	517 207
MPHOTO PRIMARY SCHOOL	82005500	Primary	ENHLENZI	3	1	1	951	580 887	580 887	580 887	618 833	625 344	692 143
SIKHAMKANE SECONDARY SCHOOL	82002107	Primary	ENHLENZI	31	6	1	898	607 295	607 295	607 295	642 296	680 265	718 480
DR. MARUZA COMPREHENSIVE SCHOOL	82005902	Secondary	ENHLENZI	34	6	1	736	453 832	453 832	453 832	445 802	472 123	488 892
ZIBOKWANE PRIMARY SCHOOL	82005282	Primary	ENHLENZI	40	6	1	1421	870 284	870 284	870 284	868 698	919 997	971 200
ELANGEMABALA SECONDARY SCHOOL	82003870	Secondary	ENHLENZI	26	5	1	1118	686 253	686 253	686 253	697 592	707 404	747 019
PHINDOLA PRIMARY SCHOOL	82005201	Primary	ENHLENZI	13	3	1	431	268 695	268 695	268 695	289 213	303 105	320 074
THANDA PRIMARY SCHOOL	82005289	Primary	ENHLENZI	16	3	1	602	372 854	372 854	372 854	398 575	422 091	445 798
MZINTI PRIMARY SCHOOL	82005162	Primary	ENHLENZI	15	4	1	913	379 534	379 534	379 534	425 390	450 488	475 715
NONDANE COMBINED SCHOOL	82005610	Combined	ENHLENZI	23	6	1	868	546 569	546 569	546 569	521 763	562 575	583 461
TONGA VINE PRIMARY SCHOOL	82005382	Primary	ENHLENZI	23	4	1	857	527 731	527 731	527 731	644 256	618 336	653 491
MBALANE PRIMARY SCHOOL	82005465	Primary	ENHLENZI	15	3	1	485	255 896	255 896	255 896	303 228	278 789	284 371
MAMANDONA PRIMARY SCHOOL	82005409	Primary	ENHLENZI	26	5	1	1033	634 030	634 030	634 030	662 185	701 266	741 207
OLANDODZA SECONDARY SCHOOL	82002759	Primary	ENHLENZI	28	5	1	712	459 882	459 882	459 882	439 536	465 301	491 423
KOBI PRIMARY SCHOOL	82005417	Primary	ENHLENZI	12	3	1	395	247 128	247 128	247 128	254 198	268 626	275 856
GEBUHZA SECONDARY SCHOOL	82000424	Secondary	ENHLENZI	26	5	1	838	516 182	516 182	516 182	503 378	525 671	562 817
TERHJUN SECONDARY SCHOOL	82002315	Secondary	ENHLENZI	36	8	1	910	559 921	559 921	559 921	584 359	618 836	653 491
SHAYAZA PRIMARY SCHOOL	82002065	Combined	ENHLENZI	35	8	1	1261	785 252	785 252	785 252	812 917	860 876	898 088
RWA-JELUSA PRIMARY SCHOOL	82005853	Primary	ENHLENZI	11	3	1	344	216 154	216 154	216 154	225 582	235 070	252 247
CHEF MAKUYULA PRIMARY SCHOOL	82005039	Primary	ENHLENZI	33	8	1	1311	803 475	803 475	803 475	826 514	878 555	927 648
SHINYUKANE SECONDARY SCHOOL	82002051	Secondary	ENHLENZI	33	6	1	1043	640 700	640 700	640 700	740 773	784 479	828 410
SHLANGU PRIMARY SCHOOL	82002082	Primary	ENHLENZI	20	4	1	658	406 889	406 889	406 889	424 752	446 812	470 145
LOUEVILE COMBINED SCHOOL	82005385	Combined	ENHLENZI	33	8	1	1098	685 885	685 885	685 885	696 456	807 639	787 024
SINCOCKE PRIMARY SCHOOL	82002163	Primary	ENHLENZI	10	2	1	314	197 832	197 832	197 832	182 146	192 696	203 688
LEPESI PRIMARY SCHOOL	82005023	Primary	ENHLENZI	28	5	1	988	673 895	673 895	673 895	729 529	739 584	780 684
SABANE AMBO PRIMARY SCHOOL	82005121	Primary	ENHLENZI	21	3	1	774	477 319	477 319	477 319	473 910	492 545	525 157
SABANE SECONDARY SCHOOL	82005107	Secondary	ENHLENZI	27	4	1	596	363 135	363 135	363 135	344 583	362 505	385 753
MANDLESIVE SECONDARY SCHOOL	82005503	Secondary	ENHLENZI	28	5	1	930	610 332	610 332	610 332	772 397	770 302	813 418
VEDWA PRIMARY SCHOOL	82005568												

School Name	Enis Number	Phase	District	Educators	Non Educators	Quintiles	Learners	Main Appropriation 2018/19	Adjusted Appropriation	Revised Estimates	2018/20	2020/21	2021/22
KANGASA PRIMARY SCHOOL	802001917	Primary	GERT SIBANDI	5	1	1	224	143 266	143 265	143 266	116 537	125 531	132 591
THATHEKUSA PRIMARY SCHOOL	802002396	Primary	GERT SIBANDI	2	0	1	62	44 877	44 877	44 877	85 681	86 853	73 786
ST ANDREWS PRIMARY SCHOOL	802002319	Primary	GERT SIBANDI	5	1	1	122	81 318	81 318	81 318	103 058	109 173	115 228
HELODGEN PRIMARY SCHOOL	802002573	Primary	GERT SIBANDI	4	1	1	120	80 104	80 104	80 104	106 685	119 151	122 625
EMLANDO PRIMARY SCHOOL	802002420	Primary	GERT SIBANDI	25	5	1	987	666 086	666 086	666 086	854 426	751 883	777 005
ITHOLE PRIMARY SCHOOL	802009317	Primary	GERT SIBANDI	31	5	1	1006	617 821	617 821	617 821	856 710	674 276	712 025
NEPHE PRIMARY SCHOOL	802017244	Primary	GERT SIBANDI	3	0	1	73	51 558	51 558	51 558	64 320	60 084	71 807
NOXUTHA PRIMARY SCHOOL	802017594	Primary	GERT SIBANDI	7	2	1	236	166 561	166 561	166 561	189 191	189 206	209 410
JEKANTATHU PRIMARY SCHOOL	802026443	Primary	GERT SIBANDI	7	2	1	176	115 331	115 331	115 331	107 487	113 808	120 181
VULANDILELA PRIMARY SCHOOL	802026435	Primary	GERT SIBANDI	8	2	1	236	150 558	150 558	150 558	155 615	164 796	174 025
DREPAN PRIMARY SCHOOL	802002832	Primary	GERT SIBANDI	15	4	1	686	403 672	403 672	403 672	445 820	472 123	498 552
SWELHLE PRIMARY SCHOOL	802022624	Primary	GERT SIBANDI	6	2	1	143	94 072	94 072	94 072	124 070	131 590	138 748
MEH WEMAMMA PRIMARY SCHOOL	802013867	Primary	GERT SIBANDI	5	1	1	118	79 456	79 456	79 456	102 456	108 532	114 610
MBALI PRIMARY SCHOOL	802035504	Primary	GERT SIBANDI	8	2	1	268	170 602	170 602	170 602	157 888	167 204	176 587
INSIKA SECONDARY SCHOOL	802009510	Secondary	GERT SIBANDI	27	5	1	770	474 646	474 646	474 646	503 276	530 071	562 817
MACHA PRIMARY SCHOOL	802014565	Primary	GERT SIBANDI	6	2	1	162	105 613	105 613	105 613	116 799	123 588	129 445
LAMAGARULA PRIMARY SCHOOL	802002787	Primary	GERT SIBANDI	24	5	1	801	493 719	493 719	493 719	514 771	545 143	576 070
LETSANTHULA PRIMARY SCHOOL	802009592	Primary	GERT SIBANDI	13	3	1	445	277 487	277 487	277 487	279 191	295 653	312 220
MAOHANUTELA COMBINED SCHOOL	802012908	Combined	GERT SIBANDI	19	4	1	559	316 368	316 368	316 368	322 622	341 636	360 706
KEHULUWANE SECONDARY SCHOOL	802002962	Secondary	GERT SIBANDI	14	3	1	366	228 038	228 038	228 038	236 830	249 223	263 675
HEABANGEMOLO SECONDARY SCHOOL	80205779	Secondary	GERT SIBANDI	22	4	1	881	420 835	420 835	420 835	429 230	454 544	479 698
AMANDI PRIMARY SCHOOL	80200158	Primary	GERT SIBANDI	3	0	1	94	64 312	64 312	64 312	84 776	89 778	94 806
MCHOMAZANE PRIMARY SCHOOL	802014407	Primary	GERT SIBANDI	21	4	1	717	442 701	442 701	442 701	455 356	482 253	509 270
MAQUABA PRIMARY SCHOOL	802012533	Primary	GERT SIBANDI	9	2	1	326	205 221	205 221	205 221	150 634	159 517	168 454
KHULANGELWANI PRIMARY SCHOOL	802007815	Primary	GERT SIBANDI	14	3	1	435	271 423	271 423	271 423	283 481	299 398	315 445
NEHATATSE PRIMARY SCHOOL	802015681	Primary	GERT SIBANDI	11	3	1	300	219 706	219 706	219 706	214 070	226 700	239 595
CHEF X J MALAZA PRIMARY SCHOOL	802004863	Combined	GERT SIBANDI	9	2	1	227	145 082	145 082	145 082	153 955	163 038	172 168
MANAGOSONE PRIMARY SCHOOL	802011915	Primary	GERT SIBANDI	23	4	1	740	456 859	456 859	456 859	462 415	489 702	517 125
MOULSHI SECONDARY SCHOOL	802014484	Secondary	GERT SIBANDI	23	4	1	740	456 859	456 859	456 859	462 415	489 702	517 125
UNES AND PRIMARY SCHOOL	802004737	Combined	GERT SIBANDI	2	0	1	36	32 768	32 768	32 768	52 570	54 613	57 671
LYNEDOOM PRIMARY SCHOOL	802021563	Primary	GERT SIBANDI	2	0	1	43	34 685	34 685	34 685	51 359	54 389	57 443
EBUKHANYEN PRIMARY SCHOOL	802003044	Primary	GERT SIBANDI	7	2	1	257	163 311	163 311	163 311	162 355	171 538	181 597
BOLOMOLO SECONDARY SCHOOL	802002798	Secondary	GERT SIBANDI	40	8	1	1014	623 086	623 086	623 086	660 332	699 292	735 422
TSATSIKUNDO PRIMARY SCHOOL	802023948	Primary	GERT SIBANDI	23	4	1	730	450 566	450 566	450 566	493 696	491 054	518 553
EMSEEN PRIMARY SCHOOL	802004824	Primary	GERT SIBANDI	20	4	1	503	312 724	312 724	312 724	258 752	274 009	289 375
TIMELIN PRIMARY SCHOOL	802023631	Primary	GERT SIBANDI	12	3	1	302	150 644	150 644	150 644	175 856	189 517	200 130
ENGEL SEORAI COMBINED SCHOOL	802003723	Combined	GERT SIBANDI	10	2	1	141	82 856	82 856	82 856	102 456	108 532	114 610
SCHOLAZANE PRIMARY SCHOOL	802013949	Primary	GERT SIBANDI	17	4	1	594	367 964	367 964	367 964	389 446	426 246	452 154
SIBUTISO COMBINED SCHOOL	802002792	Secondary	GERT SIBANDI	22	4	1	721	445 130	445 130	445 130	461 141	488 348	515 685
UMHRELA PRIMARY SCHOOL	802024032	Primary	GERT SIBANDI	4	1	1	109	70 983	70 983	70 983	90 854	96 225	101 614
GETHA PRIMARY SCHOOL	802011186	Primary	GERT SIBANDI	2	0	1	49	307 257	307 257	307 257	317 486	329 239	355 073
TAKASTAD PRIMARY SCHOOL	802002638	Primary	GERT SIBANDI	2	0	1	43	34 685	34 685	34 685	52 780	59 596	62 148
MCHAZI PRIMARY SCHOOL	802034456	Primary	GERT SIBANDI	22	4	1	769	472 461	472 461	472 461	503 276	533 223	563 403
KHUPHUKANI PRIMARY SCHOOL	802007064	Primary	GERT SIBANDI	2	0	1	36	33 432	33 432	33 432	50 557	53 540	56 538
SONANI PRIMARY SCHOOL	80201155	Primary	GERT SIBANDI	2	0	1	46	36 373	36 373	36 373	59 559	59 886	63 243
TJEDISSA PRIMARY SCHOOL	802023948	Primary	GERT SIBANDI	2	0	1	39	33 972	33 972	33 972	50 253	53 218	56 198
AMALUMSELO PRIMARY SCHOOL	802005058	Primary	GERT SIBANDI	2	0	1	31	32 585	32 585	32 585	48 125	50 954	53 818
KWAGALAGITE PRIMARY SCHOOL	802008643	Primary	GERT SIBANDI	3	0	1	76	53 130	53 130	53 130	66 513	70 437	74 381
IMVUSELELO PRIMARY SCHOOL	802006247	Primary	GERT SIBANDI	2	0	1	43	34 685	34 685	34 685	50 254	53 305	56 311
JOUBERTSLEY PRIMARY SCHOOL	802027312	Combined	GERT SIBANDI	4	1	1	165	107 435	107 435	107 435	124 623	131 979	139 587
THE FRIEDMAN PRIMARY SCHOOL	802026103	Primary	GERT SIBANDI	3	0	1	78	54 565	54 565	54 565	70 386	74 541	78 715
ROULAND PRIMARY SCHOOL	802015670	Primary	GERT SIBANDI	1	0	1	14	29 639	29 639	29 639	55 329	59 362	62 403
KEHUNYANE PRIMARY SCHOOL	802015630	Primary	GERT SIBANDI	4	1	1	134	70 365	70 365	70 365	86 741	92 954	99 167
NEHLEN PRIMARY SCHOOL	802014316	Primary	GERT SIBANDI	0	0	1	66	69 747	69 747	69 747	89 634	79 656	79 656
LOTHAN PRIMARY SCHOOL	802015686	Primary	GERT SIBANDI	30	5	1	988	595 149	595 149	595 149	650 116	686 475	727 527
BOGOMANE PRIMARY SCHOOL	802003445	Primary	GERT SIBANDI	2	0	1	36	33 278	33 278	33 278	50 253	53 218	56 198
BOJANA PRIMARY SCHOOL	802005946	Primary	GERT SIBANDI	2	0	1	34	33 105	33 105	33 105	50 253	53 218	56 198
UMTULWANA PRIMARY SCHOOL	802024222	Primary	GERT SIBANDI	4	1	1	124	82 833	82 833	82 833	101 501	107 185	113 869
ISABELLADE PRIMARY SCHOOL	802006635	Primary	GERT SIBANDI	4	1	1	97	66 134	66 134	66 134	84 776	89 778	94 806
UMPELISI PRIMARY SCHOOL	802024356	Primary	GERT SIBANDI	6	2	1	176	114 116	114 116	114 116	141 226	149 558	157 833
MURUBE PRIMARY SCHOOL	802015750	Primary	GERT SIBANDI	2	0	1	67	47 913	47 913	47 913	55 806	57 106	60 475
KHONZAKALE PRIMARY SCHOOL	802007732	Primary	GERT SIBANDI	3	0	1	80	55 806	55 806	55 806	57 106	60 475	63 892
THE GEM COMBINED SCHOOL	802002628	Combined	GERT SIBANDI	21	4	1	658	407 473	407 473	407 473	390 276	413 952	436 447
KUPSTAPEL PRIMARY SCHOOL	802005863	Primary	GERT SIBANDI	3	0	1	81	56 416	56 416	56 416	74 815	79 229	83 638
MAJINELA SECONDARY SCHOOL	802002489	Combined	GERT SIBANDI	33	6	1	852	542 816	542 816	542 816	454 120	480 012	507 844
THE BRONX PRIMARY SCHOOL	802002302	Combined	GERT SIBANDI	6	2	1	189	122 013	122 013	122 013	117 429	124 357	131 221
EMALATHINI PRIMARY SCHOOL	802000475	Primary	GERT SIBANDI	1	0	1	14	29 639	29 639	29 639	55 329	59 362	62 403
FAKZANDI A PRIMARY SCHOOL	802004164	Primary	GERT SIBANDI	2	0	1	27	31 892	31 892	31 892	51 094	54 077	57 106
CLIFTON PRIMARY SCHOOL	802002156	Primary	GERT SIBANDI	4	1	1	161	105 009	105 009	105 009	120 749	127 873	135 034
RONG KINK PRIMARY SCHOOL	802019448	Primary	GERT SIBANDI	2	0	1	62	44 877	44 877	44 877	69 281	73 389	77 476
BUSBY PRIMARY SCHOOL	802001768	Primary	GERT SIBANDI	1	0	1	19	30 506	30 506	30 506	49 037	51 930	54 838
LAERSKOL CHRISE	802000943	Primary	GERT SIBANDI	5	1	1	106	70 993	70 993	70 993	90 480	96 750	103 025
UBUKULE BOLWAZI SECONDARY SCHOOL	802024078	Secondary	GERT SIBANDI	35	6	1	863	531 375	531 375	531 375	526 815	560 015	591 376
THOKOZANI PRIMARY SCHOOL	802002318	Combined	GERT SIBANDI	6	2	1	120	80 104	80 104	80 104	97 544	102 708	107 801
BAADJESULT PRIMARY SCHOOL	802000406	Combined	GERT SIBANDI	8	2	1	205	131 729	131 729	131 729	129 050	136 654	144 317
VOLET JYANE JUNIOR SECONDARY SCHOOL	802003068	Primary	GERT SIBANDI	10	2	1	228	143 877	143 877	143 877	167 465	177 545	187 276
LEWINGCROFT PRIMARY SCHOOL	802002685	Primary	GERT SIBANDI	3	0	1	67	43 861	43 861	43 861	53 227	56 372	59 526
LEWINGCROFT PRIMARY SCHOOL	802001658	Primary	GERT SIBANDI	2	0	1	44	34 685	34 685	34 685	50 253	53 305	56 311
FOODRAM PRIMARY SCHOOL	802000477	Primary	GERT SIBANDI	3	0	1	75	87 773	87 773	87 773	70 154	77 479	81 808
PAUSABANTU PRIMARY SCHOOL	802025106	Primary	GERT SIBANDI	2	0	1	31	32 585	32 585	32 585	50 955	53 689	56 501
SIPHAKAMLE COMBINED SCHOOL	802008915	Combined	GERT SIBANDI	10	2	1	110	74 031	74 031	74 031	87 544	92 708	97 871
EZENZELELE PRIMARY SCHOOL	802004135	Primary	GERT SIBANDI	32	6	1	1141	700 222	700 222	700 222	764 396	809 484	854 606
REDHILL PRIMARY SCHOOL	802019216	Primary	GERT SIBANDI	12	3	1	400	250 189	250 189	250 189	270 891	289 874	302 938
SEYABONGA SECONDARY SCHOOL	802021451	Secondary	GERT SIBANDI	29	5	1	835	514 369	514 369	514 369	521 154	551 032	582 809
ALONPHANI PRIMARY SCHOOL	802005462	Primary	GERT SIBANDI	2	0	1	88	61 275	61 275	61 275	87 544	92 708	97 871
NTABOMWU PRIMARY SCHOOL	802017269	Primary	GERT SIBANDI	7	2	1	202	129 008	129 008	129			

	School Name	Enin Number	Phase	District	Educators	Non Educators	Quintiles	Leaners	Main Appropriation/2019/19	Adjusted Appropriation	Revised Estimates	2019/20	2020/21	2021/22
AFULAMURGE PRIMARY SCHOOL	8020/4544	Primary	GERT SBANDE	8	2	1	270		171 209	171 209	171 209	172 680	185 193	188 700
MAQOTSHWA SECONDARY SCHOOL	9020/1154	Secondary	GERT SBANDE	16	3	1	360		225 671	225 671	225 671	227 801	265 915	280 806
KALKONENRANDE PRIMARY SCHOOL	8020/7010	Primary	GERT SBANDE	7	2	1	157		126 870	126 870	126 870	138 459	146 628	154 639
ESHWANI PRIMARY SCHOOL	8020/3047	Primary	GERT SBANDE	2	0	1	69		49 126	49 126	49 126	49 126	63 107	70 648
BEKHEMFUNDO PRIMARY SCHOOL	9020/0877	Primary	GERT SBANDE	1	0	1	19		20 506	20 506	20 506			
BEJULONCISWA PRIMARY SCHOOL	8020/1059	Primary	GERT SBANDE	2	0	1	34		53 105	53 105	53 105	50 951	53 602	56 878
VELUSANGO PRIMARY SCHOOL	8020/2049	Primary	GERT SBANDE	2	0	1	37		33 625	33 625	33 625	51 499	54 526	57 558
ENKMEKE PRIMARY SCHOOL	8020/3036	Combined	GERT SBANDE	2	0	1	59		45 053	45 053	45 053	51 872	54 721	57 755
CHAMASWANA PRIMARY SCHOOL	9020/0867	Combined	GERT SBANDE	4	1	1	110		74 231	74 231	74 231	87 844	92 709	96 170
MABULI PRIMARY SCHOOL	9020/1115	Primary	GERT SBANDE	18	3	1	58		38 803	38 803	38 803	53 756	57 785	60 788
NEW ENEMLO PRIMARY SCHOOL	8020/0466	Combined	GERT SBANDE	46	0	1	193		1 181 254	1 181 254	1 181 254	1 281 100	1 335 495	1 410 284
WESTEND SCHOOL	8020/2538	Primary	GERT SBANDE	3	0	1	31		12 490	12 490	12 490	55 508	59 302	62 623
OVERVAMP PRIMARY SCHOOL	9020/1785	Primary	GERT SBANDE	4	0	1	43		34 995	34 995	34 995	50 760	53 756	56 765
AMANZAMALE PRIMARY SCHOOL	9020/0163	Primary	GERT SBANDE	3	0	1	60		43 981	43 981	43 981	63 740	67 507	71 287
LEKHELEMI PRIMARY SCHOOL	8020/1040	Primary	GERT SBANDE	4	1	1	82		57 024	57 024	57 024	83 485	88 080	91 654
UMFUDUNA COMBINED SCHOOL	8020/2426	Combined	GERT SBANDE	14	3	1	439		267 770	267 770	267 770	345 546	363 740	377 692
TORBANETE PRIMARY SCHOOL	9020/2362	Primary	GERT SBANDE	4	1	1	118		78 889	78 889	78 889	89 204	94 487	99 757
BEE MASISO SECONDARY SCHOOL	9020/2849	Secondary	GERT SBANDE	22	4	1	967		412 331	412 331	412 331	438 155	464 040	489 895
DAVEL COMBINED SCHOOL	8020/2378	Combined	GERT SBANDE	23	4	1	770		474 800	474 800	474 800	576 059	610 046	644 209
MAFILE PRIMARY SCHOOL	8020/2991	Primary	GERT SBANDE	4	1	1	132		87 392	87 392	87 392	95 508	102 085	107 602
LEGERBOY DAVID	9020/3046	Primary	GERT SBANDE	16	3	1	454		282 984	282 984	282 984	332 173	350 031	367 921
PHILWENANTHANE PRIMARY SCHOOL	9020/1675	Primary	GERT SBANDE	22	4	1	140		140 472	140 472	140 472	214 147	231 807	249 468
MANDELA SECONDARY SCHOOL	8020/1850	Secondary	GERT SBANDE	23	4	1	891		426 506	426 506	426 506	495 598	499 558	513 597
SINKHOLE PRIMARY SCHOOL	8020/1967	Primary	GERT SBANDE	30	5	1	1096		472 892	472 892	472 892	797 988	812 876	858 330
BOQABOQULWAZI SECONDARY SCHOOL	9020/3021	Secondary	GERT SBANDE	22	5	1	747		499 921	499 921	499 921	516 685	547 199	577 816
REEMHOOTTE PRIMARY SCHOOL	9020/1903	Primary	GERT SBANDE	2	0	1	36		32 412	32 412	32 412	49 943	52 996	55 858
ENKOTSHENI PRIMARY SCHOOL	8020/3015	Primary	GERT SBANDE	3	0	1	76		54 565	54 565	54 565	63 796	72 781	76 857
BEALIANE PRIMARY SCHOOL	8020/2572	Primary	GERT SBANDE	4	1	1	100		67 856	67 856	67 856	80 348	85 069	89 654
QUGULUMA PRIMARY SCHOOL	9020/4540	Primary	GERT SBANDE	1	0	1	25		31 545	31 545	31 545	49 442	52 599	55 291
ENGANGANE PRIMARY SCHOOL	9020/3992	Primary	GERT SBANDE	2	0	1	34		53 105	53 105	53 105	50 705	53 756	56 785
DE EMORATE PRIMARY SCHOOL	8020/2364	Primary	GERT SBANDE	2	0	1	33		32 932	32 932	32 932	50 656	53 647	56 551
WEGEMEND PRIMARY SCHOOL	8020/2538	Primary	GERT SBANDE	2	0	1	51		38 196	38 196	38 196	50 562	53 595	56 591
THAMBELE PRIMARY SCHOOL	9020/3465	Primary	GERT SBANDE	20	4	1	709		437 840	437 840	437 840	496 246	493 758	521 408
SHAZAMA	9020/1162	Primary	GERT SBANDE	15	3	1	410		59 456	59 456	59 456	81 418	85 434	89 450
KINROSS PRIMARY SCHOOL	8020/3769	Primary	GERT SBANDE	23	4	1	708		436 446	436 446	436 446	457 599	473 207	504 967
VAM STADENSAND PRIMARY SCHOOL	9020/2454	Primary	GERT SBANDE	3	0	1	131		86 795	86 795	86 795	101 379	107 360	113 372
ROODEBANK PRIMARY SCHOOL	9020/1647	Combined	GERT SBANDE	5	2	1	340		213 774	213 774	213 774	218 336	231 433	244 395
GWENA PRIMARY SCHOOL	9020/0481	Primary	GERT SBANDE	2	0	1	46		35 180	35 180	35 180			
ZITHOLE PRIMARY SCHOOL	8020/2610	Primary	GERT SBANDE	3	0	1	82		57 024	57 024	57 024	65 991	69 853	73 765
TRICHARDTFOUNTAIN PRIMARY SCHOOL	9020/3168	Combined	GERT SBANDE	5	2	1	219		140 232	140 232	140 232	210 241	222 445	235 113
ES MASHAYISA PRIMARY SCHOOL	9020/2826	Primary	GERT SBANDE	30	5	1	1026		630 374	630 374	630 374	848 838	887 119	925 568
EMBINI PRIMARY SCHOOL	9020/3354	Combined	GERT SBANDE	12	3	1	372		233 159	233 159	233 159	251 100	265 915	280 806
TAKHINI SECONDARY SCHOOL	8020/2261	Primary	GERT SBANDE	35	6	1	1018		625 517	625 517	625 517	690 676	731 744	772 722
VUKA PRIMARY SCHOOL	8020/4705	Primary	GERT SBANDE	10	4	1	643		397 755	397 755	397 755	441 598	468 096	494 778
DAWETHELE SECONDARY SCHOOL	9020/0023	Secondary	GERT SBANDE	27	5	1	989		413 549	413 549	413 549	484 882	493 855	505 476
ETILEMTHO SECONDARY SCHOOL	9020/1070	Secondary	GERT SBANDE	15	3	1	558		558 148	558 148	558 148	571 564	582 656	593 748
DEPOZETI PRIMARY SCHOOL	8020/2992	Primary	GERT SBANDE	16	3	1	935		392 899	392 899	392 899	430 152	432 203	459 438
LOCHIEL PRIMARY SCHOOL	8020/1611	Primary	GERT SBANDE	17	4	1	846		338 234	338 234	338 234	362 186	383 555	405 034
LETWISDOP PRIMARY SCHOOL	9020/2442	Primary	GERT SBANDE	5	1	1	154		100 755	100 755	100 755	88 652	93 690	99 137
LUBHAGA PRIMARY SCHOOL	9020/1074	Primary	GERT SBANDE	2	0	1	68		46 521	46 521	46 521	57 890	61 002	64 481
EBUKHANI PRIMARY SCHOOL	8020/0387	Primary	GERT SBANDE	10	2	1	326		205 221	205 221	205 221	216 539	234 433	244 395
D & C COMPREHENSIVE PRIMARY SCHOOL	8020/0026	Primary	GERT SBANDE	20	5	1	1069		674 713	674 713	674 713	731 835	775 013	818 414
BLONDOLZ PRIMARY SCHOOL	9020/1888	Primary	GERT SBANDE	15	3	1	482		269 670	269 670	269 670	313 665	332 171	350 773
EMKINYEBA PRIMARY SCHOOL	9020/4593	Primary	GERT SBANDE	2	0	1	36		33 452	33 452	33 452	48 832	51 501	54 385
CHEF JERRY NGCISO SECONDARY SCHOOL	8020/2207	Secondary	GERT SBANDE	35	6	1	866		533 107	533 107	533 107	533 117	569 336	595 692
MADZANGA PRIMARY SCHOOL	8020/1162	Primary	GERT SBANDE	5	2	1	156		102 184	102 184	102 184	114 651	121 426	128 225
MASHAYISA PRIMARY SCHOOL	9020/12815	Combined	GERT SBANDE	10	2	1	471		293 289	293 289	293 289	399 626	371 286	335 067
MABONENI PRIMARY SCHOOL	8020/3462	Primary	GERT SBANDE	18	2	1	293		165 178	165 178	165 178	218 856	199 173	220 155
MABAMANTSI PRIMARY SCHOOL	8020/2009	Primary	GERT SBANDE	1	0	1	83		63 735	63 735	63 735	81 401	86 211	91 029
ETUPHUMLEMI PRIMARY SCHOOL	8020/0301	Primary	GERT SBANDE	2	0	1	56		40 625	40 625	40 625	53 152	56 181	
MSWATI PRIMARY SCHOOL	9020/1506	Primary	GERT SBANDE	3	0	1	96		61 883	61 883	61 883	80 532	85 675	90 425
SISUKHUMLE SECONDARY SCHOOL	8020/2135	Secondary	GERT SBANDE	21	4	1	530		329 123	329 123	329 123	400 461	424 120	447 871
ERUTOKOTENI PRIMARY SCHOOL	8020/0319	Primary	GERT SBANDE	10	2	1	363		227 694	227 694	227 694	262 427	273 351	288 659
INKABA PRIMARY SCHOOL	8020/0691	Primary	GERT SBANDE	12	1	1	110		74 031	74 031	74 031	86 436	91 536	96 692
HOLEKA SECONDARY SCHOOL	9020/2605	Secondary	GERT SBANDE	6	3	1	460		286 606	286 606	286 606	278 552	264 687	311 506
GITHUTHULELE PRIMARY SCHOOL	9020/1462	Primary	GERT SBANDE	15	3	1	507		315 153	315 153	315 153	318 957	335 552	354 343
WITABABULE PRIMARY SCHOOL	8020/1727	Primary	GERT SBANDE	11	3	1	304		191 857	191 857	191 857	201 301	213 178	225 116
HEWLEND SECONDARY SCHOOL	8020/0532	Secondary	GERT SBANDE	34	6	1	1027		630 963	630 963	630 963	678 207	718 221	759 341
CHULISHENI SECONDARY SCHOOL	9020/0321	Secondary	GERT SBANDE	15	3	1	446		276 104	276 104	276 104	276 636	262 658	309 165
ELUMKATHI PRIMARY SCHOOL	8020/0442	Primary	GERT SBANDE	12	4	1	422		395 003	395 003	395 003	461 595	478 207	504 806
BOGOMHLEMIHAI PRIMARY SCHOOL	8020/1438	Primary	GERT SBANDE	17	4	1	655		47 656	47 656	47 656	63 333	67 408	
INYETI PRIMARY SCHOOL	8020/0593	Primary	GERT SBANDE	10	3	1	285		262 355	262 355	262 355	241 522	257 772	270 065
NGCENI PRIMARY SCHOOL	9020/1682	Primary	GERT SBANDE	4	1	1	107		72 208	72 208	72 208	83 116	88 020	92 846
GROOTBOOM PRIMARY SCHOOL	8020/0480	Primary	GERT SBANDE	4	1	1	106		70 983	70 983	70 983	85 883	89 690	93 843
FATHER CHARLES PRIMARY SCHOOL	8020/0416	Primary	GERT SBANDE	10	4	1	577		357 668	357 668	357 668	378 785	401 133	423 566
NEZLANDI SECONDARY SCHOOL	8020/1678	Secondary	GERT SBANDE	22	4	1	508		315 781	315 781	315 781	399 127	395 126	322 213
MP MAGULULA SECONDARY SCHOOL	9020/2610	Secondary	GERT SBANDE	22	4	1	625		369 822	369 822	369 822	401 131	424 788	448 587
GERENTA PRIMARY SCHOOL	8020/0032	Combined	GERT SBANDE	16	3	1	416		259 833	259 833	259 833	241 522	257 772	270 065
MAYFLOWER SECONDARY SCHOOL	8020/1355	Secondary	GERT SBANDE	23	4	1	891		426 908	426 908	426 908	441 950	467 360	493 554
ETHEMBENI PRIMARY SCHOOL	8020/0426	Primary	GERT SBANDE	13	3	1	413		258 061	258 061	258 061	267 059	282 815	299 558
MABABE PRIMARY SCHOOL	8020/1146	Primary	GERT SBANDE	18	4	1	584		391 620	391 620	391 620	377 508	369 781	422 489
ELUVENENHLE PRIMARY SCHOOL	8020/0467	Primary	GERT SBANDE	19	4	1	578		356 895	356 895	356 895	354 525	373 442	396 467
ECORNE SECONDARY SCHOOL	8020/0598	Combined	GERT SBANDE	13	3	1	425		241 955	241 955	241 955	234 266	229 113	259 154
SOKEO PRIMARY SCHOOL	8020/1380	Primary	GERT SBANDE	14	3	1	241		153 564	153 564	153 564	163 828	173 265	182 580
SHANDI PRIMARY SCHOOL	9020/0763	Primary	GERT SBANDE	13	3	1	514		310 405	310 405	310 405	330 635	329 598	380 798
NETAKOZO SCHOOL	8020/													

School Name	Enix Number	Phase	District	Educators	Non Educators	Quintiles	Leamers	Main Appropriation/2018/19	Adjusted Appropriation	Revised Estimates	2019/20	2020/21	2021/22
EMOHENE PRIMARY SCHOOL	802003590	Primary	GERT SIBANDI	3	0	1	62	44 877	44 877	44 877	59 319	62 815	66 337
BLESSINGS PRET PRIMARY SCHOOL	802001148	Primary	GERT SIBANDI	4	1	1	113	75 851	75 851	75 851	104 700	110 877	117 086
CANA COMBINED SCHOOL	802001908	Combined	GERT SIBANDI	34	6	1	836	685 516	685 516	685 516	882 676	722 954	763 438
SALEN PRIMARY SCHOOL	802019753	Combined	GERT SIBANDI	25	5	1	730	467 037	467 037	467 037	602 375	639 441	674 484
IKONWENE PRIMARY SCHOOL	802017912	Primary	GERT SIBANDI	4	1	1	86	61 275	61 275	61 275	74 416	77 236	83 088
MOLELA SECONDARY SCHOOL	802018498	Secondary	GERT SIBANDI	75	8	1	2680	1 834 967	1 834 967	1 834 967	1 810 227	1 707 346	1 802 568
NEDEBLAND COMBINED SCHOOL	802015564	Combined	GERT SIBANDI	10	2	1	142	93 495	93 495	93 495	101 370	107 380	113 372
BERGLAAS PRIMARY SCHOOL	802009681	Primary	GERT SIBANDI	11	3	1	326	204 613	204 613	204 613	219 816	220 786	245 821
KHULA PRIMARY SCHOOL	802007795	Combined	GERT SIBANDI	7	2	1	247	157 236	157 236	157 236	169 826	176 686	189 589
INOUBENO SECONDARY SCHOOL	802006506	Secondary	GERT SIBANDI	43	8	1	1207	740 310	740 310	740 310	759 011	802 734	847 687
NDIAWONE PRIMARY SCHOOL	802016337	Combined	GERT SIBANDI	26	5	1	1231	754 685	754 685	754 685	795 677	842 622	889 809
ZENDELINGSPOST COMBINED SCHOOL	802023854	Combined	GERT SIBANDI	36	8	1	1160	711 762	711 762	711 762	801 278	860 202	908 373
MANTONGA PRIMARY SCHOOL	802012336	Primary	GERT SIBANDI	3	0	1	63	45 484	45 484	45 484	59 472	63 404	66 656
DELKOM PRIMARY SCHOOL	802002410	Primary	GERT SIBANDI	6	2	1	164	108 626	108 626	108 626	113 555	120 255	126 689
MAHAMEA PRIMARY SCHOOL	802011801	Primary	GERT SIBANDI	2	0	1	50	37 588	37 588	37 588	54 337	57 543	60 705
MAULLENDY PRIMARY SCHOOL	802004437	Primary	GERT SIBANDI	5	1	1	154	125 040	125 040	125 040	145 100	151 681	162 788
MISPAH PRIMARY SCHOOL	802015440	Primary	GERT SIBANDI	14	3	1	524	325 479	325 479	325 479	345 354	369 830	374 309
QUISKENG PRIMARY SCHOOL	802018911	Primary	GERT SIBANDI	40	8	1	1165	713 585	713 585	713 585	728 026	770 952	814 131
LUMKONYAN PRIMARY SCHOOL	802004318	Primary	GERT SIBANDI	2	0	1	51	38 196	38 196	38 196	60 370	64 577	68 183
ZWELALE PRIMARY SCHOOL	802004782	Primary	GERT SIBANDI	7	2	1	138	91 036	91 036	91 036	102 485	109 532	114 610
RET RETIER COMBINED SCHOOL	802018529	Combined	GERT SIBANDI	32	6	1	956	567 859	567 859	567 859	687 145	727 687	769 437
KWASHUKU SECONDARY SCHOOL	802008113	Secondary	GERT SIBANDI	19	4	1	726	448 189	448 189	448 189	497 506	495 110	522 836
ERUPHLE PRIMARY SCHOOL	802001028	Combined	GERT SIBANDI	14	3	1	378	236 603	236 603	236 603	249 185	263 887	278 605
IMZANONYETHI PRIMARY SCHOOL	802023361	Primary	GERT SIBANDI	38	8	1	1268	777 527	777 527	777 527	944 431	1 000 152	1 065 161
WEEBER PRIMARY SCHOOL	802023292	Primary	GERT SIBANDI	9	2	1	252	160 276	160 276	160 276	145 100	153 081	162 296
NYTHANE PRIMARY SCHOOL	802017343	Combined	GERT SIBANDI	11	3	1	361	226 476	226 476	226 476	250 461	265 239	280 091
ISHAGA PRIMARY SCHOOL	802010363	Primary	GERT SIBANDI	7	2	1	209	134 160	134 160	134 160	148 421	157 178	165 900
ISIBHICE PRIMARY SCHOOL	802003493	Primary	GERT SIBANDI	10	2	1	240	152 388	152 388	152 388	137 926	146 042	154 224
IKHUNYISAT PRIMARY SCHOOL	802006811	Primary	GERT SIBANDI	11	3	1	336	213 116	213 116	213 116	245 520	261 722	270 788
NETTERAU PRIMARY SCHOOL	802023551	Primary	GERT SIBANDI	6	2	1	144	94 081	94 081	94 081	119 643	126 707	133 797
IBUSANI PRIMARY SCHOOL	802002931	Primary	GERT SIBANDI	3	0	1	78	54 596	54 596	54 596	65 437	69 296	73 143
ISABHLE PRIMARY SCHOOL	802004656	Primary	GERT SIBANDI	11	3	1	343	215 545	215 545	215 545	218 535	221 433	244 393
KEMP SIDING COMBINED SCHOOL	802007478	Combined	GERT SIBANDI	27	5	1	810	489 185	489 185	489 185	484 341	503 507	522 820
UBHABE BUTZE SECONDARY SCHOOL	802005512	Secondary	GERT SIBANDI	28	5	1	1151	709 269	709 269	709 269	674 377	714 185	754 158
MOOLMAN PRIMARY SCHOOL	802015148	Combined	GERT SIBANDI	12	3	1	374	234 374	234 374	234 374	247 307	262 534	277 236
MOOBLE PRIMARY SCHOOL	802017218	Primary	GERT SIBANDI	39	8	1	1429	875 143	875 143	875 143	1 023 816	1 081 150	1 148 150
AMADOLE ALUHLAZA SECONDARY SCHOOL	802003045	Secondary	GERT SIBANDI	55	9	1	1522	901 628	901 628	901 628	852 079	944 712	967 618
MADOLA PRIMARY SCHOOL	802011351	Primary	GERT SIBANDI	10	2	1	312	198 716	198 716	198 716	212 155	224 672	237 254
KWAMATSHAMLOPHE PRIMARY SCHOOL	802008714	Primary	GERT SIBANDI	11	3	1	342	214 637	214 637	214 637	226 839	240 223	253 675
QUDEHOUTSPRUIT PRIMARY SCHOOL	802017630	Primary	GERT SIBANDI	2	0	1	46	35 165	35 165	35 165	52 185	56 294	59 319
FINOTHELEN SECONDARY SCHOOL	802025532	Secondary	GERT SIBANDI	17	4	1	391	244 701	244 701	244 701	254 291	269 794	284 314
BRIDZAK PRIMARY SCHOOL	802009555	Primary	GERT SIBANDI	2	0	1	39	33 972	33 972	33 972	50 910	53 989	56 991
EMTHANI PRIMARY SCHOOL	802001857	Primary	GERT SIBANDI	1	0	1	30	22 412	22 412	22 412	32 412	35 218	36 196
GODEGEWON PRIMARY SCHOOL	802004754	Primary	GERT SIBANDI	4	1	1	26	31 545	31 545	31 545	45 545	49 545	53 545
QONDULWAZI SECONDARY SCHOOL	802018952	Secondary	GERT SIBANDI	10	2	1	247	157 236	157 236	157 236	165 549	175 516	185 134
TIGWANS NEST PRIMARY SCHOOL	802022758	Combined	GERT SIBANDI	6	2	1	152	123 855	123 855	123 855	135 692	143 686	151 745
BONGSANIVEN PRIMARY SCHOOL	802001354	Combined	GERT SIBANDI	2	0	1	27	31 892	31 892	31 892	46 513	50 437	54 361
IMSEBELYENLA SECONDARY SCHOOL	802006197	Combined	GERT SIBANDI	10	2	1	186	122 013	122 013	122 013	136 806	144 871	152 884
SHUKUMA PRIMARY SCHOOL	802020564	Primary	GERT SIBANDI	20	4	1	694	428 730	428 730	428 730	461 751	489 026	518 411
ISRALU PRIMARY SCHOOL	802006783	Combined	GERT SIBANDI	5	1	1	138	91 036	91 036	91 036	99 186	105 017	110 698
PHUZAMAND PRIMARY SCHOOL	802018483	Primary	GERT SIBANDI	4	1	1	102	69 172	69 172	69 172	90 854	96 226	101 614
EARLY BIRD PRIMARY SCHOOL	802003553	Combined	GERT SIBANDI	6	2	1	128	84 563	84 563	84 563	110 525	120 255	126 689
UBHABE PRIMARY SCHOOL	802004281	Primary	GERT SIBANDI	4	1	1	103	105 026	105 026	105 026	120 079	126 689	133 296
IKHOSUSE PRIMARY SCHOOL	802004288	Primary	GERT SIBANDI	6	2	1	103	122 018	122 018	122 018	124 623	131 976	139 367
SKONATINGS PRIMARY SCHOOL	80201871	Combined	GERT SIBANDI	5	1	1	162	105 613	105 613	105 613	120 746	127 873	135 024
MATALAZA PRIMARY SCHOOL	802013138	Primary	GERT SIBANDI	4	1	1	101	72 208	72 208	72 208	83 670	89 687	95 699
FLUGOHUBENKA PRIMARY SCHOOL	802004558	Primary	GERT SIBANDI	6	2	1	196	122 619	122 619	122 619	139 612	147 214	155 458
RONDADVL PRIMARY SCHOOL	802015056	Combined	GERT SIBANDI	7	2	1	180	122 619	122 619	122 619	125 177	132 552	139 686
MZAMO PRIMARY SCHOOL	802016097	Combined	GERT SIBANDI	6	2	1	164	106 628	106 628	106 628	119 021	119 659	120 309
HOLMEHE SECONDARY SCHOOL	802005587	Secondary	GERT SIBANDI	15	3	1	550	341 269	341 269	341 269	333 457	353 131	372 676
ULWAZI PRIMARY SCHOOL	802024216	Primary	GERT SIBANDI	12	3	1	432	269 001	269 001	269 001	265 975	284 645	290 706
GROOTDRANDAM PRIMARY SCHOOL	802004838	Primary	GERT SIBANDI	5	1	1	56	67 349	67 349	67 349	82 122	87 261	92 400
INTATHELE PRIMARY SCHOOL	802006536	Primary	GERT SIBANDI	2	0	1	30	32 412	32 412	32 412	45 545	49 545	53 545
REITSEBLE PRIMARY SCHOOL	802013984	Primary	GERT SIBANDI	13	3	1	389	241 692	241 692	241 692	269 422	282 141	297 841
INANWEN PRIMARY SCHOOL	802017933	Primary	GERT SIBANDI	17	4	1	645	388 970	388 970	388 970	430 294	458 631	487 114
INDOLUKA PRIMARY SCHOOL	802016488	Primary	GERT SIBANDI	22	4	1	816	502 829	502 829	502 829	518 689	547 188	577 610
IBUSINI PRIMARY SCHOOL	802006528	Primary	GERT SIBANDI	2	0	1	26	31 719	31 719	31 719	45 545	49 545	53 545
KHULA SAPHLE SECONDARY SCHOOL	802007773	Secondary	GERT SIBANDI	24	5	1	738	455 455	455 455	455 455	563 926	597 201	630 644
ISIFISOSETHI PRIMARY SCHOOL	802006706	Primary	GERT SIBANDI	34	6	1	1147	703 965	703 965	703 965	773 333	818 590	864 822
QUOLUKA PRIMARY SCHOOL	802004965	Primary	GERT SIBANDI	2	0	1	24	31 372	31 372	31 372	45 545	49 545	53 545
IKUTHOKOZA PRIMARY SCHOOL	802024190	Combined	GERT SIBANDI	4	1	1	45	35 011	35 011	35 011	51 489	54 556	57 623
COTHOZA PRIMARY SCHOOL	802002261	Combined	GERT SIBANDI	3	0	1	63	45 484	45 484	45 484	61 455	66 251	71 050
JANDRELL SECONDARY SCHOOL	802006598	Secondary	GERT SIBANDI	31	6	1	935	575 106	575 106	575 106	681 616	732 420	773 438
RE-OBESA PRIMARY SCHOOL	802005405	Primary	GERT SIBANDI	23	4	1	847	521 657	521 657	521 657	564 597	597 876	631 957
CATHUZA PRIMARY SCHOOL	802001182	Primary	GERT SIBANDI	1	0	1	21	30 852	30 852	30 852	45 545	49 545	53 545
EMON PRIMARY SCHOOL	802003908	Primary	GERT SIBANDI	3	0	1	58	65 526	65 526	65 526	86 575	95 053	103 525
GUHWAHA PRIMARY SCHOOL	802004857	Primary	GERT SIBANDI	3	0	1	54	40 016	40 016	40 016	54 545	59 045	63 545
TRABERLE PRIMARY SCHOOL	802001166	Combined	GERT SIBANDI	45	9	1	1478	904 901	904 901	904 901	1 015 296	1 075 188	1 135 408
HELEINULINDO SECONDARY SCHOOL	802005485	Secondary	GERT SIBANDI	42	8	1	1223	750 028	750 028	750 028	745 879	789 881	834 108
BAMBELEANI PRIMARY SCHOOL	802000554	Primary	GERT SIBANDI	2	0	1	36	33 452	33 452	33 452	45 545	49 545	53 545
ISU ELIKLE PRIMARY SCHOOL	802006791	Primary	GERT SIBANDI	7	2	1	254	161 460	161 460	161 460	192 442	201 686	212 870
ELANKWANE SECONDARY SCHOOL	802003334	Secondary	GERT SIBANDI	38	8	1	966	593 933	593 933	593 933	570 214	603 983	637 786
INOABA PRIMARY SCHOOL	802006498	Primary	GERT SIBANDI	1	0	1	17	30 159	30 159	30 159	48 936	51 823	54 725
IBULUKO PRIMARY SCHOOL	802006351	Primary	GERT SIBANDI	5	1	1	172	111 687	111 687	111 687	118 876	123 772	130 703
THANDIMFUNDU PRIMARY SCHOOL	802022564	Primary	GERT SIBANDI	3	0	1	55	40 625	40 625	40 625	51 672	54 721	57 785</

School Name	Enis Number	Phase	District	Educators	Non Educators	Quintiles	Leamers	Main Appropriation 2018/19	Adjusted Appropriation	Revised Estimates	2019/20	2020/21	2021/22
MATHALAZA PRIMARY SCHOOL	902013188	Primary	GERT SIBANDE	1	0	1	36	33 452	33 452	33 452	33 452	53 433	56 425
SIPHONKULE SECONDARY SCHOOL	902054085	Secondary	GERT SIBANDE	18	4	1	552	342 486	342 486	342 486	342 486	386 853	423 444
KUTHUBA SECONDARY SCHOOL	902056288	Secondary	GERT SIBANDE	50	8	1	1568	888 352	888 352	888 352	888 352	1 067 821	1 119 648
ISIBANASEN PRIMARY SCHOOL	902009698	Primary	GERT SIBANDE	16	3	1	524	325 478	325 478	325 478	325 478	351 775	371 478
BETHAMBA PRIMARY SCHOOL	902002888	Primary	GERT SIBANDE	7	2	1	247	154 202	154 202	154 202	154 202	173 698	183 768
SINETHAMBA SECONDARY SCHOOL	902012388	Secondary	GERT SIBANDE	10	3	1	214	137 105	137 105	137 105	137 105	159 385	173 575
BHEKHEMBA PRIMARY SCHOOL	902005388	Primary	GERT SIBANDE	4	1	1	98	65 741	65 741	65 741	65 741	85 080	89 858
ABUBABU PRIMARY SCHOOL	902006902	Combined	GERT SIBANDE	31	6	1	1040	644 345	644 345	644 345	644 345	841 178	879 028
BEYSHOPE PRIMARY SCHOOL	902005930	Primary	GERT SIBANDE	3	0	1	82	44 877	44 877	44 877	44 877	51 368	54 599
BEKENDELA PRIMARY SCHOOL	902000851	Primary	GERT SIBANDE	2	0	1	35	33 278	33 278	33 278	33 278	39 599	41 445
MABOLA PRIMARY SCHOOL	902011388	Primary	GERT SIBANDE	4	1	1	50	63 705	63 705	63 705	63 705	86 261	91 009
UTHAKA SECONDARY SCHOOL	902002928	Secondary	GERT SIBANDE	36	0	1	858	528 338	528 338	528 338	528 338	575 595	607 707
ETSHENI PRIMARY SCHOOL	902005510	Primary	GERT SIBANDE	9	2	1	274	173 637	173 637	173 637	173 637	184 274	193 696
HAMBAZI PRIMARY SCHOOL	902022111	Primary	GERT SIBANDE	24	5	1	937	576 521	576 521	576 521	576 521	651 288	687 760
BOTLENG SECONDARY SCHOOL	902001538	Secondary	NAANGALA	44	8	1	1370	839 309	839 309	839 309	844 198	894 026	944 070
BAZAN PRIMARY SCHOOL	902003078	Primary	NAANGALA	16	3	1	487	290 858	290 858	290 858	290 858	324 451	331 300
BOLOFUNDI PRIMARY SCHOOL	902010778	Primary	NAANGALA	6	1	1	253	150 853	150 853	150 853	150 853	165 099	175 363
BOLOFUNDI PRIMARY SCHOOL	902010778	Primary	NAANGALA	37	8	1	1179	723 503	723 503	723 503	729 287	804 026	849 114
MDUMISE PRIMARY SCHOOL	902013012	Primary	NAANGALA	45	9	1	1502	907 702	907 702	907 702	1 000 305	1 090 305	1 119 708
FUNDISEA PRIMARY SCHOOL	902004328	Combined	NAANGALA	7	2	1	311	188 110	188 110	188 110	210 241	222 445	235 113
SWARTKOP COMBINED SCHOOL	902002818	Combined	NAANGALA	25	5	1	1144	702 044	702 044	702 044	712 044	754 056	795 382
MAFAMAY MOTOLONG SECONDARY SCHOOL	902003907	Secondary	NAANGALA	28	5	1	824	568 425	568 425	568 425	568 425	631 448	675 577
SEKONONG SECONDARY SCHOOL	902005803	Secondary	NAANGALA	24	5	1	970	596 363	596 363	596 363	630 531	660 800	690 184
OTHEMVENI PRIMARY SCHOOL	902017822	Primary	NAANGALA	10	4	1	451	281 142	281 142	281 142	281 142	316 621	334 952
ARBOR PRIMARY SCHOOL	902003003	Primary	NAANGALA	8	2	1	314	187 832	187 832	187 832	201 308	214 655	228 672
DUMEZWENI PRIMARY SCHOOL	902010960	Primary	NAANGALA	3	0	1	76	53 380	53 380	53 380	62 636	65 536	70 050
STANDRA SECONDARY SCHOOL	902005512	Secondary	NAANGALA	29	5	1	756	466 388	466 388	466 388	466 388	515 596	548 207
OSNELA PRIMARY SCHOOL	902017818	Primary	NAANGALA	3	0	1	83	57 631	57 631	57 631	72 601	75 884	81 138
SELPARK PRIMARY SCHOOL	902004841	Primary	NAANGALA	21	4	1	748	467 903	467 903	467 903	502 427	528 592	558 248
PRADHAMANI SECONDARY SCHOOL	902018102	Secondary	NAANGALA	43	8	1	1479	907 512	907 512	907 512	924 846	959 735	1 011 889
AMANYAZELA PRIMARY SCHOOL	902012363	Primary	NAANGALA	3	0	1	74	52 105	52 105	52 105	55 951	60 853	73 788
ALANGAZELA PRIMARY SCHOOL	902007951	Primary	NAANGALA	26	5	1	911	560 526	560 526	560 526	625 876	662 732	699 688
RIETKOP PRIMARY SCHOOL	902019414	Primary	NAANGALA	8	2	1	100	122 619	122 619	122 619	127 943	135 402	143 003
ETREKLE PRIMARY SCHOOL	902009383	Primary	NAANGALA	18	4	1	603	373 481	373 481	373 481	337 286	357 188	377 188
RIHAYALETHU PRIMARY SCHOOL	902007998	Combined	NAANGALA	12	3	1	344	216 154	216 154	216 154	153 402	162 453	171 559
MOKEBE PRIMARY SCHOOL	902015008	Primary	NAANGALA	9	2	1	308	189 429	189 429	189 429	201 641	213 858	225 832
MOGALUTWA PRIMARY SCHOOL	902014878	Primary	NAANGALA	3	0	1	112	75 245	75 245	75 245	84 512	88 036	93 318
MPHUMLE OKHLE SECONDARY SCHOOL	902005649	Secondary	NAANGALA	10	2	1	191	123 227	123 227	123 227	132 371	140 181	148 031
MBALENILE PRIMARY SCHOOL	902006148	Primary	NAANGALA	5	1	1	108	73 424	73 424	73 424	89 436	91 536	96 650
SEKONONG SECONDARY SCHOOL	902005803	Secondary	NAANGALA	3	0	1	87	47 813	47 813	47 813	53 746	57 257	61 257
SPRINGWATER PRIMARY SCHOOL	902002291	Primary	NAANGALA	10	2	1	236	144 485	144 485	144 485	163 541	171 299	180 400
RIWANA PRIMARY SCHOOL	902006795	Primary	NAANGALA	10	4	1	592	427 518	427 518	427 518	459 807	489 036	514 304
SIBONGAMANDA SECONDARY SCHOOL	902005930	Secondary	NAANGALA	33	8	1	1208	754 276	754 276	754 276	837 615	887 246	939 032
IMPLEO PRIMARY SCHOOL	902006210	Primary	NAANGALA	7	2	1	150	88 324	88 324	88 324	117 429	124 357	131 321
DUVHA PRIMARY SCHOOL	902002980	Primary	NAANGALA	14	3	1	426	265 656	265 656	265 656	234 282	237 518	250 819
ELANJA PRIMARY SCHOOL	902006190	Secondary	NAANGALA	20	4	1	597	369 816	369 816	369 816	343 676	363 647	384 328
BONGOHLE ANKLA PRIMARY SCHOOL	902013888	Primary	NAANGALA	26	5	1	907	558 056	558 056	558 056	595 212	630 330	665 628
SCAMINGO PRIMARY SCHOOL	902002091	Primary	NAANGALA	27	5	1	858	528 846	528 846	528 846	551 797	584 353	617 077
VERENA PRIMARY SCHOOL	902004568	Primary	NAANGALA	20	4	1	624	389 215	389 215	389 215	415 813	440 346	465 002
MH. LUTSWA PRIMARY SCHOOL	902005653	Primary	NAANGALA	18	4	1	591	369 172	369 172	369 172	389 638	412 627	435 734
MBEDLWANA SECONDARY SCHOOL	902013968	Secondary	NAANGALA	10	2	1	103	69 779	69 779	69 779	88 087	93 266	98 520
THUBETHELE PRIMARY SCHOOL	902003558	Primary	NAANGALA	11	3	1	353	221 038	221 038	221 038	227 852	241 636	251 558
STANTHELE PRIMARY SCHOOL	902001858	Primary	NAANGALA	10	3	1	458	285 869	285 869	285 869	326 154	344 242	363 425
SINETHU PRIMARY SCHOOL	902012462	Primary	NAANGALA	15	3	1	520	323 050	323 050	323 050	337 824	357 882	377 882
SINDAMWENI PRIMARY SCHOOL	902012121	Intermediate	NAANGALA	10	2	1	307	193 892	193 892	193 892	174 438	184 783	195 131
SIBALENGE SECONDARY SCHOOL	902012028	Secondary	NAANGALA	14	3	1	422	263 527	263 527	263 527	281 521	297 496	312 541
MGULUWA SECONDARY SCHOOL	902014118	Secondary	NAANGALA	13	3	1	474	295 111	295 111	295 111	329 826	349 073	368 821
SOZILANI PRIMARY SCHOOL	902002238	Combined	NAANGALA	9	2	1	231	147 522	147 522	147 522	161 715	171 220	180 851
BLYN BETHELE PRIMARY SCHOOL	902001222	Primary	NAANGALA	6	2	1	146	85 895	85 895	85 895	108 926	114 393	120 799
MCHHEPHILI PRIMARY SCHOOL	902014386	Secondary	NAANGALA	10	2	1	284	185 784	185 784	185 784	140 673	148 973	157 315
MBONGO PRIMARY SCHOOL	902012763	Primary	NAANGALA	12	3	1	415	259 275	259 275	259 275	271 526	287 540	303 602
LUBANGENI SECONDARY SCHOOL	902010348	Intermediate	NAANGALA	10	2	1	256	162 705	162 705	162 705	152 294	161 279	170 311
MASANA PRIMARY SCHOOL	902012823	Primary	NAANGALA	14	3	1	507	315 153	315 153	315 153	337 286	357 186	377 186
SEMONATE COMBINED SCHOOL	902002038	Intermediate	NAANGALA	10	2	1	256	162 705	162 705	162 705	189 188	175 861	185 648
BALETHU SECONDARY SCHOOL	902000463	Combined	NAANGALA	17	4	1	411	259 847	259 847	259 847	247 798	261 134	271 832
LESTHANE PRIMARY SCHOOL	902012462	Primary	NAANGALA	10	2	1	318	200 869	200 869	200 869	218 075	233 321	248 607
MAKHOSINI PRIMARY SCHOOL	902002574	Primary	NAANGALA	9	2	1	250	159 081	159 081	159 081	134 584	142 524	152 525
RAMANTSHO PRIMARY SCHOOL	902010240	Primary	NAANGALA	5	1	1	148	87 718	87 718	87 718	111 341	117 910	124 513
GOBOLUBI SECONDARY SCHOOL	902004648	Secondary	NAANGALA	10	2	1	222	142 054	142 054	142 054	160 443	169 599	179 424
BERJANE SECONDARY SCHOOL	902002962	Secondary	NAANGALA	18	4	1	540	335 196	335 196	335 196	352 808	373 413	394 324
ITSOSENG SECONDARY SCHOOL	902002624	Intermediate	NAANGALA	11	3	1	268	188 213	188 213	188 213	175 785	189 135	199 559
LEHLELE SECONDARY SCHOOL	902010041	Secondary	NAANGALA	15	4	1	433	270 268	270 268	270 268	281 951	297 496	312 541
SIBONGILE PRIMARY SCHOOL	902002018	Primary	NAANGALA	5	1	1	163	108 219	108 219	108 219	107 487	113 208	120 181
RADUOKO PRIMARY SCHOOL	902013960	Primary	NAANGALA	3	0	1	62	57 024	57 024	57 024	79 243	83 618	88 817
RAMABALE PRIMARY SCHOOL	902010000	Primary	NAANGALA	10	2	1	362	227 085	227 085	227 085	258 782	274 029	289 476
LEFISO PRIMARY SCHOOL	902005992	Primary	NAANGALA	10	2	1	278	176 075	176 075	176 075	194 618	205 418	217 077
MAKALASE SECONDARY SCHOOL	902012038	Secondary	NAANGALA	11	3	1	228	134 160	134 160	134 160	140 673	148 673	157 315
DIKABO PRIMARY SCHOOL	902003538	Intermediate	NAANGALA	10	2	1	308	193 075	193 075	193 075	180 826	189 099	198 565
PUTHOKWE PRIMARY SCHOOL	902002708	Primary	NAANGALA	16	3	1	449	310 294	310 294	310 294	347 570	369 095	389 618
SITHULUWE SECONDARY SCHOOL	902011388	Secondary	NAANGALA	16	3	1	443	278 282	278 282	278 282	290 631	307 811	325 070
EVERGREEN PRIMARY SCHOOL	902004680	Primary	NAANGALA	4	1	1	100	80 104	80 104	80 104	92 146	98 074	104 146
BLUKPANI PRIMARY SCHOOL	902001158	Primary	NAANGALA	6	2	1	220	142 862	142 862	142 862	144 546	153 074	161 645
BIBHABALA PRIMARY SCHOOL	902006193	Combined	NAANGALA	6	2	1	113	75 853	75 853	75 853	86 511	93 082	100 685
EKWAZINI SECONDARY SCHOOL	902003338	Secondary	NAANGALA	23	4	1	886	411 724	411 724	411 724	465 611	493 082	520 685
MHLUZI PRIMARY SCHOOL	902014233	Primary	NAANGALA	24	5	1	716	442 092	442 092	442 092	480 286	478 256	503 880
IPANI PRIMARY SCHOOL	902006819	Primary	NAANGALA	11	3								

School Name	Enis Number	Phase	District	Educators	Non Educators	Quintiles	Learners	Main Appropriation 2019/20	Adjusted Appropriation	Revised Estimates	2019/20	2020/21	2021/22
PUNGUTSHA SECONDARY SCHOOL	800518770	Secondary	NIKANGALA	11	3	1	363	227 054	227 054	227 054	245 354	259 830	274 350
RAMABE PRIMARY SCHOOL	800515018	Primary	NIKANGALA	4	1	1	123	81 825	81 825	81 825	102 485	108 532	114 810
LEBEO SECONDARY SCHOOL	800510553	Secondary	NIKANGALA	12	3	1	387	242 270	242 270	242 270	270 891	289 874	302 838
KAGISO PRIMARY SCHOOL	800510723	Primary	NIKANGALA	9	2	1	254	167 463	167 463	167 463	176 375	183 836	191 114
KALUBANE PRIMARY SCHOOL	800512419	Primary	NIKANGALA	8	2	1	254	167 463	167 463	167 463	203 321	210 178	221 148
SEABE SECONDARY SCHOOL	800520318	Secondary	NIKANGALA	11	3	1	446	279 320	279 320	279 320	324 518	343 695	362 540
KOPE PRIMARY SCHOOL	800507534	Primary	NIKANGALA	8	2	1	257	163 311	163 311	163 311	184 274	193 096	193 258
KHOSONWANE PRIMARY SCHOOL	800507690	Primary	NIKANGALA	14	3	1	436	271 423	271 423	271 423	286 336	284 148	300 081
THEKISO PRIMARY SCHOOL	800520377	Primary	NIKANGALA	9	2	1	281	177 888	177 888	177 888	185 341	189 273	207 287
OTHOLO PRIMARY SCHOOL	800500583	Intermediate	NIKANGALA	10	2	1	267	169 385	169 385	169 385	181 511	189 220	202 684
MALONTONE PRIMARY SCHOOL	800512138	Primary	NIKANGALA	16	4	1	646	369 578	369 578	369 578	478 380	509 604	534 874
MADIBONE PRIMARY SCHOOL	800511270	Primary	NIKANGALA	4	1	1	122	81 518	81 518	81 518	91 971	97 287	102 851
GR-OTLO SECONDARY SCHOOL	800502543	Intermediate	NIKANGALA	17	4	1	514	319 405	319 405	319 405	314 642	333 524	352 201
RAUAI COMBINED SCHOOL	800518688	Secondary	NIKANGALA	16	3	1	395	247 126	247 126	247 126	228 115	241 574	255 102
THUFANE SECONDARY SCHOOL	800520325	Secondary	NIKANGALA	12	3	1	312	198 718	198 718	198 718	207 686	219 639	230 256
THEMBEVA PRIMARY SCHOOL	800521307	Primary	NIKANGALA	12	3	1	434	270 817	270 817	270 817	273 444	289 577	305 785
THABING PRIMARY SCHOOL	800520585	Combined	NIKANGALA	10	3	1	400	251 378	251 378	251 378	275 599	270 648	285 804
THULASWINE LOWER PRIMARY SCHOOL	800520374	Primary	NIKANGALA	14	3	1	473	294 003	294 003	294 003	301 530	319 326	337 208
THABANA SECONDARY SCHOOL	800522820	Secondary	NIKANGALA	10	2	1	176	113 599	113 599	113 599	118 870	123 779	130 703
VELANGEZI PRIMARY SCHOOL	800524670	Primary	NIKANGALA	7	2	1	214	137 165	137 165	137 165	149 639	159 562	167 218
DUDUZILE SECONDARY SCHOOL	800502674	Secondary	NIKANGALA	12	3	1	354	222 228	222 228	222 228	237 554	251 040	265 698
KABENZWA PRIMARY SCHOOL	800507298	Primary	NIKANGALA	33	6	1	1084	685 002	685 002	685 002	708 637	748 646	790 570
EZEMILETHU PRIMARY SCHOOL	800504164	Primary	NIKANGALA	11	3	1	410	259 240	259 240	259 240	274 771	289 630	307 222
MAHSHADE SECONDARY SCHOOL	800514712	Secondary	NIKANGALA	14	3	1	473	294 003	294 003	294 003	333 457	363 131	372 808
RAMOKGELANE PRIMARY SCHOOL	800515983	Primary	NIKANGALA	13	3	1	395	247 736	247 736	247 736	272 698	282 282	298 650
NEOSPHLE PRIMARY SCHOOL	800517054	Primary	NIKANGALA	20	4	1	657	408 267	408 267	408 267	444 542	470 770	487 133
STHABILE PRIMARY SCHOOL	800521360	Primary	NIKANGALA	14	3	1	464	289 037	289 037	289 037	310 473	328 791	347 203
SOCHUMBANE PRIMARY SCHOOL	800522494	Intermediate	NIKANGALA	12	3	1	380	238 018	238 018	238 018	248 622	264 552	279 378
SOCHUMBANE SECONDARY SCHOOL	800521544	Secondary	NIKANGALA	12	3	1	380	238 018	238 018	238 018	252 338	268 694	284 552
RAMADIBO SCIENCE COMBINED SCHOOL	800520777	Combined	NIKANGALA	34	6	1	1098	692 804	692 804	692 804	727 520	760 078	787 042
SOCHUMBANE SECONDARY SCHOOL	800522219	Secondary	NIKANGALA	16	3	1	426	265 958	265 958	265 958	300 256	317 073	335 778
MAKHOSHA SECONDARY SCHOOL	800511860	Combined	NIKANGALA	25	5	1	874	416 583	416 583	416 583	452 325	479 885	505 705
MADODA SECONDARY SCHOOL	800511353	Secondary	NIKANGALA	10	2	1	210	134 769	134 769	134 769	139 612	147 214	155 458
BAWOLUHE PRIMARY SCHOOL	800500788	Primary	NIKANGALA	10	2	1	345	216 760	216 760	216 760	238 331	252 363	265 527
ZAMINTHUKO PRIMARY SCHOOL	800502806	Primary	NIKANGALA	15	3	1	492	309 043	309 043	309 043	321 327	340 285	359 341
KHULU-UNDE PRIMARY SCHOOL	800507854	Primary	NIKANGALA	13	3	1	414	258 669	258 669	258 669	302 172	320 001	337 921
SENZANGANI PRIMARY SCHOOL	800500035	Primary	NIKANGALA	6	2	1	123	81 825	81 825	81 825	98 396	102 085	107 602
NAZANE PRIMARY SCHOOL	800516717	Intermediate	NIKANGALA	6	2	1	240	152 988	152 988	152 988	162 294	161 270	170 511
STHABILE PRIMARY SCHOOL	800521364	Intermediate	NIKANGALA	5	1	1	144	84 681	84 681	84 681	105 253	111 483	117 705
SKHULUSINI PRIMARY SCHOOL	800521055	Intermediate	NIKANGALA	24	5	1	746	460 313	460 313	460 313	482 057	504 073	514 383
MALIBHELE SECONDARY SCHOOL	800513021	Secondary	NIKANGALA	10	3	1	312	198 718	198 718	198 718	221 731	234 813	247 043
NAJABELE SECONDARY SCHOOL	800520594	Secondary	NIKANGALA	13	3	1	312	198 718	198 718	198 718	221 731	234 813	247 043
SKHULUSINI PRIMARY SCHOOL	800520028	Primary	NIKANGALA	12	3	1	400	250 198	250 198	250 198	247 827	262 534	277 236
BULEBESIBE SECONDARY SCHOOL	800501710	Secondary	NIKANGALA	11	3	1	346	219 160	219 160	219 160	240 246	254 471	268 699
GLUGILETHU PRIMARY SCHOOL	800504978	Primary	NIKANGALA	6	2	1	246	156 632	156 632	156 632	165 341	169 276	187 287
SAKHELE PRIMARY SCHOOL	800519711	Primary	NIKANGALA	13	3	1	384	240 448	240 448	240 448	241 502	255 772	270 696
LAERKOO KLIPSPRUIT	800500608	Secondary	NIKANGALA	16	3	1	436	272 030	272 030	272 030	318 134	339 604	355 771
PHAKAMA PRIMARY SCHOOL	800518077	Primary	NIKANGALA	4	1	1	106	71 002	71 002	71 002	84 222	89 182	94 187
TONKELOO SECONDARY SCHOOL	800520591	Secondary	NIKANGALA	12	3	1	307	193 682	193 682	193 682	175 658	189 517	200 130
ANDISA PRIMARY SCHOOL	800500240	Primary	NIKANGALA	9	2	1	295	187 000	187 000	187 000	189 810	201 006	212 286
SIZANE PRIMARY SCHOOL	800521891	Primary	NIKANGALA	26	5	1	878	540 486	540 486	540 486	588 181	611 144	634 216
ELANGANANE SECONDARY SCHOOL	800520548	Secondary	NIKANGALA	12	3	1	403	259 850	259 850	259 850	314 022	329 847	351 486
RAMADIBO PRIMARY SCHOOL	800516078	Primary	NIKANGALA	6	2	1	223	145 062	145 062	145 062	146 674	157 763	169 284
FUNDIBHELE PRIMARY SCHOOL	800500447	Primary	NIKANGALA	16	3	1	503	312 176	312 176	312 176	324 730	344 482	354 338
WOODCHONG SECONDARY SCHOOL	800514888	Secondary	NIKANGALA	8	2	1	124	82 533	82 533	82 533	105 253	111 483	117 705
MORANE PRIMARY SCHOOL	800515227	Secondary	NIKANGALA	8	2	1	140	92 251	92 251	92 251	110 234	119 738	123 275
MOZAPALAMA SECONDARY SCHOOL	800519303	Combined	NIKANGALA	14	3	1	336	213 116	213 116	213 116	197 470	209 121	220 622
MOKERE SECONDARY SCHOOL	800514958	Secondary	NIKANGALA	10	2	1	256	162 705	162 705	162 705	183 427	194 246	205 127
MOHLATSENG PRIMARY SCHOOL	800514951	Primary	NIKANGALA	10	2	1	312	196 718	196 718	196 718	200 625	211 826	223 688
THOLULWAZI SECONDARY SCHOOL	800520387	Secondary	NIKANGALA	24	5	1	568	352 203	352 203	352 203	399 215	429 331	459 331
MATHEHE PRIMARY SCHOOL	800513218	Primary	NIKANGALA	10	2	1	298	188 213	188 213	188 213	214 070	228 700	239 255
BOROLO PRIMARY SCHOOL	800501465	Primary	NIKANGALA	4	1	1	142	93 465	93 465	93 465	99 196	105 017	110 698
MAHLABANDLOU PRIMARY SCHOOL	800503158	Primary	BOHLABELA	10	4	2	678	421 670	421 670	421 670	437 148	462 840	488 895
ORHOVELANI HIGH SCHOOL	800503168	Secondary	BOHLABELA	68	8	2	1530	941 104	941 104	941 104	791 887	839 698	885 870
GLINTHOPPE PRIMARY SCHOOL	800514622	Combined	EBHLENZENI	7	2	2	204	131 723	131 723	131 723	144 212	150 515	157 724
MOONENI PRIMARY SCHOOL	800511121	Primary	EBHLENZENI	13	3	1	488	291 658	291 658	291 658	311 830	330 211	348 724
CHIEF FUNWANO SECONDARY SCHOOL	800504505	Secondary	EBHLENZENI	28	5	2	863	533 879	533 879	533 879	592 724	620 236	652 558
KHANYISI PRIMARY SCHOOL	800507841	Primary	EBHLENZENI	15	3	2	537	334 968	334 968	334 968	332 366	352 008	371 722
KHANYISI PRIMARY SCHOOL	800503154	Primary	EBHLENZENI	8	2	2	266	169 582	169 582	169 582	197 802	199 882	210 010
DETALU SECONDARY SCHOOL	800503121	Secondary	BOHLABELA	21	4	2	575	358 189	358 189	358 189	354 891	376 830	399 876
BOKWISO PRIMARY-2 SCHOOL	800503126	Primary	BOHLABELA	26	5	2	880	544 368	544 368	544 368	542 541	574 551	609 726
ZWIDE PRIMARY SCHOOL	800503177	Primary	BOHLABELA	11	3	2	315	199 491	199 491	199 491	289 127	303 058	319 878
GLUGILETHU SECONDARY SCHOOL	800504661	Primary	EBHLENZENI	24	5	2	730	452 768	452 768	452 768	484 051	512 621	541 328
ZWELISA PRIMARY SCHOOL	800503550	Primary	EBHLENZENI	31	6	2	1058	653 614	653 614	653 614	684 848	726 844	777 051
INVALINGU PRIMARY SCHOOL	800517401	Primary	EBHLENZENI	25	5	2	820	511 394	511 394	511 394	560 254	582 715	615 351
MSHAYI PRIMARY SCHOOL	800514968	Primary	EBHLENZENI	15	4	2	734	455 298	455 298	455 298	475 027	501 774	531 885
NELO PRIMARY SCHOOL	800514514	Primary	EBHLENZENI	17	4	2	563	350 884	350 884	350 884	365 816	380 699	409 083
STUTABA PRIMARY SCHOOL	800504893	Primary	EBHLENZENI	16	3	2	633	383 580	383 580	383 580	417 699	443 503	467 804
ZIKODI SECONDARY SCHOOL	800503913	Secondary	EBHLENZENI	16	3	2	441	278 389	278 389	278 389	291 044	306 487	321 346
PHAKANI PRIMARY SCHOOL	800510350	Primary	EBHLENZENI	30	5	2	917	569 538	569 538	569 538	603 745	637 010	670 443
NEHABAZA PRIMARY SCHOOL	800515687	Primary	EBHLENZENI	20	4	2	778	482 068	482 068	482 068	516 651	545 588	576 643
ENKHOKHOKHENE PRIMARY SCHOOL	800503772	Primary	EBHLENZENI	28	5	2	881	544 969	544 969	544 969	589 248	621 775	655 474
LUMPOLO PRIMARY SCHOOL	800524964	Primary	EBHLENZENI	14	3	2	503	314 241	314 241	314 241	331 756	351 329	371 033
CORHETSHENI PRIMARY SCHOOL	800502248	Primary	EBHLENZENI	18	4	2	838	396 644	396 644	396 644	417 899	442 533	467 304
FLURIGLOBO SECONDARY SCHOOL	800504684	Secondary	EBHLENZENI	37	8	2	1008	622 484	622 484	622 484	644 07		

School Name	Enis Number	Phase	District	Educators	Non Educators	Quintiles	Leamers	Main Appropriation 2018/19	Adjusted Appropriation	Revised Estimates	2019/20	2020/21	2021/22
TEKWAWE PRIMARY SCHOOL	92022724	Primary	ENHLANDZENI	17	4	2	508	364 604	394 364	364 604	415 298	439 601	464 430
JOHN MOLLU PRIMARY SCHOOL	92027112	Primary	ENHLANDZENI	25	5	2	856	529 566	529 566	529 566	548 898	581 557	613 913
MORFING PRIMARY SCHOOL	92026461	Primary	BOHLABELA	5	1	2	227	145 777	145 777	145 777	150 276	155 186	162 132
MOHLENGE MASHABA PRIMARY SCHOOL	92026476	Primary	BOHLABELA	5	2	2	220	141 804	141 804	141 804	150 498	164 051	173 871
MOHLENGE PRIMARY SCHOOL	92026480	Primary	BOHLABELA	14	3	2	457	289 164	289 164	289 164	306 882	329 079	348 967
MASHABA SECONDARY SCHOOL	92026480	Secondary	BOHLABELA	23	5	2	1238	757 378	757 378	757 378	806 882	857 085	905 684
HLAMALAP PRIMARY SCHOOL	92026481	Primary	BOHLABELA	10	2	2	268	170 803	170 803	170 803	199 768	208 430	220 081
MOGOROSH SECONDARY SCHOOL	92026508	Secondary	BOHLABELA	24	5	2	673	418 066	418 066	418 066	454 577	469 717	485 988
MOTSELENG SENIOR PRIMARY SCHOOL	92026508	Primary	BOHLABELA	7	2	2	234	150 049	150 049	150 049	151 573	159 116	169 807
INTSHOENYANE PRIMARY SCHOOL	92026510	Primary	BOHLABELA	9	2	2	273	173 654	173 654	173 654	179 878	187 914	197 804
OAKLEY HIGHER PRIMARY SCHOOL	92026512	Primary	BOHLABELA	12	3	2	405	266 632	266 632	266 632	280 666	292 554	314 228
PLATJIE LOWER AND HIGHER PRIMARY SCHOOL	92026513	Primary	BOHLABELA	12	3	2	381	227 566	227 566	227 566	230 217	243 800	257 453
MHLABA KHOSA PRIMARY SCHOOL	92026527	Primary	BOHLABELA	6	2	2	138	81 453	81 453	81 453	111 424	117 698	124 906
SHANNE SENIOR SECONDARY SCHOOL	92026531	Secondary	BOHLABELA	30	5	2	1104	681 081	681 081	681 081	739 172	809 689	887 002
PHULONG PRIMARY SCHOOL	92026548	Primary	BOHLABELA	10	2	2	330	208 646	208 646	208 646	225 076	238 355	251 703
TAMALAME SENIOR SECONDARY SCHOOL	92026519	Secondary	BOHLABELA	22	4	2	428	270 955	270 955	270 955	300 010	321 342	337 725
SOLE PRIMARY SCHOOL	92026521	Primary	BOHLABELA	17	4	2	540	338 626	338 626	338 626	371 996	393 120	415 960
MATHEBA HIGH SCHOOL	92026520	Secondary	BOHLABELA	24	5	2	922	525 836	525 836	525 836	569 732	604 466	641 371
MATHEKANE SECONDARY SCHOOL	92026522	Secondary	BOHLABELA	19	4	2	622	386 877	386 877	386 877	425 658	459 592	493 448
KWETSE LOWER AND HIGHER PRIMARY SCHOOL	92026498	Primary	BOHLABELA	16	3	2	571	355 748	355 748	355 748	380 879	413 941	437 122
JAMES KHOSA SENIOR SECONDARY SCHOOL	92026495	Secondary	BOHLABELA	14	3	2	543	338 657	338 657	338 657	353 604	374 467	395 437
BOYOHVO SENIOR SECONDARY SCHOOL	92026495	Secondary	BOHLABELA	16	3	2	410	257 475	257 475	257 475	281 911	309 134	326 448
HOKESA SECONDARY SCHOOL	92026494	Primary	BOHLABELA	11	3	2	354	223 265	223 265	223 265	241 764	256 048	270 388
HLANGALEZIE PRIMARY SCHOOL	92026492	Primary	BOHLABELA	11	3	2	346	218 412	218 412	218 412	228 531	242 438	256 015
ALEXANDRIA PRIMARY SCHOOL	92026493	Primary	BOHLABELA	13	3	2	438	275 178	275 178	275 178	279 058	295 222	312 071
VANDAMIA LOWER AND HIGHER PRIMARY SCHOOL	92026523	Primary	BOHLABELA	7	2	2	206	134 789	134 789	134 789	146 556	155 203	163 844
MAGASHALE LOWER PRIMARY SCHOOL	92026502	Primary	BOHLABELA	20	4	2	701	435 056	435 056	435 056	462 211	489 481	516 862
CHUNWINDOINE PRIMARY SCHOOL	92026493	Primary	BOHLABELA	17	4	2	624	375 861	375 861	375 861	377 582	398 646	422 038
CHATHPE HIGH SCHOOL	92026581	Primary	BOHLABELA	12	4	2	388	244 048	244 048	244 048	260 512	274 414	274 414
SKATLENG PRIMARY SCHOOL	92026577	Primary	BOHLABELA	18	3	2	528	320 110	320 110	320 110	338 253	359 029	376 033
SKAPANSO MASHABANA SECONDARY SCHOOL	92026478	Secondary	BOHLABELA	12	3	2	371	233 672	233 672	233 672	253 508	266 105	278 962
MATHAPLA LOWER AND HIGHER PRIMARY SCHOOL	92026588	Primary	BOHLABELA	4	2	2	218	140 863	140 863	140 863	160 172	169 620	179 119
BAWA MAHUNANA LOWER PRIMARY SCHOOL	92026572	Primary	BOHLABELA	12	3	2	411	258 057	258 057	258 057	260 422	275 707	291 231
MOGOLANE PRIMARY SCHOOL	92026571	Primary	BOHLABELA	14	3	2	473	295 931	295 931	295 931	319 897	341 608	363 464
EAMALEANI HIGH SCHOOL	92026568	Secondary	BOHLABELA	16	3	2	501	184 842	184 842	184 842	181 376	190 077	202 433
MODUPHAP COMBINED SCHOOL	92026570	Combined	BOHLABELA	17	4	2	564	351 475	351 475	351 475	360 670	381 451	413 404
RINDEZANI SENIOR SECONDARY SCHOOL	92026572	Secondary	BOHLABELA	17	4	2	508	317 260	317 260	317 260	353 732	405 495	431 371
HLULANI HIGHER PRIMARY SCHOOL	92026544	Primary	BOHLABELA	10	2	2	323	204 372	204 372	204 372	218 802	230 612	246 016
WANANANG PRIMARY SCHOOL	92026556	Primary	BOHLABELA	15	3	2	452	344 151	344 151	344 151	353 992	373 787	394 719
EMFLENI PRIMARY SCHOOL	92026552	Primary	BOHLABELA	17	4	2	500	281 862	281 862	281 862	288 842	301 646	318 545
MAHOLUKE LOWER PRIMARY SCHOOL	92026561	Primary	BOHLABELA	11	3	2	377	237 333	237 333	237 333	246 382	259 414	274 408
MAHUTLELA SECONDARY SCHOOL	92026569	Secondary	BOHLABELA	14	3	2	395	248 320	248 320	248 320	264 277	279 889	295 542
E.M. MOKOENA HIGH SCHOOL	92026565	Secondary	BOHLABELA	21	4	2	595	364 293	364 293	364 293	389 028	408 801	432 086
MALENGEZA HIGHER PRIMARY SCHOOL	92026594	Primary	BOHLABELA	9	2	2	295	187 262	187 262	187 262	212 866	226 426	239 049
BANTOMU PRIMARY SCHOOL	92026593	Primary	BOHLABELA	10	2	2	333	210 477	210 477	210 477	227 647	241 076	254 578
SISO PRIMARY SCHOOL	92021768	Primary	BOHLABELA	6	2	2	278	177 516	177 516	177 516	205 153	217 237	229 423
MARAMBANE PRIMARY SCHOOL	92021268	Primary	BOHLABELA	26	5	2	1067	658 466	658 466	658 466	699 134	732 206	778 490
SKHILA SECONDARY SCHOOL	92021154	Secondary	BOHLABELA	23	4	2	841	520 551	520 551	520 551	513 874	529 020	546 408
LESGOD PRIMARY SCHOOL	92021228	Primary	BOHLABELA	30	5	2	1008	623 096	623 096	623 096	702 556	744 010	785 672
MARIPAN PRIMARY SCHOOL	92021257	Primary	BOHLABELA	13	4	2	549	342 520	342 520	342 520	362 504	405 630	427 778
PRAMEER SKOOL, KELLYVILLE	92021670	Primary	BOHLABELA	13	4	2	663	411 903	411 903	411 903	446 788	473 146	499 444
LYONBURG PRIMARY SCHOOL	92021774	Primary	BOHLABELA	20	4	2	641	388 474	388 474	388 474	424 938	450 016	475 217
BAHNBELLA PRIMARY SCHOOL	92021534	Primary	BOHLABELA	25	5	2	758	455 007	455 007	455 007	507 761	535 898	566 189
GOROHLA PRIMARY SCHOOL	92020784	Primary	BOHLABELA	22	4	2	695	458 577	458 577	458 577	506 862	542 028	576 126
HLONG SECONDARY SCHOOL	92028992	Secondary	BOHLABELA	17	4	2	303	192 166	192 166	192 166	195 874	198 941	207 894
PHILIPPS REST PRIMARY SCHOOL	92021242	Primary	BOHLABELA	5	2	2	150	123 193	123 193	123 193	130 542	138 696	146 433
DIENITJE PRIMARY SCHOOL	92028630	Primary	BOHLABELA	15	3	2	556	349 592	349 592	349 592	370 313	382 161	414 122
BOEBING PRIMARY SCHOOL	92028548	Primary	BOHLABELA	11	3	2	393	247 100	247 100	247 100	277 773	294 102	310 635
EL MCGANE PRIMARY SCHOOL	92028550	Primary	BOHLABELA	4	2	2	250	159 615	159 615	159 615	172 379	182 548	192 772
SHANWANG SECONDARY SCHOOL	92028558	Primary	BOHLABELA	13	3	2	403	308 138	308 138	308 138	312 476	330 912	349 443
MABULELA PRIMARY SCHOOL	92021171	Primary	BOHLABELA	2	0	2	23	31 212	31 212	31 212			
MATRIDI PRIMARY SCHOOL	92022847	Primary	BOHLABELA	12	3	2	408	256 255	256 255	256 255	283 865	293 931	304 044
LINDANI PRIMARY SCHOOL	92021042	Primary	BOHLABELA	14	3	2	501	313 021	313 021	313 021	347 820	368 341	388 698
KADISHI SECONDARY SCHOOL	92028605	Secondary	BOHLABELA	12	3	2	312	187 659	187 659	187 659	189 731	200 825	212 177
PHILIPPS REST CITY SECONDARY SCHOOL	92028654	Secondary	BOHLABELA	10	2	2	368	199 713	199 713	199 713	225 386	232 789	246 186
EDENIA SECONDARY SCHOOL	92028638	Secondary	BOHLABELA	14	3	2	385	245 289	245 289	245 289	270 717	284 800	298 455
MAHUME SECONDARY SCHOOL	92028621	Secondary	BOHLABELA	13	3	2	374	174 464	174 464	174 464	178 878	187 315	197 698
SERISHA SECONDARY SCHOOL	92028146	Secondary	BOHLABELA	12	3	2	387	121 362	121 362	121 362	129 289	138 864	144 592
SIBEDINGE PRIMARY SCHOOL	92028140	Primary	BOHLABELA	13	3	2	441	279 368	279 368	279 368	303 479	321 334	339 383
NAWISHE PRIMARY SCHOOL	92028158	Primary	BOHLABELA	13	3	2	403	253 203	253 203	253 203	273 274	289 397	305 603
BOSCHRAND PRIMARY SCHOOL	92021545	Primary	ENHLANDZENI	18	4	2	687	426 552	426 552	426 552	464 443	523 509	552 626
ENTABAMHLOPE COMBINED SCHOOL	92028114	Combined	ENHLANDZENI	15	3	2	450	281 862	281 862	281 862	293 622	317 300	335 099
TERHEMBELAN PRIMARY SCHOOL	92028266	Primary	ENHLANDZENI	15	3	2	531	331 332	331 332	331 332	345 251	365 621	388 066
THEMBEKA SECONDARY SCHOOL	92028119	Secondary	ENHLANDZENI	31	6	2	871	538 863	538 863	538 863	584 343	623 509	662 805
WAKANI SECONDARY SCHOOL	92021628	Secondary	ENHLANDZENI	33	6	2	898	555 953	555 953	555 953	599 251	632 247	665 413
TEKLELE PRIMARY SCHOOL	92022780	Primary	ENHLANDZENI	40	8	2	1362	728 691	728 691	728 691	777 292	780 700	824 433
LENGO SECONDARY SCHOOL	92021024	Secondary	ENHLANDZENI	42	8	2	1173	723 197	723 197	723 197	777 866	817 511	863 222
SHAMALIA PRIMARY SCHOOL	92021616	Primary	ENHLANDZENI	27	5	2	588	610 858	610 858	610 858	662 527	692 191	727 324
PHILIPSBURYA PRIMARY SCHOOL	92021172	Primary	ENHLANDZENI	19	4	2	571	355 748	355 748	355 748	385 171	399 745	429 373
BONGENI ANKLA SECONDARY SCHOOL	92021244	Secondary	ENHLANDZENI	26	5	2	757	489 280	489 280	489 280	423 810	447 598	471 054
ZAMOKHULE PRIMARY SCHOOL	92028817	Combined	ENHLANDZENI	33	6	2	895	608 445	608 445	608 445	671 713	711 344	751 178
ENDOLEZALE PRIMARY SCHOOL	92028548	Primary	ENHLANDZENI	14	3	2	477	298 371	298 371	298 371	317 300	335 099	
MAGEWU PRIMARY SCHOOL	92021164	Primary	ENHLANDZENI	33	6	2	1222	753 108	753 108	753 108	818 158	887 026	937 815
MBOMBO PRIMARY SCHOOL	92021755	Combined	ENHLANDZENI	30	5	2	863	548 187	548 187	548 187	593 300	629 724	
MBAZAMA PRIMARY SCHOOL	92021380	Primary	ENHLANDZENI	34	6	2	1147	707 328	707 328	707			

School Name	Enis Number	Phase	District	Educators	Non Educators	Quintiles	Learners	Main Appropriation 2019/20	Adjusted Appropriation	Revised Estimates	2019/20	2020/21	2021/22
LUKASME PRIMARY SCHOOL	802024810	Primary	ENHLANZENI	34	5	2	1213	747 613	747 613	747 613	759 756	804 581	849 638
MEKODOD PRIMARY SCHOOL	802013748	Primary	ENHLANZENI	19	4	2	899	432 046	432 046	432 046	464 686	524 180	563 540
MTHEMBU SECONDARY SCHOOL	802015883	Secondary	ENHLANZENI	26	5	2	883	586 167	586 167	586 167	570 818	604 487	638 348
SAHINI SECONDARY SCHOOL	802015814	Secondary	ENHLANZENI	44	9	2	1447	860 442	860 442	860 442	865 071	907 280	989 778
SEKONGBA PRIMARY SCHOOL	802022318	Primary	ENHLANZENI	42	8	3	1346	830 824	830 824	830 824	865 071	907 280	989 778
SEKONGBA SECONDARY SCHOOL	802020921	Secondary	ENHLANZENI	43	8	3	1347	703 989	703 989	703 989	723 159	773 274	815 577
SEKONGBA SECONDARY SCHOOL	802004432	Secondary	ENHLANZENI	35	6	2	894	613 538	613 538	613 538	629 680	669 041	702 354
SEKONGBA SECONDARY SCHOOL	802003173	Secondary	ENHLANZENI	31	6	2	896	564 121	564 121	564 121	589 125	639 143	689 366
SEKONGBA SECONDARY SCHOOL	802022022	Primary	ENHLANZENI	19	4	2	820	385 656	385 656	385 656	387 022	409 856	437 608
SEKONGBA SECONDARY SCHOOL	802021226	Primary	ENHLANZENI	23	4	2	779	480 876	480 876	480 876	473 136	501 051	529 110
SEKONGBA SECONDARY SCHOOL	802015743	Combined	ENHLANZENI	24	5	2	844	272 126	272 126	272 126	277 131	293 442	309 917
SEKONGBA SECONDARY SCHOOL	802003078	Primary	ENHLANZENI	20	4	2	450	281 882	281 882	281 882	295 126	312 538	330 040
SEKONGBA SECONDARY SCHOOL	802034140	Secondary	ENHLANZENI	17	4	2	695	432 046	432 046	432 046	459 616	526 233	555 702
SEKONGBA SECONDARY SCHOOL	802011775	Primary	ENHLANZENI	31	5	2	1140	703 055	703 055	703 055	750 116	794 373	838 858
SEKONGBA SECONDARY SCHOOL	802022542	Combined	ENHLANZENI	27	5	2	811	380 163	380 163	380 163	412 726	437 079	461 655
SEKONGBA SECONDARY SCHOOL	802024840	Primary	ENHLANZENI	22	4	2	698	372 836	372 836	372 836	370 596	392 482	414 811
SEKONGBA SECONDARY SCHOOL	802021873	Combined	ENHLANZENI	37	8	3	1225	573 044	573 044	573 044	602 651	639 555	674 269
SEKONGBA SECONDARY SCHOOL	802006478	Secondary	ENHLANZENI	30	5	2	1088	671 929	671 929	671 929	721 107	763 748	805 518
SEKONGBA SECONDARY SCHOOL	802001068	Secondary	ENHLANZENI	37	8	2	1173	723 197	723 197	723 197	742 541	774 551	806 726
SEKONGBA SECONDARY SCHOOL	802019778	Primary	ENHLANZENI	19	4	2	836	387 253	387 253	387 253	437 750	483 622	529 688
SEKONGBA SECONDARY SCHOOL	802007724	Primary	ENHLANZENI	23	4	2	780	483 316	483 316	483 316	500 260	531 426	562 600
SEKONGBA SECONDARY SCHOOL	802015941	Combined	ENHLANZENI	30	5	2	816	508 513	508 513	508 513	541 256	573 180	605 289
SEKONGBA SECONDARY SCHOOL	802002014	Primary	ENHLANZENI	27	5	2	849	533 602	533 602	533 602	569 616	601 676	633 736
SEKONGBA SECONDARY SCHOOL	802020768	Secondary	ENHLANZENI	34	6	2	1155	712 211	712 211	712 211	820 150	883 553	917 162
SEKONGBA SECONDARY SCHOOL	802022868	Primary	ENHLANZENI	36	6	2	1187	731 744	731 744	731 744	769 824	812 067	857 543
SEKONGBA SECONDARY SCHOOL	802025783	Primary	ENHLANZENI	28	5	2	969	586 847	586 847	586 847	605 521	641 247	677 157
SEKONGBA SECONDARY SCHOOL	802015768	Secondary	ENHLANZENI	31	6	2	1340	825 131	825 131	825 131	844 584	884 444	944 501
SEKONGBA SECONDARY SCHOOL	802019723	Secondary	ENHLANZENI	25	5	2	784	485 782	485 782	485 782	519 885	549 246	573 598
SEKONGBA SECONDARY SCHOOL	802021438	Primary	ENHLANZENI	29	5	2	1514	851 337	851 337	851 337	883 937	920 482	967 027
SEKONGBA SECONDARY SCHOOL	802021438	Primary	ENHLANZENI	10	2	2	325	204 377	204 377	204 377	210 626	220 875	231 269
SEKONGBA SECONDARY SCHOOL	802003078	Primary	ENHLANZENI	8	2	2	210	135 402	135 402	135 402	139 942	145 698	151 454
SEKONGBA SECONDARY SCHOOL	802014058	Combined	ENHLANZENI	20	4	2	536	333 773	333 773	333 773	359 818	377 672	396 031
SEKONGBA SECONDARY SCHOOL	802007388	Secondary	ENHLANZENI	33	6	2	783	485 140	485 140	485 140	485 140	507 583	527 138
SEKONGBA SECONDARY SCHOOL	802007331	Primary	ENHLANZENI	11	3	2	305	193 389	193 389	193 389	198 158	207 731	210 584
SEKONGBA SECONDARY SCHOOL	802014904	Primary	ENHLANZENI	18	4	2	560	342 630	342 630	342 630	356 613	374 863	395 252
SEKONGBA SECONDARY SCHOOL	802000521	Combined	ENHLANZENI	20	4	2	524	327 060	327 060	327 060	347 820	369 341	388 958
SEKONGBA SECONDARY SCHOOL	802013838	Primary	ENHLANZENI	19	4	2	675	410 836	410 836	410 836	452 700	522 832	552 108
SEKONGBA SECONDARY SCHOOL	802034568	Secondary	ENHLANZENI	24	5	2	628	380 540	380 540	380 540	374 811	396 925	419 153
SEKONGBA SECONDARY SCHOOL	802007633	Secondary	ENHLANZENI	40	8	2	801	488 136	488 136	488 136	505 535	533 007	560 849
SEKONGBA SECONDARY SCHOOL	802013873	Combined	ENHLANZENI	32	6	2	837	518 109	518 109	518 109	545 117	577 275	609 602
SEKONGBA SECONDARY SCHOOL	802010688	Secondary	ENHLANZENI	8	2	2	1033	637 744	637 744	637 744	659 647	690 130	721 212
SEKONGBA SECONDARY SCHOOL	802014098	Primary	ENHLANZENI	15	3	2	541	337 439	337 439	337 439	370 629	400 330	422 748
SEKONGBA SECONDARY SCHOOL	802016478	Primary	ENHLANZENI	9	2	2	250	159 815	159 815	159 815	170 451	180 508	190 616
SEKONGBA SECONDARY SCHOOL	802010917	Primary	ENHLANZENI	18	4	2	617	383 626	383 626	383 626	414 732	440 022	461 431
SEKONGBA SECONDARY SCHOOL	802012438	Primary	ENHLANZENI	24	5	2	743	460 733	460 733	460 733	484 656	504 180	523 548
SEKONGBA SECONDARY SCHOOL	802006493	Primary	ENHLANZENI	16	3	2	565	352 089	352 089	352 089	374 811	396 925	419 153
SEKONGBA SECONDARY SCHOOL	802006817	Primary	ENHLANZENI	19	4	2	611	382 371	382 371	382 371	388 950	411 898	434 904
SEKONGBA SECONDARY SCHOOL	802006667	Secondary	ENHLANZENI	18	4	2	457	286 164	286 164	286 164	281 626	293 245	314 847
SEKONGBA SECONDARY SCHOOL	802012252	Primary	ENHLANZENI	8	2	2	264	168 360	168 360	168 360	175 590	185 963	195 398
SEKONGBA SECONDARY SCHOOL	802012076	Primary	ENHLANZENI	22	4	2	752	468 227	468 227	468 227	500 127	529 634	559 234
SEKONGBA SECONDARY SCHOOL	802016209	Secondary	ENHLANZENI	24	5	2	688	427 773	427 773	427 773	469 288	496 098	524 786
SEKONGBA SECONDARY SCHOOL	802006233	Combined	ENHLANZENI	5	1	2	135	89 623	89 623	89 623	102 550	110 555	114 026
SEKONGBA SECONDARY SCHOOL	802011633	Primary	ENHLANZENI	8	2	2	248	156 824	156 824	156 824	161 454	170 863	180 272
SEKONGBA SECONDARY SCHOOL	802006638	Primary	ENHLANZENI	21	4	2	634	424 721	424 721	424 721	450 526	482 266	509 146
SEKONGBA SECONDARY SCHOOL	802014767	Secondary	ENHLANZENI	16	4	2	563	352 089	352 089	352 089	374 811	396 925	419 153
SEKONGBA SECONDARY SCHOOL	802023873	Primary	ENHLANZENI	22	6	2	1036	678 028	678 028	678 028	729 551	772 598	815 890
SEKONGBA SECONDARY SCHOOL	802003129	Primary	ENHLANZENI	24	5	2	816	507 121	507 121	507 121	549 257	578 834	611 038
SEKONGBA SECONDARY SCHOOL	802005314	Secondary	ENHLANZENI	21	4	2	617	383 626	383 626	383 626	384 452	407 136	423 656
SEKONGBA SECONDARY SCHOOL	802002147	Primary	ENHLANZENI	14	3	2	448	280 671	280 671	280 671	295 126	312 538	330 040
SEKONGBA SECONDARY SCHOOL	802034636	Secondary	ENHLANZENI	26	5	2	788	494 304	494 304	494 304	475 707	503 774	531 885
SEKONGBA SECONDARY SCHOOL	802025130	Primary	ENHLANZENI	13	3	2	457	286 164	286 164	286 164	300 806	318 082	335 027
SEKONGBA SECONDARY SCHOOL	802005958	Primary	ENHLANZENI	14	3	2	388	244 657	244 657	244 657	254 277	276 888	295 542
SEKONGBA SECONDARY SCHOOL	802007872	Secondary	ENHLANZENI	25	5	2	791	480 031	480 031	480 031	487 713	484 718	511 882
SEKONGBA SECONDARY SCHOOL	802026724	Secondary	DELT SIBANDI	25	5	2	790	489 421	489 421	489 421	528 177	559 238	590 652
SEKONGBA SECONDARY SCHOOL	802006662	Combined	DELT SIBANDI	25	5	2	829	511 364	511 364	511 364	543 220	573 015	602 789
SEKONGBA SECONDARY SCHOOL	802022558	Primary	DELT SIBANDI	13	3	2	394	247 712	247 712	247 712	259 214	281 238	297 514
SEKONGBA SECONDARY SCHOOL	802016786	Primary	DELT SIBANDI	13	3	2	414	259 819	259 819	259 819	270 050	282 066	292 012
SEKONGBA SECONDARY SCHOOL	802028761	Primary	DELT SIBANDI	1	0	2	18	30 518	30 518	30 518	46 151	52 053	54 699
SEKONGBA SECONDARY SCHOOL	802005903	Secondary	DELT SIBANDI	24	5	2	879	419 228	419 228	419 228	443 876	469 746	495 052
SEKONGBA SECONDARY SCHOOL	802001483	Primary	DELT SIBANDI	31	6	2	1187	731 744	731 744	731 744	762 325	807 302	852 511
SEKONGBA SECONDARY SCHOOL	802025122	Primary	DELT SIBANDI	20	5	2	1056	651 784	651 784	651 784	689 704	730 958	781 394
SEKONGBA SECONDARY SCHOOL	802014803	Primary	DELT SIBANDI	1	0	2	22	31 038	31 038	31 038	48 847	51 729	54 608
SEKONGBA SECONDARY SCHOOL	802035114	Primary	DELT SIBANDI	15	3	2	470	294 120	294 120	294 120	329 827	349 287	368 847
SEKONGBA SECONDARY SCHOOL	802013821	Primary	DELT SIBANDI	13	3	2	392	246 460	246 460	246 460	259 648	282 562	298 417
SEKONGBA SECONDARY SCHOOL	802014506	Primary	DELT SIBANDI	26	5	2	835	516 889	516 889	516 889	559 971	571 825	603 851
SEKONGBA SECONDARY SCHOOL	802017327	Secondary	DELT SIBANDI	18	4	2	474	296 540	296 540	296 540	310 540	338 871	347 289
SEKONGBA SECONDARY SCHOOL	802020698	Secondary	DELT SIBANDI	19	4	2	548	341 728	341 728	341 728	361 163	383 195	403 772
SEKONGBA SECONDARY SCHOOL	802006718	Secondary	DELT SIBANDI	32	5	2	863	568 016	568 016	568 016	595 016	623 702	652 108
SEKONGBA SECONDARY SCHOOL	802020911	Combined	DELT SIBANDI	12	3	2	350	220 863	220 863	220 863	217 794	230 188	243 039
SEKONGBA SECONDARY SCHOOL	802019875	Combined	DELT SIBANDI	21	4	2	704	436 028	436 028	436 028	458 751	484 002	510 521
SEKONGBA SECONDARY SCHOOL	802012401	Secondary	DELT SIBANDI	40	8	2	1107	895 119	895 119	895 119	889 240	1 085 028	1 114 110
SEKONGBA SECONDARY SCHOOL	802016154	Secondary	DELT SIBANDI	23	4	2	837	578 149	578 149	578 149	602 673	701 135	740 399
SEKONGBA SECONDARY SCHOOL	802016154	Secondary	DELT SIBANDI	36	8	2	1321	81					

School Name	Enis Number	Phase	District	Educators	Non Educators	Quintiles	Leamers	Main Appropriation 2018/19	Adjusted Appropriation	Revised Estimates	2019/20	2020/21	2021/22
ITHATA SECONDARY SCHOOL	92002983	Secondary	GERT SIBANDE	41	9	2	1130	669 500	696 500	669 500	669 500	942 054	994 808
CAMDEN COMBINED SCHOOL	92001885	Combined	GERT SIBANDE	23	4	2	812	502 549	502 549	502 549	502 549	584 781	617 508
P. T. TWALA SECONDARY SCHOOL	92001343	Primary	GERT SIBANDE	50	3	2	1538	369 885	369 885	369 885	1340 506	1391 885	1 163 686
IBALACHANE PRIMARY SCHOOL	92001341	Primary	GERT SIBANDE	32	5	2	1006	672 535	672 535	672 535	708 101	811 386	859 826
ALAM MAKINGA PRIMARY SCHOOL	92002098	Primary	GERT SIBANDE	23	4	2	807	499 797	499 797	499 797	514 926	545 288	575 804
SBANSENGWE PRIMARY SCHOOL	92002978	Combined	GERT SIBANDE	23	5	2	959	567 030	567 030	567 030	594 515	650 739	687 210
WIKULOTHEATH PRIMARY SCHOOL	92002407	Primary	GERT SIBANDE	40	9	2	1476	920 974	920 974	920 974	968 614	1 095 762	1 383 305
LIFALETU PRIMARY SCHOOL	92001038	Primary	GERT SIBANDE	35	6	2	1192	738 691	738 691	738 691	793 172	839 999	887 007
ZAMOKUHE PRIMARY SCHOOL	92002925	Primary	GERT SIBANDE	35	6	2	1088	671 316	671 316	671 316	697 418	735 596	779 902
EUSASALETHU SECONDARY SCHOOL	92000581	Secondary	GERT SIBANDE	42	8	2	1258	775 079	775 079	775 079	860 006	910 750	961 762
AIRIVATSWANE SECONDARY SCHOOL	92002797	Secondary	GERT SIBANDE	50	8	2	1338	824 521	824 521	824 521	848 441	888 496	948 615
BUYANI PRIMARY SCHOOL	92001818	Primary	GERT SIBANDE	33	6	2	1065	657 277	657 277	657 277	672 598	712 705	752 616
THOLUKWAZI PRIMARY SCHOOL	92002359	Primary	GERT SIBANDE	37	8	2	1203	741 508	741 508	741 508	811 812	859 707	907 851
MUZIMUHE PRIMARY SCHOOL	92001695	Primary	GERT SIBANDE	9	2	2	275	175 075	175 075	175 075	124 808	130 172	136 574
MAPHALA-GULUBE PRIMARY SCHOOL	92001230	Primary	GERT SIBANDE	35	6	2	1301	679 250	679 250	679 250	777 323	818 831	862 574
WUPUKELLO PRIMARY SCHOOL	92001570	Primary	GERT SIBANDE	35	0	2	1165	718 314	718 314	718 314	799 112	833 991	848 919
CHUMPEVE PRIMARY SCHOOL	92002046	Primary	GERT SIBANDE	67	9	2	2717	1 485 586	1 485 586	1 485 586	1 771 375	1 925 751	1 980 823
CHEFE ANPHE MAYISA SECONDARY SCHOOL	92002995	Secondary	GERT SIBANDE	43	9	2	1306	804 579	804 579	804 579	891 856	933 898	989 388
RIBOKHAKWI PRIMARY SCHOOL	92002018	Primary	GERT SIBANDE	24	5	2	845	522 962	522 962	522 962	539 329	571 140	603 133
WUKHOSHAYE SECONDARY SCHOOL	92002498	Secondary	GERT SIBANDE	40	8	2	1200	757 685	757 685	757 685	823 377	871 956	920 766
THORISOBO PRIMARY SCHOOL	92002321	Primary	GERT SIBANDE	24	5	2	834	518 278	518 278	518 278	548 968	581 357	613 913
THOMAS MABATHI SECONDARY SCHOOL	92002375	Secondary	GERT SIBANDE	54	8	2	1581	972 232	972 232	972 232	962 831	1 019 638	1 076 738
SIDWAKELE SECONDARY SCHOOL	92002168	Secondary	GERT SIBANDE	36	8	2	1317	811 002	811 002	811 002	921 701	976 081	1 030 742
PETRUS MZYLA PRIMARY SCHOOL	92011802	Primary	GERT SIBANDE	37	6	2	1204	787 054	787 054	787 054	825 506	873 988	922 542
HARMONY PARK SCHOOL	92002478	Combined	GERT SIBANDE	29	5	2	953	588 813	588 813	588 813	644 371	682 339	720 603
LESSELI PRIMARY SCHOOL	92001044	Combined	GERT SIBANDE	12	3	2	375	236 112	236 112	236 112	257 892	273 063	288 355
AZALEA COMBINED SCHOOL	92002038	Combined	GERT SIBANDE	30	5	2	855	526 056	526 056	526 056	575 659	609 941	644 688
THAMBEKA PRIMARY SCHOOL	92002347	Primary	GERT SIBANDE	28	5	2	1076	662 210	662 210	662 210	743 046	789 886	830 652
AMJO SCHOOL	92001158	Combined	GERT SIBANDE	23	4	2	633	369 580	369 580	369 580	343 526	363 179	383 135
THORISANE SECONDARY SCHOOL	92002310	Secondary	GERT SIBANDE	38	8	2	1237	837 134	837 134	837 134	899 657	937 011	974 729
THUTO-THIBE SECONDARY SCHOOL	92002347	Secondary	GERT SIBANDE	23	5	2	816	525 201	525 201	525 201	563 629	597 201	630 644
BOGUSALASHA SECONDARY SCHOOL	92002680	Primary	GERT SIBANDE	25	5	2	1024	632 260	632 260	632 260	684 566	724 555	765 502
PHEMBINDLELA PRIMARY SCHOOL	92001840	Primary	GERT SIBANDE	25	5	2	834	518 278	518 278	518 278	541 896	573 471	605 008
THEHU PRIMARY SCHOOL	92002163	Primary	GERT SIBANDE	29	5	2	1089	659 717	659 717	659 717	755 541	801 177	845 043
WUKUZENLE COMBINED SCHOOL	92002484	Combined	GERT SIBANDE	40	8	2	1301	801 326	801 326	801 326	822 735	871 276	920 907
ZIZAMELENE COMBINED SCHOOL	92002654	Primary	GERT SIBANDE	31	6	2	1115	687 769	687 769	687 769	705 131	746 734	788 951
CHUBUKWAZI COMBINED SCHOOL	92001893	Combined	GERT SIBANDE	44	9	2	1380	837 139	837 139	837 139	905 353	945 179	1 001 277
BONGSAMB COMPREHENSIVE SCHOOL	92001412	Secondary	NIANGALA	21	4	2	525	388 709	388 709	388 709	262 346	277 626	293 386
HULANJANILE PRIMARY SCHOOL	92002640	Primary	NIANGALA	11	3	2	314	188 880	188 880	188 880	178 878	187 314	197 604
ELUKHANTSHANE SECONDARY SCHOOL	92002342	Secondary	NIANGALA	44	9	2	1124	693 285	693 285	693 285	757 162	801 895	849 753
KONTUMUNDO PRIMARY SCHOOL	92002753	Combined	NIANGALA	20	4	2	589	354 526	354 526	354 526	343 323	363 179	383 135
ROPMANO SECONDARY SCHOOL	92002845	Secondary	NIANGALA	39	8	2	1064	656 089	656 089	656 089	705 824	742 097	787 343
AKONJANE PRIMARY SCHOOL	92001738	Combined	NIANGALA	23	5	2	934	577 317	577 317	577 317	559 038	588 844	621 819
SIBUKOSETHU PRIMARY SCHOOL	92002076	Primary	NIANGALA	13	3	2	564	351 475	351 475	351 475	354 002	417 341	440 712
MANGASOLA PRIMARY SCHOOL	92001278	Primary	NIANGALA	10	2	2	342	215 670	215 670	215 670	252 788	249 522	260 307
MALOMA PRIMARY SCHOOL	92001230	Combined	NIANGALA	12	3	2	303	182 168	182 168	182 168	175 156	185 458	195 844
ALEX MANABENG MAMPANA PRIMARY	92003423	Primary	NIANGALA	31	6	2	1075	663 380	663 380	663 380	724 409	767 149	810 109
VUMA PRIMARY SCHOOL	92002520	Combined	NIANGALA	19	4	2	707	438 759	438 759	438 759	441 647	467 704	493 806
PHAKAMA PRIMARY SCHOOL	92001808	Combined	NIANGALA	16	3	2	520	324 618	324 618	324 618	270 702	289 673	302 727
MMAGOBANA PRIMARY SCHOOL	92001481	Combined	NIANGALA	21	4	2	547	402 137	402 137	402 137	354 248	375 149	395 157
MOTSOELLE DM SECONDARY SCHOOL	92003458	Secondary	NIANGALA	28	5	2	1085	689 484	689 484	689 484	728 551	772 566	815 490
SIPHENDULWE PRIMARY SCHOOL	92002125	Primary	NIANGALA	33	5	2	1043	543 846	543 846	543 846	575 212	616 108	656 213
SEBILWOLE PRIMARY SCHOOL	92002028	Primary	NIANGALA	35	6	2	1100	678 540	678 540	678 540	705 317	745 493	787 869
THUTUKANI PRIMARY SCHOOL	92002402	Primary	NIANGALA	10	4	2	671	416 788	416 788	416 788	448 716	475 190	501 807
NANCY SHEBA PRIMARY SCHOOL	92001648	Primary	NIANGALA	28	5	2	801	532 146	532 146	532 146	563 673	598 104	632 722
LEONARD KITHUTHI SECONDARY SCHOOL	92002958	Secondary	NIANGALA	38	8	2	1192	728 691	728 691	728 691	812 452	862 387	909 598
EMPLOYERWEN SECONDARY SCHOOL	92002818	Secondary	NIANGALA	37	8	2	1200	739 677	739 677	739 677	818 206	865 512	915 007
MAPULE SINDANE SCHOOL	92001257	Combined	NIANGALA	33	6	2	1092	667 653	667 653	667 653	702 556	744 010	785 675
SCHODONGZITHU PRIMARY SCHOOL	92001694	Primary	NIANGALA	33	6	2	1100	715 262	715 262	715 262	752 945	796 415	841 015
MABANDE COMPREHENSIVE HIGH SCHOOL	92001104	Secondary	NIANGALA	35	8	2	1103	735 405	735 405	735 405	802 282	850 282	893 845
SIYATHOKOZA PRIMARY SCHOOL	92002447	Primary	NIANGALA	31	6	2	1037	640 186	640 186	640 186	690 146	739 095	788 244
ZACHEUS MALAZA SECONDARY SCHOOL	92002570	Primary	NIANGALA	35	6	2	1334	821 489	821 489	821 489	892 140	944 776	997 683
NELSON NGUBENI PRIMARY SCHOOL	92001676	Primary	NIANGALA	25	5	2	804	552 901	552 901	552 901	581 743	618 096	659 596
JEREMIA MODA PRIMARY SCHOOL	92002070	Primary	NIANGALA	40	8	2	1481	886 887	886 887	886 887	943 951	999 221	1 055 177
PHILIP PHIMASE SECONDARY SCHOOL	92001628	Secondary	NIANGALA	40	8	2	1317	811 002	811 002	811 002	884 466	935 224	989 601
EDMANES KAMADA PRIMARY SCHOOL	92002691	Primary	NIANGALA	30	5	2	1138	698 650	698 650	698 650	739 810	781 483	827 868
MCHUNJANA SECONDARY SCHOOL	92001397	Primary	NIANGALA	34	6	2	1050	656 059	656 059	656 059	692 514	730 301	767 878
HLANZI PHALA PRIMARY SCHOOL	92002632	Primary	NIANGALA	34	6	2	1038	640 795	640 795	640 795	684 723	729 702	770 887
OLWEVER PRIMARY SCHOOL	92002172	Primary	NIANGALA	31	6	2	1098	659 717	659 717	659 717	695 506	735 534	776 718
EDWARD MATHEKA PRIMARY SCHOOL	92002145	Primary	NIANGALA	36	8	2	1227	792 782	792 782	792 782	836 443	885 670	938 752
ERODWADANI PRIMARY SCHOOL	92002624	Primary	NIANGALA	26	5	2	820	568 771	568 771	568 771	593 310	628 915	663 501
MORUTI MAKUSE PRIMARY SCHOOL	92001528	Primary	NIANGALA	28	5	2	1043	643 848	643 848	643 848	711 958	753 540	795 738
F. H. MABELA SECONDARY SCHOOL	92003817	Secondary	NIANGALA	34	6	2	658	407 630	407 630	407 630	503 238	602 557	695 607
WAGALQA PRIMARY SCHOOL	92002856	Primary	NIANGALA	36	8	2	1176	725 027	725 027	725 027	740 477	784 195	828 078
SURUMANI PRIMARY SCHOOL	92002517	Primary	NIANGALA	27	5	2	884	546 798	546 798	546 798	585 884	621 510	659 315
DUNBAR PRIMARY SCHOOL	92002964	Primary	NIANGALA	30	5	2	1050	646 120	646 120	646 120	697 418	735 596	779 102
SPRINGBOKDALE PRIMARY SCHOOL	92002225	Combined	NIANGALA	10	2	2	235	150 951	150 951	150 951	121 492	128 626	135 831
LANDAU PRIMARY SCHOOL	92002681	Combined	NIANGALA	11	3	2	324	204 884	204 884	204 884	188 872	205 399	217 828
SIFUDISE PRIMARY SCHOOL	92002803	Primary	NIANGALA	6	2	2	247	157 894	157 894	157 894	179 440	193 095	207 678
MAKUSE COMBINED SCHOOL	92001829	Combined	NIANGALA	21	4	2	954	613 939	613 939	613 939	653 992	706 246	759 646
AMANDLA PRIMARY SCHOOL	92002014	Primary	NIANGALA	3	0	2	118	79 244	79 244	79 244	59 714	105 597	111 533
MARHAKI SECONDARY SCHOOL	92002851	Secondary	NIANGALA	25	5	2	751	465 617	465 617	465 617	472 484	503 371	528 302
NOBUKHE PRIMARY SCHOOL	92001745	Primary	NIANGALA	7	2	2	235	150 961	150 961	150 961	169 811	170 286	179 836
SEKEMISA PRIMARY SCHOOL	92002150	Combined	NIANGALA	21	4	2	608	433 267	433 267	433 267	439 433	464 301	490 302

School Name	Enis Number	Phase	District	Educators	Non Educators	Quintiles	Learners	Main Appropriation 2018/19	Adjusted Appropriation	Revised Estimates	2018/2019	2019/2020	2020/2021
LANGSALE PRIMARY SCHOOL	80203037	Combined	NIKANGALA	23	4	2	700	489 421	486 421	486 421	518 406	560 050	580 653
HEONIPA SECONDARY SCHOOL	80202454	Secondary	NIKANGALA	30	5	2	884	607 835	607 835	607 835	622 181	667 634	
MUSA SECONDARY SCHOOL	80201922	Secondary	NIKANGALA	29	5	2	854	487 987	487 987	487 987	514 858	545 288	575 824
OGUBANE SECONDARY SCHOOL	80201403	Intermediate	NIKANGALA	25	5	2	978	421 876	421 876	421 876	442 431	473 928	503 352
OGUMBE PRIMARY SCHOOL	80202078	Primary	NIKANGALA	23	4	2	686	414 955	414 955	414 955	427 887	473 984	
ZINAMAKWISA SECONDARY SCHOOL	80202628	Secondary	NIKANGALA	27	5	2	806	488 577	488 577	488 577	505 559	530 186	564 817
MKHUTSHA SECONDARY SCHOOL	80202567	Secondary	NIKANGALA	10	2	2	154	161 219	161 219	161 219	127 836	134 534	142 592
LETHABONG SECONDARY SCHOOL	80202025	Secondary	NIKANGALA	29	5	2	836	387 253	387 253	387 253	393 806	415 582	439 777
KHANYISA PRIMARY SCHOOL	80202725	Primary	NIKANGALA	6	2	2	181	117 696	117 696	117 696	133 730	141 933	149 511
MAVULA PRIMARY SCHOOL	80201958	Primary	NIKANGALA	13	3	2	422	284 802	284 802	284 802	282 270	288 934	315 494
PHUTHUMAN PRIMARY SCHOOL	80201845	Primary	NIKANGALA	24	5	2	865	553 511	553 511	553 511	574 674	605 580	642 800
TETEMA PRIMARY SCHOOL	80202278	Primary	NIKANGALA	3	0	2	78	54 829	54 829	54 829	72 847	77 251	81 577
QUMELANG PRIMARY SCHOOL	80202269	Primary	NIKANGALA	34	5	2	1230	751 885	751 885	751 885	857 311	884 942	902 419
SENZANGAKHSA SECONDARY SCHOOL	80202038	Secondary	NIKANGALA	39	8	2	1381	850 157	850 157	850 157	961 780	984 985	1 008 484
REMATSHASE PRIMARY SCHOOL	80201615	Primary	NIKANGALA	3	0	2	58	42 622	42 622	42 622	59 555	63 077	66 809
MUSI PRIMARY SCHOOL	80201538	Combined	NIKANGALA	33	6	2	1187	731 744	731 744	731 744	757 183	801 898	840 785
KEKANG PRIMARY SCHOOL	80201531	Primary	NIKANGALA	33	4	2	1094	688 873	688 873	688 873	703 329	807 302	827 111
TULANI PRIMARY SCHOOL	80202058	Primary	NIKANGALA	32	5	2	1168	738 087	738 087	738 087	804 556	859 302	904 256
NDLOKWA MASHOYO SECONDARY SCHOOL	80201958	Secondary	NIKANGALA	28	5	2	820	587 733	587 733	587 733	584 752	597 428	620 381
BOROBANE SECONDARY SCHOOL	80202651	Primary	NIKANGALA	19	4	2	856	412 046	412 046	412 046	539 650	560 541	592 354
MKHANYO PRIMARY SCHOOL	80201341	Primary	NIKANGALA	28	5	2	862	584 438	584 438	584 438	631 898	669 148	705 620
MOTONENO PRIMARY SCHOOL	80201478	Primary	NIKANGALA	26	5	2	856	581 989	581 989	581 989	652 433	680 957	729 419
KING MASHOYO SECONDARY SCHOOL	80202652	Secondary	NIKANGALA	40	8	2	1130	699 562	699 562	699 562	739 531	809 200	880 200
KWAMHLANGA SECONDARY SCHOOL	80200870	Secondary	NIKANGALA	26	5	2	763	472 941	472 941	472 941	475 270	505 487	534 851
CHIEF LUTHULI PRIMARY SCHOOL	80203080	Primary	NIKANGALA	29	5	2	1078	685 822	685 822	685 822	744 675	788 935	833 109
MOLOTO PRIMARY SCHOOL	80201507	Primary	NIKANGALA	31	5	2	1085	689 484	689 484	689 484	707 701	748 455	791 424
KGAMPHO SECONDARY SCHOOL	80203725	Combined	NIKANGALA	39	8	2	1531	941 714	941 714	941 714	947 473	961 747	910 005
MATIMBA PRIMARY SCHOOL	80203493	Primary	NIKANGALA	35	5	2	1180	727 476	727 476	727 476	834 846	884 208	933 724
PETER MOKAFA PRIMARY SCHOOL	80201584	Primary	NIKANGALA	31	5	2	1067	658 468	658 468	658 468	703 329	743 311	783 294
ZAKHEM HIGH SCHOOL	80201038	Secondary	NIKANGALA	21	4	2	705	474 182	474 182	474 182	492 577	526 933	558 428
MOLUANA SECONDARY SCHOOL	80201378	Secondary	NIKANGALA	10	2	2	370	193 334	193 334	193 334	178 163	189 676	199 241
SEKHOA SECONDARY SCHOOL	80202048	Primary	NIKANGALA	5	1	2	146	96 335	96 335	96 335	111 424	117 588	124 606
MOUSE PRIMARY SCHOOL	80201545	Primary	NIKANGALA	25	5	2	866	535 810	535 810	535 810	571 480	605 176	639 696
THEMSALILE PRIMARY SCHOOL	80202030	Primary	NIKANGALA	11	3	2	313	188 270	188 270	188 270	205 153	217 257	229 423
MALEBO SECONDARY SCHOOL	80201262	Secondary	NIKANGALA	15	3	2	500	312 412	312 412	312 412	314 424	330 654	351 569
LODINO PRIMARY SCHOOL	80201053	Primary	NIKANGALA	6	2	2	236	151 270	151 270	151 270	211 580	224 083	236 611
NKOSAGO PRIMARY SCHOOL	80201748	Primary	NIKANGALA	13	3	2	372	234 282	234 282	234 282	252 782	265 578	280 450
SIBIS PRIMARY SCHOOL	80202658	Primary	NIKANGALA	5	1	2	144	95 115	95 115	95 115	111 621	116 698	123 589
MAKASASA PRIMARY SCHOOL	80201494	Intermediate	NIKANGALA	11	3	2	274	174 484	174 484	174 484	181 376	192 077	202 833
MOLOTO COMBINED SCHOOL	80201295	Intermediate	NIKANGALA	4	1	2	118	70 855	70 855	70 855	95 391	100 013	105 584
MATIMBALE PRIMARY SCHOOL	80201368	Primary	NIKANGALA	15	3	2	436	284 120	284 120	284 120	314 424	330 654	351 569
KHANYISA SECONDARY SCHOOL	80202783	Secondary	NIKANGALA	21	4	2	536	334 384	334 384	334 384	339 181	359 134	379 100
MOER PRIMARY SCHOOL	80201480	Secondary	NIKANGALA	10	4	2	226	145 167	145 167	145 167	169 166	179 147	189 176
KABETE PRIMARY SCHOOL	80202737	Primary	NIKANGALA	20	4	2	891	428 584	428 584	428 584	431 356	459 817	482 389
LEFENGANE PRIMARY SCHOOL	80201058	Primary	NIKANGALA	9	2	2	283	179 957	179 957	179 957	188 302	209 410	
POTSANYANE PRIMARY SCHOOL	80201871	Primary	NIKANGALA	7	2	2	213	137 231	137 231	137 231	149 620	158 746	167 636
LEKHOLANE PRIMARY SCHOOL	80201165	Primary	NIKANGALA	9	2	2	305	163 389	163 389	163 389	216 020	229 639	241 643
KOME PRIMARY SCHOOL	80200841	Primary	NIKANGALA	8	2	2	258	165 309	165 309	165 309	185 517	197 523	208 583
KAGELONG PRIMARY SCHOOL	80200168	Primary	NIKANGALA	10	2	2	281	178 737	178 737	178 737	188 410	201 006	212 296
PATROCK MANKOLANE PRIMARY SCHOOL	80201713	Primary	NIKANGALA	12	5	2	432	270 905	270 905	270 905	281 744	298 367	315 076
KHUTSONG PRIMARY SCHOOL	80200963	Primary	NIKANGALA	10	2	2	343	216 581	216 581	216 581	221 731	234 613	247 853
BESTEPAN AGRICULTURAL SCHOOL	80203082	Secondary	NIKANGALA	15	3	2	325	205 563	205 563	205 563	224 434	237 676	250 888
ELUSIKENKWE PRIMARY SCHOOL	80202049	Primary	NIKANGALA	21	4	2	447	428 544	428 544	428 544	459 844	490 944	521 044
ARNOT COLLIER PRIMARY SCHOOL	80200448	Primary	NIKANGALA	8	2	2	285	168 871	168 871	168 871	175 876	187 314	197 804
THUSANANG PRIMARY SCHOOL	80202059	Primary	NIKANGALA	34	6	2	1265	776 301	776 301	776 301	849 324	893 416	940 762
MOFO MALOKA PRIMARY SCHOOL	80201585	Intermediate	NIKANGALA	11	3	2	321	192 945	192 945	192 945	193 204	194 138	204 580
MAMATHI PRIMARY SCHOOL	80201639	Intermediate	NIKANGALA	11	3	2	291	184 842	184 842	184 842	179 678	187 314	197 404
PHAKE PRIMARY SCHOOL	80201801	Primary	NIKANGALA	17	4	2	845	400 915	400 915	400 915	430 721	455 134	481 676
MAKOTHE SECONDARY SCHOOL	80202802	Secondary	NIKANGALA	29	5	2	877	542 524	542 524	542 524	568 812	602 552	638 417
REFRITHLE PRIMARY SCHOOL	80202810	Primary	NIKANGALA	8	2	2	255	162 867	162 867	162 867	183 427	194 249	205 127
MOCHA PRIMARY SCHOOL	80201476	Primary	NIKANGALA	8	2	2	262	167 140	167 140	167 140	174 840	185 271	195 646
RATHULANA SECONDARY SCHOOL	80201974	Secondary	NIKANGALA	18	4	2	597	249 542	249 542	249 542	277 131	293 442	309 617
GOODMAN MALOKA PRIMARY SCHOOL	80200478	Intermediate	NIKANGALA	11	3	2	298	189 113	189 113	189 113	191 454	197 880	204 555
MAKOTHE PRIMARY SCHOOL	80201585	Primary	NIKANGALA	5	1	2	154	101 219	101 219	101 219	108 070	114 456	120 888
TULANE PRIMARY SCHOOL	80202078	Primary	NIKANGALA	7	2	2	223	143 334	143 334	143 334	144 852	153 420	162 022
MALOKA PRIMARY SCHOOL	80201348	Intermediate	NIKANGALA	24	5	2	684	424 721	424 721	424 721	442 296	468 336	494 401
MANTLOLE PRIMARY SCHOOL	80201228	Primary	NIKANGALA	4	4	1	10	68 289	68 289	68 289	82 196	86 028	89 864
PHOLOLO PRIMARY SCHOOL	80201382	Primary	NIKANGALA	13	3	2	488	305 098	305 098	305 098	330 826	355 834	375 701
MANOKA SECONDARY SCHOOL	80201302	Secondary	NIKANGALA	10	2	2	246	159 204	159 204	159 204	171 056	181 190	191 337
NGOTOLANE PRIMARY SCHOOL	80201703	Primary	NIKANGALA	5	1	2	148	88 167	88 167	88 167	110 308	118 816	123 358
MALOKA PRIMARY SCHOOL	80201212	Primary	NIKANGALA	7	2	2	244	156 153	156 153	156 153	165 475	174 651	183 871
BOKHIN-LANHA SECONDARY SCHOOL	80201136	Secondary	NIKANGALA	15	3	2	409	258 869	258 869	258 869	262 425	275 787	291 231
VULHOLE SECONDARY SCHOOL	80202492	Primary	NIKANGALA	7	2	2	152	95 968	95 968	95 968	122 346	127 446	134 533
MEZULWAZI SECONDARY SCHOOL	80202494	Secondary	NIKANGALA	11	3	2	447	280 081	280 081	280 081	302 194	320 023	337 644
PHAKAMANG PRIMARY SCHOOL	80201818	Primary	NIKANGALA	23	4	2	770	480 876	480 876	480 876	518 121	548 690	579 417
KAGENS SECONDARY SCHOOL	80202028	Intermediate	NIKANGALA	14	3	2	391	245 879	245 879	245 879	262 425	275 787	291 231
SEKHOLO PRIMARY SCHOOL	80202085	Combined	NIKANGALA	19	4	2	602	374 670	374 670	374 670	381 235	402 722	425 241
SALANGANE PRIMARY SCHOOL	80202089	Combined	NIKANGALA	9	2	2	281	168 530	168 530	168 530	183 642	194 868	206 708
MARELENGO PRIMARY SCHOOL	80201274	Primary	NIKANGALA	10	4	2	893	411 803	411 803	411 803	449 716	475 180	501 801
MAKOTHE PRIMARY SCHOOL	80201295	Intermediate	NIKANGALA	10	2	2	162	106 102	106 102	106 102	115 326	122 132	128 971
GIRIS HANI PRIMARY SCHOOL	80200740	Intermediate	NIKANGALA	10	2	2	236	151 270	151 270	151 270	162 897	171 681	181 274
SEBASAWA PRIMARY SCHOOL	80202177	Primary	NIKANGALA	12	3	2	428	267 242	267 242	267 242	289 127	303 038	319 676
MAKOPONG PRIMARY SCHOOL	80201197	Primary	NIKANGALA	20	4	2	715	443 442	443 442	443 442	469 638	495 289	521 081
SEZAMAKHOTO PRIMARY SCHOOL	80201675	Intermediate	NIKANGALA	21	4	2	418	262 971	262 971	262 971	282 438	299 015	315 615
VUKUZAME SECONDARY SCHOOL	80202458	Secondary	NIKANGALA	18	4	2	584	241 606	241 606	241 606	255 685	269 687	284 641
PHUMOLE PRIMARY SCHOOL	80201847	Secondary	NIKANGALA	16	3	2	377	322 787	322 787	322 787	340 108	360 174	380 344

School Name	Enis Number	Phase	District	Educators	Non Educators	Quintiles	Leaners	Main Appropriation 2018/19	Adjusted Appropriation	Revised Estimates	2019/20	2020/21	2021/22
SIPHWE PRIMARY SCHOOL	950021278	Intermediate	NAANGALA	22	4	2	556	315 492	315 492	315 492	315 492	331 580	360 162
ZAMANG PRIMARY SCHOOL	950025775	Primary	NAANGALA	17	4	2	538	325 501	325 501	325 501	328 542	347 508	387 416
SIPHUMELELE COMBINED SCHOOL	950021288	Secondary	NAANGALA	18	3	2	538	330 722	330 722	330 722	332 406	345 481	381 695
ZOORHLE SECONDARY SCHOOL	950025816	Secondary	NAANGALA	18	4	2	486	325 096	325 096	325 096	327 453	340 752	376 635
ABUMALOPHE SECONDARY SCHOOL	950027947	Secondary	NAANGALA	10	3	2	288	170 803	170 803	170 803	174 155	182 787	209 489
BAMBAKANG PRIMARY SCHOOL	950020513	Primary	NAANGALA	5	1	2	387	125 154	125 154	125 154	127 036	134 535	142 887
ROMAROBOS PRIMARY SCHOOL	950022020	Primary	NAANGALA	11	3	2	387	231 231	231 231	231 231	243 772	258 091	272 544
MAPONDO PRIMARY SCHOOL	950012542	Primary	NAANGALA	16	3	2	584	363 682	363 682	363 682	414 536	438 994	463 578
EDWALEN PRIMARY SCHOOL	950026938	Intermediate	NAANGALA	16	3	2	473	295 531	295 531	295 531	302 154	320 023	337 844
THOKOZANE PRIMARY SCHOOL	950023228	Primary	NAANGALA	17	4	2	460	306 507	306 507	306 507	303 476	321 594	338 382
HLALUSANI PRIMARY SCHOOL	950020594	Primary	NAANGALA	24	5	2	828	512 615	512 615	512 615	543 698	581 357	613 913
PHANAGELA PRIMARY SCHOOL	950018150	Intermediate	NAANGALA	13	3	2	403	253 203	253 203	253 203	268 134	283 954	299 856
VUKUZENZELE PRIMARY SCHOOL	950024819	Secondary	NAANGALA	16	3	2	541	337 436	337 436	337 436	363 244	384 675	405 217
THUTHALANE PRIMARY SCHOOL	950027622	Primary	NAANGALA	20	4	2	570	421 670	421 670	421 670	442 286	468 594	494 614
PHILWANE PRIMARY SCHOOL	950016228	Primary	NAANGALA	11	3	2	323	204 372	204 372	204 372	215 688	228 728	241 537
PHAMBU SECONDARY SCHOOL	950018138	Secondary	NAANGALA	13	3	2	403	253 581	253 581	253 581	303 708	316 652	336 507
GLAMING PRIMARY SCHOOL	950024659	Primary	NAANGALA	8	2	2	214	137 843	137 843	137 843	150 131	161 107	170 128
MORELO COMBINED SCHOOL	950015232	Combined	NAANGALA	24	5	2	789	476 504	476 504	476 504	498 171	527 543	567 307
LINTHOMBOHOLE PRIMARY SCHOOL	950024648	Primary	NAANGALA	5	1	2	127	84 738	84 738	84 738	89 757	95 053	100 378
MDLADWANA SECONDARY SCHOOL	950011338	Secondary	NAANGALA	11	3	2	380	178 127	178 127	178 127	184 588	195 480	205 497
MAOZONONGO PRIMARY SCHOOL	950011528	Primary	NAANGALA	7	2	2	222	142 734	142 734	142 734	149 344	155 156	167 012
SITHEMBISO PRIMARY SCHOOL	950021378	Primary	NAANGALA	17	4	2	903	375 280	375 280	375 280	394 733	416 022	441 431
MAHOC PRIMARY SCHOOL	950011168	Primary	NAANGALA	5	1	2	150	88 777	88 777	88 777	110 497	117 408	123 953
MANDAKABABA PRIMARY SCHOOL	950012211	Primary	NAANGALA	14	3	2	451	309 817	309 817	309 817	322 757	341 800	360 641
MANWANE PRIMARY SCHOOL	950012344	Primary	NAANGALA	17	4	2	597	371 817	371 817	371 817	399 233	422 588	446 454
SHUMELELE SECONDARY SCHOOL	950021430	Secondary	NAANGALA	20	4	2	548	342 320	342 320	342 320	376 311	401 600	424 185
MBULABESALA SECONDARY SCHOOL	950011159	Secondary	NAANGALA	10	2	2	275	175 075	175 075	175 075	196 721	209 558	242 295
ENKONAMENI PRIMARY SCHOOL	950023238	Combined	NAANGALA	10	2	2	310	186 438	186 438	186 438	193 373	203 625	212 852
SEBESONG SECONDARY SCHOOL	950020689	Secondary	NAANGALA	13	2	2	403	244 553	244 553	244 553	258 055	270 508	282 865
PRINCE SA PRINCE SCHOOL	950018710	Primary	NAANGALA	13	4	2	406	254 424	254 424	254 424	268 075	282 508	297 123
GLAMPHEZEN PRIMARY SCHOOL	950024570	Primary	NAANGALA	11	3	2	323	204 372	204 372	204 372	243 772	258 091	272 544
WEMAZONKE PRIMARY SCHOOL	950020702	Primary	NAANGALA	5	1	2	186	121 872	121 872	121 872	136 518	144 673	152 698
BUTHLELENI PRIMARY SCHOOL	950017359	Primary	NAANGALA	7	2	2	202	130 517	130 517	130 517	137 038	144 533	149 007
LUSA PRIMARY SCHOOL	950025594	Primary	NAANGALA	5	1	2	172	112 208	112 208	112 208	126 306	147 555	155 788
RETHABLE PRIMARY SCHOOL	950019348	Primary	NAANGALA	9	2	2	314	188 880	188 880	188 880	207 726	219 882	232 301
SAXHE PRIMARY SCHOOL	950019703	Primary	NAANGALA	7	2	2	221	142 114	142 114	142 114	165 310	175 053	184 887
ABEDEMA PRIMARY SCHOOL	950019385	Secondary	NAANGALA	13	3	2	437	273 857	273 857	273 857	290 422	307 277	321 231
NDABETHA PRIMARY SCHOOL	950015323	Primary	NAANGALA	8	2	2	166	128 854	128 854	128 854	134 288	142 211	150 175
SIMUYEMHWA PRIMARY SCHOOL	950021198	Combined	NAANGALA	11	3	2	286	183 620	183 620	183 620	195 874	208 841	221 694
SLABULE PRIMARY SCHOOL	950021022	Primary	NAANGALA	7	2	2	218	136 967	136 967	136 967	157 738	167 014	176 357
NTUTUKO SECONDARY SCHOOL	950020677	Secondary	NAANGALA	13	3	2	321	203 153	203 153	203 153	226 519	235 098	246 488
SLANDICE PRIMARY SCHOOL	950021113	Secondary	NAANGALA	15	3	2	387	243 438	243 438	243 438	262 428	279 771	291 488
ZAKHINI PRIMARY SCHOOL	950020688	Primary	NAANGALA	7	2	2	215	138 452	138 452	138 452	153 173	161 038	168 028
MAYSHA SECONDARY SCHOOL	950018751	Secondary	NAANGALA	13	3	2	418	262 971	262 971	262 971	277 588	288 036	304 166
BEKEZELA PRIMARY SCHOOL	950020968	Primary	NAANGALA	7	2	2	187	121 362	121 362	121 362	135 402	143 391	151 421
MHOLA PRIMARY SCHOOL	950014241	Primary	ENHLANDZENI	26	5	3	803	467 891	467 891	467 891	511 954	540 158	572 500
SKHUTSELE PRIMARY SCHOOL	950020702	Combined	ENHLANDZENI	37	8	3	1343	827 855	827 855	827 855	889 217	941 681	994 415
NGWANE PRIMARY SCHOOL	950016640	Combined	ENHLANDZENI	32	6	3	1034	630 042	630 042	630 042	670 753	697 377	734 100
ENKATZANENI PRIMARY SCHOOL	950020310	Primary	ENHLANDZENI	26	5	3	879	544 330	544 330	544 330	566 675	600 109	633 715
RAMHOLA SECONDARY SCHOOL	950027348	Secondary	ENHLANDZENI	52	8	3	1205	743 532	743 532	743 532	808 362	868 286	917 380
EMAHLENI SECONDARY SCHOOL	950020574	Secondary	ENHLANDZENI	41	8	3	1307	805 857	805 857	805 857	860 647	902 871	965 055
SANDILE PRIMARY SCHOOL	950019444	Primary	ENHLANDZENI	25	5	3	1035	536 054	536 054	536 054	573 545	610 284	647 238
ENKUTALANI SECONDARY SCHOOL	950020883	Secondary	ENHLANDZENI	32	6	3	1034	620 711	620 711	620 711	664 519	702 374	733 389
WONGWANE PRIMARY SCHOOL	950014440	Primary	ENHLANDZENI	15	3	3	548	342 373	342 373	342 373	364 075	386 913	409 218
ENKONENI PRIMARY SCHOOL	950016786	Secondary	ENHLANDZENI	23	4	3	815	524 021	524 021	524 021	559 554	593 295	623 385
EMTEKONENI PRIMARY SCHOOL	950023523	Intermediate	ENHLANDZENI	22	4	3	815	525 222	525 222	525 222	559 227	592 612	624 138
VUKUZENZELE SECONDARY SCHOOL	950020907	Secondary	ENHLANDZENI	29	5	3	998	372 628	372 628	372 628	398 427	418 751	442 207
ENTOKOZWE PRIMARY SCHOOL	950023222	Primary	ENHLANDZENI	20	4	3	711	441 674	441 674	441 674	469 074	496 608	523 370
MASHKING SECONDARY SCHOOL	950012888	Secondary	BOHLABELA	52	8	3	1570	966 953	966 953	966 953	1 063 684	1 126 441	1 189 522
HARMONY HILL PRIMARY SCHOOL	950016687	Primary	BOHLABELA	17	4	3	548	342 073	342 073	342 073	376 113	398 204	420 609
SIBAMSEHE PRIMARY SCHOOL	950020810	Intermediate	ENHLANDZENI	32	6	3	1058	659 810	659 810	659 810	670 228	709 877	749 630
SIBUYILE PRIMARY SCHOOL	950020800	Primary	ENHLANDZENI	24	5	3	753	467 338	467 338	467 338	472 036	493 699	521 883
TSIKONENI PRIMARY SCHOOL	950023481	Primary	ENHLANDZENI	37	8	3	1200	752 665	752 665	752 665	763 032	808 051	853 372
MAYSHUTE SECONDARY SCHOOL	950013565	Secondary	ENHLANDZENI	43	8	3	868	555 940	555 940	555 940	590 839	615 105	648 555
ABULABU PRIMARY SCHOOL	950019439	Primary	ENHLANDZENI	31	6	3	1071	631 269	631 269	631 269	664 519	702 374	733 389
ENKONENI PRIMARY SCHOOL	950015855	Primary	ENHLANDZENI	11	3	3	495	254 893	254 893	254 893	276 544	298 017	312 815
ENKONENI PRIMARY SCHOOL	950019431	Primary	ENHLANDZENI	23	4	3	788	477 114	477 114	477 114	505 988	547 838	580 757
LEKADZ PRIMARY SCHOOL	950010118	Combined	ENHLANDZENI	37	8	3	1057	653 095	653 095	653 095	680 512	720 547	760 618
ZHULAPHAN SECONDARY SCHOOL	950027575	Secondary	ENHLANDZENI	34	6	3	953	589 547	589 547	589 547	624 017	659 654	695 475
SITITILE SECONDARY SCHOOL	950021418	Secondary	ENHLANDZENI	46	9	3	1468	917 098	917 098	917 098	981 278	1 039 174	1 097 388
VULAMASINGO PRIMARY SCHOOL	950024643	Primary	ENHLANDZENI	25	5	3	1057	653 095	653 095	653 095	684 791	726 784	768 888
ZB KUNENE SECONDARY SCHOOL	950025884	Secondary	ENHLANDZENI	25	5	3	705	438 087	438 087	438 087	461 738	488 881	516 394
CATULANA PRIMARY SCHOOL	950019774	Primary	ENHLANDZENI	13	3	3	428	267 526	267 526	267 526	278 227	294 674	311 176
MAHLENI SECONDARY SCHOOL	950011734	Secondary	ENHLANDZENI	37	8	3	797	484 225	484 225	484 225	511 311	541 678	571 801
TSAGIDZANANI PRIMARY SCHOOL	950023620	Primary	ENHLANDZENI	28	5	3	987	610 323	610 323	610 323	650 370	688 742	727 312
TSHELENI PRIMARY SCHOOL	950023673	Primary	ENHLANDZENI	31	6	3	1086	658 595	658 595	658 595	690 839	726 145	764 255
BEJUMANI PRIMARY SCHOOL	950024471	Primary	ENHLANDZENI	28	5	3	933	577 226	577 226	577 226	594 058	618 518	653 155
NTUTUKO SECONDARY SCHOOL	950018852	Secondary	ENHLANDZENI	36	6	3	1073	662 872	662 872	662 872	709 878	750 473	791 885
PHOMALANGA PRIMARY SCHOOL	950025546	Primary	ENHLANDZENI	13	3	3	300	186 751	186 751	186 751	203 450	217 695	232 385
FUNDLELA PRIMARY SCHOOL	950024374	Primary	ENHLANDZENI	30	5	3	1084	657 374	657 374	657 374	695 075	732 148	778 428
LETSATULULA PRIMARY SCHOOL	950024555	Primary	ENHLANDZENI	17	4	3	618	384 846	384 846	384 846	412 806	437 195	461 646
MATSELU PRIMARY SCHOOL	950027198	Primary	ENHLANDZENI	11	3	3	305	224 141	224 141	224 141	236 626	253 787	267 878
MASITAYHE SECONDARY SCHOOL	950013011	Secondary	ENHLANDZENI	39	8	3	1178	727 034	727 034	727 034	769 457	805 324	859 422
THONKOLE SECONDARY SCHOOL	950023507	Secondary	ENHLANDZENI	48	9	3	1465	902 403					

School Name	Enis Number	Phase	District	Educators	Non Educators	Quintiles	Leamers	Main Appropriation 2018/19	Adjusted Appropriation	Revised Estimates	2018/20	2020/21	2021/22
DUMLELE SECONDARY SCHOOL	80002067	Secondary	NIKANGALA	12	3	3	305	211 920	211 920	211 920	165 726	210 453	222 238
DBILIZA SECONDARY SCHOOL	80002154	Secondary	NIKANGALA	13	3	3	253	186 256	186 256	186 256	165 851	207 406	219 621
VUKRAH SECONDARY SCHOOL	80002488	Secondary	NIKANGALA	13	3	3	236	151 426	151 426	151 426	281 475	268 029	314 775
TABOHLANI PRIMARY SCHOOL	80002489	Primary	NIKANGALA	29	5	3	930	575 484	575 484	575 484	594 265	639 456	664 074
LEKURAMNYA SECONDARY SCHOOL	80002498	Intermediate	NIKANGALA	24	5	3	731	453 865	453 865	453 865	414 027	438 505	463 087
NEALAHLE SECONDARY SCHOOL	80002523	Secondary	NIKANGALA	28	5	3	774	480 170	480 170	480 170	520 556	563 976	565 569
MBULUMA SECONDARY SCHOOL	80013771	Secondary	NIKANGALA	19	4	3	697	378 125	378 125	378 125	419 891	444 685	469 556
VUKLE PRIMARY SCHOOL	80002483	Primary	NIKANGALA	8	2	3	222	142 873	142 873	142 873	149 037	157 830	169 698
EMFUNDWENI PRIMARY SCHOOL	80002558	Primary	NIKANGALA	16	3	3	400	306 633	306 633	306 633	312 377	330 807	349 332
EKUPHAKENI PRIMARY SCHOOL	80002077	Primary	NIKANGALA	10	2	3	314	186 085	186 085	186 085	167 789	209 451	221 180
SOMLOKOT-HA PRIMARY SCHOOL	80002078	Primary	NIKANGALA	14	3	3	408	311 521	311 521	311 521	316 883	335 579	354 371
EKUPHAKENI-JANESWIE PRIMARY SCHOOL	80002492	Primary	NIKANGALA	14	3	3	532	332 266	332 266	332 266	361 306	382 622	404 549
REKWELE PRIMARY SCHOOL	80001028	Primary	NIKANGALA	11	3	3	352	222 306	222 306	222 306	224 421	238 081	251 418
BINGWENI SECONDARY SCHOOL	80001107	Secondary	NIKANGALA	16	4	3	522	326 187	326 187	326 187	337 466	357 386	377 412
OSWALE SECONDARY SCHOOL	80002842	Combined	NIKANGALA	18	4	3	471	355 022	355 022	355 022	285 186	295 719	313 335
KWAMAMBA SECONDARY SCHOOL	80002859	Secondary	NIKANGALA	24	5	3	763	473 446	473 446	473 446	524 182	565 113	585 389
ZIMBELENI PRIMARY SCHOOL	80002867	Primary	NIKANGALA	6	2	3	175	112 931	112 931	112 931	134 509	142 440	150 429
NYHAMAMA SECONDARY SCHOOL	80015952	Secondary	NIKANGALA	48	8	3	1317	811 989	811 989	811 989	855 056	905 546	959 257
ZIKUPHLE PRIMARY SCHOOL	80002940	Primary	NIKANGALA	40	8	3	1400	892 685	892 685	892 685	987 284	1 039 634	1 092 254
MTOMBERI PRIMARY SCHOOL	800015878	Primary	NIKANGALA	41	6	3	1300	813 601	813 601	813 601	858 314	909 556	969 856
NUZULO PRIMARY SCHOOL	800015238	Primary	NIKANGALA	29	5	3	1002	616 486	616 486	616 486	684 481	724 876	765 499
SOFUMDA SECONDARY SCHOOL	800021023	Secondary	NIKANGALA	48	8	3	1274	785 693	785 693	785 693	793 635	840 777	887 691
SOTAMA SECONDARY SCHOOL	800022228	Secondary	NIKANGALA	38	8	3	822	570 604	570 604	570 604	600 797	639 244	671 874
LEO MOETANALO SECONDARY SCHOOL	800020330	Secondary	NIKANGALA	33	6	3	1276	766 015	766 015	766 015	846 556	889 729	946 058
KWAZAMOKHLE SECONDARY SCHOOL	800028398	Secondary	NIKANGALA	33	6	3	1031	637 210	637 210	637 210	664 532	703 736	743 148
PHUMELELA SECONDARY SCHOOL	80007385	Secondary	NIKANGALA	22	4	3	800	526 610	526 610	526 610	570 536	604 200	638 035
MATYA PRIMARY SCHOOL	80013807	Combined	NIKANGALA	27	5	3	818	507 056	507 056	507 056	533 842	565 339	595 966
BOZANWANGI PRIMARY SCHOOL	80001988	Primary	NIKANGALA	3	0	3	112	75 658	75 658	75 658	75 658	75 658	75 658
TORI NALIZI SECONDARY SCHOOL	80002888	Secondary	NIKANGALA	10	2	3	186	122 067	122 067	122 067	159 156	168 545	177 564
INYECHETHE PRIMARY SCHOOL	80015588	Primary	NIKANGALA	32	6	3	1117	689 759	689 759	689 759	749 234	790 305	834 583
ALEX BENJAMIN SECONDARY SCHOOL	80003664	Secondary	NIKANGALA	19	4	3	656	408 067	408 067	408 067	416 030	440 576	465 246
REKULUO-WADI PRIMARY SCHOOL	80003168	Primary	NIKANGALA	28	5	3	1430	861 016	861 016	861 016	1 082 261	1 149 220	1 210 408
MAKHATHINI PRIMARY SCHOOL	800011674	Combined	NIKANGALA	6	2	3	356	240 163	240 163	240 163	151 618	159 808	168 484
MANYANO PRIMARY SCHOOL	800012385	Primary	NIKANGALA	26	5	3	828	513 167	513 167	513 167	539 688	571 606	603 514
ANDRIES MASHILE PRIMARY SCHOOL	80000275	Primary	NIKANGALA	12	3	3	451	282 602	282 602	282 602	304 764	327 745	340 819
BUHLERUZE PRIMARY SCHOOL	80001735	Intermediate	NIKANGALA	25	5	3	766	475 282	475 282	475 282	495 216	524 434	553 802
UBULERETHI SECONDARY SCHOOL	800024963	Combined	NIKANGALA	24	5	3	920	569 383	569 383	569 383	619 247	662 006	699 102
MASUKU PRIMARY SCHOOL	800113086	Primary	NIKANGALA	6	2	3	100	123 316	123 316	123 316	142 890	151 321	159 795
SOMKHALEKWA SECONDARY SCHOOL	800022553	Secondary	NIKANGALA	13	3	3	414	260 194	260 194	260 194	275 531	289 482	303 536
LONGWANI PRIMARY SCHOOL	80010865	Primary	NIKANGALA	11	3	3	376	236 973	236 973	236 973	251 217	265 039	280 107
SOMATU SECONDARY SCHOOL	800021668	Secondary	NIKANGALA	22	4	3	669	373 236	373 236	373 236	392 229	415 549	439 607
URWENZI PRIMARY SCHOOL	800024133	Primary	NIKANGALA	33	6	3	1117	689 759	689 759	689 759	749 899	793 052	837 463
KWALAM SECONDARY SCHOOL	80007854	Secondary	NIKANGALA	50	9	3	1158	714 611	714 611	714 611	753 032	806 051	863 302
SINJUMBE SECONDARY SCHOOL	80001891	Secondary	NIKANGALA	19	4	3	561	350 017	350 017	350 017	359 827	384 267	408 847
SELFAST PRIMARY SCHOOL	800020985	Primary	NIKANGALA	16	4	3	607	378 125	378 125	378 125	417 316	441 937	469 686
DUMSZWENI PRIMARY SCHOOL	800020315	Primary	NIKANGALA	31	6	3	1001	618 876	618 876	618 876	679 697	718 740	758 689
INMEZTA SECONDARY SCHOOL	80006186	Secondary	NIKANGALA	18	4	3	453	284 025	284 025	284 025	276 487	292 800	309 197
EBHULWENI PRIMARY SCHOOL	80003078	Primary	NIKANGALA	20	4	3	662	411 733	411 733	411 733	406 873	430 987	457 245
MPHOLONLE PRIMARY SCHOOL	800015922	Primary	NIKANGALA	21	4	3	653	406 233	406 233	406 233	457 070	484 037	511 143
SRIMALE SECONDARY SCHOOL	800021348	Secondary	NIKANGALA	28	5	3	720	447 173	447 173	447 173	376 637	398 287	420 531

PROVINCIAL NOTICE 75 OF 2019**MPUMALANGA GAMING ACT, 1995 (ACT 5 OF 1995) AS AMENDED
APPLICATION FOR A SITE OPERATOR LICENCE**

Notice is hereby given that the below mentioned applicants intend on submitting an application for site operator licence to the Mpumalanga Economic Regulator on 24 May 2019. The applications will be open for public inspection at the office of the Mpumalanga Economic Regulator at First Avenue, White River, South Africa 1240, from 24 May 2019. The purpose of the applications is to obtain a licence to operate and keep limited payout machines on the premises, in the Province of Mpumalanga:

1. Solomon Mabuza Identity Number 7201315726080 trading as Zola Joint Tavern, located at: Stand number 365, Matsulu C, Mbombela Municipality, Ehlanzeni District, Mpumalanga Province. The owner and/or managers of the site are as follow: Solomon Mabuza.

2. Sipiwe Happy Masuku Identity Number 7002090372086 trading as Mchamuza Bar Lounge and Restaurant, located at: Stand 739 Engweneni Trust Kamaqhekeza, Nkomazi Municipality, Ehlanzeni District, Mpumalanga Province. The owner and /or managers of the site are as follows: Mrs. Sipiwe Happy Masuku

Attention is directed to the provisions of Section 26 of the Mpumalanga Gambling Board Act, 1995 (Act No. 5 of 1995) as amended, which makes provision for the lodging of written objections in respect of the applications. Such objection should be lodged with the Chief Executive Officer, Mpumalanga Economic Regulator, First Avenue, Private Bag X9908, White River, South Africa, 1240, within 30 days from 24 May 2019.

PROVINCIAL NOTICE 76 OF 2019**NOTICE OF APPLICATION FOR AMENDMENT OF THE ERMELO TOWN-PLANNING SCHEME, 1982 IN TERMS OF SECTIONS 66 AND 101 OF THE MSUKALIGWA LOCAL MUNICIPALITY SPATIAL PLANNING AND LAND USE MANAGEMENT BY-LAW, 2016****AMENDMENT SCHEME 744, ANNEXURE 324**

I, Jaco Peter le Roux of Afriplan CC, being the authorised agent of the owner of **Portion 2 of Erf 527** hereby give notice in terms of Section 66 and 101 of Msukaligwa Local Municipality Spatial Planning and Land Use Management By-law, 2016 read with the Spatial Planning and Land Use Management Act, 2013 (Act 16 of 2013), that I have applied to the Msukaligwa Municipality for the amendment of the town planning scheme known as Ermelo Town Planning Scheme, 1982 by the rezoning of the above-mentioned property situated at 39 West Street from "**Residential 1**" to "**Special**" for purposes of a guest house as contained in Annexure 324.

Particulars of the applications will lay for inspection during normal office hours at the office of the Municipal Manager, 1st Floor, Msukaligwa Civic Centre, Ermelo for the period of 30 days from **24 May 2019**.

Objections to or representations in respect of the applications must be lodged with or made in writing to the Municipal Manager, during normal office hours, at the above address or at PO Box 48, Ermelo, 2350 within a period of 30 days from **24 May 2019** (last day for comment being **24 June 2019**). Any person who cannot write may during office hours attend the Office of the Municipal Manager, where an official will assist that person to lodge comment.

Details of agent: Afriplan CC, PO Box 786, Ermelo 2350. Tel: 013 282 8035 Fax: 013 243 1706. E-mail: jaco@afriplan.com/vicky@afriplan.com

PROVINSIALE KENNISGEWING 76 VAN 2019**WYSIGINGSKEMA 744, BYLAAG 324**

Ek, Jaco Peter le Roux van Afriplan CC, synde die gemagtigde agent van die eienaar van **Gedeelte 2 van Erf 527, Ermelo** hiermee ingevolge Artikels 66 en 101 van die Msukaligwa Plaaslike Munisipaliteit Ruimtelike Beplanning en Grondgebruikbestuursverordening, 2016, saamgelees met die Wet op Ruimtelike Beplanning en Grondgebruiksbestuur, 2013 (Wet 16 van 2013), kennis dat ek by Msukaligwa Munisipaliteit aansoek gedoen het vir die wysiging die dorpsbeplanningskema bekend as Ermelo Dorpsbeplanningskema 1982, deur die hersonering van bovermelde eiendom geleë te Wesstraat 39 van "**Residensiël 1**" na "**Spesiaal**" vir doeleindes van 'n gastehuis soos vervat in Bylaag 324.

Besonderhede van die aansoek lê ter insae gedurende gewone kantoorure by die kantoor van die Munisipale Bestuurder, Eerste vloer, Ermelo Burgersentrum, Ermelo 30 dae vanaf **24 Mei 2019**.

Besware teen of versoë ten opsigte van die aansoeke moet binne 'n tydperk van 30 dae vanaf **24 Mei 2019**, gedurende gewone kantoor-ure, skriftelik by of tot die Munisipale Bestuurder by die bovermelde adres of by Msukaligwa Munisipaliteit, Posbus 48, Ermelo, 2350, ingedien of gerig word (laaste datum vir kommentare **24 Junie 2019**). Enige persoon wat nie kan skryf nie sal tydens kantoor-ure deur 'n amptenaar by die Kantoor van die Munisipale Bestuurder bygestaan word om kommentaar in te dien.

Besonderhede van die agent: Afriplan CC, Posbus 786, Ermelo 2350. Tel: 013 282 8035 Faks: 013 243 1706. E-pos: jaco@afriplan.com/vicky@afriplan.com