



Government Gazette Staatskoerant

REPUBLIC OF SOUTH AFRICA
REPUBLIEK VAN SUID-AFRIKA

Vol. 564

Pretoria, 8 June
Junie 2012

No. 35432

N.B. The Government Printing Works will not be held responsible for the quality of "Hard Copies" or "Electronic Files" submitted for publication purposes



AIDS HELPLINE: 0800-0123-22 Prevention is the cure

IMPORTANT NOTICE

The Government Printing Works will not be held responsible for faxed documents not received due to errors on the fax machine or faxes received which are unclear or incomplete. Please be advised that an "OK" slip, received from a fax machine, will not be accepted as proof that documents were received by the GPW for printing. If documents are faxed to the GPW it will be the sender's responsibility to phone and confirm that the documents were received in good order.

Furthermore the Government Printing Works will also not be held responsible for cancellations and amendments which have not been done on original documents received from clients.

CONTENTS • INHOUD*No.**Page
No. Gazette
 No.***GOVERNMENT NOTICES****Labour, Department of***Government Notices*

446	Compensation for Occupational Injuries and Diseases Act (130/1993): Increase of maximum amount of earnings on which the assessment of an employer shall be calculated	3	35432
447	do.: Increase in monthly pensions	4	35432
448	do.: Amendment of Schedule 4 of the Act	18	35432

GOVERNMENT NOTICES


DEPARTMENT OF LABOUR

No. 446

8 June 2012

**COMPENSATION FOR OCCUPATIONAL INJURIES AND DISEASES ACT,
1993
(ACT No. 130 OF 1993), AS AMENDED****INCREASE OF MAXIMUM AMOUNT OF EARNINGS ON WHICH THE
ASSESSMENT OF AN EMPLOYER SHALL BE CALCULATED**

Under section 83 (8) of the Compensation for Occupational Injuries and Diseases Act, 1993 (Act No. 130 of 1993), I Nelisiwe Mildred Oliphant, Minister of Labour, hereby prescribe the amount of R292 032 per annum as the maximum amount of earnings from 1 April 2012.


M N OLIPHANT
MINISTER OF LABOUR

31/5/2012

No. 447

8 June 2012

COMPENSATION FOR OCCUPATIONAL INJURIES AND DISEASES ACT,
1993

(ACT No. 130 OF 1993), AS AMENDED

INCREASE IN MONTHLY PENSIONS

Under section 57(1) of the Compensation for Occupational Injuries and Diseases Act, 1993 (Act No 130 of 1993), I, Nelisiwe Mildred Oliphant, Minister of Labour, hereby prescribe an increase in monthly pensions payable in terms of sections 39(1) (c) and (d) and 40(1)(a), (b), (c) and (d) of the Workmen's Compensation Act, 1941 (Act No. 30 of 1941), and in terms of sections 49(1)(a) and 54(1)(a), (b), (c) and (d)(i) of the Compensation for Occupational Injuries and Diseases Act, 1993 (Act No. 130 of 1993), by 5.1% + 100 % catch up purchasing power for accidents which occurred before 1 April 2011 as well as occupational diseases which were diagnosed before 1 April 2011, with a pro-rata increase applicable for accidents that occurred and occupational diseases that were diagnosed from 1 April 2011 to 31 March 2012 with effect from 1 April 2012.

Schedule of Pension Increases effective 1 April 2012

Date of accident/date diagnosed	100% CPI Catch-up Increase	Basic increase of 5.1%	Total Increase effective 1 April 2012
1960/01/31	10.415%	5.100%	16.046%
1960/02/29	10.415%	5.100%	16.046%
1960/03/31	10.415%	5.100%	16.046%
1960/04/30	10.415%	5.100%	16.046%
1960/05/31	10.415%	5.100%	16.046%
1960/06/30	10.415%	5.100%	16.046%

Date of accident/date diagnosed	100% CPI Catch-up Increase	Basic increase of 5.1%	Total Increase effective 1 April 2012
1960/07/31	10.415%	5.100%	16.046%
1960/08/31	10.415%	5.100%	16.046%
1960/09/30	10.415%	5.100%	16.046%
1960/10/31	10.415%	5.100%	16.046%
1960/11/30	10.415%	5.100%	16.046%
1960/12/31	10.415%	5.100%	16.046%
1961/01/31	10.415%	5.100%	16.046%
1961/02/28	10.415%	5.100%	16.046%
1961/03/31	10.415%	5.100%	16.046%
1961/04/30	10.415%	5.100%	16.046%
1961/05/31	10.415%	5.100%	16.046%
1961/06/30	10.415%	5.100%	16.046%
1961/07/31	10.415%	5.100%	16.046%
1961/08/31	10.415%	5.100%	16.046%
1961/09/30	10.415%	5.100%	16.046%
1961/10/31	10.415%	5.100%	16.046%
1961/11/30	10.415%	5.100%	16.046%
1961/12/31	10.415%	5.100%	16.046%
1962/01/31	10.415%	5.100%	16.046%
1962/02/28	10.415%	5.100%	16.046%
1962/03/31	10.415%	5.100%	16.046%
1962/04/30	10.415%	5.100%	16.046%
1962/05/31	10.408%	5.100%	16.039%
1962/06/30	10.408%	5.100%	16.039%
1962/07/31	10.408%	5.100%	16.039%
1962/08/31	10.408%	5.100%	16.039%
1962/09/30	10.408%	5.100%	16.039%
1962/10/31	10.408%	5.100%	16.039%
1962/11/30	10.408%	5.100%	16.039%
1962/12/31	10.408%	5.100%	16.039%
1963/01/31	10.408%	5.100%	16.039%
1963/02/28	10.408%	5.100%	16.039%
1963/03/31	10.408%	5.100%	16.039%
1963/04/30	10.408%	5.100%	16.039%
1963/05/31	10.408%	5.100%	16.039%
1963/06/30	10.408%	5.100%	16.039%
1963/07/31	10.408%	5.100%	16.039%
1963/08/31	10.408%	5.100%	16.039%
1963/09/30	10.408%	5.100%	16.039%
1963/10/31	10.408%	5.100%	16.039%
1963/11/30	10.408%	5.100%	16.039%
1963/12/31	10.408%	5.100%	16.039%
1964/01/31	10.408%	5.100%	16.039%
1964/02/29	10.408%	5.100%	16.039%
1964/03/31	10.408%	5.100%	16.039%
1964/04/30	10.401%	5.100%	16.031%
1964/05/31	10.401%	5.100%	16.031%
1964/06/30	10.401%	5.100%	16.031%
1964/07/31	10.401%	5.100%	16.031%

Date of accident/date diagnosed	100% CPI Catch-up Increase	Basic increase of 5.1%	Total Increase effective 1 April 2012
1964/08/31	10.395%	5.100%	16.025%
1964/09/30	10.395%	5.100%	16.025%
1964/10/31	10.395%	5.100%	16.025%
1964/11/30	10.395%	5.100%	16.025%
1964/12/31	10.395%	5.100%	16.025%
1965/01/31	10.395%	5.100%	16.025%
1965/02/28	10.395%	5.100%	16.025%
1965/03/31	10.395%	5.100%	16.025%
1965/04/30	10.395%	5.100%	16.025%
1965/05/31	10.395%	5.100%	16.025%
1965/06/30	10.395%	5.100%	16.025%
1965/07/31	10.395%	5.100%	16.025%
1965/08/31	10.395%	5.100%	16.025%
1965/09/30	10.395%	5.100%	16.025%
1965/10/31	10.395%	5.100%	16.025%
1965/11/30	10.395%	5.100%	16.025%
1965/12/31	10.395%	5.100%	16.025%
1966/01/31	10.395%	5.100%	16.025%
1966/02/28	10.395%	5.100%	16.025%
1966/03/31	10.387%	5.100%	16.017%
1966/04/30	10.387%	5.100%	16.017%
1966/05/31	10.387%	5.100%	16.017%
1966/06/30	10.387%	5.100%	16.017%
1966/07/31	10.387%	5.100%	16.017%
1966/08/31	10.387%	5.100%	16.017%
1966/09/30	10.380%	5.100%	16.009%
1966/10/31	10.380%	5.100%	16.009%
1966/11/30	10.380%	5.100%	16.009%
1966/12/31	10.380%	5.100%	16.009%
1967/01/31	10.380%	5.100%	16.009%
1967/02/28	10.380%	5.100%	16.009%
1967/03/31	10.380%	5.100%	16.009%
1967/04/30	10.380%	5.100%	16.009%
1967/05/31	10.380%	5.100%	16.009%
1967/06/30	10.380%	5.100%	16.009%
1967/07/31	10.380%	5.100%	16.009%
1967/08/31	10.380%	5.100%	16.009%
1967/09/30	10.380%	5.100%	16.009%
1967/10/31	10.380%	5.100%	16.009%
1967/11/30	10.380%	5.100%	16.009%
1967/12/31	10.380%	5.100%	16.009%
1968/01/31	10.380%	5.100%	16.009%
1968/02/29	10.380%	5.100%	16.009%
1968/03/31	10.380%	5.100%	16.009%
1968/04/30	10.380%	5.100%	16.009%
1968/05/31	10.380%	5.100%	16.009%
1968/06/30	10.380%	5.100%	16.009%
1968/07/31	10.374%	5.100%	16.003%
1968/08/31	10.374%	5.100%	16.003%

Date of accident/date diagnosed	100% CPI Catch-up Increase	Basic increase of 5.1%	Total Increase effective 1 April 2012
1968/09/30	10.374%	5.100%	16.003%
1968/10/31	10.374%	5.100%	16.003%
1968/11/30	10.374%	5.100%	16.003%
1968/12/31	10.374%	5.100%	16.003%
1969/01/31	10.374%	5.100%	16.003%
1969/02/28	10.374%	5.100%	16.003%
1969/03/31	10.366%	5.100%	15.995%
1969/04/30	10.366%	5.100%	15.995%
1969/05/31	10.366%	5.100%	15.995%
1969/06/30	10.366%	5.100%	15.995%
1969/07/31	10.366%	5.100%	15.995%
1969/08/31	10.366%	5.100%	15.995%
1969/09/30	10.366%	5.100%	15.995%
1969/10/31	10.360%	5.100%	15.988%
1969/11/30	10.360%	5.100%	15.988%
1969/12/31	10.360%	5.100%	15.988%
1970/01/31	10.360%	5.100%	15.988%
1970/02/28	10.360%	5.100%	15.988%
1970/03/31	10.360%	5.100%	15.988%
1970/04/30	10.353%	5.100%	15.981%
1970/05/31	10.353%	5.100%	15.981%
1970/06/30	10.353%	5.100%	15.981%
1970/07/31	10.353%	5.100%	15.981%
1970/08/31	10.345%	5.100%	15.973%
1970/09/30	10.345%	5.100%	15.973%
1970/10/31	10.345%	5.100%	15.973%
1970/11/30	10.345%	5.100%	15.973%
1970/12/31	10.345%	5.100%	15.973%
1971/01/31	10.345%	5.100%	15.973%
1971/02/28	10.345%	5.100%	15.973%
1971/03/31	10.339%	5.100%	15.966%
1971/04/30	10.339%	5.100%	15.966%
1971/05/31	10.339%	5.100%	15.966%
1971/06/30	10.339%	5.100%	15.966%
1971/07/31	10.339%	5.100%	15.966%
1971/08/31	10.331%	5.100%	15.958%
1971/09/30	10.331%	5.100%	15.958%
1971/10/31	10.325%	5.100%	15.952%
1971/11/30	10.325%	5.100%	15.952%
1971/12/31	10.325%	5.100%	15.952%
1972/01/31	10.325%	5.100%	15.952%
1972/02/29	10.325%	5.100%	15.952%
1972/03/31	10.325%	5.100%	15.952%
1972/04/30	10.325%	5.100%	15.952%
1972/05/31	10.325%	5.100%	15.952%
1972/06/30	10.325%	5.100%	15.952%
1972/07/31	10.318%	5.100%	15.944%
1972/08/31	10.312%	5.100%	15.938%
1972/09/30	10.312%	5.100%	15.938%

Date of accident/date diagnosed	100% CPI Catch-up Increase	Basic increase of 5.1%	Total Increase effective 1 April 2012
1972/10/31	10.304%	5.100%	15.930%
1972/11/30	10.304%	5.100%	15.930%
1972/12/31	10.304%	5.100%	15.930%
1973/01/31	10.304%	5.100%	15.930%
1973/02/28	10.304%	5.100%	15.930%
1973/03/31	10.297%	5.100%	15.922%
1973/04/30	10.291%	5.100%	15.916%
1973/05/31	10.291%	5.100%	15.916%
1973/06/30	10.291%	5.100%	15.916%
1973/07/31	10.283%	5.100%	15.907%
1973/08/31	10.283%	5.100%	15.907%
1973/09/30	10.283%	5.100%	15.907%
1973/10/31	10.277%	5.100%	15.901%
1973/11/30	10.277%	5.100%	15.901%
1973/12/31	10.277%	5.100%	15.901%
1974/01/31	10.270%	5.100%	15.894%
1974/02/28	10.270%	5.100%	15.894%
1974/03/31	10.262%	5.100%	15.885%
1974/04/30	10.262%	5.100%	15.885%
1974/05/31	10.256%	5.100%	15.879%
1974/06/30	10.249%	5.100%	15.872%
1974/07/31	10.249%	5.100%	15.872%
1974/08/31	10.242%	5.100%	15.864%
1974/09/30	10.235%	5.100%	15.857%
1974/10/31	10.235%	5.100%	15.857%
1974/11/30	10.228%	5.100%	15.850%
1974/12/31	10.228%	5.100%	15.850%
1975/01/31	10.221%	5.100%	15.842%
1975/02/28	10.214%	5.100%	15.835%
1975/03/31	10.214%	5.100%	15.835%
1975/04/30	10.208%	5.100%	15.829%
1975/05/31	10.208%	5.100%	15.829%
1975/06/30	10.201%	5.100%	15.821%
1975/07/31	10.193%	5.100%	15.813%
1975/08/31	10.193%	5.100%	15.813%
1975/09/30	10.187%	5.100%	15.807%
1975/10/31	10.187%	5.100%	15.807%
1975/11/30	10.180%	5.100%	15.799%
1975/12/31	10.180%	5.100%	15.799%
1976/01/31	10.180%	5.100%	15.799%
1976/02/29	10.173%	5.100%	15.792%
1976/03/31	10.166%	5.100%	15.784%
1976/04/30	10.159%	5.100%	15.777%
1976/05/31	10.159%	5.100%	15.777%
1976/06/30	10.153%	5.100%	15.771%
1976/07/31	10.153%	5.100%	15.771%
1976/08/31	10.139%	5.100%	15.756%
1976/09/30	10.139%	5.100%	15.756%
1976/10/31	10.139%	5.100%	15.756%
1976/11/30	10.139%	5.100%	15.756%

Date of accident/date diagnosed	100% CPI Catch-up Increase	Basic increase of 5.1%	Total Increase effective 1 April 2012
1976/12/31	10.132%	5.100%	15.749%
1977/01/31	10.124%	5.100%	15.740%
1977/02/28	10.124%	5.100%	15.740%
1977/03/31	10.118%	5.100%	15.734%
1977/04/30	10.105%	5.100%	15.720%
1977/05/31	10.105%	5.100%	15.720%
1977/06/30	10.105%	5.100%	15.720%
1977/07/31	10.097%	5.100%	15.712%
1977/08/31	10.090%	5.100%	15.705%
1977/09/30	10.090%	5.100%	15.705%
1977/10/31	10.084%	5.100%	15.698%
1977/11/30	10.084%	5.100%	15.698%
1977/12/31	10.076%	5.100%	15.690%
1978/01/31	10.070%	5.100%	15.684%
1978/02/28	10.070%	5.100%	15.684%
1978/03/31	10.070%	5.100%	15.684%
1978/04/30	10.056%	5.100%	15.669%
1978/05/31	10.056%	5.100%	15.669%
1978/06/30	10.056%	5.100%	15.669%
1978/07/31	10.035%	5.100%	15.647%
1978/08/31	10.029%	5.100%	15.640%
1978/09/30	10.021%	5.100%	15.632%
1978/10/31	10.015%	5.100%	15.626%
1978/11/30	10.015%	5.100%	15.626%
1978/12/31	10.015%	5.100%	15.626%
1979/01/31	10.008%	5.100%	15.618%
1979/02/28	10.001%	5.100%	15.611%
1979/03/31	9.994%	5.100%	15.604%
1979/04/30	9.987%	5.100%	15.596%
1979/05/31	9.987%	5.100%	15.596%
1979/06/30	9.980%	5.100%	15.589%
1979/07/31	9.953%	5.100%	15.561%
1979/08/31	9.946%	5.100%	15.553%
1979/09/30	9.940%	5.100%	15.547%
1979/10/31	9.932%	5.100%	15.539%
1979/11/30	9.932%	5.100%	15.539%
1979/12/31	9.925%	5.100%	15.531%
1980/01/31	9.925%	5.100%	15.531%
1980/02/29	9.919%	5.100%	15.525%
1980/03/31	9.912%	5.100%	15.518%
1980/04/30	9.904%	5.100%	15.509%
1980/05/31	9.898%	5.100%	15.503%
1980/06/30	9.885%	5.100%	15.489%
1980/07/31	9.870%	5.100%	15.473%
1980/08/31	9.870%	5.100%	15.473%
1980/09/30	9.850%	5.100%	15.452%
1980/10/31	9.836%	5.100%	15.438%
1980/11/30	9.829%	5.100%	15.430%
1980/12/31	9.816%	5.100%	15.417%
1981/01/31	9.816%	5.100%	15.417%

Date of accident/date diagnosed	100% CPI Catch-up Increase	Basic increase of 5.1%	Total Increase effective 1 April 2012
1981/02/28	9.802%	5.100%	15.402%
1981/03/31	9.802%	5.100%	15.402%
1981/04/30	9.795%	5.100%	15.395%
1981/05/31	9.788%	5.100%	15.387%
1981/06/30	9.782%	5.100%	15.381%
1981/07/31	9.761%	5.100%	15.359%
1981/08/31	9.748%	5.100%	15.345%
1981/09/30	9.727%	5.100%	15.323%
1981/10/31	9.720%	5.100%	15.316%
1981/11/30	9.713%	5.100%	15.308%
1981/12/31	9.707%	5.100%	15.302%
1982/01/31	9.707%	5.100%	15.302%
1982/02/28	9.692%	5.100%	15.286%
1982/03/31	9.672%	5.100%	15.265%
1982/04/30	9.659%	5.100%	15.252%
1982/05/31	9.651%	5.100%	15.243%
1982/06/30	9.645%	5.100%	15.237%
1982/07/31	9.638%	5.100%	15.230%
1982/08/31	9.625%	5.100%	15.216%
1982/09/30	9.611%	5.100%	15.201%
1982/10/31	9.597%	5.100%	15.186%
1982/11/30	9.583%	5.100%	15.172%
1982/12/31	9.583%	5.100%	15.172%
1983/01/31	9.577%	5.100%	15.165%
1983/02/28	9.556%	5.100%	15.143%
1983/03/31	9.549%	5.100%	15.136%
1983/04/30	9.536%	5.100%	15.122%
1983/05/31	9.529%	5.100%	15.115%
1983/06/30	9.529%	5.100%	15.115%
1983/07/31	9.516%	5.100%	15.101%
1983/08/31	9.501%	5.100%	15.086%
1983/09/30	9.495%	5.100%	15.079%
1983/10/31	9.488%	5.100%	15.072%
1983/11/30	9.474%	5.100%	15.057%
1983/12/31	9.474%	5.100%	15.057%
1984/01/31	9.468%	5.100%	15.051%
1984/02/29	9.454%	5.100%	15.036%
1984/03/31	9.440%	5.100%	15.021%
1984/04/30	9.420%	5.100%	15.000%
1984/05/31	9.406%	5.100%	14.986%
1984/06/30	9.400%	5.100%	14.979%
1984/07/31	9.386%	5.100%	14.965%
1984/08/31	9.373%	5.100%	14.951%
1984/09/30	9.365%	5.100%	14.943%
1984/10/31	9.345%	5.100%	14.922%
1984/11/30	9.332%	5.100%	14.908%
1984/12/31	9.325%	5.100%	14.901%
1985/01/31	9.311%	5.100%	14.886%
1985/02/28	9.263%	5.100%	14.835%
1985/03/31	9.263%	5.100%	14.835%

Date of accident/date diagnosed	100% CPI Catch-up Increase	Basic increase of 5.1%	Total Increase effective 1 April 2012
1985/04/30	9.230%	5.100%	14.801%
1985/05/31	9.216%	5.100%	14.786%
1985/06/30	9.196%	5.100%	14.765%
1985/07/31	9.189%	5.100%	14.758%
1985/08/31	9.176%	5.100%	14.744%
1985/09/30	9.156%	5.100%	14.723%
1985/10/31	9.136%	5.100%	14.702%
1985/11/30	9.115%	5.100%	14.680%
1985/12/31	9.087%	5.100%	14.650%
1986/01/31	9.040%	5.100%	14.601%
1986/02/28	9.027%	5.100%	14.587%
1986/03/31	9.006%	5.100%	14.565%
1986/04/30	8.979%	5.100%	14.537%
1986/05/31	8.979%	5.100%	14.537%
1986/06/30	8.960%	5.100%	14.517%
1986/07/31	8.926%	5.100%	14.481%
1986/08/31	8.906%	5.100%	14.460%
1986/09/30	8.872%	5.100%	14.424%
1986/10/31	8.852%	5.100%	14.403%
1986/11/30	8.831%	5.100%	14.381%
1986/12/31	8.811%	5.100%	14.360%
1987/01/31	8.792%	5.100%	14.340%
1987/02/28	8.765%	5.100%	14.312%
1987/03/31	8.737%	5.100%	14.283%
1987/04/30	8.710%	5.100%	14.254%
1987/05/31	8.698%	5.100%	14.242%
1987/06/30	8.677%	5.100%	14.220%
1987/07/31	8.664%	5.100%	14.206%
1987/08/31	8.631%	5.100%	14.171%
1987/09/30	8.603%	5.100%	14.142%
1987/10/31	8.583%	5.100%	14.121%
1987/11/30	8.564%	5.100%	14.101%
1987/12/31	8.550%	5.100%	14.086%
1988/01/31	8.536%	5.100%	14.071%
1988/02/29	8.523%	5.100%	14.058%
1988/03/31	8.490%	5.100%	14.023%
1988/04/30	8.470%	5.100%	14.002%
1988/05/31	8.450%	5.100%	13.981%
1988/06/30	8.443%	5.100%	13.974%
1988/07/31	8.417%	5.100%	13.946%
1988/08/31	8.389%	5.100%	13.917%
1988/09/30	8.363%	5.100%	13.890%
1988/10/31	8.337%	5.100%	13.862%
1988/11/30	8.316%	5.100%	13.840%
1988/12/31	8.296%	5.100%	13.819%
1989/01/31	8.263%	5.100%	13.784%
1989/02/28	8.243%	5.100%	13.763%
1989/03/31	8.204%	5.100%	13.722%
1989/04/30	8.170%	5.100%	13.687%
1989/05/31	8.137%	5.100%	13.652%

Date of accident/date diagnosed	100% CPI Catch-up Increase	Basic increase of 5.1%	Total Increase effective 1 April 2012
1989/06/30	8.110%	5.100%	13.624%
1989/07/31	8.084%	5.100%	13.596%
1989/08/31	8.051%	5.100%	13.562%
1989/09/30	8.031%	5.100%	13.541%
1989/10/31	8.010%	5.100%	13.519%
1989/11/30	7.978%	5.100%	13.485%
1989/12/31	7.944%	5.100%	13.449%
1990/01/31	7.911%	5.100%	13.414%
1990/02/28	7.891%	5.100%	13.393%
1990/03/31	7.852%	5.100%	13.352%
1990/04/30	7.825%	5.100%	13.324%
1990/05/31	7.799%	5.100%	13.297%
1990/06/30	7.779%	5.100%	13.276%
1990/07/31	7.759%	5.100%	13.255%
1990/08/31	7.714%	5.100%	13.207%
1990/09/30	7.667%	5.100%	13.158%
1990/10/31	7.647%	5.100%	13.137%
1990/11/30	7.588%	5.100%	13.075%
1990/12/31	7.446%	5.100%	12.926%
1991/01/31	6.270%	5.100%	11.690%
1991/02/28	4.893%	5.100%	10.243%
1991/03/31	7.470%	5.100%	12.951%
1991/04/30	7.424%	5.100%	12.903%
1991/05/31	7.379%	5.100%	12.855%
1991/06/30	7.359%	5.100%	12.834%
1991/07/31	7.319%	5.100%	12.792%
1991/08/31	7.273%	5.100%	12.744%
1991/09/30	7.227%	5.100%	12.696%
1991/10/31	7.169%	5.100%	12.635%
1991/11/30	7.137%	5.100%	12.601%
1991/12/31	7.085%	5.100%	12.546%
1992/01/31	6.643%	5.100%	12.082%
1992/02/29	5.648%	5.100%	11.036%
1992/03/31	6.994%	5.100%	12.451%
1992/04/30	6.948%	5.100%	12.402%
1992/05/31	6.922%	5.100%	12.375%
1992/06/30	6.883%	5.100%	12.334%
1992/07/31	6.850%	5.100%	12.299%
1992/08/31	6.811%	5.100%	12.258%
1992/09/30	6.785%	5.100%	12.231%
1992/10/31	6.779%	5.100%	12.225%
1992/11/30	6.760%	5.100%	12.205%
1992/12/31	6.760%	5.100%	12.205%
1993/01/31	6.721%	5.100%	12.164%
1993/02/28	6.661%	5.100%	12.101%
1993/03/31	6.656%	5.100%	12.095%
1993/04/30	6.553%	5.100%	11.987%
1993/05/31	6.541%	5.100%	11.975%
1993/06/30	6.521%	5.100%	11.954%
1993/07/31	6.489%	5.100%	11.920%


Date of accident/date diagnosed	100% CPI Catch-up Increase	Basic increase of 5.1%	Total Increase effective 1 April 2012
1993/08/31	6.469%	5.100%	11.899%
1993/09/30	6.457%	5.100%	11.886%
1993/10/31	6.131%	5.100%	11.544%
1993/11/30	5.962%	5.100%	11.366%
1993/12/31	5.626%	5.100%	11.013%
1994/01/31	4.141%	5.100%	9.452%
1994/02/28	3.817%	5.100%	9.112%
1994/03/31	6.309%	5.100%	11.731%
1994/04/30	6.283%	5.100%	11.703%
1994/05/31	6.257%	5.100%	11.676%
1994/06/30	6.232%	5.100%	11.650%
1994/07/31	5.762%	5.100%	11.156%
1994/08/31	4.203%	5.100%	9.517%
1994/09/30	2.987%	5.100%	8.239%
1994/10/31	2.539%	5.100%	7.768%
1994/11/30	2.242%	5.100%	7.456%
1994/12/31	1.947%	5.100%	7.146%
1995/01/31	0.640%	5.100%	5.773%
1995/02/28	0.212%	5.100%	5.323%
1995/03/31	5.881%	5.100%	11.281%
1995/04/30	4.702%	5.100%	10.042%
1995/05/31	4.269%	5.100%	9.587%
1995/06/30	4.413%	5.100%	9.738%
1995/07/31	3.839%	5.100%	9.135%
1995/08/31	3.554%	5.100%	8.835%
1995/09/30	3.413%	5.100%	8.687%
1995/10/31	3.131%	5.100%	8.391%
1995/11/30	2.850%	5.100%	8.095%
1995/12/31	2.017%	5.100%	7.220%
1996/01/31	0.793%	5.100%	5.933%
1996/02/29	0.659%	5.100%	5.793%
1996/03/31	5.601%	5.100%	10.987%
1996/04/30	5.569%	5.100%	10.953%
1996/05/31	5.458%	5.100%	10.836%
1996/06/30	4.504%	5.100%	9.834%
1996/07/31	3.700%	5.100%	8.989%
1996/08/31	3.171%	5.100%	8.433%
1996/09/30	2.129%	5.100%	7.338%
1996/10/31	1.235%	5.100%	6.398%
1996/11/30	0.856%	5.100%	6.000%
1996/12/31	0.000%	5.100%	5.100%
1997/01/31	0.000%	5.100%	5.100%
1997/02/28	0.000%	5.100%	5.100%
1997/03/31	0.000%	5.100%	5.100%
1997/04/30	0.000%	5.100%	5.100%
1997/05/31	0.000%	5.100%	5.100%
1997/06/30	0.000%	5.100%	5.100%
1997/07/31	1.702%	5.100%	6.889%
1997/08/31	1.583%	5.100%	6.764%
1997/09/30	1.108%	5.100%	6.265%

Date of accident/date diagnosed	100% CPI Catch-up Increase	Basic increase of 5.1%	Total Increase effective 1 April 2012
1997/10/31	0.638%	5.100%	5.771%
1997/11/30	0.990%	5.100%	6.140%
1997/12/31	0.638%	5.100%	5.771%
1998/01/31	0.000%	5.100%	5.100%
1998/02/28	0.000%	5.100%	5.100%
1998/03/31	0.000%	5.100%	5.100%
1998/04/30	0.000%	5.100%	5.100%
1998/05/31	0.000%	5.100%	5.100%
1998/06/30	0.000%	5.100%	5.100%
1998/07/31	3.057%	5.100%	8.313%
1998/08/31	1.933%	5.100%	7.132%
1998/09/30	0.185%	5.100%	5.294%
1998/10/31	0.000%	5.100%	5.100%
1998/11/30	0.000%	5.100%	5.100%
1998/12/31	0.000%	5.100%	5.100%
1999/01/31	0.000%	5.100%	5.100%
1999/02/28	0.000%	5.100%	5.100%
1999/03/31	0.000%	5.100%	5.100%
1999/04/30	0.000%	5.100%	5.100%
1999/05/31	0.000%	5.100%	5.100%
1999/06/30	4.393%	5.100%	9.717%
1999/07/31	4.386%	5.100%	9.710%
1999/08/31	4.411%	5.100%	9.736%
1999/09/30	4.386%	5.100%	9.710%
1999/10/31	4.375%	5.100%	9.698%
1999/11/30	4.362%	5.100%	9.684%
1999/12/31	4.343%	5.100%	9.664%
2000/01/31	4.180%	5.100%	9.493%
2000/02/29	4.294%	5.100%	9.613%
2000/03/31	3.432%	5.100%	8.707%
2000/04/30	2.073%	5.100%	7.279%
2000/05/31	1.662%	5.100%	6.847%
2000/06/30	4.090%	5.100%	9.399%
2000/07/31	4.035%	5.100%	9.341%
2000/08/31	4.011%	5.100%	9.316%
2000/09/30	3.980%	5.100%	9.283%
2000/10/31	3.962%	5.100%	9.264%
2000/11/30	3.949%	5.100%	9.250%
2000/12/31	3.931%	5.100%	9.231%
2001/01/31	3.851%	5.100%	9.147%
2001/02/28	3.833%	5.100%	9.128%
2001/03/31	3.790%	5.100%	9.083%
2001/04/30	3.539%	5.100%	8.819%
2001/05/31	3.147%	5.100%	8.407%
2001/06/30	3.704%	5.100%	8.993%
2001/07/31	3.710%	5.100%	8.999%
2001/08/31	3.723%	5.100%	9.013%
2001/09/30	3.704%	5.100%	8.993%
2001/10/31	3.710%	5.100%	8.999%
2001/11/30	3.680%	5.100%	8.968%

Date of accident/date diagnosed	100% CPI Catch-up Increase	Basic increase of 5.1%	Total Increase effective 1 April 2012
2001/12/31	3.643%	5.100%	8.929%
2002/01/31	3.534%	5.100%	8.814%
2002/02/28	3.461%	5.100%	8.738%
2002/03/31	3.394%	5.100%	8.667%
2002/04/30	3.284%	5.100%	8.551%
2002/05/31	3.236%	5.100%	8.501%
2002/06/30	3.188%	5.100%	8.451%
2002/07/31	3.091%	5.100%	8.349%
2002/08/31	3.055%	5.100%	8.311%
2002/09/30	2.983%	5.100%	8.235%
2002/10/31	2.874%	5.100%	8.121%
2002/11/30	2.851%	5.100%	8.096%
2002/12/31	2.717%	5.100%	7.956%
2003/01/31	1.788%	5.100%	6.979%
2003/02/28	1.872%	5.100%	7.067%
2003/03/31	0.875%	5.100%	6.020%
2003/04/30	2.682%	5.100%	7.919%
2003/05/31	2.701%	5.100%	7.939%
2003/06/30	2.725%	5.100%	7.964%
2003/07/31	2.725%	5.100%	7.964%
2003/08/31	2.694%	5.100%	7.931%
2003/09/30	2.718%	5.100%	7.957%
2003/10/31	2.766%	5.100%	8.007%
2003/11/30	2.821%	5.100%	8.065%
2003/12/31	2.814%	5.100%	8.058%
2004/01/31	2.761%	5.100%	8.002%
2004/02/29	2.725%	5.100%	7.964%
2004/03/31	7.778%	5.100%	13.275%
2004/04/30	2.665%	5.100%	7.901%
2004/05/31	2.658%	5.100%	7.894%
2004/06/30	2.634%	5.100%	7.868%
2004/07/31	2.611%	5.100%	7.844%
2004/08/31	2.622%	5.100%	7.856%
2004/09/30	2.622%	5.100%	7.856%
2004/10/31	2.593%	5.100%	7.825%
2004/11/30	2.551%	5.100%	7.781%
2004/12/31	2.568%	5.100%	7.799%
2005/01/31	2.544%	5.100%	7.774%
2005/02/28	2.533%	5.100%	7.762%
2005/03/31	2.456%	5.100%	7.681%
2005/04/30	2.400%	5.100%	7.622%
2005/05/31	2.414%	5.100%	7.637%
2005/06/30	2.426%	5.100%	7.650%
2005/07/31	2.360%	5.100%	7.580%
2005/08/31	2.330%	5.100%	7.549%
2005/09/30	2.301%	5.100%	7.518%
2005/10/31	2.295%	5.100%	7.512%
2005/11/30	2.301%	5.100%	7.518%
2005/12/31	2.301%	5.100%	7.518%
2006/01/31	2.247%	5.100%	7.462%

Date of accident/date diagnosed	100% CPI Catch-up Increase	Basic increase of 5.1%	Total Increase effective 1 April 2012
2006/02/28	2.241%	5.100%	7.455%
2006/03/31	2.199%	5.100%	7.411%
2006/04/30	2.164%	5.100%	7.374%
2006/05/31	2.116%	5.100%	7.324%
2006/06/30	2.058%	5.100%	7.263%
2006/07/31	1.980%	5.100%	7.181%
2006/08/31	1.916%	5.100%	7.114%
2006/09/30	1.898%	5.100%	7.095%
2006/10/31	1.880%	5.100%	7.076%
2006/11/30	1.886%	5.100%	7.082%
2006/12/31	1.857%	5.100%	7.052%
2007/01/31	1.786%	5.100%	6.977%
2007/02/28	1.798%	5.100%	6.990%
2007/03/31	1.728%	5.100%	6.916%
2007/04/30	1.622%	5.100%	6.805%
2007/05/31	1.575%	5.100%	6.755%
2007/06/30	1.504%	5.100%	6.681%
2007/07/31	1.422%	5.100%	6.595%
2007/08/31	1.382%	5.100%	6.552%
2007/09/30	1.323%	5.100%	6.490%
2007/10/31	1.248%	5.100%	6.412%
2007/11/30	1.213%	5.100%	6.375%
2007/12/31	1.137%	5.100%	6.295%
2008/01/31	0.988%	5.100%	6.138%
2008/02/29	0.933%	5.100%	6.081%
2008/03/31	0.803%	5.100%	5.944%
2008/04/30	0.749%	5.100%	5.887%
2008/05/31	0.664%	5.100%	5.798%
2008/06/30	0.462%	5.100%	5.586%
2008/07/31	0.276%	5.100%	5.390%
2008/08/31	0.190%	5.100%	5.300%
2008/09/30	0.104%	5.100%	5.209%
2008/10/31	0.076%	5.100%	5.180%
2008/11/30	0.061%	5.100%	5.164%
2008/12/31	0.090%	5.100%	5.195%
2009/01/31	0.033%	5.100%	5.135%
2009/02/28	0.000%	5.100%	5.100%
2009/03/31	0.000%	5.100%	5.100%
2009/04/30	0.001%	5.100%	5.101%
2009/05/31	0.000%	5.100%	5.100%
2009/06/30	0.000%	5.100%	5.100%
2009/07/31	0.000%	5.100%	5.100%
2009/08/31	0.000%	5.100%	5.100%
2009/09/30	0.000%	5.100%	5.100%
2009/10/31	0.000%	5.100%	5.100%
2009/11/30	0.000%	5.100%	5.100%
2009/12/31	0.000%	5.100%	5.100%
2010/01/31	0.000%	5.100%	5.100%
2010/02/28	0.000%	5.100%	5.100%
2010/03/31	0.000%	5.100%	5.100%

Date of accident/date diagnosed	100% CPI Catch-up Increase	Basic increase of 5.1%	Total Increase effective 1 April 2012
2010/04/30	0.000%	5.100%	5.100%
2010/05/31	0.244%	5.100%	5.356%
2010/06/30	1.103%	5.100%	6.259%
2010/07/31	1.339%	5.100%	6.507%
2010/08/31	1.982%	5.100%	7.183%
2010/09/30	2.412%	5.100%	7.635%
2010/10/31	2.534%	5.100%	7.763%
2010/11/30	2.498%	5.100%	7.725%
2010/12/31	2.371%	5.100%	7.592%
2011/01/31	1.935%	5.100%	7.134%
2011/02/28	1.225%	5.100%	6.387%
2011/03/31	0.000%	5.100%	5.100%
2011/04/30	0.000%	4.675%	4.675%
2011/05/31	0.000%	4.250%	4.250%
2011/06/30	0.000%	3.825%	3.825%
2011/07/31	0.000%	3.400%	3.400%
2011/08/31	0.000%	2.975%	2.975%
2011/09/30	0.000%	2.550%	2.550%
2011/10/31	0.000%	2.125%	2.125%
2011/11/30	0.000%	1.700%	1.700%
2011/12/31	0.000%	1.275%	1.275%
2012/01/31	0.000%	0.850%	0.850%
2012/02/29	0.000%	0.425%	0.425%
2012/03/31	0.000%	0.000%	0.000%


M N OLIPHANT
 MINISTER OF LABOUR
 30/6/2012

No. 448

8 June 2012

COMPENSATION FOR OCCUPATIONAL INJURIES AND DISEASES ACT,

1993

(ACT No. 130 OF 1993), AS AMENDED

AMENDMENT OF SCHEDULE 4 OF ACT No. 130 OF 1993

Under section 55 of the Compensation for Occupational Injuries and Diseases Act, 1993 (Act No. 130 of 1993), I, Nelisiwe Mildred Oliphant, Minister of Labour, hereby amend Schedule 4 to read as follows with effect from 1 April 2012.


SCHEDULE 4

MANNER OF CALCULATING COMPENSATION

(i)	(ii)	(iii)	(iv)	(v)	(vi)	(vii)
Item	Section	Nature and degree of disablement	Nature of benefits	Manner of calculating benefits	Recommended maximum compensation	Recommended minimum compensation
1.	47(1)(a)	Temporary total disablement	Periodical payments	75% of an employee's monthly earnings at the time of the accident.	R18 252.00	R2 554.50
2.	49(1)	Permanent disablement of 30%	Lump sum	15 times the monthly earnings of the employee at the time of the accident.	R204 450.00	R51 090.00
3.	49(1)	Permanent disablement of less than 30%	Lump sum	An amount which bears to a lump sum calculated under item 2 the same proportion as the degree of permanent disablement to 30%.		
4.	49(1)	Permanent disablement of 100%	Monthly pension	75% of and employee's monthly earnings at	R18 252.00	R 2 554.50

(i)	(ii)	(iii)	(iv)	(v)	(vi)	(vii)
				the time of the accident		
5.	49(1)	Permanent disablement of less than 100% but more than 30%	Monthly pension	A monthly pension which bears to a pension calculated under item 4 the same proportion as the degree of permanent disablement to 100%.		
6.	54(1)(a)	Fatal	Lump sum	Twice the employee's monthly pension that would have been payable to the employee under item 4 had he been totally permanently disabled.	R 36 504.00	R5 109.00
7.	54(1)(b)	Fatal	Monthly pension	40% of the monthly pension that would have been payable to the employee under item 4 had he been totally permanently disabled.	R 7 300.80	R1021.80
8.	54(1)(c)	Fatal	Monthly pension	20% of the monthly pension that would have been payable to the employee under item 4 had he been totally permanently disabled, to each child.	R 3 650.40	R510.90
9.	54(1)(d)(ii)	Fatal	Lump sum	Percentage dependence as portion of R106 158		
10.	54(2)	Fatal	Funeral costs	A reasonable		

(i)	(ii)	(iii)	(iv)	(v)	(vi)	(vii)
				amount for funeral costs to a maximum of R13 716 or the actual amount, whichever is the lesser.		
11.	63(1)(a)	Minimum for free food and quarters	To be included in earnings	Minimum for free food R189.00 per month and minimum for free quarters R84.00 per month.		
12.	28	Constant attendance allowance	Monthly allowance	Minimum amount of R1449.00 per month		


M N OLIPHANT
MINISTER OF LABOUR
 31/5/2012

Printed by and obtainable from the Government Printer, Bosman Street, Private Bag X85, Pretoria, 0001
Publications: Tel: (012) 334-4508, 334-4509, 334-4510
Advertisements: Tel: (012) 334-4673, 334-4674, 334-4504
Subscriptions: Tel: (012) 334-4735, 334-4736, 334-4737
Cape Town Branch: Tel: (021) 465-7531

Gedruk deur en verkrygbaar by die Staatsdrukker, Bosmanstraat, Privaatsak X85, Pretoria, 0001
Publikasies: Tel: (012) 334-4508, 334-4509, 334-4510
Advertensies: Tel: (012) 334-4673, 334-4674, 334-4504
Subskripsies: Tel: (012) 334-4735, 334-4736, 334-4737
Kaapstad-tak: Tel: (021) 465-7531