



Government Gazette Staatskoerant

REPUBLIC OF SOUTH AFRICA
REPUBLIEK VAN SUID AFRIKA

Vol. 608

15 February 2016
15 Februarie 2016

No. 39696

N.B. The Government Printing Works will not be held responsible for the quality of "Hard Copies" or "Electronic Files" submitted for publication purposes

ISSN 1682-5843



9 771682 584003

39696



AIDS HELPLINE: 0800-0123-22 Prevention is the cure

Government Printing Works

Notice submission deadlines

Government Printing Works has over the last few months implemented rules for completing and submitting the electronic Adobe Forms when you, the customer, submit your notice request.

In line with these business rules, GPW has revised the notice submission deadlines for all gazettes. Please refer to the GPW website www.gpwonline.co.za to familiarise yourself with the new deadlines.

CANCELLATIONS

Don't forget!

Cancellation of notice submissions are accepted by GPW according to the deadlines stated in the table above.

Non-compliance to these deadlines will result in your request being failed. **Please pay special attention to the different deadlines for each gazette.**

Please note that any notices cancelled after the cancellation deadline will be published and charged at full cost.

Requests for cancellation must be sent by the original sender of the notice and must be accompanied by the relevant notice reference number (N-) in the email body.

AMENDMENTS TO NOTICES

take note!

With effect from 01 October, GPW will not longer accept amendments to notices. The cancellation process will need to be followed and a new notice submitted thereafter for the next available publication date.

CUSTOMER INQUIRIES



Many of our customers request immediate feedback/confirmation of notice placement in the gazette from our Contact Centre once they have submitted their notice – While GPW deems it one of their highest priorities and responsibilities to provide customers with this requested feedback and the best service at all times, we are only able to do so once we have started processing your notice submission.

GPW has a **2-working day turnaround time for processing notices** received according to the business rules and deadline submissions.

Please keep this in mind when making inquiries about your notice submission at the Contact Centre.

PROOF OF PAYMENTS



GPW reminds you that all notice submissions **MUST** be submitted with an accompanying proof of payment (PoP) or purchase order (PO). If any PoP's or PO's are received without a notice submission, it will be failed and your notice will not be processed.

When submitting your notice request to submit.egazette@gpw.gov.za, please ensure that a purchase order (GPW Account customer) or proof of payment (non-GPW Account customer) is included with your notice submission. All documentation relating to the notice submission must be in a single email.

A reminder that documents must be attached separately in your email to GPW. (In other words, your email should have an Adobe Form plus proof of payment/purchase order – 2 separate attachments – where notice content is applicable, it should also be a 3rd separate attachment).

REMINDER OF THE GPW BUSINESS RULES

- Single notice, single email – with proof of payment or purchase order.
- All documents must be attached separately in your email to GPW.
- 1 notice = 1 form, i.e. each notice must be on a separate form
- Please submit your notice **ONLY ONCE**.
- Requests for information, quotations and inquiries must be sent to the Contact Centre **ONLY**.
- The notice information that you send us on the form is what we publish. Please do not put any instructions in the email body.

DISCLAIMER:

Government Printing Works reserves the right to apply the 25% discount to all Legal and Liquor notices that comply with the business rules for notice submissions for publication in gazettes.

National, Provincial, Road Carrier Permits and Tender notices will pay the price as published in the Government Gazettes.

For any information, please contact the eGazette Contact Centre on 012-748 6200 or email info.egazette@gpw.gov.za

Contents

<i>No.</i>		<i>Gazette No.</i>	<i>Page No.</i>
GOVERNMENT NOTICES • GOEWERMENTSKENNISGEWINGS			
Transport, Department of/ Vervoer, Departement van			
178	The South African National Road Agency Limited and National Road Act (7/1998): National Routes 1 and 4: Platinum Toll Road: Publication of the amounts of toll for the different categories of motor vehicles, and the date and time from which the toll tariffs shall become payable	39696	4
178	Die Suid-Afrikaanse Nasionale Padagentskap Beperk en Nasionale Paaie Wet (7/1998): Nasionale Roetes 1 en 4: Platinum Tolpad: Publisering van die tolbedrae vir die verskillende kategorieë van motorvoertuie, en die datum en tyd vanaf die tolbedrae betaalbaar word	39696	8
179	The South African National Roads Agency Limited and National Roads Act (7/1998): National Route 3: Cedara to Heidelberg Gauteng Toll Road	39696	11
179	Die Suid-Afrikaanse Nasionale Padagentskap Beperk en Nasionale Paaie Wet (7/1998): Nasionale Roete 3: Cedara tot Heidelberg Gauteng Tolpad	39696	15
180	The South African National Roads Agency Limited and National Roads Act (7/1998): National Route 4: Hans Strydom Interchange (Pretoria) to the Gauteng/Mpumalanga Border and Maputo Development Corridor Toll Roads...	39696	19
180	Die Suid-Afrikaanse Nasionale Padagentskap Beperk en Nasionale Paaie Wet (7/1998): Nasionale Roete 4: Hans Strydom Wisselaar (Pretoria) na die Gauteng/Mpumalanga Grens en Maputo Ontwikkeling Korridor Tolpaaie	39696	23

GOVERNMENT NOTICES • GOEWERMENTSKENNISGEWINGS


DEPARTMENT OF TRANSPORT

NO. 178

15 FEBRUARY 2016

THE SOUTH AFRICAN NATIONAL ROADS AGENCY SOC LIMITED**NATIONAL ROUTES 1 AND 4: PLATINUM TOLL ROAD: PUBLICATION OF THE AMOUNTS OF TOLL FOR THE DIFFERENT CATEGORIES OF MOTOR VEHICLES, AND THE DATE AND TIME FROM WHICH THE TOLL TARIFFS SHALL BECOME PAYABLE**

The Head of the Department hereby, in terms of section 28(4) read with section 27(3) of The South African National Roads Agency Limited and National Roads Act, 1998 (Act No. 7 of 1998) [the Act], makes known that the amounts of toll to be levied in terms of section 28(2) of the Act at the toll plazas located on the Platinum Toll Road, and the date and time from which the amounts of toll shall become payable, have been determined by the Minister of Transport in terms of section 27(3)(a) of the Act, and that the said amounts shall be levied in terms of section 28(4) read with section 27 of the Act, as set out in the Schedule.



Mr P G Selepe
DIRECTOR-GENERAL: TRANSPORT

SCHEDULE**1. DEFINITIONS**

The following words and expressions shall have the meanings stated, unless the context otherwise indicates.

- 1.1 **“Abnormal vehicle”** means a motor vehicle exceeding the legal dimensions as described in the Road Traffic Act, 1996 (Act No. 93 of 1996), as amended, or in any other law.
- 1.2 **“Axle”** means a device or set of devices, whether continuous across the width of the vehicle or not, about which the wheels of the vehicle rotate and which is so placed that, when the vehicle is travelling straight ahead, the vertical centre-lines of such wheels are in one vertical plane at right angles to the longitudinal centre-line of such vehicle. Axle shall also include an axle that is lifted and of which the wheels are not in contact with the road surface.
- 1.3 **“Heavy axle”** means an axle the wheels of which are fitted with tyres of a size (bead seat diameter) greater than 406,4 millimetres (16 inches), or an axle with more than two (2) wheels irrespective of tyre size, but excluding any axle of a motorcycle, a motor tricycle or a motor car.
- 1.4 **“Heavy vehicle”** means a motor vehicle with at least one heavy axle and/or any vehicle which is principally designed or adapted for the conveyance of persons exceeding sixteen (16) in number.
- 1.5 **“Light delivery vehicle”** means a motor vehicle designed or adapted for the conveyance of persons and freight with no heavy axle as defined in paragraph 1.3 above.
- 1.6 **“Light vehicle”** means a motor vehicle, other than a heavy vehicle.
- 1.7 **“Motor car”** means a motor vehicle, other than a motorcycle or a motor tricycle, designed or adapted solely or principally for the conveyance of persons not exceeding sixteen (16) in number, but excluding any vehicle with an axle with more than two (2) wheels irrespective of tyre size.
- 1.8 **“Motorcycle”** means a motor vehicle that has two wheels and includes any such vehicle having a side-car attached thereto.
- 1.9 **“Motor tricycle”** means a motor vehicle, other than a motorcycle with a side-car, which has three wheels and which is designed to be driven by means of the type of controls usually fitted to a motorcycle.
- 1.10 **“Motor vehicle”** means an entity comprising of one or more mechanically/electrically powered units with or without any trailer(s) physically joined by means of tow bars, tow ropes or mechanical articulation, and includes, inter alia:
- (a) a motorcycle;
 - (b) a motor tricycle;
 - (c) a motor car;
 - (d) a vehicle which has pedals and a mechanically/electrically powered unit as an integral part thereof or attached thereto and which is designed or adapted to be propelled by means of either such pedals or such mechanical/electrical unit or both; and
 - (e) a light delivery vehicle (a bakkie).

- 1.11 **“Trailer”** means a vehicle which is not self-propelled and which is designed or adapted to be drawn by a motor vehicle but does not include a side-car attached to a motorcycle.

2. CATEGORIES OF MOTOR VEHICLES

Class 1: *Light vehicles:*

Light vehicles are motor vehicles, other than heavy vehicles as defined above, with or without a trailer, and include motorcycles, motor tricycles and motor cars.

Class 2: *Medium heavy vehicles:*

Medium heavy vehicles are heavy vehicles, as defined above, with two axles.

Class 3: *Large heavy vehicles:*

Large heavy vehicles are heavy vehicles, as defined above, with three or four axles.

Class 4: *Extra large heavy vehicles:*

Extra large heavy vehicles are heavy vehicles, as defined above, with five or more axles.

3. TOLL TARIFF

- 3.1 The amounts of toll for the different categories of motor vehicles payable at the toll plazas located on the Platinum Toll Road, for the usage of a section of toll road (or any part thereof), are stated in Table 1.

ROUTE	PLAZA		CLASS 1	CLASS 2	CLASS 3	CLASS 4
N1	Stormvoël	Ramp	R7.80	R19.50	R22.50	R27.00
N1	Zambesi	Ramp	R9.50	R23.50	R27.00	R33.00
N1	Pumulani	Mainline	R10.00	R25.00	R30.00	R36.00
N1	Wallmansthal	Ramp	R4.60	R11.50	R14.00	R16.50
N1	Murrayhill	Ramp	R9.50	R23.50	R28.00	R33.00
N1	Hammanskraal	Ramp	R22.00	R75.00	R81.00	R94.00
N1	Carousel	Mainline	R47.00	R126.00	R139.00	R161.00
N1	Maubane	Ramp	R20.50	R55.00	R60.00	R70.00
N4	Kroondal	Ramp	R12.50	R30.00	R34.00	R40.00
N4	Marikana	Mainline	R19.00	R45.00	R51.00	R60.00
N4	Buffelspoort	Ramp	R12.50	R30.00	R34.00	R40.00
N4	Brits	Mainline	R12.50	R44.00	R48.00	R56.00
N4	K99	Ramp	R12.50	R31.00	R36.00	R44.00
N4	Doornpoort	Mainline	R12.50	R31.00	R36.00	R44.00

4. OPERATIONAL HOURS

- 4.1 The said toll road shall be open to traffic for 24 hours a day.

5. EFFECTIVE DATE

- 5.1 The date and time from which the said amounts of toll shall become payable, shall be 01 March 2016 at 00:00.

DEPARTEMENT VAN VERVOER


NO. 178

15 FEBRUARIE 2016

DIE SUID-AFRIKAANSE NASIONALE PADAGENTSKAP MSB BEPERK

NASIONALE ROETES 1 EN 4: PLATINUM TOLPAD: PUBLISERING VAN DIE TOLBEDRAE VIR DIE VERSKILLENDE KATEGORIEë VAN MOTORVOERTUIE, EN DIE DATUM EN TYD VANAF DIE TOLBEDRAE BETAALBAAR WORD

Die Hoof van die Departement maak hierby, kragtens die bepalinge van artikel 28(4) saamgelees met artikel 27(3) van Die Suid-Afrikaanse Nasionale Padagentskap Beperk en Nasionale Paaie Wet, 1998 (Wet Nr. 7 van 1998) [die Wet], bekend dat die tolbedrae wat kragtens artikel 28(2) van die Wet gehef sal word by die tolplazas geleë op die Platinum Tolpad, en die datum en tyd vanaf die tolbedrae betaalbaar word, kragtens artikel 27(3)(a) van die Wet deur die Minister van Vervoer bepaal is, en dat genoemde bedrae kragtens artikel 28(4) saamgelees met artikel 27 van die Wet gehef sal word, soos in die Bylae uiteengesit.



Mnr P G Selepe
DIREKTEUR-GENERAAL: VERVOER

BYLAE

1. WOORDOMSKRYWINGS

Die volgende woorde en uitdrukkings sal die betekenisse hê soos uiteengesit, tensy dit uit die samehang anders blyk.

- 1.1 “**Abnormale voertuig**” beteken ‘n motorvoertuig wat die wettige afmetings, soos beskryf in die Padverkeers wet, 1996 (Wet Nr. 93 van 1996), soos gewysig, of in enige ander wet oorskry.
- 1.2 “**As**” beteken ‘n toestel of stel toestelle, hetsy onafgebroke oor die breedte van die voertuig of nie, waarom die wiele van die voertuig ronddraai en wat so geplaas is dat wanneer die voertuig reguit vorentoe ry, die vertikale hartlyne van sodanige wiele in een vertikale vlak reghoekig met die langshartlyn van sodanige voertuig is. As sal ook ‘n as insluit waarvan die wiele opgelig en nie in kontak met die padoppervlak is nie.
- 1.3 “**Swaar as**” beteken ‘n as waarvan die wiele toegerus is met bande met ‘n grootte (spanranddeursnee) groter as 406,4 millimeter (16 duim), of ‘n as met meer as twee (2) wiele, ongeag die bandgrootte, maar nie ‘n as van ‘n motorfiets, ‘n motordriewiel of ‘n motorkar nie.
- 1.4 “**Swaar voertuig**” beteken ‘n motorvoertuig met minstens een swaar as en/of ‘n motorvoertuig wat ontwerp of aangepas is uitsluitlik of hoofsaaklik vir die vervoer van meer as sestion (16) persone.
- 1.5 “**Ligte afleweringvoertuig**” beteken ‘n motorvoertuig wat ontwerp of aangepas is vir die vervoer van persone en vrag met geen swaar as soos omskryf in paragraaf 1.3 hierbo nie.
- 1.6 “**Ligte voertuig**” beteken ‘n motorvoertuig, uitgesonderd ‘n swaar voertuig.
- 1.7 “**Motorkar**” beteken ‘n motorvoertuig, uitgesonderd ‘n motorfiets of motordriewiel, wat ontwerp of aangepas is uitsluitlik of hoofsaaklik vir die vervoer van hoogstens sestion (16) persone, maar uitgesluit enige voertuig met meer as twee (2) wiele, ongeag die bandgrootte, op enige as.
- 1.8 “**Motorfiets**” beteken ‘n motorvoertuig met twee wiele en ook enige sodanige voertuig waaraan ‘n syspan geheg is.
- 1.9 “**Motordriewiel**” beteken ‘n motorvoertuig, uitgesonderd ‘n motorfiets met syspan, wat drie wiele het en ontwerp is om bestuur te word deur middel van die tipe kontroles waarmee ‘n motorfiets gewoonlik toegerus is.
- 1.10 “**Motorvoertuig**” beteken ‘n entiteit bestaande uit een of meer meganies/elektries aangedrewe eenhede met of sonder sleepwa of sleepwaens wat fisies aan mekaar gekoppel is deur middel van sleepstange, sleeptoue of meganiese geleiding en sluit onder andere in:
- (a) ‘n motorfiets;
 - (b) ‘n motordriewiel;
 - (c) ‘n motorkar;
 - (d) ‘n voertuig met pedale en met ‘n meganies/elektries aangedrewe eenheid as ‘n integreerende deel daarvan of daaraan vasgeheg en wat ontwerp of aangepas is om of deur middel van sodanige pedale of deur middel van die meganiese/elektriese eenheid of deur albei voortbeweeg te word; en
 - (e) ‘n ligte afleweringvoertuig (‘n bakkie).

- 1.11 “**Sleepwa**” beteken ‘n voertuig wat nie selfaangedrewe is nie en wat ontwerp of aangepas is om deur ‘n motorvoertuig getrek te word, maar sluit nie ‘n syspan wat aan ‘n motorfiets vasgeheg is in nie.

2. KATEGORIEË VAN MOTORVOERTUIE

Klas 1: Ligte voertuie:

Ligte voertuie is motorvoertuie, uitgesonderd swaar voertuie soos hierbo omskryf, met of sonder sleepwa, en sluit motorfietse, motordrie wiele en motorkarre in.

Klas 2: Medium swaar voertuie:

Medium swaar voertuie, is swaar voertuie, soos hierbo omskryf, met twee asse.

Klas 3: Groot swaar voertuie:

Groot swaar voertuie, is swaar voertuie, soos hierbo omskryf, met drie of vier asse.

Klas 4: Ekstra groot swaar voertuie:

Ekstra groot swaar voertuie, is swaar voertuie, soos hierbo omskryf, met vyf of meer asse.

3. TOLTARIEF

- 3.1 Die tolbedrae vir die verskillende kategorieë voertuie betaalbaar by die tolplazas geleë op die Platinum TolPad, vir die gebruik van ‘n gedeelte van ‘n tolpad (of enige deel daarvan), is uiteengesit in Tabel 1.

TABEL 1: TOL TARIEF						
ROETE	PLAZA		KLAS 1	KLAS 2	KLAS 3	KLAS 4
N1	Stormvoël	Op- en Afrit	R7.80	R19.50	R22.50	R27.00
N1	Zambesi	Op- en Afrit	R9.50	R23.50	R27.00	R33.00
N1	Pumulani	Hooflyn	R10.00	R25.00	R30.00	R36.00
N1	Wallmansthal	Op- en Afrit	R4.60	R11.50	R14.00	R16.50
N1	Murrayhill	Op- en Afrit	R9.50	R23.50	R28.00	R33.00
N1	Hammanskraal	Op- en Afrit	R22.00	R75.00	R81.00	R94.00
N1	Carousel	Hooflyn	R47.00	R126.00	R139.00	R161.00
N1	Maubane	Op- en Afrit	R20.50	R55.00	R60.00	R70.00
N4	Kroondal	Op- en Afrit	R12.50	R30.00	R34.00	R40.00
N4	Marikana	Hooflyn	R19.00	R45.00	R51.00	R60.00
N4	Buffelspoort	Op- en Afrit	R12.50	R30.00	R34.00	R40.00
N4	Brits	Hooflyn	R12.50	R44.00	R48.00	R56.00
N4	K99	Op- en Afrit	R12.50	R31.00	R36.00	R44.00
N4	Doornpoort	Hooflyn	R12.50	R31.00	R36.00	R44.00

4. OPERASIONELE URE

- 4.1 Die genoemde tolpad sal 24 uur per dag oop wees vir verkeer.

5. INWERKINGTREDINGSDATUM

- 5.1 Die datum en tyd vanaf die genoemde tolbedrae betaalbaar word, is 01 Maart 2016 om 00:00.

DEPARTMENT OF TRANSPORT

NO. 179

15 FEBRUARY 2016

THE SOUTH AFRICAN NATIONAL ROADS AGENCY SOC LIMITED

**NATIONAL ROUTE 3: CEDARA TO HEIDELBERG GAUTENG TOLL ROAD:
PUBLICATION OF THE AMOUNTS OF TOLL FOR THE DIFFERENT CATEGORIES OF
MOTOR VEHICLES, AND THE DATE AND TIME FROM WHICH THE TOLL TARIFFS
SHALL BECOME PAYABLE**

The Head of the Department hereby, in terms of section 28(4) read with section 27(3) of The South African National Roads Agency Limited and National Roads Act, 1998 (Act No. 7 of 1998) [the Act], makes known that the amounts of toll to be levied in terms of section 28(2) of the Act at the toll plazas located on the Cedara to Heidelberg Gauteng Toll Road, and the date and time from which the amounts of toll shall become payable, have been determined by the Minister of Transport in terms of section 27(3)(a) of the Act, and that the said amounts shall be levied in terms of section 28(4) read with section 27 of the Act, as set out in the Schedule.



Mr P G Selepe
DIRECTOR-GENERAL: TRANSPORT

SCHEDULE**1. DEFINITIONS**

The following words and expressions shall have the meanings stated, unless the context otherwise indicates.

- 1.1 **“Abnormal vehicle”** means a motor vehicle exceeding the legal dimensions as described in the Road Traffic Act, 1996 (Act No. 93 of 1996), as amended, or in any other law.
- 1.2 **“Axle”** means a device or set of devices, whether continuous across the width of the vehicle or not, about which the wheels of the vehicle rotate and which is so placed that, when the vehicle is travelling straight ahead, the vertical centre-lines of such wheels are in one vertical plane at right angles to the longitudinal centre-line of such vehicle. Axle shall also include an axle that is lifted and of which the wheels are not in contact with the road surface.
- 1.3 **“Heavy axle”** means an axle the wheels of which are fitted with tyres of a size (bead seat diameter) greater than 406,4 millimetres (16 inches), or an axle with more than two (2) wheels irrespective of tyre size, but excluding any axle of a motorcycle, a motor tricycle or a motor car.
- 1.4 **“Heavy vehicle”** means a motor vehicle with at least one heavy axle and/or any vehicle which is principally designed or adapted for the conveyance of persons exceeding sixteen (16) in number.
- 1.5 **“Light delivery vehicle”** means a motor vehicle designed or adapted for the conveyance of persons and freight with no heavy axle as defined in paragraph 1.3 above.
- 1.6 **“Light vehicle”** means a motor vehicle, other than a heavy vehicle.
- 1.7 **“Motor car”** means a motor vehicle, other than a motorcycle or a motor tricycle, designed or adapted solely or principally for the conveyance of persons not exceeding sixteen (16) in number, but excluding any vehicle with an axle with more than two (2) wheels irrespective of tyre size.
- 1.8 **“Motorcycle”** means a motor vehicle that has two wheels and includes any such vehicle having a side-car attached thereto.
- 1.9 **“Motor tricycle”** means a motor vehicle, other than a motorcycle with a side-car, which has three wheels and which is designed to be driven by means of the type of controls usually fitted to a motorcycle.
- 1.10 **“Motor vehicle”** means an entity comprising of one or more mechanically/electrically powered units with or without any trailer(s) physically joined by means of tow bars, tow ropes or mechanical articulation, and includes, inter alia:
- (a) a motorcycle;
 - (b) a motor tricycle;
 - (c) a motor car;
 - (d) a vehicle which has pedals and a mechanically/electrically powered unit as an integral part thereof or attached thereto and which is designed or adapted to be propelled by means of either such pedals or such mechanical/electrical unit or both; and
 - (e) a light delivery vehicle (a bakkie).

- 1.11 **“Trailer”** means a vehicle which is not self-propelled and which is designed or adapted to be drawn by a motor vehicle but does not include a side-car attached to a motorcycle.

2. CATEGORIES OF MOTOR VEHICLES

Class 1: *Light vehicles:*

Light vehicles are motor vehicles, other than heavy vehicles as defined above, with or without a trailer, and include motorcycles, motor tricycles and motor cars.

Class 2: *Medium heavy vehicles:*

Medium heavy vehicles are heavy vehicles, as defined above, with two axles.

Class 3: *Large heavy vehicles:*

Large heavy vehicles are heavy vehicles, as defined above, with three or four axles.

Class 4: *Extra large heavy vehicles:*

Extra large heavy vehicles are heavy vehicles, as defined above, with five or more axles.

3. TOLL TARIFF

- 3.1 The amounts of toll for the different categories of motor vehicles payable at the toll plazas located on the Cedara to Heidelberg Gauteng Toll Road, for the usage of a section of toll road (or any part thereof), are stated in Table 1.

ROUTE	PLAZA		CLASS 1	CLASS 2	CLASS 3	CLASS 4
N3	Mooi	Mainline	R43.00	R106.00	R149.00	R201.00
N3		Ramp (S)	R30.00	R74.00	R104.00	R141.00
N3		Ramp (N)	R13.00	R32.00	R45.00	R60.00
N3	Treverton	Ramp	R13.00	R32.00	R45.00	R60.00
N3	Bergville	Ramp	R19.00	R22.00	R40.00	R62.00
N3	Tugela	Mainline	R62.00	R102.00	R161.00	R223.00
N3	Tugela East	Ramp	R38.00	R64.00	R94.00	R131.00
N3	Wilge	Mainline	R58.00	R100.00	R133.00	R189.00
N3	De Hoek	Mainline	R42.00	R65.00	R99.00	R142.00

4. OPERATIONAL HOURS

- 4.1 The said toll road shall be open to traffic for 24 hours a day.

5. EFFECTIVE DATE

- 5.1 The date and time from which the said amounts of toll shall become payable, shall be 01 March 2016 at 00:00.

DEPARTEMENT VAN VERVOER

NO. 179

15 FEBRUARIE 2016

DIE SUID-AFRIKAANSE NASIONALE PADAGENTSKAP MSB BEPERK

**NASIONALE ROETE 3: CEDARA TOT HEIDELBERG GAUTENG TOLPAD:
PUBLISERING VAN DIE TOLBEDRAE VIR DIE VERSKILLENDE KATEGORIEë VAN
MOTORVOERTUIE, EN DIE DATUM EN TYD VANAF DIE TOLBEDRAE BETAALBAAR
WORD**

Die Hoof van die Departement maak hierby, kragtens die bepalings van artikel 28(4) saamgelees met artikel 27(3) van Die Suid-Afrikaanse Nasionale Padagentskap Beperk en Nasionale Paaie Wet, 1998 (Wet Nr. 7 van 1998) [die Wet], bekend dat die tolbedrae wat kragtens artikel 28(2) van die Wet gehef sal word by die tolplazas geleë op die Cedara tot Heidelberg Gauteng Tolpad, en die datum en tyd vanaf die tolbedrae betaalbaar word, kragtens artikel 27(3)(a) van die Wet deur die Minister van Vervoer bepaal is, en dat genoemde bedrae kragtens artikel 28(4) saamgelees met artikel 27 van die Wet gehef sal word, soos in die Bylae uiteengesit.



Mnr P G Selepe
DIREKTEUR-GENERAAL: VERVOER

BYLAE

1. WOORDOMSKRYWINGS

Die volgende woorde en uitdrukkings sal die betekenisse hê soos uiteengesit, tensy dit uit die samehang anders blyk.

- 1.1 **“Abnormale voertuig”** beteken ‘n motorvoertuig wat die wettige afmetings, soos beskryf in die Padverkeerswet, 1996 (Wet Nr. 93 van 1996), soos gewysig, of in enige ander wet oorskry.
- 1.2 **“As”** beteken ‘n toestel of stel toestelle, hetsy onafgebroke oor die breedte van die voertuig of nie, waarom die wiele van die voertuig ronddraai en wat so geplaas is dat wanneer die voertuig reguit vorentoe ry, die vertikale hartlyne van sodanige wiele in een vertikale vlak reghoekig met die langshartlyn van sodanige voertuig is. As sal ook ‘n as insluit waarvan die wiele opgelig en nie in kontak met die padoppervlak is nie.
- 1.3 **“Swaar as”** beteken ‘n as waarvan die wiele toegerus is met bande met ‘n grootte (spanranddeursnee) groter as 406,4 millimeter (16 duim), of ‘n as met meer as twee (2) wiele, ongeag die bandgrootte, maar nie ‘n as van ‘n motorfiets, ‘n motordriewiel of ‘n motorkar nie.
- 1.4 **“Swaar voertuig”** beteken ‘n motorvoertuig met minstens een swaar as en/of ‘n motorvoertuig wat ontwerp of aangepas is uitsluitlik of hoofsaaklik vir die vervoer van meer as sestiën (16) persone.
- 1.5 **“Ligte afleweringvoertuig”** beteken ‘n motorvoertuig wat ontwerp of aangepas is vir die vervoer van persone en vrag met geen swaar as soos omskryf in paragraaf 1.3 hierbo nie.
- 1.6 **“Ligte voertuig”** beteken ‘n motorvoertuig, uitgesonderd ‘n swaar voertuig.
- 1.7 **“Motorkar”** beteken ‘n motorvoertuig, uitgesonderd ‘n motorfiets of motordriewiel, wat ontwerp of aangepas is uitsluitlik of hoofsaaklik vir die vervoer van hoogstens sestiën (16) persone, maar uitgesluit enige voertuig met meer as twee (2) wiele, ongeag die bandgrootte, op enige as.
- 1.8 **“Motorfiets”** beteken ‘n motorvoertuig met twee wiele en ook enige sodanige voertuig waaraan ‘n syspan geheg is.
- 1.9 **“Motordriewiel”** beteken ‘n motorvoertuig, uitgesonderd ‘n motorfiets met syspan, wat drie wiele het en ontwerp is om bestuur te word deur middel van die tipe kontroles waarmee ‘n motorfiets gewoonlik toegerus is.
- 1.10 **“Motorvoertuig”** beteken ‘n entiteit bestaande uit een of meer meganies/elektries aangedrewe eenhede met of sonder sleepwa of sleepwaens wat fisies aan mekaar gekoppel is deur middel van sleepstange, sleeptoue of meganiese geleiding en sluit onder andere in:
- (a) ‘n motorfiets;
 - (b) ‘n motordriewiel;
 - (c) ‘n motorkar;
 - (d) ‘n voertuig met pedale en met ‘n meganies/elektries aangedrewe eenheid as ‘n integreerende deel daarvan of daaraan vasgeheg en wat ontwerp of aangepas is om of deur middel van sodanige pedale of deur middel van die meganiese/elektriese eenheid of deur albei voortbeweeg te word; en
 - (e) ‘n ligte afleweringvoertuig (‘n bakkie).

- 1.11 “**Sleepwa**” beteken ‘n voertuig wat nie selfaangedrewe is nie en wat ontwerp of aangepas is om deur ‘n motorvoertuig getrek te word, maar sluit nie ‘n syspan wat aan ‘n motorfiets vasgeheg is in nie.

2. KATEGORIEë VAN MOTORVOERTUIE

Klas 1: Ligte voertuie:

Ligte voertuie is motorvoertuie, uitgesonderd swaar voertuie soos hierbo omskryf, met of sonder sleepwa, en sluit motorfietse, motordriewiele en motorkarre in.

Klas 2: Medium swaar voertuie:

Medium swaar voertuie, is swaar voertuie, soos hierbo omskryf, met twee asse.

Klas 3: Groot swaar voertuie:

Groot swaar voertuie, is swaar voertuie, soos hierbo omskryf, met drie of vier asse.

Klas 4: Ekstra groot swaar voertuie:

Ekstra groot swaar voertuie, is swaar voertuie, soos hierbo omskryf, met vyf of meer asse.

3. TOLTARIEF

- 3.1 Die tolbedrae vir die verskillende kategorieë voertuie betaalbaar by die tolplazas geleë op die Cedara tot Heidelberg Gauteng Tolpad, vir die gebruik van 'n gedeelte van 'n tolpad (of enige deel daarvan), is uiteengesit in Tabel 1.

TABEL 1: TOLTARIEF						
ROETE	PLAZA		KLAS 1	KLAS 2	KLAS 3	KLAS 4
N3	Mooi	Hooflyn	R43.00	R106.00	R149.00	R201.00
N3		Op- en Afrit (S)	R30.00	R74.00	R104.00	R141.00
N3		Op- en Afrit (N)	R13.00	R32.00	R45.00	R60.00
N3	Treverton	Op-en Afrit	R13.00	R32.00	R45.00	R60.00
N3	Bergville	Op- en Afrit	R19.00	R22.00	R40.00	R62.00
N3	Tugela	Hooflyn	R62.00	R102.00	R161.00	R223.00
N3	Tugela Oos	Op-en Afrit	R38.00	R64.00	R94.00	R131.00
N3	Wilge	Hooflyn	R58.00	R100.00	R133.00	R189.00
N3	De Hoek	Hooflyn	R42.00	R65.00	R99.00	R142.00

4. OPERASIONELE URE

- 4.1 Die genoemde tolpad sal 24 uur per dag oop wees vir verkeer.

5. INWERKINGTREDINGSDATUM

- 5.1 Die datum en tyd vanaf die genoemde tolbedrae betaalbaar word, is 01 Maart 2016 om 00:00.

DEPARTMENT OF TRANSPORT


NO. 180

15 FEBRUARY 2016

THE SOUTH AFRICAN NATIONAL ROADS AGENCY SOC LIMITED

NATIONAL ROUTE 4: HANS STRYDOM INTERCHANGE (PRETORIA) TO THE GAUTENG / MPUMALANGA BORDER AND MAPUTO DEVELOPMENT CORRIDOR TOLL ROADS: PUBLICATION OF THE AMOUNTS OF TOLL FOR THE DIFFERENT CATEGORIES OF MOTOR VEHICLES, AND THE DATE AND TIME FROM WHICH THE TOLL TARIFFS SHALL BECOME PAYABLE

The Head of the Department hereby, in terms of section 28(4) read with section 27(3) of The South African National Roads Agency Limited and National Roads Act, 1998 (Act No. 7 of 1998) [the Act], makes known that the amounts of toll to be levied in terms of section 28(2) of the Act at the toll plazas located on the Hans Strydom Interchange (Pretoria) to the Gauteng / Mpumalanga Border and Maputo Development Corridor Toll Roads, and the date and time from which the amounts of toll shall become payable, have been determined by the Minister of Transport in terms of section 27(3)(a) of the Act, and that the said amounts shall be levied in terms of section 28(4) read with section 27 of the Act, as set out in the Schedule.



Mr P G Selepe
DIRECTOR-GENERAL: TRANSPORT

SCHEDULE**1. DEFINITIONS**

The following words and expressions shall have the meanings stated, unless the context otherwise indicates.

- 1.1 **“Abnormal vehicle”** means a motor vehicle exceeding the legal dimensions as described in the Road Traffic Act, 1996 (Act No. 93 of 1996), as amended, or in any other law.
- 1.2 **“Axle”** means a device or set of devices, whether continuous across the width of the vehicle or not, about which the wheels of the vehicle rotate and which is so placed that, when the vehicle is travelling straight ahead, the vertical centre-lines of such wheels are in one vertical plane at right angles to the longitudinal centre-line of such vehicle. Axle shall also include an axle that is lifted and of which the wheels are not in contact with the road surface.
- 1.3 **“Heavy axle”** means an axle the wheels of which are fitted with tyres of a size (bead seat diameter) greater than 406,4 millimetres (16 inches), or an axle with more than two (2) wheels irrespective of tyre size, but excluding any axle of a motorcycle, a motor tricycle or a motor car.
- 1.4 **“Heavy vehicle”** means a motor vehicle with at least one heavy axle and/or any vehicle which is principally designed or adapted for the conveyance of persons exceeding sixteen (16) in number.
- 1.5 **“Light delivery vehicle”** means a motor vehicle designed or adapted for the conveyance of persons and freight with no heavy axle as defined in paragraph 1.3 above.
- 1.6 **“Light vehicle”** means a motor vehicle, other than a heavy vehicle.
- 1.7 **“Motor car”** means a motor vehicle, other than a motorcycle or a motor tricycle, designed or adapted solely or principally for the conveyance of persons not exceeding sixteen (16) in number, but excluding any vehicle with an axle with more than two (2) wheels irrespective of tyre size.
- 1.8 **“Motorcycle”** means a motor vehicle that has two wheels and includes any such vehicle having a side-car attached thereto.
- 1.9 **“Motor tricycle”** means a motor vehicle, other than a motorcycle with a side-car, which has three wheels and which is designed to be driven by means of the type of controls usually fitted to a motorcycle.
- 1.10 **“Motor vehicle”** means an entity comprising of one or more mechanically/electrically powered units with or without any trailer(s) physically joined by means of tow bars, tow ropes or mechanical articulation, and includes, inter alia:
- (a) a motorcycle;
 - (b) a motor tricycle;
 - (c) a motor car;
 - (d) a vehicle which has pedals and a mechanically/electrically powered unit as an integral part thereof or attached thereto and which is designed or adapted to be propelled by means of either such pedals or such mechanical/electrical unit or both; and
 - (e) a light delivery vehicle (a bakkie).

- 1.11 **“Trailer”** means a vehicle which is not self-propelled and which is designed or adapted to be drawn by a motor vehicle but does not include a side-car attached to a motorcycle.

2. CATEGORIES OF MOTOR VEHICLES

Class 1: *Light vehicles:*

Light vehicles are motor vehicles, other than heavy vehicles as defined above, with or without a trailer, and include motorcycles, motor tricycles and motor cars.

Class 2: *Medium heavy vehicles:*

Medium heavy vehicles are heavy vehicles, as defined above, with two axles.

Class 3: *Large heavy vehicles:*

Large heavy vehicles are heavy vehicles, as defined above, with three or four axles.

Class 4: *Extra large heavy vehicles:*

Extra large heavy vehicles are heavy vehicles, as defined above, with five or more axles.

3. TOLL TARIFF

- 3.1 The amounts of toll for the different categories of motor vehicles payable at the toll plazas located on the Hans Strydom Interchange (Pretoria) to the Gauteng / Mpumalanga Border and Maputo Development Corridor Toll Roads, for the usage of a section of toll road (or any part thereof), are stated in Table 1.

ROUTE	PLAZA	CLASS 1	CLASS 2	CLASS 3	CLASS 4
N4	Donkerhoek Ramp	R11.00	R15.00	R22.00	R42.00
N4	Cullinan Ramp	R13.00	R22.00	R32.00	R54.00
N4	Diamond Hill Mainline	R32.00	R44.00	R83.00	R137.00
N4	Valtaki Ramp	R25.00	R35.00	R50.00	R114.00
N4	Ekandustria Ramp	R19.00	R28.00	R39.00	R78.00
N4	Middelburg Mainline	R53.00	R114.00	R172.00	R227.00
N4	Machado Mainline	R78.00	R217.00	R317.00	R452.00
N4	Nkomazi Mainline	R59.00	R120.00	R174.00	R251.00

4. OPERATIONAL HOURS

- 4.1 The said toll road shall be open to traffic for 24 hours a day.

5. EFFECTIVE DATE

- 5.1 The date and time from which the said amounts of toll shall become payable, shall be 01 March 2016 at 00:00.

DEPARTEMENT VAN VERVOER


NO. 180

15 FEBRUARIE 2016

DIE SUID-AFRIKAANSE NASIONALE PADAGENTSKAP MSB BEPERK

NASIONALE ROETE 4: HANS STRYDOM WISSELAAR (PRETORIA) NA DIE GAUTENG / MPUMALANGA GRENS EN MAPUTO ONTWIKKELING KORRIDOR TOLPAAIE: PUBLISERING VAN DIE TOLBEDRAE VIR DIE VERSKILLENDE KATEGORIEë VAN MOTORVOERTUIE, EN DIE DATUM EN TYD VANAF DIE TOLBEDRAE BETAALBAAR WORD

Die Hoof van die Departement maak hierby, kragtens die bepalings van artikel 28(4) saamgelees met artikel 27(3) van Die Suid-Afrikaanse Nasionale Padagentskap Beperk en Nasionale Paaie Wet, 1998 (Wet Nr. 7 van 1998) [die Wet], bekend dat die tolbedrae wat kragtens artikel 28(2) van die Wet gehef sal word by die tolplazas geleë op die Hans Strydom Wisselaar (Pretoria) na die Gauteng / Mpumalanga Grens en Maputo Ontwikkeling Korridor Tolpaaie, en die datum en tyd vanaf die tolbedrae betaalbaar word, kragtens artikel 27(3)(a) van die Wet deur die Minister van Vervoer bepaal is, en dat genoemde bedrae kragtens artikel 28(4) saamgelees met artikel 27 van die Wet gehef sal word, soos in die Bylae uiteengesit.



Mnr P G Selepe
DIREKTEUR-GENERAAL: VERVOER

BYLAE

1. WOORDOMSKRYWINGS

Die volgende woorde en uitdrukkings sal die betekenis hê soos uiteengesit, tensy dit uit die samehang anders blyk.

- 1.1 **“Abnormale voertuig”** beteken ‘n motorvoertuig wat die wettige afmetings, soos beskryf in die Padverkeerswet, 1996 (Wet Nr. 93 van 1996), soos gewysig, of in enige ander wet oorskry.
- 1.2 **“As”** beteken ‘n toestel of stel toestelle, hetsy onafgebroke oor die breedte van die voertuig of nie, waarom die wiele van die voertuig ronddraai en wat so geplaas is dat wanneer die voertuig reguit vorentoe ry, die vertikale hartlyne van sodanige wiele in een vertikale vlak reghoekig met die langshartlyn van sodanige voertuig is. As sal ook ‘n as insluit waarvan die wiele opgelig en nie in kontak met die padoppervlak is nie.
- 1.3 **“Swaar as”** beteken ‘n as waarvan die wiele toegerus is met bande met ‘n grootte (spanranddeursnee) groter as 406,4 millimeter (16 duim), of ‘n as met meer as twee (2) wiele, ongeag die bandgrootte, maar nie ‘n as van ‘n motorfiets, ‘n motordriewiel of ‘n motorkar nie.
- 1.4 **“Swaar voertuig”** beteken ‘n motorvoertuig met minstens een swaar as en/of ‘n motorvoertuig wat ontwerp of aangepas is uitsluitlik of hoofsaaklik vir die vervoer van meer as sestien (16) persone.
- 1.5 **“Ligte afleweringsvoertuig”** beteken ‘n motorvoertuig wat ontwerp of aangepas is vir die vervoer van persone en vrag met geen swaar as soos omskryf in paragraaf 1.3 hierbo nie.
- 1.6 **“Ligte voertuig”** beteken ‘n motorvoertuig, uitgesonderd ‘n swaar voertuig.
- 1.7 **“Motorkar”** beteken ‘n motorvoertuig, uitgesonderd ‘n motorfiets of motordriewiel, wat ontwerp of aangepas is uitsluitlik of hoofsaaklik vir die vervoer van hoogstens sestien (16) persone, maar uitgesluit enige voertuig met meer as twee (2) wiele, ongeag die bandgrootte, op enige as.
- 1.8 **“Motorfiets”** beteken ‘n motorvoertuig met twee wiele en ook enige sodanige voertuig waaraan ‘n syspan geheg is.
- 1.9 **“Motordriewiel”** beteken ‘n motorvoertuig, uitgesonderd ‘n motorfiets met syspan, wat drie wiele het en ontwerp is om bestuur te word deur middel van die tipe kontroles waarmee ‘n motorfiets gewoonlik toegerus is.
- 1.10 **“Motorvoertuig”** beteken ‘n entiteit bestaande uit een of meer meganies/elektries aangedrewe eenhede met of sonder sleepwa of sleepwaens wat fisies aan mekaar gekoppel is deur middel van sleepstange, sleeptoue of meganiese geleding en sluit onder andere in:
 - (a) ‘n motorfiets;
 - (b) ‘n motordriewiel;
 - (c) ‘n motorkar;
 - (d) ‘n voertuig met pedale en met ‘n meganies/elektries aangedrewe eenheid as ‘n integreerende deel daarvan of daaraan vasgeheg en wat ontwerp of aangepas is om of deur middel van sodanige pedale of deur middel van die meganiese/elektriese eenheid of deur albei voortbeweeg te word; en
 - (e) ‘n ligte afleweringsvoertuig (‘n bakkie).

- 1.11 “**Sleepwa**” beteken ‘n voertuig wat nie selfaangedrewe is nie en wat ontwerp of aangepas is om deur ‘n motorvoertuig getrek te word, maar sluit nie ‘n syspan wat aan ‘n motorfiets vasgeheg is in nie.

2. KATEGORIEë VAN MOTORVOERTUIE

Klas 1: *Ligte voertuie:*

Ligte voertuie is motorvoertuie, uitgesonderd swaar voertuie soos hierbo omskryf, met of sonder sleepwa, en sluit motorfietse, motordriewiele en motorkarre in.

Klas 2: *Medium swaar voertuie:*

Medium swaar voertuie, is swaar voertuie, soos hierbo omskryf, met twee asse.

Klas 3: *Groot swaar voertuie:*

Groot swaar voertuie, is swaar voertuie, soos hierbo omskryf, met drie of vier asse.

Klas 4: *Ekstra groot swaar voertuie:*

Ekstra groot swaar voertuie, is swaar voertuie, soos hierbo omskryf, met vyf of meer asse.

3. TOLTARIEF

- 3.1 Die tolbedrae vir die verskillende kategorieë voertuie betaalbaar by die tolplazas geleë op die Hans Strydom Wisselaar (Pretoria) na die Gauteng / Mpumalanga Grens en Maputo Ontwikkeling Korridor Tolpaaie, vir die gebruik van 'n gedeelte van 'n tolpad (of enige deel daarvan), is uiteengesit in Tabel 1.

ROETE	PLAZA		KLAS 1	KLAS 2	KLAS 3	KLAS 4
N4	Donkerhoek	Op- en Afrit	R11.00	R15.00	R22.00	R42.00
N4	Cullinan	Op- en Afrit	R13.00	R22.00	R32.00	R54.00
N4	Diamond Hill	Hooflyn	R32.00	R44.00	R83.00	R137.00
N4	Valtaki	Op- en Afrit	R25.00	R35.00	R50.00	R114.00
N4	Ekanustria	Op- en Afrit	R19.00	R28.00	R39.00	R78.00
N4	Middelburg	Hooflyn	R53.00	R114.00	R172.00	R227.00
N4	Machado	Hooflyn	R78.00	R217.00	R317.00	R452.00
N4	Nkomazi	Hooflyn	R59.00	R120.00	R174.00	R251.00

4. OPERASIONELE URE

- 4.1 Die genoemde tolpad sal 24 uur per dag oop wees vir verkeer.

5. INWERKINGTREDINGSDATUM

- 5.1 Die datum en tyd vanaf die genoemde tolbedrae betaalbaar word, is 01 Maart 2016 om 00:00.

WARNING!!!

To all suppliers and potential suppliers of goods to the Government Printing Works

The Government Printing Works would like to warn members of the public against an organised syndicate(s) scamming unsuspecting members of the public and claiming to act on behalf of the Government Printing Works.

One of the ways in which the syndicate operates is by requesting quotations for various goods and services on a quotation form with the logo of the Government Printing Works. Once the official order is placed the syndicate requesting upfront payment before delivery will take place. Once the upfront payment is done the syndicate do not deliver the goods and service provider then expect payment from Government Printing Works.

Government Printing Works condemns such illegal activities and encourages service providers to confirm the legitimacy of purchase orders with GPW SCM, prior to processing and delivery of goods.

To confirm the legitimacy of purchase orders, please contact:

Renny Chetty (012) 748-6375 (Renny.Chetty@gpw.gov.za),

Anna-Marie du Toit (012) 748-6292 (Anna-Marie.DuToit@gpw.gov.za) and

Siraj Rizvi (012) 748-6380 (Siraj.Rizvi@gpw.gov.za)

Printed by and obtainable from the Government Printer, Bosman Street, Private Bag X85, Pretoria, 0001
Contact Centre Tel: 012-748 6200. eMail: info.egazette@gpw.gov.za
Publications: Tel: (012) 748 6053, 748 6061, 748 6065